


379

FEDERAL DEMOCRATIC REPUBLIC OF ETHIOPIA

CENTRAL STATISTICAL AGENCY

RETAIL PRICES OF GOODS AND SERVICES

AUGUST 2006 (NEHASIE 1998)



Monthly Statistical Report

Addis Ababa  
November 2006

03/04/99

c-3/5-

~~000 593~~


C-4/5 ACC-00361020

FEDERAL DEMOCRATIC REPUBLIC OF ETHIOPIA

CENTRAL STATISTICAL AGENCY

RETAIL PRICES OF GOODS AND SERVICES

AUGUST 2006 (NEHASIE 1998)



Monthly Statistical Report

Addis Ababa  
November 2006

379

STATISTICAL BULLETIN

379

FEDERAL DEMOCRATIC REPUBLIC OF ETHIOPIA

CENTRAL STATISTICAL AGENCY

RETAIL PRICES OF GOODS AND SERVICES

MONTHLY SPECIAL REPORT

Monthly Special Report

1981  
1982

PREPARED AND PRINTED BY  
CENTRAL STATISTICAL AGENCY  
P.O. BOX 1143, ADDIS ABABA  
Tel. 251 11 156 30 11

# CONTENTS

	<b>PAGE</b>
I. Introduction.....	(III)
II. Objectives.....	(VI)
III. Scope and Coverage.....	(VI)
IV. Method of Data Collection.....	(VI)
V. Definitions.....	(VIII)
VI. Note.....	(IX)

## Statistical Tables

Table 1: Average Retail Prices of Goods and Services by Region and Selected Market Places - Group 1 Market Places .....	3
Table 2: Average Retail Prices of Goods and Services by Region and Selected Market Places- Group 2 Market Places.....	25
Table 3: Average Retail Prices of Goods and Services by Region and Selected Market Places- Group 3 Market Places.....	47
Table 4: Average Retail Prices of Goods and Services by Region and Selected Market Places - Group 4 Market Places.....	69
Table 5: Average Retail Prices of Goods and Services by Region and Selected Market Places - Group 5 Market Places.....	91

Table 6: Average Retail Prices of Goods and Services by Region and Selected Market Places - Group 6 Market Places.....	113
Table 7: Average Retail Prices of Goods and Services by Region and Selected Market Places - Group 7 Market Places.....	135
Table 8: Average Retail Prices of Goods and Services by Region and Selected Market Places - Group 8 Market Places.....	157
Table 9: Average Retail Prices of Goods and Services by Region and Selected Market Places - Group 9 Market Places.....	179
Table 10: Average Retail Prices of Goods and Services by Region and Selected Market Places - Group 10 Market Places.....	201
Table 11: Average Retail Prices of Goods and Services by Region and Selected Market Places - Group 11 Market Places.....	223

## I. INTRODUCTION

The monthly retail price data collection first started in Addis Ababa together with the Household Income, Consumption and Expenditure Survey of 1963 by dividing the city into four market zones (in fact, since September 1996 the city has been divided into 12 market zones). However, due to the ever increasing demand for the data, the scope and coverage of the survey was increased stage by stage. Hence, the geographical coverage of the survey was expanded to cover all the fourteen Regional capitals in 1975, twenty three urban Market Places (nine major urban Market Places were selected considering the prevalence of extensive market transaction) in 1978. Moreover, in 1996 further improvements have been made on the selection of the urban Market Places in such a way that all the regional capitals are to be included and this has increased the number to reach a total of 26 urban Market Places.

In rural areas, the retail price survey was launched together with the Rural Integrated Household Survey Program (RIHSP) in 1980/81. As part of the RIHSP, the price survey was carried out on quarterly basis starting from May 1981 to July 1987 and on monthly basis since September 1987. The survey was used to conduct in the markets of selected Farmers' Association (FAs), the then Enumeration Areas (EAs) or on nearby market places where residents of the FAs or EAs purchase most of goods and services for consumption and/or other purposes. Thus, from 1981 to 1985/6 the survey was conducted on 500 randomly selected FAs in the sedentary areas of the country except Tigray.

Between 1986/87 and 1996/97 the survey has been conducted in about 760 EAs and in the year 1997/98 the number of EAs to be covered by the survey were substantially increased to 1420. But, considering the substantial number of EA's to be covered and thereby huge amount of data to be collected, the processing and timely publishing of the data were not manageable. Hence, after conducting an intensive exercise on the quality of the data, the CSA realized that the sample EA's in which the price data are to be collected could be substantially reduced without affecting the quality of the resulting Consumer Price Index (CPI). Consequently, the CSA has arrived at a decision to reduce the sample EA's in which the price data to be collected from 1420 to 446 EA's

starting from September 1998. Note that the Regional State of Tigray was covered by the rural retail price survey since 1994.

Moreover, further improvements have been made starting from July 2001 on the number of market outlets to be covered for this exercise. As a result, the price survey data collection had been restricted and basically focused on a market based survey approach by selecting 119 representative market outlets. The shift to more representative markets was implemented with the aim of achieving acceptable coverage of urban markets for each Region by dropping many remote rural markets. As a result, unnecessary time lag in the production of the average retail price report is expected to be minimized.

This report provides average retail price of goods and services by Selected Market Places together with regional average prices on the basis of the current administrative hierarchy, i.e., Killil (regional states). Due to lack of space to accommodate all Towns/Market Places on one page, towns are categorized into eleven groups as follows:

- **Group 1:** consists of Selected Market Places for Tigray, and Afar Regional State, namely Endasilase, Endabaguna, Adwa, Axum, Adigrat, Wukiro, Mai-Chew, Mekele, Ayisaeta, Dubti, Melka Werer and Awash Sebat Kilo.
- **Group 2:** consists of Selected Market Places for Amhara Regional State, namely: Chuahit, Gondar, Esete, Debre Tabor, Kobo, Weldiya, Kombolcha, Dessie, Shewa Robit, Debre Birhan
- **Group 3:** consists of Selected Market Places for Amhara Regional State, namely: Mota, Debre Markos, Adete, Bahir Dar, Sekota, Amde Work, Dangla, Chagni, Kemise, and Bati.
- **Group 4:** consists of Selected Market Places for Oromia Regional State, namely: Ghimbi, Dembi Dolo, Shambu, Nekemte, Bedele, Metu, Jimma, Agaro, Ambo, Weliso, Ejere and Fiche.
- **Group 5:** consists of Selected Market Places for Oromia Regional State, namely: Nazareth, Shashemene, Diksise, Asella, Asebe Teferi, Bedessa, Alemaya, Boreda, Adabia, Robe, Hagere Mariam and Negele Borena.

- **Group 6:** consists of Selected Market Places for Somalie and Benishangul Gumuz Regional States, namely: Shinele, Arere, Jig Jiga, Hartshek, Dollo, Moyale, Marnbook, Mender Sebat, Assosa, Bambasi, Kemashi, and Agelo Meti.
- **Group 7:** consists of Selected Market Places for SNNP Regional State, namely: Welkite, Butajira, Hosahna, Shone, Doyugena, Alaba, Awasa, Hagere Selam, Dilla, and Yirgacheffe.
- **Group 8:** consists of Selected Market Places for SNNP Regional State, namely: Welayita Sodo, Bodite, Jinka, Dimeka, Masha, Tepi, Bonga, Chana, Arba Minch, and Sawla.
- **Group 9:** consists of Selected Market Places for SNNP Regional State, namely: Shewa Bench, Mizan Teferi, Deri, Amaro Kelle, Soyama, Karat, Gidole, Waka, Beste Chere, Lasoka, and Amaya.
- **Group 10:** consists of Selected Market Places for City of Addis Ababa Administration, namely: Merkato, Kera, Zenebe Work, Gergi, Saris, Kotebe, Ferensay *Legasione*, Sholia/Yeka, Asko, Addisu Gebeya, Efoyita Gebeya, and Akakai.
- **Group 11:** consists of Selected Market Places for Gambella Regional State, Harar People Regional State and Dire Dawa Administrative Council namely: Gambela, Shebo Kiro, Akashi, Harari Town, Dire Dawa and Melkajebdu.

Earlier issues on the monthly retail prices include:

Average Retail Prices of Goods and Services in Selected Urban Centers (August 1975 – June 2001) Statistical Bulletin 18, 28, 32, 41, 54, 66, 71, 80, 81, 114, 127, 144, 145, 146, 147, 150, 156, 165, 168, 177, 185, 187, 197, 198, 220, 221, 242, 243, 249, 252, 253 and 263.

Average Retail Prices of Goods and Services in Selected Rural Areas (May 1981 – June 2001) Statistical Bulletin 37, 45, 57, 64, 83, 91, 93, 96, 106, 107, 115, 117, 124, 138, 143, 151, 153, 157, 164, 167, 175, 186, 195-1, 195-2, 201-1, 201-2, 202-2, 203-1, 203-2, 208-1, 208-2, 209-1, 209-2, 218-1, 222-1, 235-1, 235-2, 236-1, 236-2, 237-1, 237-2, 238-1, 238-2, 254-1, 254-2, 255-1, 256-1 and 256-2.

Average Retail Prices of Goods and Services in Selected Market Places Statistical Bulletin 266, 267, 269, 270, 272, 274, 275, 276 (Volume I, II, IV, V, VI, VII, VIII, IX and X), 287, 288, 289, 290, 295, 296, 297, 299, 304, 307, 308, 309, 313, 317, 320, 323, 325, 327, 330, 332, 350, 352, 355, 358, 360, 362, 366, 368, 370, 371 and 376 in their respective order.

## **II. OBJECTIVES**

The main objectives of the survey are to:

- study the level of retail prices;
- assess the disparity of prices in each Region and Market Places .
- study changes in the economy;
- provide data for national accounts and researchers;
- prepare Monthly Consumer Price Indices (CPI) at Regional and country Level .

## **III. SCOPE AND COVERAGE**

The retail price survey, covers the collection of prices of major agricultural and industrial goods including food, drinks, drink constituents, tobacco, clothing and footwear, building materials, energy, household equipment, medical care, transportation, education, recreation, farm equipment, hotel services (food and accommodation) and other goods and services obtained from various outlets. Hence, about 400 items (above 140,000 price quotations) were covered by the survey monthly.

In Addis Ababa, retail prices were collected from four major market areas, i.e., Merkato, Kirkos, Silasie and Piazza Markets until 1998. However, starting from September 1998 considering the population increase from 443,728 in 1961 to 2,354,000 in 1998 and subsequent expansion of Addis Ababa in terms of surface area, 12 markets are selected out of the potential 27 market places in the city. Retail prices are collected from these markets and the average represents Addis Ababa's price data. On the other hand, in Harar prices are collected in Shewa Ber and Arategna. Meanwhile, the market places for Dire Dawa Administrative council are Kefira, Sabian and Melka Jebdu.

## **IV. METHOD OF DATA COLLECTION**

The retail prices of goods and services are collected from major outlets in selected urban Market Places/market places by enumerators with the use of kitchen balance and measuring tape. The outlets include open markets, kiosks, groceries, butcheries, pharmacies, super markets and other service giving establishments where households purchase most of their goods and services for household consumption and other purposes.

Retail prices of goods and services are collected from traders. However, sometimes, prices are also obtained from consumers at the time of purchase. In addition, wages of domestic servants and Daily Laborer charges are obtained from households. For each item a maximum of three price quotations are collected from three retailers on the same day. The enumerators always collect the monthly retail prices of goods and services by interviewing the retailers and by actually measuring the weight of the items on the spot for about 15 days. Starting from September 2002, an attempt was made to reduce the time lag between the data collection and the CPI data dissemination at Country and regional level by adjusting slightly the period of data collection. That is, instead of collecting price data from 8<sup>th</sup> through 22<sup>nd</sup> days of the month in question, the newly adjusted time frame is the 1<sup>st</sup> day through 15<sup>th</sup> days of European Calendar month under consideration.

Since an interview method of data collection is utilized rather than actual purchase and recording of prices, it may result, in some instances, in exaggeration or under estimation of prices. However, since enumerators are well-trained and permanently assigned to every market place and reside there, they have a good chance to familiarize themselves with the market and be on friendly terms with traders, owners of establishments and households. Thus, it can be expected that respondents were cooperative and provide reliable information over time.

Finally, it has to be recalled that, since the start of the collection of price data in 1963, retail prices in this Bulletin as well as in previous Bulletins indicate the free market prices prevailing in the market places under study.

## V. Definitions

Urban Market Places: It is generally defined as a locality with 2,000 or more inhabitants. However, for the purpose of the 1994 Population and Housing Census Map Work, urban Market Places include the following regardless of the number of inhabitants<sup>1</sup>.

- a) All administrative capitals,
  - i) regional capitals,
  - ii) zone capitals not included in (i),
  - iii) wereda capitals not included in (i) and (ii),
  - iv) Localities with urban development associations not included in (i), (ii), and (iii).
- b) Municipal towns not included in (a) above,
- c) All localities that are not included either in (a) or (b) above, having a population of 1,000 or more persons, and whose inhabitants are primarily engaged in non-agricultural activities.

Note that localities with population of less than 1,000 persons should be considered as rural. However, for the purpose of this survey the selected urban Market Places in general satisfy the following conditions:

- A capital of an administrative region,
- An industrial Market Places and/or,
- A Market Places for trade and commercial activities.

Retail Price: A retail price is the money cost to the final purchaser of a specified unit of sale. It is inclusive of all sales and excise taxes.

---

<sup>1</sup>Transitional government of Ethiopia, Central Statistical Authority, 1992, Manual for Census Map work. Addis Ababa. Pp. 3-4.

## VI. NOTE

1. The minimum that the balance can weigh is 10 grams. Thus, items that are sold in small quantities like spices and whose weight fall below 10 grams can not be weighed as accurately as possible and as a result may affect the reliability of prices of these items in some respect.
2. The average column is a simple Arithmetic Mean prices for each item.
3. The symbol "-" is used for data not available or doubtful.
4. SNNP stands for Southern Nations, Nationalities and Peoples.

# Group 1

## Market Places

(Endasilase, Endabaguna, Adwa, Axum, Adigrat, Wukiro, Mai-Chew,  
Mekele, Ayisaeta, Dubti, Melka Werer and Awash Sebat Kilo.)

Table 1 : Average Retail Price of Goods and Services by Region and Selected Market Places - Group 1 Market Places (Cont'd)

August 2006  
Nehase 1998

ITEM	UNIT	REGION AND MARKET PLACES												AFAR AVERAGE	
		T I G R A Y								TIGRAY AVERAGE	A F A R				
		Ende- silase	Ende- beguna	Adwa	Axum	Adigrat	Wukiro	Mel- chew	Mekelle		Ayisoeta	Dubti	Melka Werens		Awash Sebat killo
PRICE IN BIRR															
<b>CEREALS UNMILLED</b>															
'Teff' White	Kg	4.10	3.25	4.69	4.31	4.90	4.63	4.18	3.65	4.22	4.30	4.30	4.43	4.33	4.35
'Teff' Mixed	Kg	3.67	2.88	4.30	3.87	3.88	3.57	3.55	4.03	3.72	4.00	3.87	3.80	4.00	3.91
'Teff' Black (Red)	Kg	3.33	2.61	3.73	3.29	3.20	3.10	3.03	3.28	3.20	-	-	3.47	3.50	3.48
Wheat White	Kg	2.75	3.68	3.69	2.91	2.75	2.35	2.56	2.82	2.87	3.00	3.00	2.93	2.80	2.90
Wheat Mixed	Kg	-	-	-	-	-	-	-	-	-	-	2.50	-	2.63	2.60
Wheat Black	Kg	2.16	2.07	-	-	2.35	2.57	2.65	3.41	2.54	-	-	-	-	-
Barley White	Kg	2.60	3.04	3.08	2.45	2.25	2.16	2.79	2.21	2.55	3.00	3.00	2.70	2.20	2.67
Barley Mixed	Kg	-	-	-	-	-	-	2.75	-	2.75	-	-	-	2.03	2.03
Barley Black	Kg	-	-	-	-	-	-	3.07	-	2.24	2.66	-	-	2.03	2.03
Barley for Beer	Kg	-	-	-	-	-	-	-	-	-	-	3.20	-	2.47	2.65
Maize	Kg	1.50	1.60	2.17	1.74	1.85	2.00	2.01	1.90	1.85	1.30	1.85	2.00	1.70	1.71
Durrah	Kg	-	-	-	-	-	1.99	2.10	-	2.02	-	-	-	-	-
Sorghum Yellow	Kg	1.52	-	2.02	1.78	-	-	2.02	2.44	1.95	3.15	2.37	-	2.67	2.68
Sorghum White	Kg	1.93	3.70	1.73	2.04	-	-	-	-	2.23	-	-	2.77	2.87	2.82
Sorghum Red	Kg	-	1.92	2.02	-	-	-	2.08	2.08	2.03	-	-	-	2.47	2.47
African Millet	Kg	2.03	2.05	2.93	2.43	2.92	2.26	-	2.68	2.47	-	-	-	-	-
Rice	Kg	6.00	6.00	6.00	6.00	5.00	6.33	6.00	6.00	5.92	5.67	5.67	5.00	5.50	5.45
Oats	Kg	-	-	-	6.00	-	-	-	-	6.00	-	-	-	-	-
Hulled Barley	Kg	-	-	3.73	4.47	-	-	-	-	4.10	-	-	-	-	-
<b>CEREALS MILLED</b>															
'Teff' White	Kg	-	-	-	-	-	3.78	-	-	3.78	4.50	4.60	4.68	-	4.59
'Teff' Mixed	Kg	-	-	-	-	-	3.40	-	4.27	3.92	4.23	4.00	4.07	-	4.10
'Teff' Black (Red)	Kg	-	-	-	-	-	2.86	-	4.31	3.73	-	-	3.60	-	3.60
Wheat White	Kg	-	-	-	-	-	3.28	2.51	-	2.90	3.25	3.40	-	-	3.35
Wheat Mixed	Kg	-	-	-	-	-	-	-	-	-	-	-	-	-	-
Barley White	Kg	-	-	-	-	-	2.37	-	-	2.37	-	-	-	-	-

Table 1 : Average Retail Price of Goods and Services by Region and Selected Market Places - Group 1 Market Places (Cont'd)

August 2006  
Nehase 1998

R E G I O N   A N D   M A R K E T   P L A C E S														
ITEM	UNIT	T I G R A Y								TIGRAY AVERAGE	A F A R			AFAR AVERAGE
		Enda- silase	Enda- baguna	Adwa	Axum	Adigrat	Wukiro	Mai- chew	Mekelle		Ayisaeta	Dubti	Melka Werers	
P R I C E   I N   B I R R														
Barley Mixed.....	Kg	-	-	-	-	-	-	-	-	-	-	-	-	-
Maize.....	Kg	-	-	-	-	-	2.36	2.17	2.75	2.42	2.00	-	2.20	2.10
Oats.....	Kg	-	5.00	5.33	5.67	-	6.00	5.00	5.00	5.33	-	-	-	-
Sorghum.....	Kg	-	-	-	-	-	-	-	3.18	3.18	-	2.50	-	2.50
Durrah.....	Kg	-	-	-	-	1.78	-	-	-	1.78	-	-	-	-
'Furno Duket' Locally Processed..	Kg	4.33	4.50	5.00	5.00	4.00	5.00	-	5.03	4.77	4.50	4.50	3.23	4.58
<b>PULSES UNMILLED</b>														
Horse Beans.....	Kg	3.37	3.68	4.95	3.29	2.85	3.98	3.42	3.62	3.65	4.15	3.83	3.53	3.50
Peas White.....	Kg	-	-	4.93	-	3.00	-	4.27	-	4.07	-	-	3.78	4.00
Peas Black.....	Kg	-	-	-	-	-	-	-	-	-	-	-	-	-
Peas Mixed.....	Kg	-	-	-	-	-	3.61	4.19	3.59	3.80	-	3.00	-	3.53
Soya Beans.....	Kg	-	-	-	-	-	-	-	-	-	-	-	-	-
Chick Peas.....	Kg	3.42	4.27	4.21	3.60	3.00	3.64	4.33	4.46	3.87	4.23	4.17	3.62	4.00
Lentils.....	Kg	5.50	5.50	4.55	4.44	4.92	4.76	4.82	4.93	4.93	5.50	6.00	5.00	5.38
Haricot Beans.....	Kg	-	-	-	-	-	-	-	-	-	-	-	2.43	2.43
Lima Beans.....	Kg	3.94	-	-	2.59	-	-	-	-	3.40	-	-	-	-
Vetch.....	Kg	2.34	3.22	2.90	2.44	2.38	2.43	-	2.50	2.54	-	2.45	2.22	2.20
Fenugreek.....	Kg	13.76	16.19	11.59	11.60	5.83	14.00	-	10.10	11.87	10.00	-	5.00	12.00
<b>PULSES MILLED OR SPLIT</b>														
Horse Beans Milled.....	Kg	5.83	-	-	-	-	-	6.96	-	6.12	5.33	6.00	-	-
Peas Milled.....	Kg	7.83	-	-	-	-	-	8.33	-	7.96	-	-	8.41	8.41
Chick Peas Milled.....	Kg	7.83	6.83	-	-	-	-	-	-	7.33	-	-	-	-
Mixed Pulses Milled.....	Kg	6.83	-	5.64	8.50	5.83	5.17	-	-	6.40	6.00	6.17	-	6.08
Vetch Milled.....	Kg	-	-	-	-	-	6.00	-	5.67	5.83	-	-	5.41	4.00
Peas Split.....	Kg	8.67	-	-	-	4.33	5.00	6.00	6.82	6.25	5.33	6.00	5.00	6.00
Peas Split(Roasted).....	Kg	-	-	-	-	-	4.71	-	5.97	5.34	-	-	-	5.50

Table 1 : Average Retail Price of Goods and Services by Region and Selected Market Places - Group 1 Market Places (Cont'd)

August 2006  
Nehase 1998

ITEM	UNIT	REGION AND MARKET PLACES													
		T I G R A Y									A F A R			AFAR AVERAGE	
		Enda- silase	Enda- baguna	Adwa	Axum	Adigrat	Wukiro	Mai- chew	Mekelle	TIGRAY AVERAGE	Ayiseeta	Dubti	Melka Werers		Awash Sebat killo
P R I C E I N B I R R															
Horse Beans Split(Roasted).....	Kg	5.83	4.00	5.15	-	-	-	-	-	4.99	-	-	-	-	-
Lentils Split.....	Kg	6.83	7.00	5.91	8.07	6.17	6.02	8.00	8.00	7.00	7.67	7.00	7.50	7.50	7.42
Vetch Split(Roasted).....	Kg	-	-	-	-	-	4.25	-	4.41	4.33	-	-	-	-	-
Chick Peas Split(Roasted).....	Kg	-	-	-	-	-	-	-	6.92	6.92	-	-	-	-	-
Fenugreek Milled.....	Kg	19.33	-	10.17	14.33	12.00	-	-	20.00	15.39	10.00	15.00	18.67	16.00	14.80
<b>OIL SEEDS</b>															
Niger Seed.....	Kg	3.57	4.88	5.07	4.03	-	-	-	5.00	4.54	5.00	-	5.00	4.00	4.67
Linseed White.....	Kg	-	-	-	-	-	-	-	-	-	-	-	6.00	7.00	6.50
Linseed Black.....	Kg	2.69	3.72	3.44	3.43	3.00	2.97	3.11	3.70	3.26	5.00	5.17	4.83	4.00	4.82
Sesame Seed.....	Kg	5.37	-	-	-	-	-	-	6.33	5.85	7.33	-	-	-	7.33
Sunflower.....	Kg	4.31	4.62	4.00	4.46	-	-	2.61	4.65	4.11	5.00	4.00	3.33	3.00	3.73
Castor Beans.....	Kg	3.11	4.00	-	4.90	5.19	3.66	4.62	-	4.25	-	-	-	-	-
Rape Seed.....	Kg	3.24	4.00	3.62	4.58	5.17	7.54	-	-	4.69	4.00	4.83	3.00	3.50	3.82
Ground Nut Shelled.....	Kg	5.33	6.00	6.00	7.17	5.33	6.83	-	6.00	6.10	9.67	7.33	7.67	5.00	7.90
<b>PREPARED CEREAL PRODUCTS</b>															
Spaghetti (Local) Without Egg....	Kg	9.67	9.00	10.00	10.00	10.00	10.00	11.00	10.00	9.96	8.00	-	-	-	8.00
Pastini.....	Kg	11.33	10.00	10.00	9.00	9.67	10.00	9.00	9.67	9.83	8.33	8.00	9.67	8.00	8.67
Macaroni (Local) Without Egg....	Kg	6.00	6.00	6.00	7.00	6.17	7.00	6.00	6.50	6.33	6.00	5.50	5.67	6.00	5.79
'Fafa' Flour.....	kg	-	-	-	-	-	-	-	-	-	-	-	-	-	-
'Dube' Flour.....	kg	-	-	6.00	-	5.00	-	-	-	5.75	-	-	-	-	-
<b>BREAD AND OTHER PREPARED FOODS</b>															
'Enjera' ('Teff' Mixed).....	325gm	1.58	.96	1.06	.66	.96	.95	.92	.69	.97	1.27	1.18	1.27	1.27	1.25
'Dabo' (Traditional Ambasha)..	350gm	1.23	.88	.44	.61	-	-	.58	-	.75	-	1.39	.55	1.12	1.02
'Dabo' (Traditional Sheleto)..	350gm	-	-	-	-	-	.94	-	-	.94	1.75	-	-	1.21	1.39

Table 1 : Average Retail Price of Goods and Services by Region and Selected Market Places - Group 1 Market Places (Cont'd)

August 2006  
Nehase 1998

ITEM	UNIT	R E G I O N   A N D   M A R K E T   P L A C E S												AFAR AVERAGE	
		T I G R A Y								A F A R					
		Enda- silase	Enda- baguna	Adwa	Axum	Adigrat	Wukiro	Mai- chew	Mekelle	TIGRAY AVERAGE	Ayisaeta	Dubti	Melka Werers		Awash Sebat killo
P R I C E   I N   B I R R															
Bread Wheat (Bakery).....	350gm	1.80	1.56	1.78	1.58	1.32	1.39	1.25	2.04	1.59	1.39	1.22	1.80	1.70	1.53
Biscuits .....	150gm	1.67	2.14	2.14	-	2.14	2.50	3.00	3.41	2.43	2.14	2.14	2.73	2.40	2.35
<b>MEAT</b>															
Beef .....	Kg	24.00	20.00	24.00	26.00	24.00	20.00	20.00	26.00	23.00	-	18.21	30.00	26.00	24.74
Camel Meat .....	Kg	-	-	-	-	-	-	-	-	-	-	-	-	-	-
<b>FISH AND FISH PRODUCTS</b>															
Fish Fresh.....	Kg	-	-	-	-	-	-	-	-	-	-	-	-	-	-
Sardines (Imported).....	125gm	5.61	-	7.50	8.75	-	6.76	-	8.00	7.30	-	9.00	-	-	9.00
<b>DIARY PRODUCTS AND EGG</b>															
Cow Milk (Unpasteurized).....	Lt	-	3.00	4.00	3.89	3.00	2.83	3.00	3.33	3.29	3.03	6.06	3.75	4.55	4.35
Cow Milk (pasteurized).....	Lt	-	-	-	-	-	-	-	-	-	-	-	-	6.00	6.00
Camel Milk.....	Lt	-	-	-	-	-	-	-	-	-	6.00	-	-	-	6.00
Goat Milk.....	Lt	-	-	-	-	-	-	-	-	-	-	-	-	-	-
Powdered Milk (Edget).....	450gm	26.33	29.25	-	-	-	-	-	-	27.79	-	-	-	-	-
Yoghurt (Traditional).....	Lt	9.39	-	10.00	-	8.67	7.79	6.67	7.41	8.32	4.55	6.06	-	6.06	5.56
Cheese Cottage.....	Kg	-	-	-	-	-	-	-	-	-	-	-	7.58	-	7.58
Egg (Traditional).....	Dozen	6.80	6.00	6.00	6.86	6.00	6.00	4.80	6.00	6.06	8.00	7.33	6.00	6.00	6.83
<b>OILS AND FATS</b>															
Butter Unrefined.....	Kg	-	-	-	-	46.67	-	26.66	-	36.67	39.00	39.33	36.00	34.00	36.91
Cooking Oil (Imported).....	Lt	12.39	-	10.67	11.33	-	11.25	10.67	14.00	11.72	10.44	11.56	10.67	10.78	10.86
Cooking Oil (Local).....	Lt	12.63	13.33	11.50	15.15	-	-	10.50	-	12.62	-	-	-	-	-

Table 1 : Average Retail Price of Goods and Services by Region and Selected Market Places - Group 1 Market Places (Cont'd)

August 2006  
Nehase 1998

ITEM	UNIT	R E G I O N   A N D   M A R K E T   P L A C E S												AFAR AVERAGE	
		T I G R A Y								A F A R					
		Enda- silase	Enda- baguna	Adwa	Axum	Adigrat	Mukiro	Mai- chew	Mekelle	TIGRAY AVERAGE	Ayisaeta	Dubti	Melka Werers		Awash Sebet killo
P R I C E   I N   B I R R															
<b>VEGETABLES AND FRUITS</b>															
<b>VEGETABLES (FRESH)</b>															
Ethiopian Kale.....	Kg	.82	-	.47	-	-	.98	-	-	.73	3.39	1.72	1.94	3.42	2.55
Cabbage.....	Kg	2.17	2.08	2.00	1.71	1.80	.92	.94	.87	1.56	1.40	1.71	1.48	1.12	1.43
Lettuce.....	Kg	3.83	-	1.04	1.26	1.52	2.27	1.25	1.43	1.80	3.01	3.70	-	-	3.36
Spinach.....	Kg	8.67	6.55	.68	.60	1.19	1.12	1.06	.62	2.56	-	1.08	-	-	1.08
Carrot.....	Kg	2.17	2.50	1.47	2.00	2.00	2.00	1.03	2.00	1.84	2.00	2.17	2.19	2.00	2.09
Tomatoes.....	Kg	2.27	4.17	5.00	3.00	3.17	-	5.00	2.00	3.51	3.00	3.83	4.00	5.00	3.96
Onions.....	Kg	3.00	3.17	3.00	3.00	3.00	2.67	3.50	2.50	2.98	3.00	3.50	4.03	2.50	3.26
Garlics.....	Kg	11.83	13.00	11.67	12.50	-	10.00	7.33	9.33	10.70	9.67	11.33	12.85	8.00	10.46
Leaks.....	Kg	-	-	-	-	-	-	-	-	-	-	-	2.50	-	2.50
Pepper Green.....	Kg	6.32	5.83	8.00	7.80	6.00	-	-	4.25	6.37	5.33	6.80	6.69	7.56	6.60
Pumpkin.....	Kg	-	-	-	-	-	-	-	-	-	-	-	-	-	-
Green Peas.....	Kg	-	-	-	-	-	-	-	-	-	-	-	-	-	-
Beet Root.....	Kg	3.17	2.00	1.75	3.57	4.67	2.00	1.37	2.00	2.65	2.00	3.33	1.49	2.00	2.21
Cauliflower.....	Kg	-	-	-	-	-	-	-	-	-	-	-	2.29	-	2.29
<b>FRUITS FRESH</b>															
Banana.....	Kg	3.83	4.00	3.50	3.50	3.50	3.00	3.50	3.50	3.54	5.00	4.83	2.31	3.50	3.91
Orange.....	Kg	4.83	4.50	4.50	4.83	4.17	5.00	5.00	4.00	4.61	5.00	4.83	3.50	3.50	4.21
Lemon.....	Kg	3.06	7.20	1.74	1.23	-	1.93	3.01	3.05	3.03	2.82	-	4.76	7.56	5.05
Tangerine.....	Kg	-	-	-	-	-	-	-	-	-	-	-	-	-	-
Papaya.....	Kg	1.89	-	-	-	-	3.00	2.17	4.00	2.72	1.71	-	-	-	1.71
Grapes.....	Kg	-	-	-	-	-	-	-	-	-	-	-	-	-	-
Avocado.....	Kg	-	-	-	-	-	-	-	3.50	3.50	-	-	-	-	-
Mango.....	Kg	5.00	-	-	-	-	-	-	-	5.00	4.00	-	-	-	4.00
Cactus.....	Kg	-	2.01	.94	2.05	.91	.53	.41	.87	1.11	-	-	-	-	-

Table 1 : Average Retail Price of Goods and Services by Region and Selected Market Places - Group 1 Market Places (Cont'd)

August 2006  
Nehase 1998

ITEM	UNIT	R E G I O N   A N D   M A R K E T   P L A C E S													AFAR AVERAGE
		T I G R A Y									A F A R				
		Enda- silase	Enda- baguna	Adwa	Axum	Adigrat	Wukiro	Mai- chew	Mekelle	TIGRAY AVERAGE	Ayisaeta	Dubti	Melka Werers	Awash Sebat killo	
P R I C E   I N   B I R R															
<b>SPICES</b>															
Pepper Whole.....	Kg	11.17	12.33	10.17	12.00	9.50	11.33	12.00	11.33	11.23	13.00	12.50	9.33	12.00	11.33
Black Pepper(Local).....	Kg	-	-	-	-	-	-	-	-	-	-	-	29.33	-	29.33
Long Pepper(Local).....	Kg	13.33	14.00	20.00	14.00	14.67	10.67	13.00	11.00	13.83	-	-	-	11.67	11.67
White Cumin(Bishop's Weed)Local..	Kg	6.83	8.00	10.00	5.67	8.50	10.67	12.00	9.67	8.92	21.67	11.33	10.00	11.33	13.58
Black Cumin(Local).....	Kg	11.17	20.00	-	14.17	10.17	14.33	15.33	15.00	14.31	23.15	11.50	14.67	15.67	16.25
Ginger Dry(Local).....	Kg	10.83	12.00	16.00	8.33	16.33	11.33	12.00	10.00	12.10	11.33	13.67	10.00	13.33	12.08
Ginger Wet(Local).....	Kg	6.67	-	6.00	5.50	6.17	-	4.00	3.33	5.28	5.83	5.83	3.00	3.00	4.42
Cloves(Imported).....	Kg	52.50	100.00	-	46.00	50.00	60.00	45.00	58.67	57.33	100.00	100.00	60.00	60.00	76.00
Cinnamon(Imported).....	Kg	22.00	-	25.00	20.67	28.00	24.00	28.00	26.00	24.20	-	-	20.00	22.67	21.33
Cardamon(Local).....	Kg	20.67	24.00	-	20.33	19.00	28.00	24.00	19.00	22.14	28.57	-	21.67	24.00	24.27
Tumeric Flour(Local).....	Kg	5.67	6.00	8.33	5.17	4.50	4.83	4.00	4.83	5.55	10.00	6.25	4.00	5.67	6.50
Chillies Whole.....	Kg	-	-	-	12.33	-	-	-	-	12.33	29.17	-	12.00	12.33	16.42
Basil Dry.....	Kg	-	6.00	-	7.73	4.90	15.00	18.77	20.00	11.95	23.61	-	7.00	8.00	11.53
<b>POTATOES, OTHER TUBERS AND STEMS</b>															
Potato.....	Kg	2.33	2.50	2.50	3.00	2.17	2.00	3.50	2.00	2.50	2.50	3.67	2.23	2.00	2.60
Sweet Potato.....	Kg	-	-	-	-	-	-	-	-	-	2.50	-	1.96	1.50	1.84
'Kocho' (Unprocessed).....	Kg	-	-	-	-	-	-	-	-	-	-	-	4.00	3.28	3.52
'Bula'.....	Kg	-	-	12.00	13.67	12.00	-	-	14.00	13.10	-	-	-	-	-
<b>COFFEE, TEA, CHAT AND BUCK-THORN LEAVES</b>															
Tea Leaves(Local).....	100gm	-	2.25	2.00	2.33	2.00	2.00	2.25	2.00	2.12	2.00	2.00	2.00	2.00	2.00
Coffee Whole.....	Kg	-	8.53	-	-	-	-	-	-	8.53	-	-	-	-	-
Coffee Beans.....	Kg	23.00	22.00	21.33	23.33	21.67	22.00	20.00	24.00	22.17	20.00	22.00	19.00	23.33	21.08
Coffee Leaves.....	Kg	-	-	-	-	-	-	-	-	-	-	-	4.91	5.06	4.97



Table 1 : Average Retail Price of Goods and Services by Region and Selected Market Places - Group 1 Market Places (Cont'd)

August 2006  
Nehase 1998

R E G I O N   A N D   M A R K E T   P L A C E S															
ITEM	UNIT	T I G R A Y								TIGRAY AVERAGE	A F A R				AFAR AVERAGE
		Enda- silase	Enda- baguna	Adwa	Axum	Adigrat	Wukiro	Mai- chew	Mekelle		Ayisaeta	Dubti	Melka Werers	Awash Sebat killo	
P R I C E   I N   B I R R															
Coca Cola/Fanta.....	300cc	2.67	3.00	3.00	3.00	3.00	3.00	2.83	3.00	2.94	3.00	3.00	2.50	2.50	2.75
Pepsi Cola/Mirinda.....	300cc	2.67	3.00	3.00	3.00	3.00	3.00	3.00	3.00	2.96	3.00	3.00	2.50	2.50	2.75
<b>BEVERAGES - ALCOHOLIC</b>															
Araki (Local).....	900cc	21.33	18.00	20.00	20.33	14.67	15.00	15.33	15.00	17.68	24.00	23.00	28.33	18.20	24.05
Cognac (Local).....	900cc	-	-	16.00	19.67	-	15.00	-	15.00	16.89	-	-	-	-	-
Brandy (Local).....	900cc	20.67	-	-	-	-	-	-	-	20.67	-	-	-	-	-
Gin (Local).....	900cc	21.33	18.00	16.00	20.00	14.00	15.00	16.00	-	17.32	24.00	23.00	28.33	17.70	23.92
Saris Wine (Normal).....	750cc	-	-	-	-	15.00	-	-	15.33	15.17	6.67	-	-	14.50	10.59
'Katikalla'.....	Lt	-	10.00	-	13.33	12.22	10.00	9.67	11.11	10.90	13.33	8.52	11.11	7.49	9.47
Beer (Bedele).....	330cc	4.00	-	4.00	-	-	-	-	4.00	4.00	3.50	-	-	-	3.50
Beer (Harar).....	330cc	-	-	4.00	3.67	4.00	4.00	3.50	4.00	3.86	3.50	3.50	3.50	3.50	3.50
Beer (Meta Abo).....	330cc	4.00	4.40	4.00	3.67	4.00	4.00	3.50	4.00	3.95	3.50	3.50	3.50	3.50	3.50
'Tella'.....	Lt	.68	.86	1.00	.85	.68	.88	.50	1.02	.81	1.11	1.18	1.18	1.10	1.14
'Teji' (Mead).....	Lt	3.89	-	3.00	3.06	5.86	2.00	4.55	5.93	4.09	1.67	2.27	2.31	1.92	1.97
<b>CIGARETTES AND TOBACCO</b>															
<b>CIGARETTES</b>															
Nyala.....	Packet	4.00	4.00	5.00	5.00	5.00	5.00	4.00	5.00	4.63	4.00	4.67	4.00	4.00	4.17
Gissila.....	Packet	-	-	-	-	-	-	-	-	-	-	-	-	-	-
Rothmans.....	Packet	10.00	10.00	10.00	10.00	12.00	10.00	-	10.00	10.29	10.00	10.00	10.00	10.00	10.00
<b>TOBACCO</b>															
'Gaya'.....	Kg	-	-	-	-	-	-	-	-	-	22.22	13.69	20.56	9.17	17.07

Table 1 : Average Retail Price of Goods and Services by Region and Selected Market Places - Group 1 Market Places (Cont'd)

August 2006  
Mehese 1998

ITEM	UNIT	R E G I O N   A N D   M A R K E T   P L A C E S												
		T I G R A Y								A F A R				AFAR AVERAGE
		Enda- silase	Enda- baguna	Adwa	Axum	Adigrat	Mulkiro	Mai- chew	Mekelle	TIGRAY AVERAGE	Ayisaeta	Dubti	Melka Werers	

P R I C E   I N   B I R R

## CLOTHING AND FOOT WEAR

## CLOTHING

Abujedid(Akaki/Bahir Dar)91cm. Meter	4.83	5.00	4.00	4.08	7.00	5.00	-	5.00	5.18	-	-	4.00	-	4.00
Abujedid(Komb./Arba Min.)150cm Meter	9.83	-	-	6.50	9.25	10.00	9.00	9.00	8.82	6.25	9.00	-	6.83	7.29
Khaki(S-10,000 Twil)110cm. Meter	-	-	-	-	-	-	-	10.00	10.00	-	-	-	-	-
Khaki(Akaki)91cm. Meter	6.50	-	-	-	-	-	-	-	6.50	-	-	-	-	-
Wool-England 100%. Meter	-	-	-	-	-	-	-	200.00	200.00	-	-	-	-	-
Tetron(Arba Minch). Meter	-	13.00	-	-	29.00	-	-	18.67	19.13	-	-	-	-	-
Poplin(Dire Dawa)105cm. Meter	6.83	6.00	6.00	6.17	-	7.00	-	6.00	6.33	6.00	-	-	-	6.00
Poplin(Komb./Arba Minch)150cm. Meter	10.67	-	10.00	-	17.50	-	13.00	11.00	12.43	11.83	11.83	-	12.00	11.89
Nylon(Mojo). Meter	17.33	5.83	7.00	7.50	7.00	-	-	10.00	9.11	-	-	-	-	-
Polyster(Arba Minch/Awasa). Meter	20.17	13.67	-	13.00	-	-	-	-	15.61	-	-	-	-	-
Jersi. Meter	14.33	15.33	10.17	13.00	-	10.67	-	14.67	13.03	-	-	-	-	-
Cotton. Kg	5.67	6.00	6.25	6.00	-	8.00	6.00	8.33	6.61	-	-	-	-	-
Hisufi. Meter	23.67	20.00	-	23.33	-	-	-	-	22.63	-	-	-	-	-
Kefay. Meter	-	-	-	-	29.00	-	-	-	29.00	-	-	-	-	-

## COST OF TAILORING

Woolen Suit (Men). No	166.67	-	-	275.00	180.00	250.00	260.00	250.00	226.36	-	-	-	-	-
Khaki Suit (Men). No	60.00	-	35.00	40.00	39.33	-	40.00	51.67	44.59	-	-	-	85.00	85.00
Khaki Suit (Boys). No	31.00	-	25.00	19.33	30.00	-	35.00	31.67	28.29	-	-	-	32.50	32.50
Tateron Suit (Men). No	45.00	16.00	25.00	40.00	37.67	-	30.00	61.67	36.80	45.00	-	-	-	45.00
Tateron Suit (Boys). No	22.00	16.00	25.00	19.33	29.33	-	20.00	36.67	24.25	35.00	-	-	-	35.00

## READY-MADE / FOR ADULTS

'Netela'. No	69.00	51.67	30.00	34.33	27.67	22.50	21.67	-	36.69	-	-	30.00	-	30.00
--------------	-------	-------	-------	-------	-------	-------	-------	---	-------	---	---	-------	---	-------

Table 1 : Average Retail Price of Goods and Services by Region and Selected Market Places - Group 1 Market Places (Cont'd)

August 2006  
Nehase 1998

ITEM	UNIT	R E G I O N   A N D   M A R K E T   P L A C E S													
		T I G R A Y								TIGRAY AVERAGE	A F A R				AFAR AVERAGE
		Enda- silase	Enda- baguna	Adwa	Axum	Adigrat	Wukiro	Mai- chew	Mekelle		Ayisaeta	Dubti	Melka Werers	Awash Sebat killo	
P R I C E   I N   B I R R															
'Gabi'.....	No	-	95.00	120.00	60.00	-	48.33	66.67	48.33	70.31	50.00	-	65.00	87.50	68.00
Shirts Long Sleeved (Local).....	No	37.67	51.67	-	-	38.25	-	41.67	45.00	43.30	-	-	-	-	-
Shirts Short Sleeved (Local).....	No	25.33	41.67	-	-	-	-	-	-	33.50	-	-	-	-	-
Shirts Long Sleeved (Imported)....	No	55.00	45.00	-	-	-	-	43.33	51.67	48.75	51.67	60.00	41.67	55.00	52.08
Shirts Short Sleeved (Imported)....	No	35.33	37.67	41.67	-	-	-	-	51.67	41.58	43.33	46.67	36.67	51.67	44.58
Socks (Cotton) Imported.....	Pair	-	4.00	5.00	6.67	4.83	6.50	-	-	5.40	5.33	4.67	5.00	7.33	5.58
Sweater (Local) Men.....	No	51.00	51.67	-	-	-	-	-	-	51.33	-	-	-	-	-
Sweater (Local) Women.....	No	36.00	51.67	48.33	-	40.00	-	-	80.00	48.00	-	-	-	-	-
Shash (Imported).....	No	10.00	-	7.00	7.17	11.67	-	8.67	-	8.90	18.67	7.50	-	10.00	13.50
Singlets (Local) White.....	No	-	11.33	-	13.00	13.50	-	-	11.67	12.15	11.00	-	-	-	11.00
Jeans Trouser.....	No	110.00	93.33	83.33	-	91.67	-	-	88.33	93.33	76.67	76.67	71.67	85.00	77.50
Woolen Suit.....	No	-	-	-	-	-	-	-	850.00	850.00	-	-	-	-	-
'Kemisna Netela'.....	No	416.67	133.33	156.67	240.00	180.00	131.67	165.00	153.33	198.48	-	-	-	-	-
Sweater-Men (Imported).....	No	140.00	51.67	-	80.00	95.00	107.50	-	113.33	97.50	-	-	-	95.00	95.00
Sweater-Women (Imported).....	No	70.00	60.00	-	-	50.00	-	-	-	60.00	70.00	-	-	-	70.00
Nylon Dress.....	No	47.67	-	-	-	-	-	-	-	47.67	-	-	-	-	-
Tetron Trouser.....	No	51.67	-	-	-	-	-	-	-	51.67	-	-	-	-	-
Leather Jacket.....	No	-	-	-	396.67	465.00	430.00	-	-	426.25	-	-	-	-	-
Under Wear China.....	No	12.67	10.67	10.00	12.00	14.33	13.00	14.67	11.67	12.38	14.00	12.50	-	-	13.25
Deriya .....	NO	-	-	11.83	-	-	-	-	-	11.83	9.44	-	-	-	9.44
Polyester Suit.....	No	-	-	-	-	-	-	-	-	-	-	-	-	-	-
Khaki Short .....	No	8.83	-	-	-	-	-	-	-	7.00	-	-	-	-	-
T-Shirts .....	No	23.00	21.67	-	22.33	-	24.33	57.50	50.00	29.27	33.33	25.00	26.67	48.33	33.33
Jogging Suit(sport tuta) .....	No	97.67	53.33	61.67	55.00	55.00	65.00	42.00	-	61.20	90.00	-	-	105.00	97.50
Khaki Jacket .....	No	106.67	82.50	83.33	87.50	190.00	100.00	106.67	-	111.11	-	-	-	105.00	105.00
Geldem .....	No	-	13.33	16.17	-	-	-	28.67	32.50	21.77	31.67	29.33	23.67	-	28.22

Table 1 : Average Retail Price of Goods and Services by Region and Selected Market Places - Group 1 Market Places (Cont'd)

August 2006  
Nehase 1998

ITEM	UNIT	R E G I O N   A N D   M A R K E T   P L A C E S												
		T I G R A Y								TIGRAY AVERAGE	A F A R			AFAR AVERAGE
		Enda- silase	Enda- baguna	Adwa	Axum	Adigrat	Wukiro	Mai- chew	Mekelle		Ayisaeta	Dubti	Melka Werers	
P R I C E   I N   B I R R														
<b>READY-MADE / FOR CHILDREN</b>														
Sweater (Local) for Boys..... No	27.67	-	-	12.00	-	-	-	-	19.83	-	-	-	-	-
Socks (Imported) Cotton..... Pair	4.67	2.00	-	3.00	-	2.67	-	3.33	3.13	-	3.00	2.67	3.00	2.88
Jeans Trouser..... No	-	55.00	83.33	-	-	-	-	-	69.17	-	55.00	-	60.00	57.50
Shirt Long Sleeved(Imported)Boys. No	31.00	-	35.00	-	-	25.00	31.67	24.50	30.15	-	35.00	-	26.00	29.00
Sweater (England) for Girls..... No	30.00	45.00	-	-	-	-	-	-	37.50	-	-	-	-	-
Short for Boys..... No	9.33	-	-	-	-	-	-	4.50	7.40	-	-	-	-	-
Kemise(for children) ..... No	67.67	56.67	48.33	44.33	50.00	56.00	36.33	-	51.33	38.33	38.33	43.33	57.50	43.18
<b>FOOTWEAR (MEN AND WOMEN)</b>														
Anbessa Leather Shoes Men(Local)Pair	110.00	100.00	-	71.67	105.00	-	90.00	-	95.42	-	57.50	61.67	-	60.00
Leather Shoes Men (Croft)..... Pair	140.00	83.33	110.00	126.67	100.00	-	147.50	-	116.18	-	140.00	-	85.00	107.00
Walking Shoes(imp.) Non-Leather Pair	98.33	88.33	-	110.00	-	-	-	200.00	108.89	-	117.50	-	116.67	117.00
Canvas Shoes (Local) Men..... Pair	-	28.33	22.00	-	-	21.67	-	26.00	24.20	-	-	-	-	-
Canvas Shoes (China) Men..... Pair	-	-	24.67	24.00	29.33	-	-	29.67	26.92	-	-	-	22.33	22.33
Plastic Shoes (Local) Women.... Pair	7.67	7.00	7.00	6.00	6.67	6.00	6.00	6.00	6.54	9.33	9.33	8.00	6.00	8.17
Slippers Sponge Adult (China).. Pair	6.50	-	7.67	6.33	6.17	6.00	7.00	7.00	6.67	8.00	9.83	-	6.33	8.06
Boots for Men Plastic (Local).. Pair	43.67	-	-	39.00	-	44.00	-	41.67	42.20	-	-	-	-	-
Sendel Plastic Shoes (Imp.).... Pair	-	6.17	-	17.67	-	18.00	-	-	13.44	22.50	19.50	15.67	17.33	18.30
Cost of Mending Shoes sole(Men).Pair	17.50	-	27.00	28.33	22.67	23.33	-	30.00	25.24	-	-	-	18.50	18.50

Table 1 : Average Retail Price of Goods and Services by Region and Selected Market Places - Group 1 Market Places (Cont'd)

August 2006  
Nehase 1998

ITEM	UNIT	R E G I O N   A N D   M A R K E T   P L A C E S												AFAR AVERAGE
		T I G R A Y								A F A R				
		Enda- silase	Enda- baguna	Adwa	Axum	Adigrat	Wukiro	Maye- chew	Mekelle	TIGRAY AVERAGE	Ayisaeta	Dubti	Melka Werer	
P R I C E   I N   B I R R														
<b>CONSTRUCTION MATERIALS, WATER, AND FUEL AND POWER</b>														
<b>CONSTRUCTION MATERIALS</b>														
Cement/Bag/(Local).....	50Kg	98.00	-	85.00	85.00	-	-	67.50	115.00	94.29	-	-	-	-
Lime.....	Kg	1.83	1.67	1.50	1.83	1.50	1.00	1.50	1.00	1.48	-	1.52	-	1.52
Nail (7cm - 12cm).....	Kg	11.33	12.00	14.00	-	12.33	-	11.00	10.00	11.78	10.00	9.00	10.00	9.90
Nail With Cape.....	Kg	13.83	14.50	18.33	17.67	18.67	16.00	15.00	14.00	16.07	19.00	18.00	15.33	14.67
Corrugated Iron Sheet (.2mm).....	No	53.33	44.00	35.00	59.00	-	45.67	-	59.00	49.33	34.00	48.00	41.00	46.00
Wood for House Construction('Atana')..	No	25.67	20.67	17.33	12.00	29.33	12.00	9.67	23.33	18.75	-	-	11.00	12.00
Wall Paints-Super (Fluid) Normal.....	4Kg	53.00	-	53.00	65.14	-	54.00	55.00	58.67	56.61	59.00	55.00	-	55.50
Wall Paints-Super (Fluid) Plastic.....	4Kg	92.00	-	92.00	102.67	-	90.00	-	95.00	94.64	-	90.00	-	88.50
Coarse Aggregate Gravel.....	Meter Cube	-	-	27.78	-	24.00	-	-	-	26.84	-	-	-	-
Hollow Concrete Block(20x20x40 cm Cube)No	3.00	-	-	3.50	4.00	3.50	3.00	-	4.22	3.48	-	-	-	4.00
Bricks (25cm x 12cm x 6cm).....	No	-	-	-	-	.50	-	-	-	.50	-	-	-	-
Floor Board 4m Length.....	No	62.67	36.50	77.67	-	110.00	-	-	-	67.11	120.00	35.00	-	77.50
Iron Pipe 6mt. (1/2 inch Wide) Local..	No	54.67	60.00	70.00	-	-	52.33	45.00	-	57.82	67.00	55.00	-	61.00
Chipwood (125cm x 250cm x 8mm).....	No	116.67	-	90.00	-	110.00	-	-	-	104.29	-	115.00	-	115.00
Sand.....	Meter Cube	-	-	77.78	108.23	100.00	37.83	-	71.11	79.63	-	-	-	-
Gutter N° 32.....	Meter	-	-	21.00	41.00	-	-	-	39.33	33.78	-	-	-	-
Window Glass (50cm x 50cm x 3mm).....	No	25.00	-	-	18.00	21.67	22.50	20.00	16.67	21.00	-	-	-	-
Water Tanker (1meter cube).....	No	-	-	-	-	-	-	-	-	-	-	-	-	-
Stone for House Construction..	Meter Cube	-	-	42.22	47.97	58.00	47.92	-	81.48	57.02	-	-	-	36.39
Mega Paints.....	4Kg	52.67	-	53.00	-	-	-	55.00	59.00	54.10	-	55.00	57.00	58.00
Tseday Paints.....	4Kg	52.67	-	-	-	-	-	-	-	52.67	-	55.00	-	55.00
"Yewellel Nitaf"(Tile).....	No	-	-	-	-	2.50	-	-	1.65	2.08	-	-	-	-
<b>WATER</b>														
Water.....	Meter Cube	6.25	8.33	-	6.67	13.33	9.08	3.33	5.50	7.56	7.33	7.33	10.83	8.00

Table 1 : Average Retail Price of Goods and Services by Region and Selected Market Places - Group 1 Market Places (Cont'd)

August 2006  
Nehase 1998

ITEM	UNIT	R E G I O N   A N D   M A R K E T   P L A C E S													
		T I G R A Y								TIGRAY AVERAGE	A F A R				AFAR AVERAGE
		Enda- silase	Enda- baguna	Adwa	Axum	Adigrat	Mukiro	Waye- chew	Mekelle		Ayisaeta	Dubti	Melka Werer	Awash Sebat killo	

P R I C E   I N   B I R R

## FUEL AND POWER

Fire Wood.....	Meter Cube	314.83	-	337.64	47.44	-	360.08	-	-	265.00	62.59	4.73	138.89	40.52	46.88
Charcoal.....	Kg	1.11	1.71	.86	1.34	2.78	1.77	1.34	1.98	1.61	.72	2.03	1.43	1.19	1.34
Dung Cake.....	Kg	-	-	-	-	-	-	-	-	-	-	-	-	-	-
Kerosine.....	Lt	3.56	-	3.52	3.53	-	3.50	3.38	3.42	3.50	4.00	5.25	4.00	3.37	4.09
Diesel.....	Lt	4.80	-	4.85	4.86	-	4.77	4.71	4.75	4.80	4.00	5.75	5.00	4.70	4.94
Electric.....	K.Watt	.27	.27	-	.27	.27	.27	.27	-	.27	.29	.29	.29	.29	.29
Matches.....	Box	.25	-	.25	.25	.25	.25	.20	.25	.24	.25	.25	.25	.25	.25
Candles.....	No	1.00	1.00	1.00	1.00	1.00	1.00	.80	1.00	.98	1.00	1.00	.97	1.00	.99
Buthane Gas (Shell).....	12.5 Kg	-	-	-	-	-	-	-	107.00	107.00	-	-	-	-	-
Eveready Drycell.....	No	1.96	1.92	1.75	1.75	1.75	1.75	1.75	1.75	1.80	2.00	2.00	1.83	1.83	1.92

## FURNITURE, FURNISHING, HOUSEHOLD EQUIPMENT AND OPERATION

## CHAIRS, TABLES, ETC.

Table Wanza (Machine made) Varnished..	No	346.67	400.00	156.67	430.00	-	165.00	-	1016.67	436.25	110.00	375.00	300.00	340.00	286.25
Table Wanza (Hand made) Not Varnished..	No	-	-	58.33	31.00	45.00	26.67	-	39.82	-	-	-	-	-	-
Chairs Wanza (Machine Made) Varnished..	No	66.67	77.50	71.67	125.00	72.50	77.50	76.67	81.94	86.67	87.50	95.00	71.67	82.78	
Chairs Wanza (Hand Made) Varnished....	No	66.67	55.00	-	-	-	-	-	62.00	-	-	-	-	-	
Cupboard Wanza (2 doors) Varnished....	No	1216.67	1200.00	1166.67	1230.00	1116.67	1200.00	1166.67	1400.00	1213.81	1133.33	925.00	950.00	1016.67	1027.78
Double Bed Wanza (120cm) Varnished....	No	860.00	400.00	850.00	850.00	950.00	900.00	883.33	1300.00	894.55	800.00	825.00	700.00	-	791.67
Sofas (Complete).....	No	1550.00	1350.00	1483.33	4833.33	-	5000.00	4066.67	-	3031.25	-	-	-	-	-
Book Shelves Wanza (3 Shelves) no Door	No	376.67	-	155.00	575.00	-	600.00	-	633.33	449.62	416.67	375.00	-	265.00	361.43
Chest of Drawer .....	No	200.00	-	-	270.00	-	700.00	-	1200.00	717.50	616.67	500.00	-	-	570.00

## FURNISHINGS &amp; REPAIRS

## Bed Sheet (Non-Patterned Bahir Dar)

1.90m x 2.50m.....	Pair	46.67	41.33	46.33	-	-	-	58.33	59.00	49.71	-	-	39.33	-	39.33
--------------------	------	-------	-------	-------	---	---	---	-------	-------	-------	---	---	-------	---	-------

Table 1 : Average Retail Price of Goods and Services by Region and Selected Market Places - Group 1 Market Places (Cont'd)

August 2006  
Nehase 1998

ITEM	UNIT	R E G I O N   A N D   M A R K E T   P L A C E S												AFAR AVERAGE	
		T I G R A Y									A F A R				
		Enda- silase	Enda- baguna	Adwa	Axum	Adigrat	Wukiro	Maye- chew	Mekelle	TIGRAY AVERAGE	Ayisaeta	Dubti	Melka Werer		Awash Sebat killo
P R I C E   I N   B I R R															
Bed Sheet(Patterned Kombolcha) 1.90m x 2.50m.....	Pair	70.00	37.67	56.67	-	-	69.33	75.00	-	61.73	65.00	-	-	-	65.00
Bed Cover(Patterned Kombolcha).....	No	-	57.50	24.67	-	-	-	-	-	37.80	-	-	-	-	-
Blanket Woolen(Debre B.)160cm x 220cm.	No	106.67	-	81.33	87.33	77.67	81.67	78.33	82.50	85.20	-	-	-	-	-
Mattress-Sponge (A.A Foam) 120cm.....	No	340.00	-	255.00	283.33	260.00	263.33	-	326.67	288.06	350.00	-	-	242.50	278.33
Towel-Local (Kombolcha).....	No	15.00	-	9.00	9.00	-	10.00	-	7.00	10.46	-	6.00	-	-	6.00
<b>EARTHEN WARE</b>															
Water Pot.....	No	-	8.67	6.33	4.00	-	6.83	11.00	4.33	6.62	-	-	-	19.00	19.00
'Jebena' Medium Size.....	No	2.17	2.83	2.00	2.00	3.33	3.33	3.50	3.33	2.81	5.00	5.00	4.00	3.67	4.42
'Mitad' (Griddle of Clay).....	No	6.83	8.67	8.00	9.67	10.67	9.67	15.00	11.67	10.02	29.00	23.33	17.00	13.33	20.20
Local Stove '(Lakech)'	No	13.67	-	10.00	15.00	-	-	12.00	-	12.67	15.67	13.33	7.00	11.67	11.92
Cup for Coffee (China).....	No	1.58	1.50	1.50	1.42	1.67	1.50	1.50	1.25	1.49	1.25	1.42	1.25	1.00	1.23
Plate Clay (imported).....	No	5.33	-	-	8.00	4.50	4.25	-	-	5.64	5.00	5.00	4.00	4.83	4.71
<b>STRAW, BAMBOO AND OTHERS</b>															
'Sefed'.....	No	13.67	10.67	8.33	11.33	11.67	21.67	12.67	13.00	12.88	6.50	12.33	13.00	11.50	10.75
Sack 100Kg Capacity.....	No	-	-	3.00	-	-	-	-	-	3.00	-	-	-	5.00	5.00
<b>METAL WARE</b>															
Cooking Pan Medium (Local).....	No	58.33	27.33	60.67	34.33	22.67	15.83	16.00	15.67	32.02	25.33	22.67	29.33	17.33	23.67
Tray (Nickel) Medium N° 45 Local.....	No	6.50	16.00	14.67	-	-	-	-	-	12.39	-	15.33	-	15.67	15.50
Electric 'Mitad' Aluminium.....	No	-	-	400.00	445.00	385.00	370.00	-	355.00	394.00	-	-	-	-	-
Gas Stove (Kerosine) China.....	No	-	-	35.00	36.67	39.33	37.00	40.67	38.33	37.83	40.00	38.33	40.00	35.00	37.86
Refrigerator.....	No	3633.33	-	-	3000.00	2250.00	-	-	-	3230.00	-	-	-	-	-

Table 1 : Average Retail Price of Goods and Services by Region and Selected Market Places - Group 1 Market Places (Cont'd)

August 2006  
Nehase 1998

ITEM	UNIT	R E G I O N   A N D   M A R K E T   P L A C E S													
		T I G R A Y									TIGRAY AVERAGE	A F A R			AFAR AVERAGE
		Enda- silase	Enda- baguna	Adwa	Axum	Adigrat	Mukiro	Mayer- chew	Mekelle	Ayisaeta		Dubti	Melka Werer	Awash Sebat killo	
P R I C E   I N   B I R R															
<b>PLASTIC WARE (LOCAL MADE)</b>															
Jerrycan (20 Litres).....	No	21.00	19.67	17.00	-	18.67	13.33	23.67	-	18.89	-	-	-	-	-
Bucket (20 Litres).....	No	18.00	15.00	16.33	16.33	19.33	16.00	18.67	16.33	17.00	17.67	15.67	14.33	16.67	16.08
<b>GLASS WARE</b>															
Glass for Tea (Duralux).....	No	2.17	-	2.00	-	3.25	3.67	-	3.50	2.92	4.00	3.42	-	-	3.71
<b>OTHER HOUSEHOLD EQUIPMENT</b>															
Kerosine Lamp.....	No	15.00	22.00	22.33	23.00	19.67	20.00	23.00	15.00	20.00	25.00	27.00	21.67	27.50	25.09
'Kuraz' Small Local Kerosine Lamp.....	No	1.67	1.50	1.25	1.00	1.17	1.00	1.00	1.17	1.22	-	-	-	-	-
Flash Light.....	No	-	7.00	8.00	7.50	7.00	7.50	7.00	6.83	7.26	7.00	7.00	6.67	6.33	6.75
Electric Bulb Philips(40/60 Watt).....	No	2.00	2.00	2.50	2.00	2.50	2.50	2.00	2.00	2.19	2.50	2.17	2.33	2.00	2.25
<b>HOUSEHOLD OPERATION</b>															
Hard Soap (Local).....	200gm	2.47	1.00	3.00	-	1.81	1.79	1.82	-	1.98	2.00	2.00	1.73	1.78	1.88
Hard Soap (Imported).....	200gm	-	2.43	5.00	-	2.40	2.50	2.00	2.40	2.79	2.40	2.40	2.40	2.40	2.40
Detergent (Omo).....	50gm	1.94	1.67	1.25	.75	1.00	1.41	.75	-	1.25	.50	.50	.50	.50	.50
Incense.....	Kg	15.28	9.33	14.67	30.00	23.67	26.00	28.00	24.00	21.17	24.00	23.75	22.67	10.44	19.89
Sandal Wood.....	No	.25	.25	.25	.25	.25	.25	.25	.25	.25	.25	.25	.25	-	.25
Toilet Paper (Mamko).....	Roll	3.00	3.00	3.50	3.00	3.25	3.00	3.00	3.00	3.09	3.00	3.17	3.00	3.00	3.04
<b>DRY CLEANING</b>															
Dry Cleaning (Suit Men).....	No	17.00	-	16.30	23.00	20.00	17.00	-	19.00	18.88	-	-	-	-	-

Table 1 : Average Retail Price of Goods and Services by Region and Selected Market Places - Group 1 Market Places (Cont'd)

August 2006  
Nehase 1998

R E G I O N   A N D   M A R K E T   P L A C E S															
ITEM	UNIT	T I G R A Y								TIGRAY AVERAGE	A F A R			AFAR AVERAGE	
		Enda- silase	Enda- baguna	Adwa	Axum	Adigrat	Wukiro	Maye- chew	Mekelle		Ayisaeta	Dubti	Melka Werer		Awash Sebat killo
P R I C E   I N   B I R R															
<b>DOMESTIC SERVICE</b>															
Maid Servant.....	Month	58.33	50.00	36.67	51.67	70.00	45.00	33.33	76.67	52.71	76.67	76.67	50.00	96.67	75.00
Unskilled Service (Daily Laborer)....	Day	8.67	12.00	10.00	10.67	10.00	10.00	12.67	14.33	11.04	10.00	10.00	10.00	12.00	10.50
Salary for Guard .....	Month	-	-	-	-	-	70.00	-	-	70.00	-	-	-	-	-
<b>MEDICAL CARE</b>															
Ampicillin(250 mg) Local.....	56 Caps	21.47	22.40	16.80	12.13	14.93	-	16.80	14.93	17.07	16.80	-	-	17.17	17.02
Dichlorophine(500 mg) Local.....	6 Pills	-	-	-	-	-	-	-	-	-	-	-	-	-	-
Tetracycline(250mg) Local.....	56 Caps	12.13	14.00	8.40	9.33	8.40	8.40	11.20	9.33	10.15	11.20	11.20	9.33	11.20	10.69
Penicillin Injection(4 Mu. Local). Bottle		4.00	4.00	3.50	3.33	4.83	3.90	-	3.33	3.86	3.75	3.17	4.33	4.00	3.82
Chloramphenicol(250mg) Local.....	56 Caps	21.47	22.40	14.00	12.60	12.04	8.40	-	14.93	16.24	13.07	16.80	11.20	15.87	14.84
Dipron(500mg) Local.....	20 Pills	-	-	-	-	-	-	-	-	-	-	-	-	-	-
Cough Syrup (Berantine) Local.....	125cc	10.00	8.00	8.00	-	8.08	-	11.00	7.33	8.74	9.33	9.33	-	-	9.33
Bactrim(480mg) Local.....	30 Pills	8.50	-	12.00	5.25	6.40	-	-	5.00	7.59	6.00	9.00	7.50	6.00	7.33
Vermox(100mg) Local.....	12 Pills	3.80	-	-	-	1.50	-	-	2.80	2.85	3.00	3.00	2.00	-	2.83
Mezel(250mg) Local.....	30 Caps	6.50	6.00	7.50	5.10	4.60	4.00	6.00	5.50	5.65	6.00	6.00	5.00	5.75	5.69
Asprin (300 mg) Local.....	20 Pills	2.33	4.00	2.00	1.33	1.80	1.00	1.67	1.39	2.01	3.33	3.50	2.00	2.00	2.64
<b>OTHER MEDICAL EXPENSES</b>															
Doctor's Fee (Government).....	per visit	5.00	1.00	2.00	3.00	3.00	1.50	2.00	1.00	2.00	1.00	3.00	1.00	2.00	1.75
Doctor's Fee (Private).....	per visit	8.75	-	10.00	13.33	15.00	10.00	15.00	15.00	12.66	10.00	10.00	-	10.00	10.00
Injection (Service Charge).....	Once	-	-	2.00	1.00	1.00	-	-	1.00	1.33	-	-	-	1.00	1.00
Laboratory Test Fee (Private).....	Once	5.00	-	5.00	6.33	7.00	5.00	10.00	5.33	6.00	5.00	5.00	5.00	5.00	5.00
Bed Charge (gov.).....	per day	7.50	-	8.00	10.00	5.00	8.00	10.00	10.00	8.25	-	5.00	-	-	5.00

Table 1 : Average Retail Price of Goods and Services by Region and Selected Market Places - Group 1 Market Places (Cont'd)

August 2006  
Nehase 1998

ITEM	UNIT	R E G I O N   A N D   M A R K E T   P L A C E S													
		T I G R A Y								TIGRAY AVERAGE	A F A R			AFAR AVERAGE	
		Enda- silase	Enda- baguna	Adwa	Axum	Adigrat	Wukiro	Maye- chew	Mekelle		Ayisaeta	Dubti	Melka Werer		Awash Sebat killo
P R I C E   I N   B I R R															
<b>TRANSPORT AND COMMUNICATION</b>															
<b>TRANSPORT</b>															
Benzene.....	Lt	6.68	-	6.64	6.65	-	6.56	6.50	6.54	6.61	-	7.00	-	6.49	6.69
Motor Oil (Mobil).....	Lt	20.00	-	21.00	20.00	20.03	-	-	20.13	20.23	24.00	19.50	-	20.21	20.80
Car Washing and Greasing.....	No	-	-	-	30.00	30.00	-	-	28.33	29.17	-	-	-	-	-
Bus Fare (per km).....	Tarif	-	-	.10	.12	.12	.11	.17	.10	.12	.08	.07	.10	.10	.08
Bus Fare (within Town) .....	Trip	-	-	-	-	-	-	-	-	-	-	-	-	-	-
Taxi Fare .....	Trip	-	-	1.00	1.00	-	1.00	-	.70	.93	-	-	-	-	-
Air Plane (To Addis Ababa) .....	Trip	766.00	-	-	663.90	-	-	-	588.00	672.63	-	-	-	-	-
Animal Transport fare.....	Trip	-	-	-	-	-	-	-	-	-	-	-	-	-	-
Cart Fare.....	Trip	1.00	-	-	2.33	1.00	1.00	-	1.00	1.29	1.00	1.00	-	1.00	1.00
Train Fare .....	Trip	-	-	-	-	-	-	-	-	-	-	-	-	-	-
Service Charge (Motor oil change)...	Once	-	-	-	-	-	-	-	-	-	30.00	-	-	27.50	28.33
<b>COMMUNICATION</b>															
Telephone Charge (with town).....	Period	.20	-	-	.20	.20	.20	-	.20	.20	-	-	.40	.25	.33
Telephone Charge to Addis Ababa.....	Period	1.40	4.15	1.68	1.20	1.40	4.20	1.40	4.15	2.33	-	1.40	1.40	1.40	1.40
Telephone Line Installation Charge..	Once	283.00	-	315.00	355.75	347.00	-	355.75	283.30	323.30	275.75	283.30	-	283.30	280.78
<b>ENTERTAINMENT AND EDUCATION</b>															
<b>EQUIPMENT AND ACCESSORIES</b>															
T.V. Set Philips 21 inch(Colored).....	No	3716.67	-	2750.00	2900.00	2700.00	-	-	2700.00	2983.33	1800.00	-	-	1550.00	1612.50
Cassette Recorded Original(Local Music)No		9.33	-	10.00	10.67	9.00	10.00	10.00	9.00	9.71	10.00	10.00	10.00	9.00	9.75
Radio Set Philips 3 Band.....	No	106.67	-	140.00	145.00	180.00	-	-	160.00	140.91	-	146.67	-	-	146.67
Tape Recorder National (2 Speaker)....	No	363.33	-	145.00	-	-	-	170.00	245.00	242.78	360.00	240.00	216.67	435.00	302.22
Expense for Photograph(Passport size)4Pho		-	4.00	4.00	4.00	-	4.00	3.00	4.00	3.83	4.00	4.00	5.00	4.00	4.18

Table 1 : Average Retail Price of Goods and Services by Region and Selected Market Places - Group 1 Market Places (Cont'd)

August 2006  
Nehase 1998

ITEM	UNIT	R E G I O N   A N D   M A R K E T   P L A C E S													
		T I G R A Y								TIGRAY AVERAGE	A F A R			AFAR AVERAGE	
		Enda- silase	Enda- baguna	Adwa	Axum	Adigrat	Wukiro	Maye- chew	Mekelle		Ayisaeta	Dubti	Melka Werer		Awash Sebat killo
P R I C E   I N   B I R R															
Newspaper (Addis Zemen)..... No	-	-	-	-	-	-	-	-	2.00	2.00	-	-	-	-	-
Theater Entrance Fee ..... Once	-	-	-	-	-	-	-	-	-	-	-	-	-	-	-
<b>EDUCATION</b>															
Exercise Book (50 Leaves) Local..... No	2.50	2.00	3.00	-	1.83	2.00	2.00	-	2.22	2.25	-	2.50	2.33	2.36	
Pencil (China)..... No	.25	.25	.25	.20	.25	.25	.25	.25	.24	.30	.27	.25	.25	.27	
Ball Point-Bic England..... No	1.50	1.20	1.25	1.25	1.25	1.15	1.25	1.25	1.26	1.50	1.42	1.42	1.50	1.44	
Day School Fee-Public(Grade 7 & 8)..Month	-	-	-	-	-	-	-	-	-	-	-	-	-	-	
Day School Fee-Private(Grade 9-12)..Month	-	-	-	-	-	-	-	-	-	-	-	-	-	-	
Night School Fee-Government(Gr.9-12)Month	-	-	-	-	-	-	-	-	-	-	-	-	40.00	40.00	
School Uniform Fee ..... No	47.67	-	-	-	-	-	-	-	47.67	-	-	-	-	-	
Night School Fee-Private(Grade9-12)..Month	-	-	-	-	-	-	-	-	-	-	-	-	-	-	
<b>PERSONAL CARE AND EFFECTS</b>															
<b>PERSONAL CARE</b>															
Lux Toilet Soap..... 90gm	-	2.40	2.40	2.25	2.25	2.70	2.25	2.25	2.36	2.25	2.25	2.25	2.25	2.25	
Blade-TOPAZ..... No	.25	.25	.50	.30	.40	.30	.25	.25	.31	.40	.25	.25	.47	.34	
Hair Dressing (Traditional)..... No	4.33	3.67	5.00	2.67	-	7.00	3.00	4.00	4.10	2.00	1.83	2.00	5.00	2.71	
Hair Dressing (Modern)..... No	11.67	8.00	10.00	8.67	8.00	3.33	8.00	7.00	8.08	-	-	10.00	10.00	10.00	
Barbery (Mens Hair Cut)..... No	3.00	3.00	3.00	4.67	4.00	3.00	3.00	4.00	3.46	4.00	3.67	3.00	4.00	3.64	
Paraffin Hair Oil..... 330cc	8.00	8.80	8.00	8.00	8.00	8.00	7.50	8.00	8.04	8.80	8.00	8.00	7.50	8.08	
Zenith Hair Oil..... 330cc	7.33	8.80	-	-	8.00	-	7.50	8.00	7.93	8.62	8.00	8.00	7.17	7.95	
Shaving Machine (medium) ..... No	-	-	-	-	26.00	-	-	-	26.00	-	-	-	-	-	
Perfume ..... CC	24.67	18.67	-	-	24.33	20.00	21.00	-	21.86	15.33	19.67	28.67	-	21.22	
<b>PERSONAL EFFECTS</b>															
Umbrella-Men Medium (Local)..... No	14.50	14.00	14.00	17.00	26.00	16.00	28.00	-	18.03	25.00	16.33	25.00	-	21.29	

Table 1 : Average Retail Price of Goods and Services by Region and Selected Market Places - Group 1 Market Places (Cont'd)

August 2006  
Nehase 1998

REGION AND MARKET PLACES															
ITEM	UNIT	T I G R A Y								TIGRAY AVERAGE	A F A R			AFAR AVERAGE	
		Enda- silase	Enda- baguna	Adwa	Axum	Adigrat	Wukiro	Maye- chew	Mekelle		Ayisaeta	Dubti	Melka Werer		Awash Sebat killo
PRICE IN BIRR															
Umbrella-Women Medium (Imported).....	No	19.00	14.00	17.33	15.67	29.33	15.33	20.00	27.33	19.75	20.00	19.00	18.33	22.67	20.00
Hand Bag (Imported Synthetic).....	No	59.33	-	46.67	-	-	-	-	-	53.00	-	-	-	-	-
Belt (Local) Machine Made.....	No	19.67	11.33	10.33	-	16.67	-	-	35.00	17.43	-	14.67	7.33	-	11.00
Belt (Local) Hand Made.....	No	7.33	-	-	-	-	-	-	-	7.33	-	-	-	-	-
<b>JEWELLERY</b>															
Seiko-21 Jewels Automatic (Men).....	No	-	-	-	-	-	-	-	410.00	410.00	-	-	-	-	-
Seiko-21 Jewels Automatic (Women).....	No	-	-	-	-	-	-	-	-	-	-	-	-	-	-
Earrings (4gm 18 carat Local).....	Pair	633.33	-	-	-	570.00	-	-	680.00	635.00	-	-	-	540.00	540.00
Neck Laces (6gm 21 carat Imported)....	No	1110.00	-	-	-	1005.00	1200.00	-	1140.00	1116.00	-	-	-	1110.00	1110.00
Rings (4gm 18 carat Local).....	No	633.33	-	-	-	570.00	-	-	680.00	635.00	-	-	-	540.00	540.00
Bracelet 20gm (18 carat Local).....	No	3153.33	-	-	-	2850.00	-	-	3400.00	3170.00	-	-	-	2700.00	2700.00
<b>LIVESTOCK AND DRAUGHT ANIMALS</b>															
<b>LIVESTOCK</b>															
Sheep (10-15Kg).....	No	363.33	-	245.00	185.00	268.33	193.67	-	183.33	239.78	-	-	125.00	175.00	150.00
Goat (10-15Kg).....	No	260.00	193.33	181.67	160.00	243.33	161.67	81.67	163.33	180.63	113.33	-	111.67	191.67	138.89
Heifer (2-4 Years).....	No	950.00	866.67	650.00	900.00	686.67	916.67	575.00	1010.00	830.00	-	-	-	-	-
Cow (4 Years and Above).....	No	1583.33	1266.67	1033.33	933.33	806.67	661.67	716.67	1316.67	1039.79	860.00	-	1126.67	-	1020.00
Bull (2-4 Years).....	No	1083.33	950.00	1133.33	1016.67	846.67	866.00	785.00	1150.00	987.30	580.00	-	990.00	-	887.50
Ox (4 Years and Above).....	No	2616.67	1566.67	1350.00	1266.67	1316.67	730.00	1300.00	2266.67	1551.67	1300.00	-	1306.67	-	1305.00
Hen (Indigenous).....	No	16.33	16.33	17.67	18.33	27.00	15.00	8.50	19.00	17.27	18.67	20.33	12.33	13.33	16.17
Cock (Indigenous).....	No	22.00	17.00	21.67	24.67	28.33	20.67	12.33	23.67	21.29	20.00	22.67	18.33	16.67	19.36
<b>DRAUGHT ANIMALS</b>															
Donkey.....	No	376.67	416.67	276.67	310.00	353.33	375.00	290.00	433.33	356.74	-	-	-	-	-
Horse.....	No	-	-	866.67	-	-	985.00	-	1450.00	1067.14	-	-	-	-	-

Table 1 : Average Retail Price of Goods and Services by Region and Selected Market Places - Group 1 Market Places (Cont'd)

August 2006  
Nehase 1998

ITEM	UNIT	R E G I O N   A N D   M A R K E T   P L A C E S													
		T I G R A Y								TIGRAY AVERAGE	A F A R				AFAR AVERAGE
		Enda- silase	Enda- baguna	Adwa	Axum	Adigrat	Wukiro	Maye- chew	Mekelle		Ayisaeta	Dubti	Melka Werer	Awash Sebat killo	
P R I C E   I N   B I R R															
Mule.....	No	-	-	-	-	-	1385.00	-	1900.00	1642.50	-	-	-	-	-
<b>FARM EQUIPMENT (INDUSTRIAL PRODUCT)</b>															
Sickel.....	No	5.83	13.67	7.50	11.00	8.67	7.17	11.50	8.00	9.07	10.00	10.00	8.00	10.00	9.33
Pick Axe ('Doma').....	No	16.33	-	10.00	-	29.33	14.33	15.00	22.00	17.83	-	-	-	20.00	20.00
'Gejera'.....	No	-	14.00	-	-	53.00	-	-	-	27.00	35.00	-	20.00	25.00	24.17
<b>FARM EQUIPMENT (HAND MADE)</b>															
'Mofer'.....	No	-	-	10.00	24.00	43.00	-	-	48.33	29.00	-	-	-	-	-
'Kember'.....	No	-	-	18.67	47.50	-	-	-	58.33	40.75	-	-	-	-	-
'Digr'.....	No	-	-	-	3.00	2.50	-	-	-	2.88	-	-	-	-	-
Plough.....	No	34.00	30.00	30.00	44.33	27.67	25.33	24.67	35.00	31.43	15.00	-	-	-	15.00
Sickel.....	No	3.00	14.00	7.50	4.17	5.00	5.00	3.00	-	6.00	3.75	-	-	-	3.75
'Wegel'.....	No	-	4.25	4.67	5.83	5.00	4.67	5.00	4.83	4.92	-	-	-	-	-
'Erfe'.....	No	2.67	-	5.00	11.00	6.00	-	-	7.33	6.46	-	-	-	-	-
<b>MISCELLANEOUS GOODS AND SERVICES</b>															
Coffin (Medium Quality).....	No	-	-	-	550.00	-	400.00	-	550.00	500.00	-	-	-	-	-
Charge for Money order.....	Once	-	-	4.50	-	-	-	-	-	4.50	2.60	2.65	-	2.60	2.62
Charge for Visa (for person).....	No	-	-	-	-	-	-	-	-	-	-	-	-	-	-

# **Group 2**

## **Market Places**

( Chuaith, Gondar, Esete, Debre Tabor, Kobo, Weldiya,  
Kombolcha, Dessie, Shewa Robit, Debre Birhan. )

Table 2 : Average Retail Price of Goods and Services by Region and Selected Market Places - Group 2 Market Places (Cont'd)

August 2006  
Nehase 1998

ITEM	UNIT	R E G I O N   A N D   M A R K E T   P L A C E S									
		A M H A R A									
		Chushit	Gondar	Esete	Debre-Tabor	Kobo	Weldiya	Kombolcha	Dessie	Shewa-Robit	Debre-Birhan
P R I C E   I N   B I R R											
<b>CEREALS UNMILLED</b>											
'Teff' White .....	Kg	3.55	3.87	3.02	3.52	3.57	4.07	4.40	3.76	4.04	4.13
'Teff' Mixed.....	Kg	3.05	3.63	2.72	3.30	3.37	3.81	4.04	3.50	3.97	3.91
'Teff' Black (Red).....	Kg	2.82	3.07	2.70	2.93	3.43	3.44	3.59	3.15	-	3.15
Wheat White.....	Kg	-	2.77	2.38	2.93	3.69	2.95	2.88	2.88	3.00	2.80
Wheat Mixed.....	Kg	-	-	-	-	-	3.15	-	2.50	2.94	2.85
Wheat Black.....	Kg	-	-	2.25	2.74	-	3.56	2.36	2.23	-	2.78
Barley White.....	Kg	-	2.57	-	-	-	2.46	2.56	3.02	3.29	2.58
Barley Mixed.....	Kg	2.51	-	-	2.42	3.06	2.01	2.58	2.52	3.16	2.61
Barley Black.....	Kg	-	-	-	-	-	-	2.64	1.75	3.12	2.40
Barley for Beer.....	Kg	-	-	2.30	-	-	-	-	-	-	-
Maize.....	Kg	1.50	1.43	1.72	1.54	1.82	1.94	1.76	1.66	1.86	1.73
Durrah.....	Kg	2.12	1.57	2.67	1.48	2.91	2.70	2.24	2.71	-	1.95
Sorghum Yellow.....	Kg	-	-	-	-	-	2.15	2.89	1.98	2.60	2.39
Sorghum White.....	Kg	1.73	1.73	-	1.84	3.18	3.01	2.55	2.55	-	2.38
Sorghum Red.....	Kg	1.85	-	-	-	3.05	2.02	1.81	2.71	-	1.84
African Millet.....	Kg	2.05	1.83	2.66	2.15	-	-	-	-	-	-
Rice.....	Kg	-	6.00	-	6.00	5.33	6.00	5.50	4.92	5.08	5.00
Oats.....	Kg	-	3.00	-	-	-	-	2.34	2.59	-	-
Hulled Barley.....	Kg	-	4.00	3.92	-	-	3.05	-	-	3.13	4.01
<b>CEREALS MILLED</b>											
'Teff' White.....	Kg	-	-	-	-	-	-	-	-	-	-
'Teff' Mixed.....	Kg	-	-	-	-	-	-	-	-	-	-
'Teff' Black (Red).....	Kg	-	-	-	-	-	-	-	-	-	-
Wheat White.....	Kg	-	-	-	-	-	-	-	-	-	-
Wheat Mixed.....	Kg	-	-	-	-	-	-	-	-	-	-
Barley White.....	Kg	-	-	-	-	-	-	-	-	-	-

Table 2 : Average Retail Price of Goods and Services by Region and Selected Market Places - Group 2 Market Places (Cont'd)

August 2006  
Nehase 1998

ITEM	UNIT	R E G I O N   A N D   M A R K E T   P L A C E S									
		A M H A R A									
		Chuahit	Gondar	Esete	Debre-Tabor	Kobo	Weldiya	Kombolcha	Dessie	Shewa-Robit	Debre-Birhan
P R I C E   I N   B I R R											
Barley Mixed.....	Kg	-	-	-	-	-	-	-	-	-	-
Maize.....	Kg	-	-	-	-	-	-	-	-	-	-
Oats.....	Kg	-	6.50	-	6.00	-	6.00	-	-	-	-
Sorghum.....	Kg	-	-	-	-	-	-	-	-	-	-
Durrah.....	Kg	-	-	-	-	-	-	-	-	-	-
'Furno Duket' Locally Processed..	Kg	-	5.00	5.00	4.50	4.33	4.67	4.83	4.08	4.50	4.33
<b>PULSES UNMILLED</b>											
Horse Beans.....	Kg	-	4.83	3.03	3.72	3.97	3.38	4.23	3.81	2.85	3.49
Peas White.....	Kg	-	-	-	-	-	4.56	-	-	-	-
Peas Black.....	Kg	-	-	-	-	-	-	3.68	-	-	-
Peas Mixed.....	Kg	-	3.53	3.32	3.92	3.99	3.96	3.71	3.67	4.34	4.17
Soya Beans.....	Kg	-	-	-	-	-	-	-	-	-	-
Chick Peas.....	Kg	4.75	5.00	3.30	3.90	4.17	3.17	4.29	4.28	3.81	3.86
Lentils.....	Kg	-	5.67	4.59	4.98	5.00	4.14	4.60	4.51	5.69	4.70
Haricot Beans.....	Kg	-	-	-	-	-	2.40	2.06	2.52	-	-
Lima Beans.....	Kg	-	-	-	-	-	2.00	3.13	-	2.58	-
Vetch.....	Kg	2.03	-	2.46	2.09	2.70	2.43	2.69	2.69	2.61	-
Fenugreek.....	Kg	10.50	11.33	7.00	9.00	10.20	8.48	13.33	11.83	10.01	10.74
<b>PULSES MILLED OR SPLIT</b>											
Horse Beans Milled.....	Kg	-	-	-	-	-	-	-	6.58	8.67	6.00
Peas Milled.....	Kg	-	-	-	-	-	6.52	-	-	-	-
Chick Peas Milled.....	Kg	-	-	-	-	-	-	-	-	-	-
Mixed Pulses Milled.....	Kg	6.00	7.00	7.00	7.00	5.92	5.73	8.00	6.87	-	5.17
Vetch Milled.....	Kg	-	-	-	-	-	-	-	-	-	-
Peas Split.....	Kg	-	6.17	-	6.00	6.00	5.92	5.67	4.17	6.17	6.33
Peas Split(Roasted).....	Kg	5.00	-	6.00	-	-	-	-	-	-	5.28

Table Z : Average Retail Price of Goods and Services by Region and Selected Market Places - Group 2 Market Places (Cont'd)

August 2006  
Nehase 1998

		R E G I O N   A N D   M A R K E T   P L A C E S									
		A M H A R A									
ITEM	UNIT	Chuahit	Gondar	Esete	Debre-Tabor	Kobo	Weldiya	Kombolcha	Dessie	Shewa-Robit	Debre-Birhan
		P R I C E   I N   B I R R									
Horse Beans Split(Roasted).....	Kg	-	-	-	5.00	-	-	-	6.00	5.36	4.66
Lentils Split.....	Kg	7.57	7.67	7.00	7.00	7.00	7.67	6.83	6.33	8.17	7.33
Vetch Split(Roasted).....	Kg	-	-	-	-	-	-	-	4.00	4.55	-
Chick Peas Split(Roasted).....	Kg	-	-	-	-	-	-	-	6.75	-	-
Fenugreek Milled.....	Kg	12.00	16.00	-	12.00	-	11.92	14.67	9.33	-	-
<b>OIL SEEDS</b>											
Niger Seed.....	Kg	2.95	6.00	4.42	4.60	5.49	3.76	6.31	5.66	4.10	-
Linseed White.....	Kg	-	-	-	-	-	5.77	-	-	-	-
Linseed Black.....	Kg	2.43	5.33	4.35	4.01	5.67	4.94	6.23	3.87	4.45	4.30
Sesame Seed.....	Kg	-	-	-	-	6.19	3.70	7.51	6.56	6.23	-
Sunflower.....	Kg	3.01	4.00	-	-	-	3.76	4.29	3.85	3.26	4.06
Castor Beans.....	Kg	-	-	-	-	-	1.97	-	-	-	6.02
Rape Seed.....	Kg	2.44	2.67	3.41	2.04	2.59	4.70	3.00	3.34	2.51	5.83
Ground Nut Shelled.....	Kg	-	5.50	-	6.00	6.17	8.67	8.33	7.88	8.17	7.17
<b>PREPARED CEREAL PRODUCTS</b>											
Spaghetti (Local) Without Egg....	Kg	9.33	10.00	12.00	10.00	9.00	9.33	9.00	9.50	9.00	9.00
Pastini.....	Kg	-	9.00	-	10.00	8.00	9.83	8.00	9.17	8.00	8.17
Macaroni (Local) Without Egg....	Kg	6.00	6.00	6.50	6.00	6.00	6.00	5.67	5.50	5.92	6.00
'Fafa' Flour.....	kg	-	-	-	-	-	-	-	-	-	9.00
'Dube' Flour.....	kg	-	-	-	-	-	-	-	-	-	-
<b>BREAD AND OTHER PREPARED FOODS</b>											
'Enjera' ('Teff' Mixed).....	325gm	-	.92	1.39	.63	1.33	1.08	.76	1.06	1.11	1.18
'Dabo' (Traditional Ambasha)..	350gm	-	-	-	-	-	.98	.69	1.17	-	-
'Dabo' (Traditional Sheleto)..	350gm	1.02	.85	.40	.69	.61	.65	-	1.10	.81	.44

Table 2 : Average Retail Price of Goods and Services by Region and Selected Market Places - Group 2 Market Places (Cont'd)

August 2006  
Nehase 1998

ITEM	UNIT	R E G I O N   A N D   M A R K E T   P L A C E S									
		A   M   H   A   R   A									
		Chuahit	Gondar	Esete	Debre-Tabor	Kobo	Weldiya	Kombolcha	Dessie	Shewa-Robit	Debre-Birhan
P R I C E   I N   B I R R											
Bread Wheat (Bakery).....	350gm	-	1.58	1.46	1.20	1.25	1.25	1.35	1.57	.96	1.55
Biscuits .....	150gm	3.00	2.00	2.00	-	2.73	2.73	2.14	-	-	2.73
<b>MEAT</b>											
Beef .....	Kg	24.00	28.00	-	20.00	20.00	20.00	30.00	28.00	27.67	29.33
Camel Meat .....	Kg	-	-	-	-	-	-	-	-	-	-
<b>FISH AND FISH PRODUCTS</b>											
Fish Fresh.....	Kg	-	-	-	-	-	-	-	-	-	-
Sardines (Imported).....	125gm	-	9.33	-	-	-	7.67	-	8.00	-	5.24
<b>DIARY PRODUCTS AND EGG</b>											
Cow Milk (Unpasteurized).....	Lt	2.22	2.96	2.35	2.22	2.76	2.50	-	3.07	2.92	2.00
Cow Milk (pasteurized).....	Lt	-	-	-	-	-	-	-	-	-	-
Camel Milk.....	Lt	-	-	-	-	-	-	-	-	-	-
Goat Milk.....	Lt	-	-	-	-	-	-	-	-	-	-
Powdered Milk (Edget).....	450gm	-	-	-	-	-	29.25	27.38	29.25	-	-
Yoghurt (Traditional).....	Lt	-	3.31	2.35	4.36	-	6.18	-	3.00	-	2.70
Cheese Cottage.....	Kg	-	-	-	-	-	-	-	-	-	-
Egg (Traditional).....	Dozen	4.00	6.00	4.80	4.80	4.53	4.27	5.20	4.27	5.60	5.60
<b>OILS AND FATS</b>											
Butter Unrefined.....	Kg	18.62	26.33	26.00	21.67	42.75	27.33	29.33	33.33	36.00	31.00
Cooking Oil (Imported).....	Lt	-	11.22	11.89	12.22	13.17	11.92	12.67	10.78	13.17	10.78
Cooking Oil (Local).....	Lt	14.50	14.00	11.11	11.50	-	-	11.67	11.83	11.42	13.33

Table 2 : Average Retail Price of Goods and Services by Region and Selected Market Places / Group 2 Market Places (Cont'd)

August 2006  
Nehase 1998

ITEM	UNIT	R E G I O N   A N D   M A R K E T   P L A C E S									
		A M H A R A									
		Chushit	Gondar	Esete	Debre-Tabor	Kobo	Weldiya	Konbolcha	Dessie	Shewa-Robit	Debre-Birhan

P R I C E   I N   B I R R

VEGETABLES AND FRUITS  
VEGETABLES (FRESH)

Ethiopian Kale.....	Kg	.32	.69	.43	.45	-	2.20	1.39	1.63	1.08	.83
Cabbage.....	Kg	1.19	1.58	1.46	.88	1.15	-	.77	.65	1.27	1.26
Lettuce.....	Kg	-	1.69	-	.93	2.19	1.99	.86	2.35	-	1.02
Spinach.....	Kg	-	1.74	2.34	.70	-	3.08	.89	1.77	-	.80
Carrot.....	Kg	-	2.17	2.00	1.50	2.81	2.10	1.26	1.61	1.93	1.41
Tomatoes.....	Kg	3.76	3.67	4.00	2.33	4.78	4.00	1.56	2.56	2.37	4.17
Onions.....	Kg	3.50	2.50	3.00	3.00	3.09	3.33	3.67	1.71	1.47	2.93
Garlics.....	Kg	9.22	9.67	6.50	8.00	8.67	7.97	8.67	9.18	8.49	6.42
Leaks.....	Kg	-	-	-	-	-	-	-	-	-	-
Pepper Green.....	Kg	3.21	4.67	4.00	6.00	3.78	4.70	2.74	3.72	2.01	3.34
Pumpkin.....	Kg	-	-	-	-	-	.31	-	-	-	-
Green Peas.....	Kg	-	-	-	-	-	-	-	-	-	-
Beet Root.....	Kg	-	2.67	-	2.00	1.72	2.29	.64	1.38	1.07	1.43
Cauliflower.....	Kg	-	-	-	-	-	-	-	-	-	-

## FRUITS FRESH

Banana.....	Kg	-	4.00	1.90	4.00	1.87	3.50	3.50	3.50	2.19	3.00
Orange.....	Kg	-	5.00	-	-	2.02	4.00	4.83	4.00	2.17	4.17
Lemon.....	Kg	-	4.67	-	-	2.60	2.17	2.08	2.50	-	2.09
Tangerine.....	Kg	-	-	-	-	-	-	-	-	1.05	-
Papaya.....	Kg	-	3.17	-	1.90	-	2.00	2.75	4.00	1.54	-
Grapes.....	Kg	-	-	-	-	-	-	-	-	-	-
Avocado.....	Kg	-	4.67	-	5.00	-	3.50	5.00	3.00	-	4.00
Mango.....	Kg	-	4.67	3.00	4.00	-	4.67	4.83	4.83	-	-
Cactus.....	Kg	-	-	-	-	-	1.59	-	-	-	-

Table 2 : Average Retail Price of Goods and Services by Region and Selected Market Places - Group 2 Market Places (Cont'd)

August 2006  
Nehase 1998

ITEM	UNIT	R E G I O N   A N D   M A R K E T   P L A C E S									
		A   M   H   A   R   A									
		Chuahit	Gondar	Esete	Debre-Tabor	Kobo	Weldiya	Kombolcha	Dessie	Shewa-Robit	Debre-Birhan
P R I C E   I N   B I R R											
<b>SPICES</b>											
Pepper Whole.....	Kg	5.30	7.83	10.33	9.50	14.50	11.33	11.83	11.33	13.33	10.00
Black Pepper(Local).....	Kg	-	10.33	-	-	-	-	-	-	-	-
Long Pepper(Local).....	Kg	-	14.33	-	15.00	13.67	15.00	-	12.17	-	-
White Cumin(Bishop's Weed)Local..	Kg	4.67	7.00	5.50	6.00	8.41	8.00	11.33	10.33	10.17	22.22
Black Cumin(Local).....	Kg	9.09	10.00	12.83	15.00	19.26	11.83	15.00	14.00	18.50	22.22
Ginger Dry(Local).....	Kg	-	10.67	-	-	12.39	11.92	10.67	8.67	12.17	11.33
Ginger Wet(Local).....	Kg	2.50	3.00	3.00	3.50	3.33	3.00	2.67	2.67	3.00	3.56
Cloves(Imported).....	Kg	-	80.00	69.00	-	50.00	51.67	55.00	54.67	61.67	54.67
Cinnamon(Imported).....	Kg	-	28.33	18.00	-	22.00	22.33	23.33	15.83	20.33	18.67
Cardamon(Local).....	Kg	22.00	23.33	22.00	20.00	22.00	24.33	22.33	20.00	23.00	19.33
Tumeric Flour(Local).....	Kg	-	4.83	6.00	-	4.50	4.00	5.33	2.42	3.50	5.00
Chillies Whole.....	Kg	-	-	-	-	-	-	9.00	-	6.56	12.00
Basil Dry.....	Kg	-	5.17	6.00	7.00	6.33	12.72	21.67	-	8.17	7.67
<b>POTATOES, OTHER TUBERS AND STEMS</b>											
Potato.....	Kg	.82	1.50	1.27	.86	1.42	1.61	2.15	1.04	1.41	1.24
Sweet Potato.....	Kg	-	-	-	-	-	.80	1.27	1.18	1.15	-
'Kocho' (Unprocessed).....	Kg	-	-	-	-	-	-	-	-	-	-
'Bula'.....	Kg	-	-	-	-	-	-	12.00	11.33	-	-
<b>COFFEE, TEA, CHAT AND BUCK-THORN LEAVES</b>											
Tea Leaves(Local).....	100gm	2.25	2.00	2.00	2.25	2.00	2.25	2.10	2.00	-	2.00
Coffee Whole.....	Kg	-	-	-	-	-	-	-	-	-	-
Coffee Beans.....	Kg	20.00	22.67	20.00	21.67	20.00	20.11	20.67	23.00	21.33	19.67
Coffee Leaves.....	Kg	-	-	-	-	-	-	-	-	-	-
Buck Thorn Leaves.....	Kg	3.92	1.60	2.72	5.97	3.58	1.97	3.71	5.42	2.56	3.59

Table 2 : Average Retail Price of Goods and Services by Region and Selected Market Places - Group 2 Market Places (Cont'd)

August 2006  
Nehase 1998

ITEM	UNIT	R E G I O N   A N D   M A R K E T   P L A C E S									
		A M H A R A									
		Chuahit	Gondar	Eseie	Debre-Tabor	Kobo	Weldiya	Kombolcha	Dessie	Shewa-Robit	Debre-Birhan
P R I C E   I N   B I R R											
'Chat'.....	Kg	-	46.67	60.00	70.00	19.91	40.00	7.76	10.83	21.02	25.45
Malt-Barley.....	Kg	2.09	3.00	-	3.77	4.06	2.55	4.86	4.57	-	4.19
Malt-Wheat.....	Kg	-	-	-	-	5.00	8.90	3.90	5.73	-	4.88
<b>OTHER FOOD ITEMS</b>											
Salt.....	Kg	1.50	1.58	2.00	1.43	1.09	1.01	1.00	1.43	1.23	1.10
Sugar.....	Kg	8.50	8.17	8.50	8.67	8.67	10.00	7.92	8.17	7.75	8.00
Honey.....	Kg	-	15.33	15.00	11.33	33.33	20.67	25.00	19.00	25.00	19.33
Canned Tomato (Local).....	410gm	-	6.50	8.79	6.50	8.30	7.33	7.32	6.17	4.10	6.67
<b>FOOD TAKEN AWAY FROM HOME</b>											
Cup of Tea.....	No	.30	.50	.25	.50	.50	.50	.53	.67	.60	.57
Cup of Coffee.....	No	-	1.00	.50	1.00	1.00	1.00	1.00	1.00	1.25	1.00
Cup of Milk.....	No	-	1.25	.70	.80	1.00	1.00	1.00	1.00	1.25	1.42
'Key Wot Yebere'.....	One Meal	6.00	-	-	-	-	-	7.00	7.00	6.33	5.67
'Key Wot Yebeg/Yefyel'.....	One Meal	6.00	7.00	6.00	6.00	7.33	7.00	7.67	8.00	7.00	7.00
<b>COST OF MILLING</b>											
Cereals.....	100Kg	10.00	15.00	10.00	6.00	9.33	7.67	10.00	10.00	10.00	-
Pulses.....	100Kg	10.00	20.00	20.00	6.00	30.00	25.00	25.00	20.00	10.00	-
Pepper Whole.....	100Kg	50.00	50.00	50.00	-	53.33	50.00	50.00	50.00	-	-
<b>BEVERAGES - NON ALCOHOLIC</b>											
Ambo Mineral Water.....	500cc	2.50	2.50	2.50	-	2.50	2.50	2.53	2.00	2.50	2.00
Bure Mineral Water.....	500cc	-	2.42	-	2.00	-	-	-	-	-	2.00
Coca Cola/Fanta.....	300cc	-	2.50	2.50	3.00	2.50	3.00	2.50	3.00	2.50	2.00

Table 2 : Average Retail Price of Goods and Services by Region and Selected Market Places - Group 2 Market Places (Cont'd)

August 2006  
Nehase 1998

		R E G I O N   A N D   M A R K E T   P L A C E S									
ITEM	UNIT	A M H A R A									
		Chuahit	Gondar	Esete	Debre-Tabor	Kobo	Weldiya	Kombolcha	Dessie	Shewa-Robit	Debre-Birhan
		P R I C E   I N   B I R R									
Pepsi Cola/Mirinda.....	300cc	2.50	2.50	2.50	3.00	2.50	3.00	2.50	2.50	2.50	2.00
<b>BEVERAGES - ALCOHOLIC</b>											
Anaki (Local).....	900cc	26.00	33.33	30.00	19.00	18.54	30.00	18.17	18.00	19.33	17.17
Cognac (Local).....	900cc	-	-	-	-	-	-	-	-	-	17.17
Brandy (Local).....	900cc	-	-	-	-	-	-	-	-	-	17.00
Gin (Local).....	900cc	26.00	33.33	30.00	19.00	18.54	25.00	18.17	18.00	20.00	17.17
Saris Wine (Normal).....	750cc	-	17.67	-	15.00	-	17.33	-	15.03	7.33	7.00
'Katikalla'.....	Lt	8.89	7.78	7.78	8.89	9.63	12.04	7.67	9.26	8.17	7.67
Beer (Bedele).....	330cc	-	3.50	4.00	3.50	-	-	-	4.00	4.00	4.00
Beer (Harar).....	330cc	-	3.50	-	-	3.50	3.50	3.55	3.50	3.83	4.00
Beer (Meta Abo).....	330cc	-	3.50	4.00	3.50	3.50	3.50	-	3.50	4.00	4.00
'Tella'.....	Lt	.58	.71	.71	.67	.59	.60	1.15	1.19	.74	1.39
'Tej' (Mead).....	Lt	3.89	4.81	6.67	4.44	2.92	2.44	-	3.96	2.47	3.33
<b>CIGARETTES AND TOBACCO</b>											
<b>CIGARETTES</b>											
Nyala.....	Packet	4.00	4.00	4.00	4.00	3.00	4.00	4.00	3.17	4.00	4.00
Gissila.....	Packet	-	-	-	-	-	-	-	-	-	-
Rothmans.....	Packet	10.00	10.00	10.00	10.00	8.50	10.00	10.00	8.17	10.00	10.00
<b>TOBACCO</b>											
'Gaya'.....	Kg	-	-	-	-	17.36	16.11	-	10.00	18.89	-
<b>CLOTHING AND FOOT WEAR</b>											

Table 2 : Average Retail Price of Goods and Services by Region and Selected Market Places - Group 2 Market Places (Cont'd)

August 2006  
Nehase 1998

ITEM	UNIT	R E G I O N A N D M A R K E T P L A C E S									
		A R K H A R A									
		Chuahit	Gondar	Esete	Debre-Tabor	Kobo	Weldiya	Kombolcha	Dessie	Shewa-Robit	Debre-Birhan
P R I C E I N B I R R											
<b>CLOTHING</b>											
Abujedid(Akaki/Bahir Dar)91cm.	Meter	-	-	-	-	-	-	5.00	-	8.17	
Abujedid(Komb./Arba Min.)150cm	Meter	-	-	8.67	8.00	9.00	8.00	7.00	8.00	7.83	4.00
Khaki(S-10,000 Twil)110cm.....	Meter	-	-	-	-	-	15.67	-	-	-	-
Khaki(Akaki)91cm.....	Meter	-	-	-	-	-	-	-	-	-	-
Wool-England 100%.....	Meter	-	-	-	-	-	-	200.00	-	-	-
Tetron(Arba Minch).....	Meter	-	-	-	-	-	-	-	-	-	-
Poplin(Dire Dawa)105cm.....	Meter	-	-	-	-	-	7.83	-	6.00	8.17	11.67
Poplin(Komb./Arba Minch)150cm.	Meter	-	-	12.00	12.00	-	11.00	11.50	10.67	12.00	5.83
Nylon(Mojo).....	Meter	-	-	8.83	10.00	9.00	6.67	8.00	10.00	7.67	-
Polyster(Arba Minch/Awasa)....	Meter	-	-	-	-	-	-	-	-	-	-
Jersi.....	Meter	-	-	-	-	-	-	-	-	-	-
Cotton.....	Kg	4.17	-	5.33	8.00	5.90	5.92	5.83	6.00	4.67	5.83
Hisufi .....	Meter	-	-	-	-	-	-	-	-	-	-
Kefay .....	Meter	-	-	-	-	-	-	20.33	-	-	-
<b>COST OF TAILORING</b>											
Woolen Suit (Men).....	No	-	216.67	-	-	-	-	260.00	266.67	280.00	-
Khaki Suit (Men).....	No	-	51.67	-	-	15.05	26.67	75.00	43.33	83.33	46.67
Khaki Suit (Boys).....	No	-	23.33	-	-	25.00	19.33	36.67	28.33	35.00	26.67
Tateron Suit (Men) .....	No	-	50.00	30.67	-	30.00	-	71.67	45.00	81.67	50.00
Tateron Suit (Boys) .....	No	-	25.00	15.67	-	25.00	-	36.00	26.67	35.00	26.67
<b>READY-MADE / FOR ADULTS</b>											
'Netela'.....	No	22.67	24.00	22.00	26.33	22.00	30.33	25.33	28.33	-	40.67
'Gabi'.....	No	50.33	41.67	50.67	53.33	50.33	60.67	57.33	53.33	-	84.33

Table 2 : Average Retail Price of Goods and Services by Region and Selected Market Places - Group 2 Market Places (Cont'd)

August 2006  
Nehase 1998

ITEM	UNIT	R E G I O N   A N D   M A R K E T   P L A C E S									
		A M H A R A									
		Chuahit	Gondar	Esete	Debre-Tabor	Kobo	Weldiya	Kombolcha	Dessie	Shewa-Robit	Debre-Birhan
P R I C E   I N   B I R R											
Shirts Long Sleeved (Local).....	No	-	-	-	-	-	-	-	-	30.33	-
Shirts Short Sleeved (Local).....	No	-	-	-	-	-	-	-	-	38.33	-
Shirts Long Sleeved (Imported)...	No	-	68.33	44.33	48.33	43.33	60.00	50.00	61.67	48.33	56.67
Shirts Short Sleeved (Imported)..	No	-	51.67	37.67	41.67	43.33	40.00	50.33	37.67	56.67	51.67
Socks (Cotton) Imported.....	Pair	4.00	4.67	5.00	8.17	4.67	5.67	3.17	6.67	4.67	5.00
Sweater (Local) Men.....	No	-	-	-	-	38.33	-	-	-	-	-
Sweater (Local) Women.....	No	-	-	-	-	30.00	-	-	-	46.67	-
Shash (Imported).....	No	11.00	10.33	9.67	7.17	8.00	12.67	14.17	14.00	9.00	8.33
Singlets (Local) White.....	No	11.00	16.33	16.67	-	10.00	-	-	10.33	-	14.50
Jeans Trouser.....	No	-	86.67	78.33	108.33	70.00	125.00	75.00	76.67	88.33	85.00
Woolen Suit.....	No	-	680.00	-	-	-	-	-	-	-	-
'Kemisna Netela'.....	No	-	156.67	81.67	123.33	83.33	95.00	130.00	175.00	-	153.33
Sweater-Men (Imported).....	No	-	116.67	120.00	73.33	80.00	87.67	75.00	108.33	-	100.00
Sweater-Women (Imported).....	No	-	75.00	-	66.67	67.50	60.00	54.33	71.67	-	-
Nylon Dress.....	No	-	-	27.67	-	-	-	-	-	-	-
Tetron Trouser.....	No	-	-	-	-	-	-	-	-	-	-
Leather Jacket.....	No	-	583.33	455.00	650.00	-	423.33	-	333.33	-	475.00
Under Wear China.....	No	11.33	10.33	11.00	13.33	13.67	13.33	10.67	15.33	18.00	9.33
Deriya .....	No	-	-	-	-	-	14.44	-	12.50	11.22	-
Polyester Suit.....	No	-	233.33	-	-	-	-	-	-	-	-
Khaki Short .....	No	-	-	-	-	-	-	-	-	-	-
T-Shirts .....	No	-	30.00	20.67	21.67	23.33	37.67	30.00	45.00	26.33	35.00
Jogging Suit(sport tuta) .....	No	-	103.33	79.33	90.00	71.67	88.33	113.33	101.67	74.33	77.50
Khaki Jacket .....	No	-	123.33	-	105.00	-	-	123.33	130.00	-	-
Geldem .....	No	-	-	-	-	-	38.33	-	50.00	33.67	-

Table 2 : Average Retail Price of Goods and Services by Region and Selected Market Places - Group 2 Market Places (Cont'd)

August 2006  
Nehase 1998

ITEM	UNIT	R E G I O N   A N D   M A R K E T   P L A C E S									
		A M H A R A									
		Chuahit	Gondar	Esete	Debre-Tabor	Kobo	Weldiya	Kombolcha	Dessie	Shewa-Robit	Debre-Birhan
P R I C E   I N   B I R R											
<b>READY-MADE / FOR CHILDREN</b>											
Sweater (Local) for Boys.....	No	-	-	-	-	-	-	-	-	-	-
Socks (Imported) Cotton.....	Pair	-	4.00	3.17	4.83	2.67	4.67	2.00	4.00	2.83	3.00
Jeans Trouser.....	No	-	-	-	33.33	-	-	39.00	-	-	-
Shirt Long Sleeved(Imported)Boys.	No	-	-	-	21.67	-	-	18.33	35.00	25.00	24.33
Sweater (England) for Girls.....	No	-	-	-	-	-	-	-	37.67	-	37.50
Short for Boys.....	No	-	-	-	-	-	-	-	-	-	-
Kemise(for children) .....	No	-	68.33	47.33	46.67	31.67	56.67	18.00	70.00	38.33	55.00
<b>FOOTWEAR (MEN AND WOMEN)</b>											
Anbessa Leather Shoes Men(Local)Pair	55.00	153.33	85.00	113.33	76.67	105.00	115.00	151.67	85.00	88.33	
Leather Shoes Men (Croft).....	Pair	-	123.33	128.33	156.67	91.67	151.67	125.00	100.00	150.00	136.67
Walking Shoes(imp.) Non-Leather	Pair	-	120.00	67.67	61.67	96.67	76.67	95.00	33.33	125.00	85.00
Canvas Shoes (Local) Men.....	Pair	-	-	22.00	45.67	-	-	-	-	-	30.00
Canvas Shoes (China) Men.....	Pair	30.00	27.33	-	29.00	30.00	26.00	-	32.33	-	-
Plastic Shoes (Local) Women....	Pair	5.33	5.83	6.00	6.00	6.25	7.00	6.00	6.00	6.83	6.00
Slippers Sponge Adult (China)..	Pair	-	6.33	7.00	7.00	6.67	7.00	7.00	7.00	6.83	-
Boots for Men Plastic (Local)..	Pair	36.50	-	50.00	43.67	-	-	34.00	32.33	-	46.67
Sendel Plastic Shoes (Imp.)....	Pair	-	11.00	-	9.00	-	10.33	12.33	15.33	12.33	12.67
Cost of Mending Shoes sole(Men).Pair	-	-	33.33	-	17.50	-	24.00	24.33	20.67	30.00	25.00

Table 2 : Average Retail Price of Goods and Services by Region and Selected Market Places - Group 2 Market Places (Cont'd)

August 2006  
Nehase 1998

		R E G I O N   A N D   M A R K E T   P L A C E S									
ITEM	UNIT	A   M   H   A   R   A									
		Chuahit	Gondar	Esete	Debre-Tabor	Kobo	Weldiya	Kombolcha	Dessie	Shewa-Robit	Debre-Birhan
		P R I C E   I N   B I R R									
<b>CONSTRUCTION MATERIALS, WATER, AND FUEL AND POWER</b>											
<b>CONSTRUCTION MATERIALS</b>											
Cement/Bag/(Local).....	50Kg	-	-	-	-	-	108.33	116.67	117.50	122.33	105.67
Lime.....	Kg	-	-	-	-	-	-	-	-	.60	.69
Nail (7cm - 12cm).....	Kg	10.00	10.00	10.00	8.83	9.83	-	10.00	8.00	9.33	8.67
Nail With Cape.....	Kg	-	14.00	-	15.00	14.33	-	13.33	12.65	14.50	12.33
Corrugated Iron Sheet (.2mm).....	No	44.00	-	41.00	44.67	40.67	43.17	46.67	39.17	42.00	-
Wood for House Construction('Atana')..	No	-	-	12.67	14.33	-	7.33	7.33	8.33	18.00	-
Wall Paints-Super (Fluid) Normal.....	4Kg	-	54.33	-	-	50.00	55.00	53.33	53.00	57.00	53.33
Wall Paints-Super (Fluid) Plastic....	4Kg	-	90.00	-	-	-	89.33	85.00	92.67	95.33	82.00
Coarse Aggregate Gravel.....	Meter Cube	-	142.85	-	-	-	-	65.00	139.00	-	-
Hollow Concrete Block(20x20x40 cm Cube)No	-	-	3.92	-	-	-	5.00	-	6.00	5.50	-
Bricks (25cm x 12cm x 6cm).....	No	-	-	-	-	-	-	-	-	-	-
Floor Board 4m Length.....	No	-	-	-	70.00	-	61.67	34.33	64.00	-	-
Iron Pipe 6mt. (1/2 inch Wide) Local..	No	-	93.00	-	82.50	-	51.33	50.33	65.00	56.00	-
Chipwood (125cm x 250cm x 8mm).....	No	-	-	-	95.00	-	123.33	-	100.00	111.00	-
Sand.....	Meter Cube	-	83.30	-	-	-	52.38	-	62.00	-	-
Gutter N# 32.....	Meter	-	41.50	-	-	-	-	36.67	-	-	-
Window Glass (50cm x 50cm x 3mm).....	No	-	-	-	-	-	18.00	13.92	16.00	-	-
Water Tanker (1meter cube).....	No	-	-	-	-	-	-	-	1125.00	-	-
Stone for House Construction..	Meter Cube	-	59.33	-	20.00	-	50.00	-	65.33	-	-
Mega Paints.....	4Kg	-	54.33	-	53.67	-	53.33	-	50.00	-	-
Tseday Paints.....	4Kg	-	-	-	-	-	-	-	-	-	-
"Yewellel Nitaf"(Tile).....	No	-	-	-	-	-	-	-	6.80	-	-
<b>WATER</b>											
Water.....	Meter Cube	-	10.83	7.71	6.59	10.00	4.75	10.00	11.20	-	7.05

Table 2 : Average Retail Price of Goods and Services by Region and Selected Market Places - Group 2 Market Places (Cont'd)

August 2006  
Nehase 1998

REGION AND MARKET PLACES											
ITEM	UNIT	A M H A R A									
		Chuahit	Gondar	Esete	Debre-Tabor	Kobo	Weldiya	Kombolcha	Dessie	Shewa-Robit	Debre-Birhan
PRICE IN BIRR											
<b>FUEL AND POWER</b>											
Fire Wood.....	Meter Cube	152.00	91.96	43.23	142.50	35.01	22.55	174.26	129.08	79.85	-
Charcoal.....	Kg	-	1.73	.98	1.57	2.12	1.88	1.82	1.59	.74	2.03
Dung Cake.....	Kg	.26	-	.38	.40	-	-	.36	-	-	.48
Kerosine.....	Lt	4.25	3.53	3.53	3.46	3.35	3.33	3.31	3.32	3.37	3.40
Diesel.....	Lt	4.25	4.86	4.86	4.79	4.68	4.66	4.64	4.65	4.20	4.73
Electric.....	K.Watt	.27	.27	-	.27	.27	-	.27	.27	.27	.27
Matches.....	Box	.25	.25	.25	.25	.25	.23	.22	.20	.20	.20
Candles.....	No	1.00	1.00	1.00	1.00	.56	.75	1.00	.67	.75	.75
Buthane Gas (Shell).....	12.5 Kg	-	-	-	-	-	-	-	104.17	-	-
Eveready Drycell.....	No	1.83	1.75	1.75	1.75	1.67	1.83	1.75	1.75	1.67	1.75
<b>FURNITURE, FURNISHING, HOUSEHOLD EQUIPMENT AND OPERATION</b>											
<b>CHAIRS, TABLES, ETC.</b>											
Table Wanza (Machine made) Varnished..	No	-	375.00	-	313.33	-	216.67	180.00	616.67	775.00	450.00
Table Wanza (Hand made) Not Varnished.	No	-	-	-	-	-	166.67	-	-	-	-
Chairs Wanza (Machine Made) Varnished.	No	-	116.67	-	133.33	-	91.67	80.00	60.00	92.50	150.00
Chairs Wanza (Hand Made) Varnished....	No	-	-	-	61.67	-	-	-	-	-	-
Cupboard Wanza (2 doors) Varnished....	No	-	1166.67	-	1066.67	-	1266.67	-	1066.67	1650.00	1350.00
Double Bed Wanza (120cm) Varnished....	No	-	616.67	-	583.33	775.00	783.33	783.33	750.00	825.00	1253.33
Sofas (Complete).....	No	-	2266.67	-	2166.67	2800.00	1350.00	1890.00	3183.33	2750.00	2500.00
Book Shelves Wanza (3 Shelves) no Door	No	-	366.67	-	416.67	-	750.00	396.67	433.33	-	470.00
Chest of Drawer .....	No	-	483.33	-	-	-	1230.00	616.67	500.00	-	312.50
<b>FURNISHINGS &amp; REPAIRS</b>											
Bed Sheet (Non-Patterned Bahir Dar)											
1.90m x 2.50m.....	Pair	-	51.67	50.67	-	46.50	64.00	73.33	45.33	-	64.33

Table 2 : Average Retail Price of Goods and Services by Region and Selected Market Places - Group 2 Market Places (Cont'd)

August 2006  
Nehase 1998

ITEM	UNIT	R E G I O N   A N D   M A R K E T   P L A C E S									
		A M H A R A									
		Chuahit	Gondar	Esete	Debre-Tabor	Kobo	Weldiya	Kombolcha	Dessie	Shewa-Robit	Debre-Birhan
P R I C E   I N   B I R R											
Bed Sheet(Patterned Kombolcha)											
1.90m x 2.50m.....	Pair	-	81.67	-	117.50	-	87.67	106.67	69.67	110.00	106.67
Bed Cover(Patterned Kombolcha).....	No	-	-	35.33	75.00	-	-	-	34.33	-	-
Blanket Woolen(Debre B.)160cm x 220cm.	No	-	150.00	90.00	-	89.00	87.67	91.00	79.67	-	85.00
Mattress-Sponge (A.A Foam) 120cm.....	No	-	293.33	-	253.33	270.00	296.67	325.00	330.00	345.00	266.75
Towel-Local (Kombolcha).....	No	-	14.67	14.33	-	-	-	14.00	8.17	18.00	-
<b>EARTHEN WARE</b>											
Water Pot.....	No	-	-	4.17	8.17	10.50	7.83	-	-	7.50	7.17
'Jebena' Medium Size.....	No	-	2.00	5.00	3.00	3.00	4.83	4.17	3.83	3.17	1.42
'Mitad' (Griddle of Clay).....	No	10.00	14.67	11.33	14.33	10.00	12.33	24.67	23.33	18.00	15.33
Local Stove '(Lakech)'	No	-	6.67	-	10.67	7.50	7.83	14.33	13.00	8.33	7.33
Cup for Coffee (China).....	No	1.25	1.00	1.25	1.10	1.08	2.00	1.25	1.67	1.25	1.00
Plate Clay (imported).....	No	-	5.00	4.50	4.00	3.83	4.17	3.33	3.83	4.17	3.00
<b>STRAW, BAMBOO AND OTHERS</b>											
'Sefed'.....	No	6.00	3.83	5.00	7.33	10.00	5.33	10.33	5.67	8.33	11.67
Sack 100Kg Capacity.....	No	-	-	-	-	2.50	-	3.00	-	-	-
<b>METAL WARE</b>											
Cooking Pan Medium (Local).....	No	24.33	15.33	16.33	25.33	23.67	22.67	20.33	21.67	24.00	18.67
Tray (Nickel) Medium N# 45 Local.....	No	-	-	-	-	-	-	-	-	-	-
Electric 'Mitad' Aluminium.....	No	-	-	-	-	-	-	-	416.67	-	-
Gas Stove (Kerosine) China.....	No	-	35.00	38.67	-	36.00	37.33	36.33	34.67	35.33	34.67
Refrigerator.....	No	-	2233.33	-	-	-	-	-	2766.67	-	-

Table 2 : Average Retail Price of Goods and Services by Region and Selected Market Places - Group 2 Market Places (Cont'd)

August 2006  
Nehase 1998

ITEM	UNIT	R E G I O N   A N D   M A R K E T   P L A C E S									
		A   M   H   A   R   A									
		Chuahit	Gondar	Esete	Debre-Tabor	Kobo	Weldiya	Kombolcha	Dessie	Shewa-Robit	Debre-Birhan
		P R I C E   I N   B I R R									
<b>PLASTIC WARE (LOCAL MADE)</b>											
Jerrycan (20 Litres).....	No	19.33	22.83	26.33	20.50	-	19.00	-	-	21.00	21.67
Bucket (20 Litres).....	No	15.00	17.50	16.67	15.33	14.33	16.67	17.33	17.00	16.33	15.00
<b>GLASS WARE</b>											
Glass for Tea (Duralax).....	No	-	4.00	3.00	4.00	3.67	3.50	3.25	3.00	3.50	3.00
<b>OTHER HOUSEHOLD EQUIPMENT</b>											
Kerosine Lamp.....	No	16.00	22.67	16.83	20.00	14.37	23.33	15.00	15.67	23.00	17.33
'Kuraz' Small Local Kerosine Lamp.....	No	1.50	1.00	1.00	1.00	1.00	1.10	-	-	2.50	-
Flash Light.....	No	7.00	7.00	6.83	7.17	6.67	7.17	7.00	7.17	7.83	6.83
Electric Bulb Philips(40/60 Watt).....	No	2.00	2.50	2.00	2.00	2.00	2.00	2.00	2.00	2.00	2.00
<b>HOUSEHOLD OPERATION</b>											
Hard Soap (Local).....	200gm	1.80	2.63	1.82	2.00	2.00	2.00	1.77	2.00	2.13	-
Hard Soap (Imported).....	200gm	2.40	2.61	2.40	2.61	2.40	2.40	2.37	2.40	3.00	2.40
Detergent (Omo).....	50gm	.50	1.67	.75	1.67	.89	.54	.50	.85	.75	.51
Incense.....	Kg	7.00	24.00	25.00	7.33	6.00	19.67	23.00	19.33	7.83	6.25
Sandal Wood.....	No	.25	.25	.25	.30	.22	.25	.23	.27	.25	-
Toilet Paper (Mamko).....	Roll	3.00	3.00	3.00	3.00	3.00	3.00	3.00	3.00	3.00	3.00
<b>DRY CLEANING</b>											
Dry Cleaning (Suit Men).....	No	-	15.33	-	-	-	15.00	16.00	16.33	-	16.00

Table 2 : Average Retail Price of Goods and Services by Region and Selected Market Places - Group 2 Market Places (Cont'd)

August 2006  
Nehase 1998

ITEM	UNIT	R E G I O N   A N D   M A R K E T   P L A C E S									
		A   M   H   A   R   A									
		Chuahit	Gondar	Esete	Debre-Tabor	Kobo	Weldiya	Kombolcha	Dessie	Shewa-Robit	Debre-Birhan
P R I C E   I N   B I R R											
<b>DOMESTIC SERVICE</b>											
Maid Servant.....	Month	16.67	33.33	20.00	28.33	30.00	45.00	56.67	50.00	31.67	46.67
Unskilled Service (Daily Laborer)....	Day	8.67	7.00	10.00	10.67	8.00	10.00	8.33	6.33	12.33	7.00
Salary for Guard .....	Month	-	36.67	-	-	-	-	-	83.33	-	-
<b>MEDICAL CARE</b>											
Ampicillin(250 mg) Local.....	56 Caps	11.58	14.93	18.20	-	17.47	16.80	12.27	7.00	14.00	18.20
Dichlorophine(500 mg) Local.....	6 Pills	-	-	-	-	-	-	-	-	-	-
Tetracycline(250mg) Local.....	56 Caps	8.67	11.13	11.20	-	12.50	8.40	8.45	8.80	8.40	9.80
Penicillin Injection(4 Mu. Local). Bottle		3.85	4.17	4.25	-	3.83	3.67	3.25	3.67	3.83	3.38
Chloramphenicol(250mg) Local.....	56 Caps	-	14.10	-	-	14.00	14.00	-	10.40	8.40	9.80
Dipron(500mg) Local.....	20 Pills	-	-	-	-	3.39	-	-	-	-	-
Cough Syrup (Berantine) Local.....	125cc	-	8.00	-	-	9.00	9.67	6.33	6.67	8.50	-
Bactrim(480mg) Local.....	30 Pills	-	6.00	10.50	-	7.00	-	4.25	4.00	6.00	5.25
Vermox(100mg) Local.....	12 Pills	2.48	4.17	3.80	-	-	-	-	-	3.00	-
Mezel(250mg) Local.....	30 Caps	10.50	4.50	5.25	-	6.17	6.00	4.50	4.50	4.50	-
Asprin (300 mg) Local.....	20 Pills	2.80	2.00	4.00	-	2.00	2.00	1.07	2.17	2.00	1.25
<b>OTHER MEDICAL EXPENSES</b>											
Doctor's Fee (Government).....	per visit	-	3.50	3.00	2.00	1.00	2.00	1.00	1.50	1.00	1.50
Doctor's Fee (Private).....	per visit	-	10.00	-	3.00	10.00	18.33	-	20.00	6.67	10.00
Injection (Service Charge).....	Once	-	1.00	-	1.00	1.00	1.00	-	1.33	.67	1.00
Labratory Test Fee (Private).....	Once	-	10.00	-	-	5.00	5.00	-	5.00	4.33	5.00
Bed Charge (gov.).....	per day	-	10.00	4.00	3.00	-	6.00	2.00	2.50	6.00	2.50

Table 2 : Average Retail Price of Goods and Services by Region and Selected Market Places - Group 2 Market Places (Cont'd)

August 2006  
Nehase 1998

ITEM	UNIT	R E G I O N      A N D      M A R K E T      P L A C E S									
		A   M   H   A   R   A									
		Chuahit	Gondar	Esete	Debre-Tabor	Kobo	Weldiya	Kombolcha	Dessie	Shewa-Robit	Debre-Birhan
P R I C E   I N   B I R R											
<b>TRANSPORT AND COMMUNICATION</b>											
<b>TRANSPORT</b>											
Benzene.....	Lt	-	6.65	6.65	6.58	-	6.45	6.43	6.44	6.49	6.53
Motor Oil (Mobil).....	Lt	-	24.28	-	26.75	20.10	20.30	20.20	-	-	19.80
Car Washing and Greasing.....	No	-	20.00	-	-	-	37.50	30.00	25.00	-	-
Bus Fare (per km).....	Tarif	-	.10	-	.14	-	.12	.13	.14	.15	.11
Bus Fare (within Town) .....	Trip	-	1.25	-	-	-	-	-	-	-	-
Taxi Fare .....	Trip	-	.60	-	-	-	.50	.65	.65	1.00	.83
Air Plane (To Addis Ababa) .....	Trip	-	504.00	-	-	-	-	-	337.00	-	-
Animal Transport fare.....	Trip	-	-	19.67	-	-	-	-	-	-	-
Cart Fare.....	Trip	-	.40	-	.50	.50	.50	.50	.50	.67	1.00
Train Fare .....	Trip	-	-	-	-	-	-	-	-	-	-
Service Charge (Motor oil change)...	Once	-	-	-	-	-	-	-	-	-	-
<b>COMMUNICATION</b>											
Telephone Charge (with town).....	Period	-	.20	-	.20	-	.20	.20	.20	.20	.20
Telephone Charge to Addis Ababa.....	Period	2.60	3.20	4.55	2.50	4.15	4.20	4.20	1.20	4.20	1.45
Telephone Line Installation Charge..	Once	223.00	283.00	355.75	283.50	283.30	283.30	283.30	283.30	283.30	283.30
<b>ENTERTAINMENT AND EDUCATION</b>											
<b>EQUIPMENT AND ACCESSORIES</b>											
T.V. Set Philips 21 inch(Colored).....	No	-	1820.00	-	2750.00	-	-	-	3133.33	-	2766.67
Cassette Recorded Original(Local Music)No	-	-	10.00	10.00	9.00	9.00	10.00	9.33	10.00	9.67	9.00
Radio Set Philips 3 Band.....	No	-	138.33	-	-	-	161.67	165.00	131.67	-	153.33
Tape Recorder National (2 Speaker)....	No	-	206.67	175.00	240.00	-	-	250.00	171.67	246.67	263.33
Expense for Photograph(Passport size)4Pho		3.00	4.00	4.00	4.00	4.00	3.00	3.00	3.00	4.00	-

Table 2 : Average Retail Price of Goods and Services by Region and Selected Market Places - Group 2 Market Places (Cont'd)

August 2006  
Nehase 1998

ITEM	UNIT	R E G I O N   A N D   M A R K E T   P L A C E S									
		A M H A R A									
		Chuahit	Gondar	Esete	Debre- Tabor	Kobo	Weldiya	Kombolcha	Dessie	Shewa- Robit	Debre- Birhan
		P R I C E   I N   B I R R									
Newspaper (Addis Zemen).....	No	-	-	-	-	-	-	-	2.00	2.00	3.00
Theater Enterance Fee .....	Once	-	-	-	-	-	-	-	15.00	-	-
<b>EDUCATION</b>											
Exercise Book (50 Leaves) Local.....	No	-	2.42	2.00	2.00	2.13	2.50	1.83	2.00	1.97	2.25
Pencil (China).....	No	.25	.25	.25	.23	.30	.20	.23	.47	.25	.25
Ball Point-Bic England.....	No	1.00	1.42	1.00	1.25	1.33	1.25	1.27	1.07	1.50	1.33
Day School Fee-Public(Grade 7 & 8)..	Month	-	-	-	-	-	-	-	-	-	-
Day School Fee-Private(Grade 9-12)..	Month	-	-	-	-	-	-	-	-	-	-
Night School Fee-Government(Gr.9-12)	Month	-	24.00	-	24.00	-	-	-	-	-	-
School Uniform Fee .....	No	-	59.33	-	-	-	-	65.00	-	-	-
Night School Fee-Private(Grade9-12)..	Month	-	-	-	-	-	-	-	-	-	-
<b>PERSONAL CARE AND EFFECTS</b>											
<b>PERSONAL CARE</b>											
Lux Toilet Soap.....	90gm	2.57	2.25	2.25	2.25	2.25	2.25	2.16	2.25	2.25	2.16
Blade-TOPAZ.....	No	.23	.25	.30	.25	.25	.28	.37	.35	.25	.25
Hair Dressing (Traditional).....	No	1.00	1.67	1.00	2.67	2.43	4.00	2.17	4.00	2.67	6.33
Hair Dressing (Modern).....	No	-	7.00	-	8.00	7.50	7.67	7.00	8.00	8.00	7.00
Barbery (Mens Hair Cut).....	No	2.00	4.67	2.00	3.00	2.00	3.00	3.67	4.67	3.00	2.83
Paraffin Hair Oil.....	330cc	6.00	8.00	-	7.83	8.27	7.67	7.67	7.50	7.67	7.83
Zenith Hair Oil.....	330cc	7.83	8.00	6.40	8.00	8.00	7.67	7.33	7.50	7.67	7.83
Shaving Machine (medium) .....	No	-	57.50	-	-	-	-	-	49.00	-	-
Perfume .....	CC	-	24.33	25.00	25.67	20.00	28.33	20.67	61.67	24.67	24.33
<b>PERSONAL EFFECTS</b>											
Umbrella-Men Medium (Local).....	No	17.33	-	17.00	14.33	-	26.00	18.00	21.33	23.00	15.67

Table 2 : Average Retail Price of Goods and Services by Region and Selected Market Places - Group 2 Market Places (Cont'd)


August 2006  
Nehase 1998

ITEM	UNIT	R E G I O N   A N D   M A R K E T   P L A C E S										
		A   M   H   A   R   A										
		Chuahit	Gondar	Esete	Debre-Tabor	Kobo	Weldiya	Kombolcha	Dessie	Shewa-Robit	Debre-Birhan	
			P R I C E I N B I R R									
Umbrella-Women Medium (Imported).....	No	15.33	20.67	15.50	15.67	22.67	20.33	18.33	20.00	18.00	16.00	
Hand Bag (Imported Synthetic).....	No	-	55.00	-	-	-	-	42.67	45.00	38.33	42.50	
Belt (Local) Machine Made.....	No	12.50	43.33	-	-	14.67	-	-	19.00	33.33	-	
Belt (Local) Hand Made.....	No	3.75	-	3.00	-	-	-	5.83	3.67	7.00	3.50	
<b>JEWELLERY</b>												
Seiko-21 Jewels Automatic (Men).....	No	-	-	-	-	-	-	-	-	-	-	
Seiko-21 Jewels Automatic (Women).....	No	-	375.00	-	-	-	-	-	-	-	-	
Earrings (4gm 18 carat Local).....	Pair	-	720.00	-	-	-	-	720.00	600.00	400.00	476.00	
Neck Laces (6gm 21 carat Imported)....	No	-	1140.00	-	-	-	1100.00	1140.00	-	1080.00	866.67	
Rings (4gm 18 carat Local).....	No	-	720.00	-	-	-	-	720.00	600.00	400.00	680.00	
Bracelet 20gm (18 carat Local).....	No	-	-	-	-	-	1800.00	3600.00	2100.00	3400.00	3400.00	
<b>LIVESTOCK AND DRAUGHT ANIMALS</b>												
<b>LIVESTOCK</b>												
Sheep (10-15Kg).....	No	230.00	156.67	181.67	193.33	146.67	178.33	286.67	161.67	150.00	143.33	
Goat (10-15Kg).....	No	141.67	93.33	98.33	170.00	192.50	135.00	233.33	143.33	95.00	97.33	
Heifer (2-4 Years).....	No	-	-	693.33	850.00	726.67	588.33	746.67	641.67	573.33	858.33	
Cow (4 Years and Above).....	No	-	733.33	776.67	1483.33	783.33	1150.00	896.67	916.67	1250.00	1241.67	
Bull (2-4 Years).....	No	940.00	-	806.67	1266.67	528.43	650.00	1023.33	541.67	691.67	1038.33	
Ox (4 Years and Above).....	No	1286.67	1333.33	1216.67	1566.67	1116.67	1110.00	2078.33	1083.33	1850.00	2100.00	
Hen (Indigenous).....	No	13.67	13.33	10.67	8.67	10.33	15.00	20.33	14.67	13.00	11.00	
Cock (Indigenous).....	No	17.83	19.00	15.33	11.67	12.33	13.00	23.00	18.33	15.00	17.00	
<b>DRAUGHT ANIMALS</b>												
Donkey.....	No	-	-	286.67	383.33	390.00	421.67	-	550.00	500.00	503.33	
Horse.....	No	-	-	606.67	683.33	-	-	-	1450.00	-	1426.67	

Table 2 : Average Retail Price of Goods and Services by Region and Selected Market Places - Group 2 Market Places (Cont'd)

August 2006  
Nehase 1998

ITEM	UNIT	R E G I O N   A N D   M A R K E T   P L A C E S										
		A M H A R A										
		Chuahit	Gondar	Esete	Debre-Tabor	Kobo	Weldiya	Kombolcha	Dessie	Shewa-Robit	Debre-Birhan	
Mule.....	No	-	-	PRICE IN BIRR	1170.00	1733.33	-	1716.67	-	2083.33	-	2500.00
<b>FARM EQUIPMENT (INDUSTRIAL PRODUCT)</b>												
Sickel.....	No	21.00	15.33	22.00	22.00	-	15.00	24.33	10.67	24.67	-	-
Pick Axe ('Doma').....	No	-	24.33	16.33	24.50	-	17.00	23.67	17.67	24.33	-	-
'Gejera'.....	No	-	-	-	-	-	-	-	21.67	20.33	-	-
<b>FARM EQUIPMENT (HAND MADE)</b>												
'Mofer'.....	No	-	-	-	-	23.33	22.67	43.33	30.00	45.00	26.00	-
'Kember'.....	No	12.00	-	-	-	10.00	-	12.00	35.00	13.00	10.67	-
'Digr'.....	No	-	-	2.71	-	1.50	2.42	1.42	1.75	1.08	1.67	-
Plough.....	No	-	-	25.00	32.00	26.67	27.33	21.00	-	37.67	25.67	-
Sickel.....	No	-	-	2.00	-	3.00	3.33	3.00	-	6.83	2.67	-
'Wegel'.....	No	-	-	3.33	5.83	5.33	5.83	5.83	16.00	5.50	3.67	-
'Erfe'.....	No	-	-	2.17	-	-	4.33	2.83	11.50	-	-	-
<b>MISCELLANEOUS GOODS AND SERVICES</b>												
Coffin (Medium Quality).....	No	-	-	-	-	-	283.33	-	433.33	115.00	123.33	-
Charge for Money order .....	Once	-	-	2.60	-	-	3.00	5.70	5.55	2.60	2.60	-
Charge for Visa (for person).....	No	-	-	-	-	-	-	-	-	-	-	-



# **Group 3**

# **Market Places**

**(Mota, Debre Markos, Adete, Bahir Dar, Sekota, Amde Werk, Dangla,  
Chagni, Kemise, and Bati.)**

Table 3 : Average Retail Price of Goods and Services by Region and Selected Market Places - Group 3 Market Places (Cont'd)

August 2006  
Nehase 1998

		R E G I O N   A N D   M A R K E T   P L A C E S										
ITEM	UNIT	A M H A R A										AMHARA AVERAGE
		Mota	Debre- markos	Adete	Bahir- Dar	Sekota	Amde Work	Danigla	Chagni	Kemise	Bati	
		P R I C E   I N   B I R R										
<b>CEREALS UNMILLED</b>												
'Teff' White .....	Kg	3.02	3.24	3.01	4.27	3.74	-	2.77	3.08	4.20	4.07	3.65
'Teff' Mixed.....	Kg	3.00	3.01	2.82	3.75	3.33	3.03	2.63	2.92	4.03	3.78	3.38
'Teff' Black (Red).....	Kg	3.00	2.66	2.75	3.66	3.17	3.02	2.51	2.73	3.24	3.20	3.06
Wheat White.....	Kg	3.06	2.32	2.08	2.68	2.46	2.65	2.44	2.90	4.13	2.55	2.82
Wheat Mixed.....	Kg	3.10	2.87	-	-	-	-	-	-	4.41	-	2.98
Wheat Black.....	Kg	-	3.23	-	2.73	-	-	2.44	2.83	3.01	-	2.72
Barley White.....	Kg	-	2.91	2.38	3.13	2.76	2.68	2.90	2.33	4.29	2.85	2.85
Barley Mixed.....	Kg	3.06	2.48	1.98	2.94	2.65	2.69	-	2.04	2.95	2.67	2.59
Barley Black.....	Kg	-	2.47	-	3.97	-	-	2.89	-	3.28	-	2.81
Barley for Beer.....	Kg	-	-	-	-	-	-	-	-	-	-	2.30
Maize.....	Kg	-	1.58	1.47	1.44	1.78	-	1.51	1.30	1.52	1.73	1.63
Durrah.....	Kg	1.02	2.28	-	-	2.13	2.13	-	-	-	-	2.15
Sorghum Yellow.....	Kg	1.06	-	-	-	2.45	-	-	1.28	2.94	2.58	2.23
Sorghum White.....	Kg	1.32	-	-	2.06	2.05	2.37	1.49	1.28	2.34	2.25	2.13
Sorghum Red.....	Kg	1.55	-	-	-	2.00	-	-	-	2.09	1.87	2.08
African Millet.....	Kg	2.94	-	2.05	1.82	2.13	-	2.29	1.37	-	-	2.13
Rice.....	Kg	-	5.33	5.50	5.50	6.00	6.00	5.50	6.00	5.08	5.00	5.51
Oats.....	Kg	-	2.71	2.63	-	-	-	2.14	2.48	5.33	-	2.90
Hulled Barley.....	Kg	3.03	-	-	4.36	-	-	-	-	-	-	3.68
<b>CEREALS MILLED</b>												
'Teff' White.....	Kg	-	3.75	-	-	-	-	-	-	-	-	3.75
'Teff' Mixed.....	Kg	-	-	-	-	-	-	-	-	-	-	-
'Teff' Black (Red).....	Kg	-	3.50	-	-	-	-	-	-	-	-	3.50
Wheat White.....	Kg	-	-	-	-	-	-	-	-	-	-	-
Wheat Mixed.....	Kg	-	-	-	-	-	-	-	-	-	-	-
Barley White.....	Kg	-	-	-	-	-	-	-	-	-	-	-

Table 3 : Average Retail Price of Goods and Services by Region and Selected Market Places - Group 3 Market Places (Cont'd)

August 2006  
Nehase 1998

R E G I O N   A N D   M A R K E T   P L A C E S												
ITEM	UNIT	A M H A R A										AMHARA AVERAGE
		Mota	Debre- markos	Adete	Bahir- Dar	Sekota	Amde Work	Danigla	Chagni	Kemise	Bati	
P R I C E   I N   B I R R												
Barley Mixed.....	Kg	4.50	-	-	-	-	-	-	-	-	-	4.50
Maize.....	Kg	-	-	-	-	-	-	-	-	-	-	-
Oats.....	Kg	-	7.00	5.00	5.00	-	-	-	5.00	-	-	5.79
Sorghum.....	Kg	-	-	-	-	-	-	-	-	-	-	-
Durrah.....	Kg	-	-	-	-	-	-	-	-	-	-	-
'Furno Duket' Locally Processed..	Kg	-	4.50	4.83	4.50	5.00	-	5.00	4.50	4.33	4.00	4.58
<b>PULSES UNMILLED</b>												
Horse Beans.....	Kg	3.30	3.57	4.33	4.64	2.91	2.36	3.85	4.00	3.55	4.46	3.70
Peas White.....	Kg	-	-	-	-	-	-	-	-	-	-	4.56
Peas Black.....	Kg	-	3.78	4.05	4.26	-	-	4.01	-	-	-	3.96
Peas Mixed.....	Kg	4.55	3.77	-	-	3.67	2.24	-	4.13	4.51	4.33	3.86
Soya Beans.....	Kg	4.46	-	-	4.15	-	-	-	-	-	-	4.30
Chick Peas.....	Kg	2.97	4.11	3.69	3.69	4.76	-	4.12	3.77	3.89	5.34	4.05
Lentils.....	Kg	-	5.00	-	4.83	-	-	5.00	5.00	4.43	5.27	4.89
Haricot Beans.....	Kg	3.00	-	-	5.69	-	-	-	3.00	-	-	3.11
Lima Beans.....	Kg	5.22	-	-	3.79	3.06	-	-	-	-	-	3.30
Vetch.....	Kg	2.93	2.35	2.88	2.38	-	-	2.31	2.50	2.80	2.50	2.52
Fenugreek.....	Kg	7.34	14.00	10.00	13.26	10.01	9.79	10.00	9.00	7.55	12.31	10.28
<b>PULSES MILLED OR SPLIT</b>												
Horse Beans Milled.....	Kg	-	-	-	5.83	-	-	-	-	8.00	6.00	6.75
Peas Milled.....	Kg	-	-	-	7.00	-	-	7.00	6.00	-	6.00	6.50
Chick Peas Milled.....	Kg	-	-	-	7.00	-	-	-	-	-	-	7.00
Mixed Pulses Milled.....	Kg	-	-	7.00	5.50	7.00	8.50	-	-	-	-	6.60
Vetch Milled.....	Kg	-	5.00	-	5.00	-	-	-	5.00	-	-	5.00
Peas Split.....	Kg	-	6.00	5.75	5.50	6.17	-	-	5.67	5.67	6.00	5.81
Peas Split(Roasted).....	Kg	5.17	6.50	5.50	5.67	-	-	6.00	-	-	-	5.64

Table 3 : Average Retail Price of Goods and Services by Region and Selected Market Places - Group 3 Market Places (Cont'd)

August 2006  
Nehase 1998

ITEM	UNIT	R E G I O N   A N D   M A R K E T   P L A C E S										AMHARA AVERAGE
		A M H A R A										
		Mota	Debre- markos	Adete	Bahir- Dar	Sekota	Amde Work	Danigla	Chagni	Kemise	Bati	
P R I C E   I N   B I R R												
Horse Beans Split(Roasted).....	Kg	-	-	-	5.17	-	-	5.33	-	-	6.00	5.33
Lentils Split.....	Kg	7.00	7.00	7.50	6.92	7.83	-	7.00	7.33	6.67	7.00	7.21
Vetch Split(Roasted).....	Kg	-	-	-	-	-	-	-	-	-	-	4.41
Chick Peas Split(Roasted).....	Kg	-	-	-	6.00	-	-	-	-	-	-	6.30
Fenugreek Milled.....	Kg	8.00	14.00	14.00	14.33	-	-	12.00	12.00	15.00	-	12.85
<b>OIL SEEDS</b>												
Niger Seed.....	Kg	3.10	3.90	3.13	4.80	4.17	5.14	4.23	3.26	10.28	5.73	4.80
Linseed White.....	Kg	-	-	-	-	3.40	-	-	-	-	-	4.59
Linseed Black.....	Kg	4.49	3.32	3.63	4.47	2.34	4.36	3.96	6.53	3.83	4.93	4.37
Sesame Seed.....	Kg	-	-	-	-	3.85	-	-	-	8.35	5.71	6.01
Sunflower.....	Kg	-	5.57	-	5.31	3.72	-	-	4.89	3.82	4.95	4.19
Castor Beans.....	Kg	-	-	1.52	1.67	-	-	1.57	3.00	1.92	4.86	2.82
Rape Seed.....	Kg	2.00	2.83	2.00	2.91	3.55	-	4.07	3.20	-	5.20	3.24
Ground Nut Shelled.....	Kg	6.00	5.33	5.83	5.50	6.00	-	5.00	4.50	-	6.33	6.37
<b>PREPARED CEREAL PRODUCTS</b>												
Spaghetti (Local) Without Egg....	Kg	10.00	9.50	9.00	9.33	10.00	10.00	10.00	10.00	10.00	10.00	9.70
Pastini.....	Kg	10.00	8.17	9.00	8.00	10.00	-	9.33	9.33	9.33	-	9.00
Macaroni (Local) Without Egg....	Kg	6.00	5.67	5.67	6.00	6.00	6.33	6.00	6.50	6.00	5.00	5.94
'Fafa' Flour.....	kg	-	11.00	-	-	-	-	-	-	-	-	9.67
'Dube' Flour.....	kg	-	5.50	-	-	6.00	-	-	-	-	-	5.75
<b>BREAD AND OTHER PREPARED FOODS</b>												
'Enjera' ('Teff' Mixed).....	325gm	1.04	.61	1.16	1.01	1.57	1.43	.89	.75	1.12	.97	1.05
'Dabo' (Traditional Ambasha)..	350gm	1.70	1.18	.88	.38	-	1.71	.85	.99	.65	.73	1.01
'Dabo' (Traditional Sheleto)..	350gm	-	.88	-	-	1.17	-	-	.78	.57	.66	.75

Table 3 : Average Retail Price of Goods and Services by Region and Selected Market Places - Group 3 Market Places (Cont'd)

August 2006  
Nehase 1998

ITEM	UNIT	R E G I O N   A N D   M A R K E T   P L A C E S										AMHARA AVERAGE
		A M H A R A										
		Mota	Debre- markos	Adete	Bahir- Dar	Sekota	Amde Work	Danigla	Chagni	Kemise	Bati	
P R I C E   I N   B I R R												
Bread Wheat (Bakery).....	350gm	1.58	1.75	1.39	1.97	.84	-	1.00	1.40	2.78	1.17	1.45
Biscuits .....	150gm	-	2.31	2.73	2.64	3.00	3.04	2.73	2.73	2.14	2.14	2.56
<b>MEAT</b>												
Beef .....	Kg	22.00	25.00	20.00	28.00	22.00	-	22.00	24.00	20.00	20.00	24.16
Camel Meat .....	Kg	-	-	-	-	-	-	-	-	10.85	13.95	12.09
<b>FISH AND FISH PRODUCTS</b>												
Fish Fresh.....	Kg	-	-	-	3.00	-	-	-	-	-	-	3.00
Sardines (Imported).....	125gm	-	10.00	-	7.67	-	-	-	-	-	-	8.03
<b>DIARY PRODUCTS AND EGG</b>												
Cow Milk (Unpasteurized).....	Lt	-	3.63	2.62	3.00	2.86	-	2.90	2.50	3.72	-	2.78
Cow Milk (pasteurized).....	Lt	-	-	-	-	-	-	-	-	-	-	-
Camel Milk.....	Lt	-	-	-	-	-	-	-	-	-	-	-
Goat Milk.....	Lt	-	-	-	-	-	-	-	-	-	-	-
Powdered Milk (Edget).....	450gm	-	-	-	-	-	-	-	-	-	-	-
Yoghurt (Traditional).....	Lt	-	28.88	-	28.13	29.25	29.25	29.25	28.88	-	28.13	28.76
Cheese Cottage.....	Kg	-	5.77	4.55	5.73	7.14	-	3.00	3.23	3.70	7.14	4.42
Egg (Traditional).....	Dozen	6.00	5.71	5.71	7.00	-	-	6.50	9.33	-	-	7.93
<b>OILS AND FATS</b>												
Butter Unrefined.....	Kg	23.31	30.33	24.95	25.33	18.89	18.89	23.67	22.67	38.17	39.44	27.90
Cooking Oil (Imported).....	Lt	13.55	11.11	12.11	11.22	11.00	15.67	11.44	11.22	13.17	13.00	12.19
Cooking Oil (Local).....	Lt	12.00	11.00	11.00	11.00	11.67	-	12.00	12.00	10.50	11.33	11.93

Table 3 : Average Retail Price of Goods and Services by Region and Selected Market Places - Group 3 Market Places (Cont'd)

August 2006  
Nehase 1998

R E G I O N   A N D   M A R K E T   P L A C E S												
ITEM	UNIT	A M H A R A										AMHARA AVERAGE
		Mota	Debre- markos	Adete	Bahir- Dar	Sekota	Amde Work	Danigla	Chagni	Kenise	Bati	
P R I C E   I N   B I R R												
<b>VEGETABLES AND FRUITS</b>												
<b>VEGETABLES (FRESH)</b>												
Ethiopian Kale.....	Kg	-	.36	.15	.55	-	-	.76	.63	-	1.48	.86
Cabbage.....	Kg	-	.51	2.80	1.25	1.79	1.49	1.37	2.50	3.00	2.23	1.51
Lettuce.....	Kg	-	.69	2.23	1.24	-	-	1.46	-	5.90	1.68	1.89
Spinach.....	Kg	-	.61	1.68	.72	1.27	-	1.41	-	2.27	-	1.45
Carrot.....	Kg	-	1.14	3.70	2.50	3.00	-	.88	-	2.29	1.43	1.98
Tomatoes.....	Kg	3.50	4.00	-	2.50	4.00	-	4.00	-	1.35	1.21	3.12
Onions.....	Kg	4.00	3.00	3.12	3.00	2.49	-	3.50	3.00	2.80	2.33	2.92
Garlics.....	Kg	5.00	6.17	9.51	10.00	10.51	5.94	9.00	10.00	11.67	3.72	8.22
Leaks.....	Kg	-	3.59	1.93	-	-	6.00	-	-	-	-	4.08
Pepper Green.....	Kg	-	5.00	2.65	4.00	-	4.77	2.05	2.59	-	2.78	3.65
Pumpkin .....	Kg	.82	.36	-	-	-	-	-	-	.63	-	.53
Green Peas.....	Kg	-	-	-	-	-	-	-	-	-	-	-
Beet Root.....	Kg	3.18	.75	2.08	2.00	3.00	-	1.69	2.00	2.10	.89	1.82
Cauliflower.....	Kg	-	-	-	-	-	-	-	-	-	-	-
<b>FRUITS FRESH</b>												
Banana.....	Kg	-	3.14	3.97	3.50	4.00	2.04	3.69	2.87	3.17	4.00	3.18
Orange.....	Kg	-	1.76	1.85	4.00	4.50	-	4.64	4.30	2.83	4.00	3.58
Lemon.....	Kg	-	.84	.70	.77	1.35	3.05	1.87	1.01	3.23	2.78	2.11
Tangerine.....	Kg	-	-	-	-	-	-	-	-	-	-	1.05
Papaya.....	Kg	-	2.02	2.29	1.58	1.80	-	-	-	1.38	1.86	2.19
Grapes.....	Kg	-	-	-	-	-	-	-	-	-	-	-
Avocado.....	Kg	-	4.00	-	3.67	-	-	-	-	3.50	5.00	4.12
Mango.....	Kg	-	4.00	1.56	4.17	4.50	-	5.50	-	3.50	5.00	4.09
Cactus.....	Kg	-	-	-	-	2.10	-	-	-	-	-	1.85

Table 3 : Average Retail Price of Goods and Services by Region and Selected Market Places - Group 3 Market Places (Cont'd)

August 2006  
Nehase 1998

ITEM	UNIT	R E G I O N   A N D   M A R K E T   P L A C E S										AMHARA AVERAGE
		A M H A R A										
		Mota	Debre- markos	Adete	Bahir- Dar	Sekota	Amde Work	Danigla	Chagni	Kemise	Bati	
P R I C E   I N   B I R R												
<b>SPICES</b>												
Pepper Whole.....	Kg	-	8.00	6.50	8.83	12.33	12.00	6.55	7.83	11.33	9.67	9.91
Black Pepper(Local).....	Kg	14.00	-	-	6.33	-	-	-	14.00	13.00	-	11.31
Long Pepper(Local).....	Kg	12.50	13.33	13.33	17.00	13.00	16.95	14.67	-	9.33	-	13.89
White Cumin(Bishop's Weed)Local..	Kg	12.00	-	5.17	8.00	9.00	10.98	5.67	9.00	10.00	10.00	9.13
Black Cumin(Local).....	Kg	8.33	16.00	12.67	14.67	13.00	-	13.67	14.83	12.83	15.33	14.18
Ginger Dry(Local).....	Kg	-	10.67	-	-	13.00	-	-	-	12.33	10.00	11.20
Ginger Wet(Local).....	Kg	-	3.00	2.50	2.50	3.00	6.46	2.50	2.30	4.00	3.50	3.16
Cloves(Imported).....	Kg	-	-	54.33	52.67	60.00	-	51.33	58.67	55.67	59.00	56.50
Cinnamon(Imported).....	Kg	28.89	18.00	24.00	18.33	25.50	-	23.67	25.00	29.33	20.33	22.61
Cardamon(Local).....	Kg	18.89	24.00	22.67	20.67	22.50	21.09	19.33	21.83	10.00	20.33	20.94
Tumeric Flour(Local).....	Kg	16.67	5.67	6.33	5.67	4.00	-	4.42	6.00	5.00	5.03	5.55
Chillies Whole.....	Kg	-	12.00	-	17.67	11.77	-	-	-	12.33	13.00	11.77
Basil Dry.....	Kg	-	10.00	9.00	8.33	15.28	5.04	5.04	8.00	9.67	20.67	9.75
<b>POTATOES, OTHER TUBERS AND STEMS</b>												
Potato.....	Kg	1.09	1.00	.71	1.50	3.00	1.62	1.00	.99	1.64	1.39	1.36
Sweet Potato.....	Kg	-	-	-	1.50	-	-	-	-	1.36	.86	1.16
'Kocho' (Unprocessed).....	Kg	-	-	-	-	-	-	-	-	-	-	-
'Bula'.....	Kg	-	15.00	-	16.00	-	-	-	-	-	-	13.58
<b>COFFEE, TEA, CHAT AND BUCK-THORN LEAVES</b>												
Tea Leaves(Local).....	100gm	2.20	2.00	2.00	2.00	2.08	2.42	2.20	2.00	2.13	2.00	2.10
Coffee Whole.....	Kg	-	-	-	-	-	-	-	-	9.44	11.13	10.29
Coffee Beans.....	Kg	20.00	20.00	18.33	22.00	23.67	22.00	21.67	20.00	20.67	18.67	20.81
Coffee Leaves.....	Kg	-	-	-	-	-	-	-	-	.47	-	.47
Buck Thorn Leaves.....	Kg	8.19	7.94	5.46	3.23	4.84	4.73	5.90	7.51	4.17	4.17	4.56

Table 3 : Average Retail Price of Goods and Services by Region and Selected Market Places - Group 3 Market Places (Cont'd)

August 2006  
Nehase 1998

		R E G I O N   A N D   M A R K E T   P L A C E S										
ITEM	UNIT	A M H A R A									AMHARA AVERAGE	
		Mota	Debre- merkos	Adete	Bahir- Dar	Sekota	Amde Work	Danigla	Chagni	Kemise		Bati
		P R I C E   I N   B I R R										
'Chat'.....	Kg	-	-	45.00	46.67	44.28	-	28.33	60.00	14.50	15.43	34.52
Malt-Barley.....	Kg	5.83	-	-	-	-	-	-	4.58	4.45	5.19	4.10
Malt-Wheat.....	Kg	-	4.18	-	-	-	-	4.43	5.06	4.03	-	5.14
<b>OTHER FOOD ITEMS</b>												
Salt.....	Kg	1.50	1.25	1.33	1.50	1.50	2.00	1.56	1.64	1.65	1.02	1.42
Sugar.....	Kg	8.00	7.75	8.00	7.92	8.83	9.33	8.17	8.50	8.50	8.50	8.39
Honey.....	Kg	12.67	15.33	15.33	14.67	22.33	-	13.33	14.00	23.33	26.33	18.69
Canned Tomato (Local).....	410gm	7.00	6.50	8.79	6.66	6.00	8.79	6.83	6.67	5.74	7.32	6.99
<b>FOOD TAKEN AWAY FROM HOME</b>												
Cup of Tea.....	No	-	.50	.50	.50	.50	.30	.50	.50	.50	.50	.49
Cup of Coffee.....	No	-	1.00	1.00	1.00	1.00	-	1.00	1.00	1.00	1.00	.99
Cup of Milk.....	No	-	1.00	1.00	1.00	1.00	-	1.00	1.00	1.00	1.00	1.02
'Key Wot Yebere'.....	One Meal	-	-	6.00	7.67	-	-	7.00	7.00	5.67	5.00	6.54
'Key Wot Yebeg/Yefyel'.....	One Meal	6.00	7.00	6.00	7.67	6.33	5.00	7.00	7.00	5.67	6.50	6.67
<b>COST OF MILLING</b>												
Cereals.....	100Kg	15.00	7.33	8.00	10.00	20.00	30.00	10.00	8.00	8.00	6.67	11.11
Pulses.....	100Kg	25.00	18.33	11.33	20.00	30.00	-	20.00	10.00	8.33	15.00	18.06
Pepper Whole.....	100Kg	75.00	56.67	50.00	60.00	150.00	-	50.00	-	-	-	61.15
<b>BEVERAGES - NON ALCOHOLIC</b>												
Ambo Mineral Water.....	500cc	-	2.50	-	2.50	3.00	-	3.00	2.50	2.17	2.83	2.50
Bure Mineral Water.....	500cc	-	-	2.00	-	-	-	2.00	-	-	-	2.08
Coca Cola/Fanta.....	300cc	-	2.50	2.50	3.00	3.00	-	3.00	3.00	2.50	3.00	2.71

Table 3 : Average Retail Price of Goods and Services by Region and Selected Market Places - Group 3 Market Places (Cont'd)

August 2006  
Nehase 1998

ITEM	UNIT	R E G I O N   A N D   M A R K E T   P L A C E S										AMHARA AVERAGE
		A M H A R A										
		Mota	Debre- markos	Adete	Bahir- Dar	Sekota	Amde Work	Danigla	Chagni	Kemise	Bati	
P R I C E   I N   B I R R												
Pepsi Cola/Mirinda.....	300cc	2.50	2.50	2.00	2.50	3.00	3.50	2.50	2.50	2.50	3.00	2.60
<b>BEVERAGES - ALCOHOLIC</b>												
Araki (Local).....	900cc	-	20.67	17.00	29.33	24.67	35.00	20.00	26.00	23.26	22.25	23.65
Cognac (Local).....	900cc	-	-	-	-	-	-	-	-	-	-	17.17
Brandy (Local).....	900cc	-	-	-	-	-	-	-	-	-	-	17.00
Gin (Local).....	900cc	-	20.67	17.00	32.00	24.67	37.33	20.00	26.33	30.33	22.25	24.09
Saris Wine (Normal).....	750cc	-	7.00	8.00	-	-	-	15.67	15.00	-	-	12.50
'Katikalla'.....	Lt	-	6.67	6.08	5.56	10.00	9.33	6.45	-	8.17	7.02	8.17
Beer (Bedele).....	330cc	-	3.83	3.50	4.00	-	-	4.00	4.00	3.17	-	3.80
Beer (Harar).....	330cc	-	-	-	3.67	-	-	4.00	-	3.25	3.50	3.63
Beer (Meta Abo).....	330cc	-	3.83	3.50	4.00	3.50	-	4.00	4.00	3.33	-	3.71
'Tella'.....	Lt	.61	.91	.61	1.37	.82	.59	.55	.63	.72	1.19	.82
'Tej' (Mead).....	Lt	3.00	6.00	3.03	5.13	1.09	2.24	2.59	-	2.08	1.25	3.34
<b>CIGARETTES AND TOBACCO</b>												
<b>CIGARETTES</b>												
Nyala.....	Packet	4.00	4.00	4.00	3.00	4.00	5.00	4.00	4.00	3.67	4.00	3.89
Gissila.....	Packet	-	-	-	-	-	-	-	-	-	-	-
Rothmans.....	Packet	-	10.00	10.00	8.25	10.00	10.00	10.00	10.00	12.00	10.00	9.86
<b>TOBACCO</b>												
'Gaya'.....	Kg	-	-	-	-	-	-	-	36.16	35.55	12.04	21.63

CLOTHING AND FOOT WEAR

Table 3 : Average Retail Price of Goods and Services by Region and Selected Market Places - Group 3 Market Places (Cont'd)

August 2006  
Nehase 1998

ITEM	UNIT	R E G I O N   A N D   M A R K E T   P L A C E S										AMHARA AVERAGE
		A M H A R A										
		Mota	Debre- markos	Adete	Bahir- Dar	Sekota	Amde Work	Danigla	Chagni	Kemise	Bati	
P R I C E   I N   B I R R												
<b>CLOTHING</b>												
Abujedid(Akaki/Bahir Dar)91cm. Meter	-	-	-	5.00	-	-	-	-	6.00	-	6.05	
Abujedid(Komb./Arba Min.)150cm Meter	-	7.67	8.83	7.83	8.67	10.00	7.67	8.00	9.00	10.00	8.17	
Khaki(S-10,000 Twil)110cm..... Meter	-	-	-	-	-	-	-	-	14.33	-	15.00	
Khaki(Akaki)91cm..... Meter	-	-	-	-	-	-	-	-	-	-	-	
Wool-England 100%..... Meter	-	-	-	-	-	-	-	-	-	-	200.00	
Tetron(Arba Minch)..... Meter	-	-	17.67	16.00	-	-	-	-	12.00	-	16.14	
Poplin(Dire Dawa)105cm..... Meter	-	-	-	6.67	-	-	-	-	-	-	8.07	
Poplin(Komb./Arba Minch)150cm. Meter	-	10.00	11.33	12.67	11.00	-	12.33	11.00	11.67	12.00	11.08	
Nylon(Mojo)..... Meter	-	-	7.00	7.83	6.00	-	8.00	10.00	9.00	-	8.23	
Polyster(Arba Minch/Awasa).... Meter	-	-	-	11.67	-	-	-	-	-	-	11.67	
Jersi..... Meter	-	-	-	-	-	-	-	-	-	-	-	
Cotton..... Kg	4.79	6.00	7.00	6.00	7.00	7.00	5.17	5.00	6.25	7.14	5.89	
Hisufi .....Meter	-	-	16.00	12.83	14.00	-	-	-	18.00	-	14.65	
Kefay ..... Meter	-	-	21.33	19.00	-	-	-	-	20.33	-	20.25	
<b>COST OF TAILORING</b>												
Woolen Suit (Men)..... No	-	223.33	-	253.33	-	-	270.00	210.00	-	-	242.00	
Khaki Suit (Men)..... No	-	53.33	35.00	49.00	-	-	32.67	66.67	30.00	-	47.63	
Khaki Suit (Boys)..... No	-	17.33	25.00	18.67	-	-	23.33	38.33	18.33	-	25.84	
Tateron Suit (Men) ..... No	-	53.33	40.00	43.33	25.00	35.00	32.67	65.00	30.00	-	46.79	
Tateron Suit (Boys) ..... No	-	17.33	34.00	23.67	19.33	35.00	23.33	33.33	18.33	-	26.35	
<b>READY-MADE / FOR ADULTS</b>												
'Netela'..... No	20.00	37.33	30.00	25.67	28.33	23.33	22.33	21.67	21.67	25.33	26.11	
'Gabi'..... No	52.33	67.67	60.00	58.33	50.00	46.67	49.33	48.00	68.33	48.33	55.23	

Table 3 : Average Retail Price of Goods and Services by Region and Selected Market Places - Group 3 Market Places (Cont'd)

August 2006  
Nehase 1998

ITEM	UNIT	R E G I O N   A N D   M A R K E T   P L A C E S										AMHARA AVERAGE
		A   M   H   A   R   A										
		Mota	Debre- markos	Adete	Bahir- Dar	Sekota	Amde Work	Danigla	Chagni	Kemise	Bati	
		P R I C E   I N   B I R R										
Shirts Long Sleeved (Local).....	No	40.00	-	33.33	-	-	-	27.67	-	-	-	31.40
Shirts Short Sleeved (Local).....	No	-	-	-	-	-	-	-	-	-	33.33	35.83
Shirts Long Sleeved (Imported)...	No	44.00	39.33	39.33	61.67	41.67	41.67	45.00	46.67	65.00	58.33	50.72
Shirts Short Sleeved (Imported)...	No	-	-	36.67	58.33	42.67	43.33	38.33	38.67	56.67	53.33	45.80
Socks (Cotton) Imported.....	Pair	4.00	4.67	3.67	7.67	-	-	5.33	6.00	5.00	5.00	5.17
Sweater (Local) Men.....	No	77.50	-	75.00	-	-	-	31.67	-	-	-	48.89
Sweater (Local) Women.....	No	-	-	55.00	37.33	45.00	-	29.00	-	40.00	-	39.93
Shash (Imported).....	No	10.00	6.00	9.50	18.67	-	-	11.67	12.00	10.67	-	10.73
Singlets (Local) White.....	No	-	-	19.00	10.00	-	-	10.67	13.33	15.00	10.67	12.93
Jeans Trouser.....	No	113.33	86.67	78.33	98.33	76.67	81.67	73.33	83.33	85.00	88.33	87.28
Woolen Suit.....	No	-	-	-	-	-	-	-	-	-	-	680.00
'Kemisa Netela'.....	No	88.33	-	-	105.00	95.00	95.00	85.00	95.00	105.00	-	111.48
Sweater-Men (Imported).....	No	80.00	95.00	82.50	110.00	90.00	66.67	80.00	59.33	65.00	-	88.58
Sweater-Women (Imported).....	No	57.50	61.67	60.00	86.67	65.00	39.33	51.67	42.67	101.00	-	63.40
Nylon Dress.....	No	-	-	-	-	-	-	-	-	-	-	27.67
Tetron Trouser.....	No	-	-	25.00	-	-	-	-	-	-	-	25.00
Leather Jacket.....	No	-	600.00	-	516.67	-	-	-	-	-	-	493.06
Under Wear China.....	No	10.00	9.67	9.00	12.33	10.67	14.00	11.67	13.33	14.33	12.67	12.20
Deriya .....	NO	-	9.33	12.50	9.78	-	-	8.33	24.44	14.45	-	13.45
Polyester Suit.....	No	-	-	65.00	-	-	-	-	-	-	-	191.25
Khaki Short .....	No	-	-	14.00	-	-	-	-	-	-	-	14.00
T-Shirts .....	No	20.67	17.00	18.33	53.33	23.33	21.67	25.00	31.00	-	-	28.24
Jogging Suit(sport tuta) .....	No	75.00	56.67	62.50	105.00	-	100.00	51.67	86.67	106.67	68.33	84.54
Khaki Jacket .....	No	-	-	87.50	136.67	-	85.00	83.33	108.33	121.67	96.67	110.83
Geldem .....	No	-	16.00	-	-	28.33	26.00	14.50	26.67	37.00	28.33	30.00

Table 3 : Average Retail Price of Goods and Services by Region and Selected Market Places - Group 3 Market Places (Cont'd)

August 2006  
Nehase 1998

		R E G I O N   A N D   M A R K E T   P L A C E S										
ITEM	UNIT	A M H A R A										AMHARA AVERAGE
		Mota	Debre- markos	Adete	Bahir- Dar	Sekota	Amde Work	Danigla	Chagni	Kemise	Bati	

P R I C E   I N   B I R R

**READY-MADE / FOR CHILDREN**

Sweater (Local) for Boys..... No	30.00	14.33	-	9.00	-	-	20.00	-	-	-	17.27
Socks (Imported) Cotton..... Pair	-	3.00	2.50	3.83	-	-	3.17	3.00	3.00	2.17	3.26
Jeans Trouser..... No	70.00	-	55.00	43.33	-	65.00	-	-	-	-	46.69
Shirt Long Sleeved(Imported)Boys. No	-	-	25.00	-	-	-	27.67	-	22.00	-	24.87
Sweater (England) for Girls..... No	-	-	-	18.33	-	-	-	-	27.50	-	29.80
Short for Boys..... No	-	-	7.00	-	-	-	-	-	-	-	7.00
Kemise(for children) ..... No	35.00	-	27.50	56.67	41.67	33.33	48.33	43.33	45.00	46.67	45.50

**FOOTWEAR (MEN AND WOMEN)**

Anbessa Leather Shoes Men(Local)Pair	150.00	-	75.00	115.00	93.33	66.67	73.33	81.67	100.00	85.00	99.11
Leather Shoes Men (Croft)..... Pair	83.33	-	95.00	141.67	133.33	126.67	110.00	105.00	121.67	-	123.47
Walking Shoes(imp.) Non-Leather Pair	103.33	90.00	100.00	170.00	-	110.00	-	-	95.00	-	95.29
Canvas Shoes (Local) Men..... Pair	29.33	-	27.00	25.67	-	-	27.67	-	-	24.33	29.00
Canvas Shoes (China) Men..... Pair	-	28.00	30.67	28.33	-	26.67	33.00	-	-	-	29.16
Plastic Shoes (Local) Women.... Pair	6.67	7.67	9.00	5.83	6.00	7.00	5.00	6.67	6.67	6.83	6.43
Slippers Sponge Adult (China).. Pair	-	6.00	-	6.00	-	-	-	-	7.17	7.50	6.79
Boots for Men Plastic (Local).. Pair	41.33	43.67	40.67	38.67	-	45.00	37.33	39.33	29.33	-	39.73
Sendel Plastic Shoes (Imp.).... Pair	9.00	11.00	-	-	8.17	10.00	-	-	14.00	11.67	11.29
Cost of Mending Shoes sole(Men).Pair	-	19.67	19.00	21.67	25.00	-	23.00	17.00	-	22.50	22.82

Table 3 : Average Retail Price of Goods and Services by Region and Selected Market Places - Group 3 Market Places (Cont'd)

August 2006  
Nehase 1998

ITEM	UNIT	R E G I O N   A N D   M A R K E T   P L A C E S										AMHARA AVERAGE
		A M H A R a										
		Mota	Debre- markos	Adete	Bahir- Dar	Sekota	Amde Work	Danigla	Chagni	Kemise	Bati	
P R I C E   I N   B I R R												
<b>CONSTRUCTION MATERIALS, WATER, AND FUEL AND POWER</b>												
<b>CONSTRUCTION MATERIALS</b>												
Cement/Bag/(Local).....	50Kg	111.67	-	121.00	115.00	-	-	-	116.67	124.83	-	115.54
Lime.....	Kg	-	.43	.45	1.00	-	-	.87	.97	-	-	.72
Nail (7cm - 12cm).....	Kg	13.00	10.00	9.17	9.67	10.67	12.00	9.00	9.67	10.00	9.00	9.86
Nail With Cape.....	Kg	-	15.33	14.50	13.00	14.00	19.33	12.67	15.83	15.33	13.00	14.36
Corrugated Iron Sheet (.2mm).....	No	42.00	-	43.00	64.67	44.00	-	-	-	-	-	44.62
Wood for House Construction('Atana')..	No	-	5.50	-	8.67	11.67	-	-	-	10.67	8.50	10.33
Wall Paints-Super (Fluid) Normal.....	4Kg	-	55.00	55.50	58.67	54.33	-	-	65.00	55.00	54.00	55.31
Wall Paints-Super (Fluid) Plastic....	4Kg	-	90.00	92.00	-	110.00	-	-	100.00	88.33	87.00	91.21
Coarse Aggregate Gravel.....	Meter Cube	-	-	-	103.50	-	-	-	-	68.57	-	107.36
Hollow Concrete Block(20x20x40 cm Cube)	No	-	-	-	5.00	-	-	-	-	3.25	-	4.67
Bricks (25cm x 12cm x 6cm).....	No	-	2.00	-	3.67	-	-	-	-	-	-	3.00
Floor Board 4m Length.....	No	-	38.00	-	50.33	-	-	-	-	-	-	52.38
Iron Pipe 6mt. (1/2 inch Wide) Local..	No	-	90.00	-	158.33	75.00	-	-	-	51.00	50.00	76.72
Chipwood (125cm x 250cm x 8mm).....	No	-	-	-	128.33	130.00	-	-	-	-	120.00	116.29
Sand.....	Meter Cube	-	-	-	134.15	-	-	-	-	61.43	-	72.66
Gutter N# 32.....	Meter	-	-	-	-	-	-	-	-	-	-	38.60
Window Glass (50cm x 50cm x 3mm).....	No	-	15.00	-	16.25	-	-	-	18.00	-	-	16.10
Water Tanker (1meter cube).....	No	-	-	-	-	1133.33	-	-	-	-	-	1130.00
Stone for House Construction..	Meter Cube	-	-	32.50	15.00	-	-	-	-	30.00	-	44.93
Mega Paints.....	4Kg	-	55.00	-	38.50	-	-	55.00	-	-	-	51.48
Tseday Paints.....	4Kg	-	-	-	-	-	-	-	-	-	-	-
"Yewellel Nitaf"(Tile).....	No	-	-	-	4.00	-	-	-	-	-	-	4.70
<b>WATER</b>												
Water.....	Meter Cube	7.50	8.67	6.08	5.50	-	20.00	7.33	7.50	7.33	14.17	9.04

Table 3 : Average Retail Price of Goods and Services by Region and Selected Market Places - Group 3 Market Places (Cont'd)

August 2006  
Nehase 1998

ITEM	UNIT	R E G I O N   A N D   M A R K E T   P L A C E S										AMHARA AVERAGE
		A M H A R a										
		Mota	Debre- markos	Adete	Bahir- Dar	Sekota	Amde Work	Danigla	Chagni	Kemise	Bati	

P R I C E   I N   B I R R

FUEL AND POWER

Fire Wood.....	Meter Cube	-	95.49	146.01	72.66	91.34	116.86	116.71	28.69	-	92.07	95.05
Charcoal.....	Kg	1.64	2.20	1.76	1.38	1.90	1.00	1.17	2.40	1.50	3.62	1.74
Dung Cake.....	Kg	1.09	.38	-	-	.38	.42	-	-	-	-	.46
Kerosine.....	Lt	3.65	3.56	3.58	3.51	3.77	4.33	3.54	3.58	3.33	3.29	3.57
Diesel.....	Lt	-	4.89	4.91	4.84	5.27	5.33	4.87	4.91	4.66	4.62	4.76
Electric.....	K.Watt	-	.27	.27	.27	.27	-	.27	.27	.27	.27	.27
Matches.....	Box	.25	.20	.20	.20	.25	.22	.20	.25	.20	.20	.22
Candles.....	No	.93	.78	1.00	.77	1.00	1.00	1.00	1.00	1.00	.50	.87
Buthane Gas (Shell).....	12.5 Kg	-	-	-	-	-	-	-	-	-	-	104.17
Eveready Drycell.....	No	1.83	1.75	1.72	1.71	2.00	2.00	1.75	1.79	1.75	1.50	1.77

FURNITURE, FURNISHING, HOUSEHOLD EQUIPMENT AND OPERATION

CHAIRS, TABLES, ETC.

Table Wanza (Machine made) Varnished..	No	350.00	210.00	176.67	683.33	170.00	-	156.67	883.33	283.33	-	382.20
Table Wanza (Hand made) Not Varnished.	No	70.00	-	-	-	-	-	-	-	-	-	142.50
Chairs Wanza (Machine Made) Varnished.	No	-	53.33	90.00	180.00	68.33	-	76.67	150.00	116.67	-	104.51
Chairs Wanza (Hand Made) Varnished....	No	-	-	-	-	-	-	-	-	-	-	61.67
Cupboard Wanza (2 doors) Varnished....	No	1200.00	916.67	1066.67	1482.33	550.00	-	1033.33	1166.67	2500.00	975.00	1227.98
Double Bed Wanza (120cm) Varnished....	No	500.00	550.00	633.33	950.00	750.00	-	633.33	700.00	516.67	716.67	731.06
Sofas (Complete).....	No	2500.00	3166.67	3100.00	5833.33	3466.67	-	3216.67	3383.33	2766.67	-	2922.56
Book Shelves Wanza (3 Shelves) no Door	No	-	303.33	496.67	650.00	433.33	-	-	-	350.00	275.00	449.41
Chest of Drawer .....	No	-	500.00	-	850.00	516.67	-	-	-	450.00	700.00	640.21

FURNISHINGS & REPAIRS

Bed Sheet (Non-Patterned Bahir Dar)												
1.90m x 2.50m.....	Pair	-	60.00	-	56.00	50.00	65.00	57.67	62.67	43.00	45.67	55.50

Table 3 : Average Retail Price of Goods and Services by Region and Selected Market Places - Group 3 Market Places (Cont'd)

August 2006  
Nehase 1998

R E G I O N   A N D   M A R K E T   P L A C E S												
ITEM	UNIT	A M H A R a										AMHARA AVERAGE
		Mota	Debre- markos	Adete	Bahir- Dar	Sekota	Amde Work	Danigla	Chagni	Kemise	Bati	
P R I C E   I N   B I R R												
Bed Sheet(Patterned Kombolcha)												
1.90m x 2.50m.....	Pair	-	-	-	108.33	60.00	-	-	79.33	67.67	63.33	86.00
Bed Cover(Patterned Kombolcha).....	No	-	-	-	25.00	50.00	-	51.67	38.67	-	-	42.75
Blanket Woolen(Debre B.)160cm x 220cm.	No	-	-	-	87.33	90.00	-	85.00	76.00	76.67	88.33	90.62
Mattress-Sponge (A.A Foam) 120cm.....	No	327.50	330.00	250.00	385.00	296.67	-	-	210.00	300.00	335.00	297.49
Towel-Local (Kombolcha).....	No	-	-	-	9.67	-	-	10.33	19.33	9.67	15.67	13.38
<b>EARTHEN WARE</b>												
Water Pot.....	No	13.33	9.67	6.83	16.67	8.33	-	4.83	6.83	-	5.17	8.30
'Jebena' Medium Size.....	No	6.00	2.67	5.17	2.50	3.17	-	3.50	4.50	4.33	4.17	3.55
'Mitad' (Griddle of Clay).....	No	7.67	14.67	6.33	14.33	8.00	-	7.50	8.67	10.00	14.00	12.90
Local Stove '(Lakech)'	No	10.33	7.00	8.33	6.33	12.67	16.00	7.83	8.00	10.00	10.33	9.58
Cup for Coffee (China).....	No	1.10	1.00	1.20	1.37	1.50	1.50	1.00	1.20	1.83	1.25	1.29
Plate Clay (imported).....	No	3.83	3.00	3.50	3.67	4.00	5.00	3.50	3.83	3.17	3.67	3.85
<b>STRAW, BAMBOO AND OTHERS</b>												
'Sefed'.....	No	4.83	6.50	5.00	4.83	7.67	-	5.83	5.00	5.33	4.33	6.50
Sack 100Kg Capacity.....	No	-	-	-	-	-	-	-	-	-	-	2.75
<b>METAL WARE</b>												
Cooking Pan Medium (Local).....	No	14.67	44.67	20.67	21.00	21.00	27.67	25.33	28.33	16.67	18.67	22.55
Tray (Nickel) Medium N <sup>o</sup> 45 Local.....	No	-	-	-	-	-	-	-	-	13.00	21.33	19.25
Electric 'Mitad' Aluminium.....	No	-	-	-	416.67	-	-	-	-	-	-	416.67
Gas Stove (Kerosine) China.....	No	35.00	34.67	36.33	35.33	38.67	-	37.67	34.67	35.00	35.00	35.90
Refrerator.....	No	-	-	-	2783.33	-	-	-	-	-	-	2594.44

Table 3 : Average Retail Price of Goods and Services by Region and Selected Market Places - Group 3 Market Places (Cont'd)

August 2006  
Nehase 1998

ITEM	UNIT	R E G I O N   A N D   M A R K E T   P L A C E S										AMHARA AVERAGE
		A M H A R a										
		Mota	Debre- markos	Adete	Bahir- Dar	Sekota	Amde Work	Danigla	Chagni	Kemise	Bati	
		P R I C E   I N   B I R R										
<b>PLASTIC WARE (LOCAL MADE)</b>												
Jerrycan (20 Litres).....	No	-	18.00	20.00	22.67	16.67	-	19.33	19.67	-	-	20.72
Bucket (20 Litres).....	No	17.33	15.83	17.00	16.00	13.33	17.67	16.50	15.00	15.83	13.33	15.95
<b>GLASS WARE</b>												
Glass for Tea (Durelex).....	No	-	3.00	3.50	3.50	4.00	-	3.42	3.50	2.50	3.50	3.36
<b>OTHER HOUSEHOLD EQUIPMENT</b>												
Kerosine Lamp.....	No	18.00	20.00	19.67	19.00	22.67	25.00	20.00	16.75	16.00	21.33	19.09
'Kuraz' Small Local Kerosine Lamp.....	No	-	-	1.00	.90	1.00	2.00	-	-	-	1.00	1.18
Flash Light.....	No	-	6.00	7.00	7.00	6.00	7.67	6.83	6.83	7.00	6.83	6.94
Electric Bulb Philips(40/60 Watt).....	No	2.00	2.00	2.00	1.70	2.50	2.50	2.00	2.00	2.00	2.00	2.06
<b>HOUSEHOLD OPERATION</b>												
Hard Soap (Local).....	200gm	-	-	2.00	2.00	2.00	2.00	2.00	1.83	2.25	1.60	1.99
Hard Soap (Imported).....	200gm	-	-	2.27	2.32	2.40	2.47	2.50	2.40	2.40	2.40	2.45
Detergent (Omo).....	50gm	-	.96	1.67	1.00	.97	1.15	.50	.50	.58	.75	.88
Incense.....	Kg	25.00	11.33	7.50	7.67	25.67	7.64	23.00	7.67	-	-	15.15
Sandal Wood.....	No	.25	.25	.20	.25	.25	.25	.20	.28	.22	.25	.25
Toilet Paper (Mamko).....	Roll	3.25	3.00	3.28	3.23	3.00	3.42	3.00	3.08	3.00	3.00	3.06
<b>DRY CLEANING</b>												
Dry Cleaning (Suit Men).....	No	-	18.00	-	18.00	-	-	-	-	-	-	16.46

Table 3 : Average Retail Price of Goods and Services by Region and Selected Market Places - Group 3 Market Places (Cont'd)

August 2006  
Nehase 1998

ITEM	UNIT	R E G I O N   A N D   M A R K E T   P L A C E S										AMHARA AVERAGE
		A M H A R a										
		Mota	Debre- markos	Adete	Bahir- Dar	Sekota	Amde Work	Danigla	Chagni	Kemise	Bati	
P R I C E   I N   B I R R												
<b>DOMESTIC SERVICE</b>												
Maid Servant.....	Month	26.67	33.33	30.00	61.67	25.00	21.67	26.67	28.33	50.00	46.67	35.42
Unskilled Service (Daily Laborer)....	Day	7.67	12.67	9.33	11.67	7.00	8.00	12.00	12.00	9.67	9.33	9.38
Salary for Guard .....	Month	-	-	-	86.67	-	-	-	-	-	-	68.89
<b>MEDICAL CARE</b>												
Ampicillin(250 mg) Local.....	56 Caps	18.07	14.00	17.47	16.80	11.20	-	14.00	16.00	14.00	13.07	14.91
Dichlorophine(500 mg) Local.....	6 Pills	-	-	-	-	-	-	-	-	-	-	-
Tetracycline(250mg) Local.....	56 Caps	7.35	9.80	10.47	9.15	6.75	-	11.20	11.07	10.83	7.65	9.61
Penicillin Injection(4 Mu. Local). Bottle		3.50	4.00	4.00	4.00	3.00	-	3.50	3.67	4.00	3.17	3.72
Chloramphenicol(250mg) Local.....	56 Caps	8.00	12.60	15.87	11.20	6.75	7.55	11.20	-	12.13	10.27	11.51
Dipron(500mg) Local.....	20 Pills	-	-	-	-	-	-	-	-	-	-	3.39
Cough Syrup (Berantine) Local.....	125cc	-	-	-	-	-	-	-	-	-	-	8.03
Bactrim(480mg) Local.....	30 Pills	4.88	-	-	5.50	3.30	-	6.00	6.00	4.50	-	5.66
Vermox(100mg) Local.....	12 Pills	1.25	-	-	-	1.20	-	1.80	4.00	-	-	2.96
Mezel(250mg) Local.....	30 Caps	2.93	5.25	5.17	4.50	3.00	-	6.00	6.00	4.00	4.10	5.15
Asprin (300 mg) Local.....	20 Pills	1.70	2.00	1.17	2.00	1.00	-	2.00	3.00	1.33	1.27	1.92
<b>OTHER MEDICAL EXPENSES</b>												
Doctor's Fee (Government).....	per visit	1.00	1.50	1.00	2.00	2.00	1.00	1.00	1.00	1.00	-	1.61
Doctor's Fee (Private).....	per visit	9.33	10.00	5.50	15.00	-	-	10.00	10.00	8.33	8.33	10.82
Injection (Service Charge).....	Once	1.00	1.00	1.00	1.00	-	-	.75	1.00	.67	1.00	.96
Labratry Test Fee (Private).....	Once	8.67	5.00	4.50	4.33	-	-	4.50	5.00	4.00	4.50	5.42
Bed Charge (gov.).....	per day	3.00	3.00	2.00	4.00	6.00	-	5.00	-	2.00	-	3.83

Table 3 : Average Retail Price of Goods and Services by Region and Selected Market Places - Group 3 Market Places (Cont'd)

August 2006  
Nehase 1998

ITEM	UNIT	R E G I O N   A N D   M A R K E T   P L A C E S										AMHARA AVERAGE
		A M H A R a										
		Mota	Debre- markos	Adete	Bahir- Dar	Sekota	Amde Work	Danigla	Chagni	Kemise	Bati	

P R I C E   I N   B I R R

**TRANSPORT AND COMMUNICATION**

**TRANSPORT**

Benzene.....	Lt	-	6.68	6.70	6.63	8.00	8.17	6.66	-	6.45	6.41	6.65
Motor Oil (Mobil).....	Lt	-	24.80	20.00	20.20	-	-	20.00	20.20	17.85	20.20	21.06
Car Washing and Greasing.....	No	-	36.67	-	30.00	-	-	-	-	20.00	-	28.42
Bus Fare (per km).....	Tarif	.13	.12	.13	.18	.14	-	.13	.14	.12	-	.13
Bus Fare (within Town).....	Trip	-	-	-	.50	-	-	-	-	-	-	.75
Taxi Fare.....	Trip	-	.70	-	.90	-	-	-	-	1.00	-	.78
Air Plane (To Addis Ababa).....	Trip	-	-	-	411.90	-	-	-	-	-	-	417.63
Animal Transport fare.....	Trip	-	-	-	-	-	38.33	-	-	-	-	29.00
Cart Fare.....	Trip	-	1.00	1.50	-	-	-	-	1.00	.50	.50	.66
Train Fare.....	Trip	-	-	-	-	-	-	-	-	-	-	-
Service Charge (Motor oil change)...	Once	-	-	-	-	-	-	-	-	-	-	-

**COMMUNICATION**

Telephone Charge (with town).....	Period	.20	.20	-	.20	-	-	.25	.20	-	-	.20
Telephone Charge to Addis Ababa.....	Period	1.40	-	1.40	-	1.50	1.40	1.40	4.40	-	-	2.73
Telephone Line Installation Charge..	Once	283.30	283.30	283.30	283.40	283.30	-	283.70	283.65	283.00	283.30	283.96

**ENTERTAINMENT AND EDUCATION**

**EQUIPMENT AND ACCESSORIES**

T.V. Set Philips 21 inch(Colored).....	No	-	2975.00	-	2650.00	-	-	-	-	-	-	2654.00
Cassette Recorded Original(Local Music)No	9.00	9.00	9.00	10.00	10.00	10.00	9.67	10.00	9.00	10.00	10.00	9.57
Radio Set Philips 3 Band.....	No	-	141.67	-	88.33	-	166.67	83.33	118.33	165.00	140.00	137.00
Tape Recorder National (2 Speaker)....	No	350.00	-	130.00	131.67	180.00	275.00	171.67	148.33	-	-	208.24
Expense for Photograph(Passport size)4Pho	-	-	4.00	4.00	5.00	-	4.00	4.00	4.00	5.00	5.00	3.96

Table 3 : Average Retail Price of Goods and Services by Region and Selected Market Places - Group 3 Market Places (Cont'd)

August 2006  
Nehase 1998

ITEM	UNIT	R E G I O N   A N D   M A R K E T   P L A C E S										AMHARA AVERAGE
		A M H A R A										
		Mota	Debre- markos	Adete	Bahir- Dar	Sekota	Ame Work	Danigla	Chagni	Kemise	Bati	
P R I C E   I N   B I R R												
Newspaper (Addis Zemen)..... No	-	-	-	-	-	-	-	-	-	2.00	-	2.25
Theater Entrance Fee ..... Once	-	-	-	12.00	-	-	-	-	-	-	-	13.50
<b>EDUCATION</b>												
Exercise Book (50 Leaves) Local..... No	1.83	2.00	-	1.97	2.00	-	2.00	2.33	2.25	2.00	2.09	
Pencil (China)..... No	.25	.25	.25	.23	.25	.27	.25	.30	.22	.23	.26	
Ball Point-Bic England..... No	1.37	1.40	1.38	1.25	1.25	1.25	1.40	1.50	1.43	1.27	1.30	
Day School Fee-Public(Grade 7 & 8)..Month	-	-	-	-	-	-	-	-	-	-	-	
Day School Fee-Private(Grade 9-12)..Month	-	-	-	-	-	-	-	-	-	-	-	
Night School Fee-Government(Gr.9-12)Month	-	-	-	20.00	-	-	-	-	-	28.50	-	23.50
School Uniform Fee ..... No	-	-	-	-	-	-	-	60.00	41.67	-	-	56.50
Night School Fee-Private(Grade9-12)..Month	-	-	-	-	-	-	-	-	-	-	-	
<b>PERSONAL CARE AND EFFECTS</b>												
<b>PERSONAL CARE</b>												
Lux Toilet Soap..... 90gm	2.25	1.97	2.25	2.06	2.25	-	1.73	2.25	2.25	2.25	2.20	
Blade-TOPAZ..... No	.25	.20	.20	.25	.25	.28	.20	.30	.35	.38	.27	
Hair Dressing (Traditional)..... No	-	1.50	3.50	7.67	2.50	2.00	3.33	3.67	2.67	3.50	3.11	
Hair Dressing (Modern)..... No	10.00	7.00	7.00	10.00	10.00	-	7.50	8.33	8.00	10.00	8.02	
Barbery (Mens Hair Cut)..... No	2.00	3.00	2.00	4.33	3.00	3.00	2.00	3.00	2.00	2.33	2.90	
Paraffin Hair Oil..... 330cc	8.00	7.50	8.25	8.25	8.00	8.50	7.83	8.00	7.83	7.33	7.77	
Zenith Hair Oil..... 330cc	8.00	-	6.60	6.60	8.00	9.00	6.60	6.60	7.83	7.17	7.48	
Shaving Machine (medium) ..... No	-	-	-	-	-	-	-	-	-	-	53.25	
Perfume ..... CC	20.00	25.00	26.67	25.00	28.00	19.29	33.33	37.67	56.33	24.33	28.96	
<b>PERSONAL EFFECTS</b>												
Umbrella-Men Medium (Local)..... No	15.67	-	14.00	-	19.00	15.67	16.33	14.33	14.33	15.67	17.32	

Table 3 : Average Retail Price of Goods and Services by Region and Selected Market Places - Group 3 Market Places (Cont'd)

August 2006  
Nehase 1998

ITEM	UNIT	R E G I O N   A N D   M A R K E T   P L A C E S										AMHARA AVERAGE
		A M H A R a										
		Mota	Debre- markos	Adete	Bahir- Dar	Sekota	Amde Work	Danigla	Chagni	Kemise	Bati	
P R I C E   I N   B I R R												
Umbrella-Women Medium (Imported).....	No	14.67	15.33	16.00	25.00	20.67	16.67	17.67	16.67	19.33	17.67	18.11
Hand Bag (Imported Synthetic).....	No	-	-	-	51.00	36.00	-	46.67	33.33	40.00	43.33	43.32
Belt (Local) Machine Made.....	No	-	-	-	46.00	22.33	-	18.33	16.67	-	-	25.62
Belt (Local) Hand Made.....	No	-	-	-	-	-	-	-	-	-	-	4.56
<b>JEWELLERY</b>												
Seiko-21 Jewels Automatic (Men).....	No	-	-	-	475.00	-	-	-	-	-	-	475.00
Seiko-21 Jewels Automatic (Women).....	No	-	-	-	-	-	-	-	-	-	-	375.00
Earrings (4gm 18 carat Local).....	Pair	-	706.67	-	640.00	-	-	680.00	680.00	-	613.33	614.92
Neck Laces (6gm 21 carat Imported)....	No	-	1185.00	-	1100.00	-	-	1140.00	1140.00	-	1100.00	1089.20
Rings (4gm 18 carat Local).....	No	-	706.67	-	640.00	-	-	680.00	680.00	-	613.33	638.46
Bracelet 20gm (18 carat Local).....	No	-	3533.33	-	-	-	-	3400.00	3400.00	-	3066.67	3021.74
<b>LIVESTOCK AND DRAUGHT ANIMALS</b>												
<b>LIVESTOCK</b>												
Sheep (10-15Kg).....	No	131.67	183.33	148.33	175.00	190.00	151.67	170.00	146.67	120.00	116.67	168.08
Goat (10-15Kg).....	No	115.00	135.00	119.33	135.00	161.67	135.00	147.67	165.00	125.00	130.00	139.31
Heifer (2-4 Years).....	No	-	793.33	783.33	635.00	966.67	-	723.33	593.33	500.00	700.00	717.07
Cow (4 Years and Above).....	No	916.67	1053.33	950.00	916.67	853.33	-	885.75	1550.00	1266.67	1416.67	1054.69
Bull (2-4 Years).....	No	-	660.00	950.00	746.67	783.33	-	753.33	716.67	666.67	1800.00	848.60
Ox (4 Years and Above).....	No	1156.67	1776.67	1383.33	2316.67	1333.33	-	1256.67	2050.00	2833.33	2866.67	1669.21
Hen (Indigenous).....	No	15.67	14.67	15.50	15.33	12.00	9.33	14.00	15.67	11.00	13.00	13.33
Cock (Indigenous).....	No	16.33	18.67	19.00	17.33	13.00	7.67	17.50	18.33	16.33	15.00	16.08
<b>DRAUGHT ANIMALS</b>												
Donkey.....	No	331.67	546.67	520.00	366.67	360.00	410.00	473.33	565.00	446.67	260.00	428.37
Horse.....	No	-	1223.33	-	-	-	-	-	550.00	-	-	1045.00

Table 3 : Average Retail Price of Goods and Services by Region and Selected Market Places - Group 3 Market Places (Cont'd)

August 2006  
Nehase 1998

ITEM	UNIT	R E G I O N   A N D   M A R K E T   P L A C E S										AMHARA AVERAGE
		A M H A R a										
		Mota	Debre- markos	Adete	Bahir- Dar	Sekota	Ande Work	Danigla	Chagni	Kemise	Bati	
		P R I C E   I N   B I R R										
Mule.....	No	-	-	-	916.67	-	-	1383.33	-	-	-	1553.16
<b>FARM EQUIPMENT (INDUSTRIAL PRODUCT)</b>												
Sickel.....	No	20.00	15.00	22.00	12.67	-	-	24.00	22.00	5.67	12.00	18.10
Pick Axe ('Doma').....	No	24.67	24.33	28.00	23.67	14.33	-	25.00	25.00	23.33	23.00	22.12
'Gejera'.....	No	-	25.00	-	20.00	-	-	25.00	-	34.33	25.00	24.39
<b>FARM EQUIPMENT (HAND MADE)</b>												
'Mofer'.....	No	-	-	-	-	13.33	-	-	-	46.67	-	31.41
'Kember'.....	No	-	-	14.00	-	10.00	-	6.33	-	10.00	7.67	12.24
'Digr'.....	No	-	-	2.08	-	4.00	-	-	-	14.33	-	3.42
Plough.....	No	20.67	38.33	26.67	19.67	27.00	31.33	15.33	21.33	27.67	24.33	26.33
Sickel.....	No	-	3.75	-	3.33	-	-	-	2.00	6.00	6.83	3.95
'Wegel'.....	No	4.67	5.50	3.67	3.67	6.00	7.00	3.17	4.00	6.00	5.00	5.36
'Erfe'.....	No	-	-	-	-	3.67	-	-	-	-	-	4.43
<b>MISCELLANEOUS GOODS AND SERVICES</b>												
Coffin (Medium Quality).....	No	280.00	113.33	175.00	283.33	-	-	-	233.33	-	-	229.13
Charge for Money order .....	Once	2.60	2.60	-	2.60	-	-	2.60	2.65	-	-	3.39
Charge for Visa (for person).....	No	-	-	-	-	-	-	-	-	-	-	-

# **Group 4**

# **Market Places**

**(Ghimbi, Dembi Dolo, Shambu, Nekemte, Bedele, Metu, Jima, Agaro,  
Ambo, Weliso, Ejere and Fiche.)**



Table 4 : Average Retail Price of Goods and Services by Region and Selected Market Places - Group 4 Market Places (Cont'd)

August 2006  
Nehase 1998

ITEM	UNIT	R E G I O N   A N D   M A R K E T   P L A C E S											
		O R O M I Y A											
		Ghimbi	Dembi-dolo	Shambu	Nekemte	Bedele	Metu	Jimma	Agaro	Ambo	Weliso	Ejere	Fiche
P R I C E   I N   B I R R													
<b>CEREALS UNMILLED</b>													
'Teff' White .....	Kg	3.52	3.75	3.26	3.10	3.70	3.82	4.07	3.87	3.68	4.71	4.05	4.51
'Teff' Mixed.....	Kg	3.00	3.38	2.93	2.98	3.23	3.43	3.41	3.40	3.54	3.28	3.78	3.94
'Teff' Black (Red).....	Kg	2.92	-	2.53	2.88	3.00	3.27	3.29	3.10	3.23	2.98	3.41	3.79
Wheat White.....	Kg	2.40	-	2.27	-	3.20	2.75	2.91	2.53	2.89	3.46	3.34	4.28
Wheat Mixed.....	Kg	-	2.89	2.20	2.64	-	2.50	2.66	2.28	2.83	3.34	-	4.18
Wheat Black.....	Kg	2.43	-	-	-	3.00	2.50	-	-	3.00	-	3.79	4.42
Barley White.....	Kg	3.75	-	1.90	2.46	3.10	3.50	2.63	2.53	2.96	2.50	-	2.91
Barley Mixed.....	Kg	-	3.48	1.72	1.85	2.87	2.50	2.53	2.27	2.52	2.33	2.14	1.78
Barley Black.....	Kg	2.22	-	-	-	2.87	2.50	2.47	2.30	2.83	2.06	-	3.10
Barley for Beer.....	Kg	-	-	-	-	-	-	-	-	-	-	-	-
Maize.....	Kg	1.52	1.14	1.36	1.46	1.60	1.52	1.63	1.43	1.87	1.89	1.60	2.00
Durrah.....	Kg	1.59	-	-	1.93	-	-	-	-	-	1.83	1.68	2.88
Sorghum Yellow.....	Kg	-	-	-	-	-	-	2.90	-	-	2.20	2.06	3.39
Sorghum White.....	Kg	1.62	-	-	-	2.00	1.62	2.65	1.43	2.83	2.40	2.21	2.15
Sorghum Red.....	Kg	1.58	1.33	-	1.64	1.53	1.63	-	1.37	1.83	1.69	-	-
African Millet.....	Kg	1.93	1.79	-	1.59	1.83	2.33	2.09	2.07	3.04	3.00	-	-
Rice.....	Kg	5.33	6.00	5.17	5.00	-	5.50	5.00	5.00	5.50	5.00	-	5.00
Oats.....	Kg	-	-	3.26	-	-	4.00	-	3.50	-	-	-	-
Hulled Barley.....	Kg	-	-	-	-	-	-	-	-	-	-	-	5.67
<b>CEREALS MILLED</b>													
'Teff' White.....	Kg	-	-	-	-	-	-	-	-	-	-	-	-
'Teff' Mixed.....	Kg	-	-	-	-	-	-	-	-	-	-	-	-
'Teff' Black (Red).....	Kg	-	-	-	-	-	-	-	-	-	-	-	4.78
Wheat White.....	Kg	-	-	-	-	-	-	-	-	-	-	-	6.88
Wheat Mixed.....	Kg	-	-	-	-	-	-	-	-	-	-	-	-
Barley White.....	Kg	-	-	-	5.00	-	-	-	-	-	-	-	-

Table 4 : Average Retail Price of Goods and Services by Region and Selected Market Places - Group 4 Market Places (Cont'd)

August 2006  
Nehase 1998

ITEM	UNIT	R E G I O N   A N D   M A R K E T   P L A C E S											
		O R O M I Y A											
		Ghimbi	Dembi-dolo	Shambu	Nekemte	Bedele	Metu	Jimma	Agaro	Ambo	Weliso	Ejere	Fiche
P R I C E   I N   B I R R													
Barley Mixed.....	Kg	-	-	-	4.83	-	-	-	-	-	-	-	-
Maize.....	Kg	-	-	-	1.44	1.63	2.26	2.21	1.80	-	2.06	-	-
Oats.....	Kg	4.83	-	-	5.00	-	5.00	-	-	5.00	4.17	-	5.67
Sorghum.....	Kg	-	-	-	-	-	-	-	-	-	-	-	-
Durrah.....	Kg	-	-	-	-	-	-	-	-	-	-	-	3.93
'Furno Duket' Locally Processed..	Kg	4.50	5.00	5.00	4.33	4.83	5.00	4.33	4.50	4.50	4.38	4.50	4.17
<b>PULSES UNMILLED</b>													
Horse Beans.....	Kg	3.50	3.26	2.73	3.46	3.80	4.00	3.52	4.00	3.34	3.46	3.47	3.77
Peas White.....	Kg	-	-	-	-	-	3.75	-	-	-	-	-	5.26
Peas Black.....	Kg	-	-	-	-	-	-	3.38	3.50	3.30	3.24	-	5.54
Peas Mixed.....	Kg	3.50	4.44	3.30	-	3.87	3.75	3.52	3.33	3.34	3.30	3.83	4.95
Soya Beans.....	Kg	-	-	-	-	-	-	-	-	-	-	-	-
Chick Peas.....	Kg	5.17	4.15	3.67	4.10	3.50	3.50	4.00	4.50	4.26	3.55	3.91	4.49
Lentils.....	Kg	5.17	6.33	6.00	6.00	6.00	5.50	5.33	4.50	5.11	5.18	-	5.56
Haricot Beans.....	Kg	-	2.07	-	-	-	1.95	-	3.50	-	-	-	-
Lima Beans.....	Kg	-	1.74	-	-	-	-	2.91	-	-	-	-	2.06
Vetch.....	Kg	-	-	-	2.39	3.00	2.75	2.31	2.35	2.18	1.94	1.90	3.11
Fenugreek.....	Kg	11.67	10.33	11.00	10.00	10.00	12.00	13.33	9.00	12.91	-	-	9.09
<b>PULSES MILLED OR SPLIT</b>													
Horse Beans Milled.....	Kg	-	-	-	-	-	-	4.83	6.00	-	-	-	5.63
Peas Milled.....	Kg	5.50	-	-	6.33	-	5.00	7.67	-	8.00	-	-	7.83
Chick Peas Milled.....	Kg	-	-	-	-	-	-	-	-	-	-	-	-
Mixed Pulses Milled.....	Kg	4.00	6.00	5.04	4.43	3.86	4.50	4.83	-	-	-	-	-
Vetch Milled.....	Kg	-	-	-	4.30	-	4.00	4.33	-	4.85	-	-	-
Peas Split.....	Kg	5.67	6.33	6.00	6.33	4.83	5.00	5.50	4.83	5.50	4.36	6.50	5.83
Peas Split(Roasted).....	Kg	-	-	-	5.25	-	-	-	-	-	5.17	-	-

Table 4 : Average Retail Price of Goods and Services by Region and Selected Market Places - Group 4 Market Places (Cont'd)

August 2006  
Nehase 1998

ITEM	UNIT	R E G I O N   A N D   M A R K E T   P L A C E S											
		O R O M I Y A											
		Ghimbi	Dembidolo	Shambu	Nekemte	Bedele	Metu	Jimma	Agaro	Ambo	Weliso	Ejere	Fiche
P R I C E   I N   B I R R													
Horse Beans Split(Roasted).....	Kg	-	-	-	-	-	-	-	-	-	6.50	-	-
Lentils Split.....	Kg	7.33	7.50	7.00	7.67	7.17	7.17	8.00	6.67	8.00	7.67	7.33	6.83
Vetch Split(Roasted).....	Kg	-	-	-	-	-	-	-	-	-	-	-	-
Chick Peas Split(Roasted).....	Kg	-	-	-	-	-	-	-	-	-	-	-	-
Fenugreek Milled.....	Kg	-	14.00	28.00	17.33	12.00	16.00	18.00	10.33	-	21.33	20.00	18.52
<b>OIL SEEDS</b>													
Niger Seed.....	Kg	3.55	4.68	3.31	-	3.50	4.00	4.00	3.50	5.09	5.48	-	5.53
Linseed White.....	Kg	-	-	-	-	-	-	-	-	4.01	-	-	-
Linseed Black.....	Kg	-	5.36	-	-	3.50	4.00	4.00	3.50	4.23	5.01	-	4.91
Sesame Seed.....	Kg	-	6.12	-	-	6.50	4.00	6.33	5.50	-	-	-	6.25
Sunflower.....	Kg	-	-	-	-	4.00	4.00	3.33	3.50	-	3.50	-	3.16
Castor Beans.....	Kg	-	-	-	-	-	-	-	-	-	-	6.58	-
Rape Seed.....	Kg	3.67	2.53	2.37	4.61	3.50	3.00	3.33	3.00	3.75	-	-	3.64
Ground Nut Shelled.....	Kg	5.83	7.50	-	5.00	-	6.50	6.50	-	6.00	7.83	-	8.00
<b>PREPARED CEREAL PRODUCTS</b>													
Spaghetti (Local) Without Egg....	Kg	6.00	10.00	9.00	10.00	-	6.00	9.17	-	9.00	9.00	-	9.33
Pastini.....	Kg	11.00	10.00	10.00	9.00	9.00	10.00	16.00	-	8.00	8.00	-	8.67
Macaroni (Local) Without Egg....	Kg	6.00	6.00	-	5.50	6.00	6.00	6.00	5.33	6.00	5.50	6.00	5.67
'Fafa' Flour.....	kg	-	-	-	9.33	-	12.00	-	-	11.00	10.00	6.00	-
'Dube' Flour.....	kg	-	-	-	-	-	6.00	-	-	-	5.67	-	-
<b>BREAD AND OTHER PREPARED FOODS</b>													
'Enjera' ('Teff' Mixed).....	325gm	1.60	.83	.98	.39	.51	.76	1.49	1.22	.96	.80	.90	.99
'Dabo' (Traditional Ambasha)..	350gm	-	-	.82	-	-	.62	-	-	.78	.64	1.59	.77
'Dabo' (Traditional Sheleto)..	350gm	.85	-	-	.26	-	-	.75	.60	.94	.68	-	-

Table 4 : Average Retail Price of Goods and Services by Region and Selected Market Places - Group 4 Market Places (Cont'd)

August 2006  
Nehase 1998

ITEM	UNIT	R E G I O N   A N D   M A R K E T   P L A C E S											
		O R O M I Y A											
		Ghimbi	Dembidolo	Shambu	Nekemte	Bedele	Metu	Jimma	Agaro	Ambo	Weliso	Ejere	Fiche
P R I C E   I N   B I R R													
Bread Wheat (Bakery).....	350gm	3.01	2.02	1.66	1.81	1.24	1.75	1.75	1.28	1.42	1.65	1.32	1.35
Biscuits .....	150gm	3.00	3.00	3.00	2.73	2.14	2.73	2.05	3.00	-	-	-	-
<b>MEAT</b>													
Beef .....	Kg	18.85	15.65	20.00	26.00	24.00	23.33	25.00	22.00	24.00	26.00	-	30.00
Camel Meat .....	Kg	-	-	-	-	-	-	-	-	-	-	-	-
<b>FISH AND FISH PRODUCTS</b>													
Fish Fresh.....	Kg	-	-	-	-	-	-	-	-	-	-	-	-
Sardines (Imported).....	125gm	9.17	-	-	-	-	-	7.67	-	7.33	6.33	-	-
<b>DIARY PRODUCTS AND EGG</b>													
Cow Milk (Unpasteurized).....	Lt	3.03	2.88	2.86	3.03	3.03	3.03	-	3.03	4.00	2.80	-	2.00
Cow Milk (pasteurized).....	Lt	-	-	-	-	-	-	6.00	-	-	-	-	-
Camel Milk.....	Lt	-	-	-	-	-	-	-	-	-	-	-	-
Goat Milk.....	Lt	-	-	-	-	-	-	-	-	-	-	-	-
Powdered Milk (Edget).....	450gm	-	-	-	-	-	-	-	-	-	-	-	-
Yoghurt (Traditional).....	Lt	5.00	6.15	-	4.43	4.63	4.29	4.00	-	4.00	6.72	-	3.85
Cheese Cottage.....	Kg	-	-	-	-	-	3.26	5.16	9.70	-	7.84	-	7.52
Egg (Traditional).....	Dozen	8.00	10.80	5.60	6.00	6.00	6.00	8.00	5.20	4.80	5.20	5.60	6.00
<b>OILS AND FATS</b>													
Butter Unrefined.....	Kg	25.00	24.67	24.00	25.00	25.00	26.33	28.00	30.00	25.67	47.06	29.25	24.00
Cooking Oil (Imported).....	Lt	13.00	14.00	13.00	14.00	14.17	14.67	13.67	13.00	14.00	13.50	13.00	13.17
Cooking Oil (Local).....	Lt	-	10.18	14.33	10.00	12.00	10.00	11.67	10.00	10.00	10.00	10.00	10.83

Table 4 : Average Retail Price of Goods and Services by Region and Selected Market Places - Group 4 Market Places (Cont'd)

August 2006  
Nehase 1998

ITEM	UNIT	R E G I O N   A N D   M A R K E T   P L A C E S											
		O R O M I Y A											
		Ghimbi	Dembi-dolo	Shambu	Nekemte	Bedele	Metu	Jimma	Agaro	Ambo	Weliso	Ejere	Fiche
P R I C E   I N   B I R R													
<b>VEGETABLES AND FRUITS</b>													
<b>VEGETABLES (FRESH)</b>													
Ethiopian Kale.....	Kg	.40	.27	.31	.58	.19	.35	1.68	1.01	.43	.59	.43	1.40
Cabbage.....	Kg	2.00	.59	.71	1.45	3.29	.92	1.13	.98	.71	.85	-	1.21
Lettuce.....	Kg	-	1.78	-	-	-	-	5.90	2.07	-	1.29	-	-
Spinach.....	Kg	-	.26	-	-	-	-	.99	-	.96	.90	-	2.00
Carrot.....	Kg	2.28	.72	1.25	1.22	3.11	1.63	1.35	.99	1.24	1.53	-	1.75
Tomatoes.....	Kg	5.17	-	-	4.67	3.13	3.96	6.69	4.79	1.64	5.38	-	3.03
Onions.....	Kg	2.50	2.62	3.00	2.50	4.80	2.69	3.30	2.73	2.42	2.95	3.00	3.21
Garlics.....	Kg	8.00	8.74	10.05	6.67	-	5.11	9.14	4.97	-	8.01	-	-
Leeks.....	Kg	-	-	-	2.00	-	-	-	-	2.00	3.38	-	3.39
Pepper Green.....	Kg	3.85	8.86	2.06	8.33	2.15	4.77	2.64	1.55	5.04	4.91	1.94	2.69
Pumpkin.....	Kg	-	1.22	1.10	-	-	.23	-	-	.68	.88	-	.54
Green Peas.....	Kg	-	-	-	-	-	-	5.57	-	-	2.96	-	-
Beet Root.....	Kg	1.07	.74	.98	1.64	1.52	1.65	.75	.81	1.05	.99	.55	1.65
Cauliflower.....	Kg	-	-	-	-	-	-	-	-	-	-	-	-
<b>FRUITS FRESH</b>													
Banana.....	Kg	1.70	3.83	4.00	2.91	-	-	3.00	1.45	3.50	3.50	1.77	3.00
Orange.....	Kg	-	-	5.00	5.00	-	-	4.83	-	4.67	4.50	-	2.50
Lemon.....	Kg	-	-	2.06	1.18	1.22	.89	2.78	.88	2.33	-	.87	3.54
Tangerine.....	Kg	-	-	-	-	-	-	-	-	-	-	-	-
Papaya.....	Kg	-	-	-	-	-	.88	1.60	.83	-	2.02	-	-
Grapes.....	Kg	-	-	-	-	-	-	-	-	-	-	-	-
Avocado.....	Kg	-	4.73	-	4.00	-	-	4.00	3.50	4.50	-	-	-
Mango.....	Kg	-	-	-	-	-	-	2.83	2.33	-	2.03	-	5.43
Cactus.....	Kg	-	-	-	-	-	-	-	-	-	-	-	-

Table 4 : Average Retail Price of Goods and Services by Region and Selected Market Places - Group 4 Market Places (Cont'd)

August 2006  
Nehase 1998

ITEM	UNIT	R E G I O N   A N D   M A R K E T   P L A C E S											
		O R O M I Y A											
		Ghimbi	Dembi-dolo	Shambu	Nekemte	Bedele	Metu	Jimma	Agaro	Anbo	Weliso	Ejere	Fiche
P R I C E   I N   B I R R													
<b>SPICES</b>													
Pepper Whole.....	Kg	-	5.67	8.00	7.00	7.50	5.33	12.33	5.67	8.00	7.67	9.67	12.00
Black Pepper(Local).....	Kg	12.33	-	10.00	-	-	-	-	-	7.67	-	-	-
Long Pepper(Local).....	Kg	13.33	-	13.00	-	-	-	7.33	6.00	12.67	12.33	-	-
White Cumin(Bishop's Weed)Local..	Kg	5.33	8.67	9.67	9.00	10.00	6.00	10.00	9.67	9.67	9.00	10.00	7.83
Black Cumin(Local).....	Kg	13.33	12.67	14.00	14.33	10.00	12.00	14.00	12.00	14.83	10.33	16.00	13.33
Ginger Dry(Local).....	Kg	-	-	-	-	-	-	-	-	12.75	10.00	-	12.00
Ginger Wet(Local).....	Kg	3.07	3.13	3.46	3.21	3.20	4.43	6.04	3.10	2.17	2.67	2.67	2.33
Cloves(Imported).....	Kg	54.00	53.50	60.00	55.33	65.00	55.00	52.50	48.00	58.67	56.67	60.00	52.00
Cinnamon(Imported).....	Kg	20.67	23.00	20.67	31.00	-	25.67	22.50	18.67	18.67	21.33	20.00	19.33
Cardamon(Local).....	Kg	20.67	22.00	22.00	24.00	18.67	15.33	20.00	16.00	21.33	11.67	20.00	19.33
Tumeric Flour(Local).....	Kg	3.83	4.67	3.67	3.33	4.50	3.50	6.00	3.50	3.50	3.00	6.00	3.92
Chillies Whole.....	Kg	10.42	-	-	5.48	10.00	7.00	10.00	8.00	11.33	8.33	-	12.33
Basil Dry.....	Kg	7.00	-	10.00	9.00	8.00	6.00	11.00	3.50	9.33	7.17	-	8.00
<b>POTATOES, OTHER TUBERS AND STEMS</b>													
Potato.....	Kg	1.50	.89	1.06	1.11	1.90	1.95	2.00	1.54	1.02	1.15	.86	1.96
Sweet Potato.....	Kg	-	1.21	-	-	-	-	.70	-	.85	.64	-	.98
'Kocho' (Unprocessed).....	Kg	-	-	-	-	-	1.18	1.43	1.77	1.63	1.76	-	-
'Bula'.....	Kg	-	-	-	-	-	2.86	2.88	3.96	3.90	1.88	-	-
<b>COFFEE, TEA, CHAT AND BUCK-THORN LEAVES</b>													
Tea Leaves(Local).....	100gm	2.00	2.00	2.00	1.00	2.00	2.00	2.00	2.00	2.00	2.00	2.00	2.00
Coffee Whole.....	Kg	5.42	-	-	8.00	6.50	6.50	-	7.00	-	9.03	-	-
Coffee Beans.....	Kg	15.00	-	18.67	17.00	16.00	15.33	15.67	15.00	18.00	19.33	20.00	19.33
Coffee Leaves.....	Kg	-	-	-	-	-	-	-	-	-	-	-	-
Buck Thorn Leaves.....	Kg	-	4.79	3.45	-	2.28	2.24	-	3.97	3.96	-	5.85	5.11

Table 4 : Average Retail Price of Goods and Services by Region and Selected Market Places - Group 4 Market Places (Cont'd)

August 2006  
Nehase 1998

ITEM	UNIT	R E G I O N   A N D   M A R K E T   P L A C E S											
		O R O M I Y A											
		Ghimbi	Dembi-dolo	Shambu	Nekemte	Bedele	Metu	Jimma	Agaro	Ambo	Weliso	Ejere	Fiche
P R I C E   I N   B I R R													
'Chat'.....	Kg	6.60	13.38	6.76	16.92	9.16	4.94	10.92	11.67	9.08	5.40	-	3.17
Malt-Barley.....	Kg	3.20	-	-	3.65	1.79	-	-	2.08	-	3.62	-	4.69
Malt-Wheat.....	Kg	-	-	-	-	-	-	-	2.17	3.98	3.25	-	5.06
<b>OTHER FOOD ITEMS</b>													
Salt.....	Kg	1.23	1.50	-	1.50	2.00	2.00	1.50	1.42	1.22	1.25	1.20	1.23
Sugar.....	Kg	8.17	9.00	9.00	8.17	8.50	8.83	8.00	7.83	8.00	8.00	8.00	7.83
Honey.....	Kg	10.81	15.00	-	15.67	16.00	13.00	15.00	13.33	22.00	-	-	16.50
Canned Tomato (Local).....	410gm	6.00	6.67	8.79	6.17	6.33	6.00	6.67	7.00	6.00	7.32	-	5.31
<b>FOOD TAKEN AWAY FROM HOME</b>													
Cup of Tea.....	No	.42	.50	.50	.53	.50	.50	.50	.50	.50	.50	.53	.60
Cup of Coffee.....	No	.92	1.00	1.00	1.00	1.00	1.00	1.00	.80	1.00	1.00	-	1.25
Cup of Milk.....	No	1.00	1.00	1.00	1.25	1.00	1.00	1.00	1.00	1.00	1.00	-	1.25
'Key Wot Yebere'.....	One Meal	6.00	6.00	-	-	6.00	6.00	6.33	-	6.00	6.67	-	-
'Key Wot Yebeg/Yefyel'.....	One Meal	6.00	6.00	7.00	9.00	6.00	6.00	7.00	-	7.00	7.67	-	7.00
<b>COST OF MILLING</b>													
Cereals.....	100Kg	10.00	14.17	7.67	15.00	10.00	12.00	14.71	10.00	9.33	10.00	-	10.00
Pulses.....	100Kg	10.00	14.17	10.00	15.00	10.00	15.00	15.00	-	13.33	10.00	-	10.00
Pepper Whole.....	100Kg	100.00	93.33	50.00	75.00	50.00	58.33	125.00	60.00	70.00	56.67	-	50.00
<b>BEVERAGES - NON ALCOHOLIC</b>													
Ambo Mineral Water.....	500cc	2.17	2.75	2.50	2.00	2.00	2.83	2.42	2.33	1.50	2.00	2.33	1.50
Bure Mineral Water.....	500cc	-	-	-	2.00	-	-	-	-	-	2.00	-	-
Coca Cola/Fanta.....	300cc	3.00	2.92	2.50	2.50	2.50	3.00	2.33	2.00	1.75	2.00	2.25	2.00

Table 4 : Average Retail Price of Goods and Services by Region and Selected Market Places - Group 4 Market Places (Cont'd)

August 2006  
Nehase 1998

ITEM	UNIT	R E G I O N   A N D   M A R K E T   P L A C E S											
		O R O M I Y A											
		Ghimbi	Dembi-dolo	Shambu	Nekemte	Bedele	Metu	Jimma	Agaro	Ambo	Weliso	Ejere	Fiche
P R I C E   I N   B I R R													
Pepsi Cola/Mirinda.....	300cc	3.00	2.92	2.50	2.50	2.50	3.00	2.33	2.50	1.75	2.00	2.50	2.00
<b>BEVERAGES - ALCOHOLIC</b>													
Araki (Local).....	900cc	21.67	24.33	27.33	25.67	29.00	27.33	18.00	26.67	20.00	17.00	26.67	18.33
Cognac (Local).....	900cc	21.67	23.00	-	-	-	-	18.00	-	20.00	19.67	-	17.00
Brandy (Local).....	900cc	21.67	-	-	-	-	-	18.00	-	20.00	19.67	-	-
Gin (Local).....	900cc	21.67	24.67	27.33	26.00	29.00	27.33	18.00	26.67	20.00	17.00	26.67	18.33
Saris Wine (Normal).....	750cc	18.00	15.67	9.00	17.33	7.50	8.05	13.67	15.00	9.00	6.67	-	7.25
'Katikalla'.....	Lt	5.00	5.74	10.00	6.83	8.48	5.56	13.13	12.50	-	12.50	12.04	9.17
Beer (Bedele).....	330cc	3.50	3.50	4.00	3.50	2.75	3.00	3.50	3.17	3.50	3.50	-	4.00
Beer (Harar).....	330cc	3.50	-	-	3.50	-	-	3.50	-	3.50	3.50	4.00	4.00
Beer (Meta Abo).....	330cc	3.67	-	4.00	3.50	-	-	3.50	-	4.00	3.83	4.00	4.00
'Tella'.....	Lt	1.00	1.20	.86	1.00	.83	.67	.71	.72	.60	.74	.82	1.08
'Tej' (Mead).....	Lt	2.50	3.33	2.88	2.00	2.22	2.03	3.33	2.50	2.31	2.78	1.71	3.00
<b>CIGARETTES AND TOBACCO</b>													
<b>CIGARETTES</b>													
Nyala.....	Packet	4.00	4.00	3.23	4.00	4.00	4.00	4.00	4.00	4.00	4.00	3.25	4.00
Gissila.....	Packet	1.00	-	1.30	1.00	1.00	1.00	-	1.00	1.00	-	1.00	1.50
Rothmans.....	Packet	10.00	-	-	-	10.00	10.00	9.50	10.00	10.00	10.00	10.00	10.00
<b>TOBACCO</b>													
'Gaya'.....	Kg	-	9.87	-	-	-	12.88	-	-	21.67	-	9.40	4.23
<b>CLOTHING AND FOOT WEAR</b>													

Table 4 : Average Retail Price of Goods and Services by Region and Selected Market Places - Group 4 Market Places (Cont'd)

August 2006  
Nehase 1998

ITEM	UNIT	R E G I O N   A N D   M A R K E T   P L A C E S											
		O R O M I Y A											
		Ghimbi	Dembi-dolo	Shambu	Nekemte	Bedele	Metu	Jimma	Agaro	Ambo	Weliso	Ejere	Fiche
P R I C E   I N   B I R R													
<b>CLOTHING</b>													
Abujedid(Akaki/Bahir Dar)91cm. Meter	-	5.00	-	6.00	-	6.00	-	-	-	5.50	-	-	-
Abujedid(Komb./Arba Min.)150cm Meter	9.67	8.00	-	9.00	9.00	9.33	8.00	9.00	9.00	8.83	8.33	8.33	8.33
Khaki(S-10,000 Twil)110cm..... Meter	-	-	-	-	-	-	-	-	-	-	-	-	-
Khaki(Akaki)91cm..... Meter	-	-	-	-	-	-	-	-	-	-	-	-	-
Wool-England 100%..... Meter	-	-	-	-	-	-	-	-	-	-	-	-	-
Tetron(Arba Minch)..... Meter	-	-	20.00	-	-	23.50	-	-	-	18.00	28.00	-	-
Poplin(Dire Dawa)105cm..... Meter	-	7.00	-	7.00	-	8.67	-	-	-	-	-	-	4.00
Poplin(Komb./Arba Minch)150cm. Meter	12.00	12.00	-	12.00	12.00	11.67	13.00	-	12.00	10.00	-	-	11.00
Nylon(Mojo)..... Meter	-	-	-	7.00	-	-	-	-	-	-	-	10.00	-
Polyster(Arba Minch/Awasa).... Meter	-	-	-	-	-	-	-	-	-	-	-	-	-
Jersi..... Meter	-	-	-	-	-	-	-	-	-	-	-	-	-
Cotton..... Kg	-	-	5.50	6.33	-	-	9.00	8.00	7.00	-	-	-	6.00
Hisufi ..... Meter	-	-	-	-	-	-	-	-	-	22.00	28.00	-	-
Kefay ..... Meter	-	-	-	-	-	30.00	-	-	-	-	18.00	-	-
<b>COST OF TAILORING</b>													
Woolen Suit (Men)..... No	226.67	-	-	293.33	-	300.00	310.00	276.67	266.67	300.00	-	-	226.67
Khaki Suit (Men)..... No	33.33	-	-	-	-	93.33	56.67	-	46.67	-	41.67	26.67	26.67
Khaki Suit (Boys)..... No	18.33	-	-	-	-	53.33	33.33	-	21.67	-	25.00	16.00	16.00
Tateron Suit (Men) ..... No	33.33	-	-	-	50.00	-	56.67	-	53.33	45.00	48.33	28.33	28.33
Tateron Suit (Boys) ..... No	18.33	-	-	-	31.67	66.67	33.33	-	23.33	31.67	36.67	18.33	18.33
<b>READY-MADE / FOR ADULTS</b>													
'Netela'..... No	-	-	-	33.00	-	27.33	24.33	-	35.00	22.67	-	-	32.67
'Gabi'..... No	-	61.67	-	78.33	70.00	68.33	70.00	46.67	72.33	46.00	-	-	68.33

Table 4 : Average Retail Price of Goods and Services by Region and Selected Market Places - Group 4 Market Places (Cont'd)

August 2006  
Nehase 1998

ITEM	UNIT	R E G I O N   A N D   M A R K E T   P L A C E S											
		O R O M I Y A											
		Ghimbi	Dembi-dolo	Shambu	Nekemte	Bedele	Metu	Jimma	Agaro	Ambo	Weliso	Ejere	Fiche
P R I C E   I N   B I R R													
Shirts Long Sleeved (Local).....	No	-	-	-	-	-	38.33	-	-	-	-	-	-
Shirts Short Sleeved (Local).....	No	-	-	-	-	43.33	31.67	-	-	-	-	-	-
Shirts Long Sleeved (Imported)...	No	43.33	50.00	41.67	46.67	-	50.00	41.67	41.67	35.33	41.67	36.67	33.33
Shirts Short Sleeved (Imported)...	No	43.33	43.33	38.33	46.67	-	45.00	38.33	36.67	36.67	38.33	35.67	35.00
Socks (Cotton) Imported.....	Pair	4.67	-	4.00	4.00	-	7.67	5.67	5.00	4.33	7.67	4.67	3.67
Sweater (Local) Men.....	No	-	-	30.00	-	52.50	-	35.00	-	-	-	-	-
Sweater (Local) Women.....	No	-	-	-	-	-	-	33.33	-	-	-	-	-
Shash (Imported).....	No	6.67	8.33	6.67	16.00	9.00	12.33	7.67	13.33	6.33	6.00	-	7.33
Singlets (Local) White.....	No	13.33	12.00	10.33	-	-	-	-	10.00	-	12.00	-	10.00
Jeans Trouser.....	No	75.00	85.00	-	90.00	91.67	80.00	73.33	76.67	83.33	76.67	78.33	65.00
Woolen Suit.....	No	-	-	-	-	-	-	-	-	-	-	-	-
'Kemisna Netela'.....	No	110.00	-	-	88.33	-	116.67	78.33	-	110.00	106.67	-	143.33
Sweater-Men (Imported).....	No	80.00	-	-	86.67	-	95.00	78.33	80.00	91.67	81.67	-	70.00
Sweater-Women (Imported).....	No	60.00	-	-	76.67	-	66.67	55.00	-	-	58.33	-	51.67
Nylon Dress.....	No	-	-	-	-	-	-	-	-	-	-	-	-
Tetron Trouser.....	No	-	-	-	-	-	38.33	-	-	-	-	-	-
Leather Jacket.....	No	416.67	590.00	625.00	506.67	-	-	675.00	-	-	-	-	-
Under Wear China.....	No	12.00	14.00	10.67	17.33	16.33	11.33	11.33	11.33	12.00	10.00	12.00	10.67
Deriya .....	NO	-	18.00	8.67	11.17	12.00	11.11	8.33	11.67	11.67	8.00	13.33	-
Polyester Suit.....	No	-	-	-	-	-	-	-	-	-	-	-	-
Khaki Short .....	No	-	-	-	-	-	-	-	-	-	35.00	-	-
T-Shirts .....	No	31.67	31.00	20.67	36.67	-	25.00	21.67	20.67	15.67	19.33	19.33	18.33
Jogging Suit(sport tuta) .....	No	96.67	111.67	85.00	78.33	71.67	105.00	76.67	76.67	68.33	81.67	78.33	71.67
Khaki Jacket .....	No	-	-	-	-	-	82.67	-	-	91.67	103.33	-	-
Geldem .....	No	-	17.33	26.67	18.00	-	29.33	21.67	35.00	14.33	26.67	-	15.00

Table 4 : Average Retail Price of Goods and Services by Region and Selected Market Places - Group 4 Market Places (Cont'd)

August 2006  
Nehase 1998

ITEM	UNIT	R E G I O N   A N D   M A R K E T   P L A C E S										
		O R O M I Y A										
		Ghimbi	Dembi-dolo	Shambu	Nekemte	Badele	Metu	Jimma	Agaro	Ambo	Weliso	Ejere

P R I C E   I N   B I R R

**READY-MADE / FOR CHILDREN**

Sweater (Local) for Boys..... No	-	-	-	-	-	-	15.00	-	7.67	-	-	-
Socks (Imported) Cotton..... Pair	2.67	-	2.50	3.17	-	4.67	3.00	3.00	2.17	2.83	2.83	2.00
Jeans Trouser..... No	-	50.00	55.00	56.67	68.33	78.33	-	48.33	-	46.67	51.67	-
Shirt Long Sleeved(Imported)Boys. No	20.67	22.50	19.33	20.00	-	41.67	26.67	-	18.67	18.67	25.67	16.67
Sweater (England) for Girls..... No	24.33	-	18.67	24.00	-	-	20.00	-	-	23.33	-	15.00
Short for Boys..... No	-	-	-	4.00	-	-	-	-	-	-	-	-
Kemise(for children) ..... No	43.33	48.33	41.67	50.00	-	25.00	40.00	50.00	43.33	45.00	-	33.33

**FOOTWEAR (MEN AND WOMEN)**

Anbessa Leather Shoes Men(Local)Pair	83.33	135.00	-	108.33	90.00	101.67	87.87	103.33	118.33	90.67	64.00	62.50
Leather Shoes Men (Croft)..... Pair	-	-	-	258.33	-	-	273.33	-	-	146.67	155.00	-
Walking Shoes(imp.) Non-Leather Pair	-	-	-	91.67	-	96.67	70.00	-	83.33	113.33	-	76.67
Canvas Shoes (Local) Men..... Pair	-	-	-	-	-	29.67	-	-	-	-	-	23.67
Canvas Shoes (China) Men..... Pair	31.67	-	31.67	25.00	-	30.00	25.00	28.67	25.67	33.33	30.67	26.00
Plastic Shoes (Local) Women.... Pair	7.00	7.33	6.50	6.00	6.00	6.50	6.00	6.00	6.00	5.67	6.00	6.00
Slippers Sponge Adult (China).. Pair	7.00	-	6.33	-	7.00	6.50	6.00	6.00	6.00	7.00	7.83	5.67
Boots for Men Plastic (Local).. Pair	41.67	24.00	44.00	36.33	37.67	40.00	45.00	40.00	37.33	33.33	35.00	39.33
Sendel Plastic Shoes (imp.).... Pair	10.00	-	-	10.00	-	9.33	7.67	-	10.00	-	-	-
Cost of Mending Shoes sole(Men).Pair	20.67	24.33	14.33	19.00	25.00	25.00	15.00	-	19.33	21.00	-	19.67

Table 4 : Average Retail Price of Goods and Services by Region and Selected Market Places - Group 4 Market Places (Cont'd)

August 2006  
Nehase 1998

ITEM	UNIT	R E G I O N   A N D   M A R K E T   P L A C E S											
		O R O M I Y A											
		Ghimbi	Dembidolo	Shambu	Nekemte	Bedele	Metu	Jimma	Agaro	Ambo	Weliso	Ejere	Fiche
P R I C E   I N   B I R R													
<b>CONSTRUCTION MATERIALS, WATER, AND FUEL AND POWER</b>													
<b>CONSTRUCTION MATERIALS</b>													
Cement/Bag/(Local).....	50Kg	-	143.33	145.00	126.67	108.33	-	140.00	-	125.00	-	150.00	128.00
Lime.....	Kg	1.35	1.96	-	-	-	1.68	1.36	1.65	-	-	-	-
Nail (7cm - 12cm).....	Kg	10.00	10.00	10.00	9.00	10.00	10.00	10.00	9.33	10.00	9.00	10.00	9.00
Nail With Cape.....	Kg	16.33	15.67	14.67	12.00	15.00	14.67	14.00	13.00	14.00	12.00	15.00	11.00
Corrugated Iron Sheet (.2mm).....	No	40.83	40.67	40.67	40.67	-	48.00	45.67	43.00	-	41.50	41.00	41.92
Wood for House Construction('Atana')..	No	2.33	-	-	-	-	7.50	5.67	3.67	4.67	-	-	7.33
Wall Paints-Super (Fluid) Normal.....	4Kg	60.00	61.67	-	56.33	57.00	56.67	55.00	54.00	57.00	57.20	-	53.50
Wall Paints-Super (Fluid) Plastic.....	4Kg	95.00	101.67	-	88.67	95.00	86.67	87.00	85.00	90.00	86.27	-	72.00
Coarse Aggregate Gravel.....	Meter Cube	-	-	-	-	-	-	-	-	-	-	-	-
Hollow Concrete Block(20x20x40 cm Cube)No		-	-	-	6.00	-	-	-	-	-	-	-	-
Bricks (25cm x 12cm x 6cm).....	No	-	-	-	2.50	-	-	-	-	-	-	-	-
Floor Board 4m Length.....	No	-	-	-	24.50	-	-	-	-	-	-	-	-
Iron Pipe 6mt. (1/2 inch Wide) Local..	No	54.33	60.00	-	92.67	-	-	-	-	-	90.00	-	-
Chipwood (125cm x 250cm x 8mm).....	No	110.00	-	-	132.50	-	-	-	-	-	-	-	-
Sand.....	Meter Cube	-	-	-	143.75	120.00	-	214.00	-	-	-	-	400.00
Gutter N# 32.....	Meter	-	-	-	18.00	-	30.00	15.67	25.00	17.00	-	-	-
Window Glass (50cm x 50cm x 3mm).....	No	20.00	-	-	15.00	-	18.25	23.33	27.50	16.00	16.00	-	-
Water Tanker (1meter cube).....	No	-	-	-	-	-	2575.00	731.67	-	-	-	-	-
Stone for House Construction..	Meter Cube	50.00	-	-	45.42	-	20.00	-	19.17	-	-	-	-
Mega Paints.....	4Kg	-	-	60.00	56.33	57.00	56.67	55.00	54.33	57.00	-	-	54.00
Tseday Paints.....	4Kg	-	-	-	-	-	-	-	-	-	-	-	-
"Yewellel Nitaf"(Tile).....	No	-	-	-	-	-	-	-	-	-	-	-	-
<b>WATER</b>													
Water.....	Meter Cube	-	-	9.33	11.88	7.08	9.73	6.03	7.50	11.00	-	7.33	4.17

Table 4 : Average Retail Price of Goods and Services by Region and Selected Market Places - Group 4 Market Places (Cont'd)

August 2006  
Nehase 1998

ITEM	UNIT	R E G I O N   A N D   M A R K E T   P L A C E S										
		O R O M I Y A										
		Ghimbi	Dembi-dolo	Shambu	Nekemte	Bedele	Metu	Jimma	Agaro	Ambo	Weliso	Ejere

P R I C E   I N   B I R R

FUEL AND POWER

Fire Wood.....	Meter Cube	183.26	62.00	58.68	111.98	38.99	41.88	61.36	68.98	105.51	81.51	185.61	98.83
Charcoal.....	Kg	1.21	1.52	1.62	.95	1.28	1.58	2.13	1.93	1.75	2.10	-	2.35
Dung Cake.....	Kg	-	-	-	-	-	-	-	-	.65	-	-	.38
Kerosine.....	Lt	3.62	4.93	-	3.75	3.63	3.68	3.57	3.59	3.49	3.49	4.00	3.49
Diesel.....	Lt	4.95	6.09	5.04	4.90	4.96	5.01	4.90	4.92	4.82	4.82	5.55	4.82
Electric.....	K.Watt	.27	.27	.27	-	.27	.27	.27	-	.27	.27	-	.27
Matches.....	Box	.20	.20	.23	.20	.25	.23	.22	.20	.20	.22	.20	.20
Candles.....	No	1.00	.80	1.00	.75	1.00	1.00	.97	1.00	.75	1.00	1.00	1.00
Buthane Gas (Shell).....	12.5 Kg	-	-	-	-	-	-	-	-	125.00	-	-	-
Eveready Drycell.....	No	-	-	1.75	1.75	-	-	-	-	1.75	1.75	1.75	1.75

FURNITURE, FURNISHING, HOUSEHOLD EQUIPMENT AND OPERATION

CHAIRS, TABLES, ETC.

Table Wanza (Machine made) Varnished..	No	-	-	-	-	175.00	186.67	450.00	170.00	525.00	333.33	-	223.33
Table Wanza (Hand made) Not Varnished.	No	-	-	-	-	-	150.00	-	-	-	200.00	-	160.00
Chairs Wanza (Machine Made) Varnished.	No	58.33	51.67	70.00	82.50	50.00	50.00	93.33	70.00	92.50	81.67	-	293.33
Chairs Wanza (Hand Made) Varnished....	No	-	-	-	-	-	47.50	-	-	-	61.67	-	50.00
Cupboard Wanza (2 doors) Varnished....	No	1200.00	1316.67	700.00	840.00	1250.00	1500.00	1500.00	1170.00	1900.00	883.33	-	933.33
Double Bed Wanza (120cm) Varnished....	No	666.67	706.67	485.00	613.33	533.33	583.33	633.33	600.00	800.00	483.33	-	566.67
Sofas (Complete).....	No	-	2850.00	-	1900.00	-	4833.33	3666.67	3900.00	3500.00	3350.00	-	2800.00
Book Shelves Wanza (3 Shelves) no Door	No	350.00	500.00	350.00	240.00	225.00	-	633.33	-	450.00	350.00	-	350.00
Chest of Drawer .....	No	-	483.33	-	-	500.00	416.67	650.00	983.33	700.00	440.00	-	400.00

FURNISHINGS & REPAIRS

Bed Sheet (Non-Patterned Bahir Dar)													
1.90m x 2.50m.....	Pair	60.00	65.00	-	71.00	-	62.50	62.50	-	-	51.67	58.33	46.50

Table 4 : Average Retail Price of Goods and Services by Region and Selected Market Places - Group 4 Market Places (Cont'd)

August 2006  
Nehase 1998

ITEM	UNIT	R E G I O N   A N D   M A R K E T   P L A C E S											
		O R O M I Y A											
		Ghimbi	Dembi- dolo	Shambu	Nekemte	Bedele	Metu	Jimma	Agaro	Ambo	Weliso	Ejere	Fiche
P R I C E   I N   B I R R													
Bed Sheet(Patterned Kombolcha) 1.90m x 2.50m.....	Pair	99.33	-	-	106.67	-	77.50	-	-	-	61.67	-	89.21
Bed Cover(Patterned Kombolcha).....	No	-	-	-	-	-	-	-	63.33	48.33	-	-	62.50
Blanket Woolen(Debre B.)160cm x 220cm.	No	85.00	81.00	85.00	86.67	80.00	82.67	88.33	80.00	85.00	70.00	86.00	81.15
Mattress-Sponge (A.A Foam) 120cm.....	No	283.33	285.00	220.00	323.33	296.67	336.67	326.67	316.67	321.67	300.00	-	338.55
Towel-Local (Kombolcha).....	No	10.67	13.00	-	-	12.00	15.33	-	-	10.67	27.00	14.00	22.33
<b>EARTHEN WARE</b>													
Water Pot.....	No	10.00	11.67	-	3.83	9.00	7.33	-	6.83	6.17	3.83	-	6.67
'Jebena' Medium Size.....	No	2.33	2.50	6.50	2.00	4.00	4.67	4.50	2.83	3.00	2.00	-	2.17
'Mitad' (Griddle of Clay).....	No	14.33	17.00	-	-	26.67	22.33	26.33	13.67	21.33	10.67	-	23.33
Local Stove '(Lakech).....	No	12.00	10.67	12.33	7.00	12.00	12.33	-	8.00	7.33	12.67	-	6.83
Cup for Coffee (China).....	No	1.25	1.25	1.08	1.17	1.25	1.00	1.25	1.00	1.00	1.42	-	.92
Plate Clay (imported).....	No	4.00	-	4.67	3.17	-	4.00	4.00	4.00	3.50	4.67	-	-
<b>STRAW, BAMBOO AND OTHERS</b>													
'Sefed'.....	No	7.67	12.33	7.67	5.17	13.00	10.00	11.33	6.67	12.00	8.67	-	9.50
Sack 100Kg Capacity.....	No	-	-	-	-	-	-	-	10.00	-	-	-	-
<b>METAL WARE</b>													
Cooking Pan Medium (Local).....	No	28.67	27.33	27.00	21.33	32.67	39.33	27.00	23.33	-	21.33	-	25.67
Tray (Nickel) Medium N <sup>o</sup> 45 Local.....	No	-	14.00	-	-	-	16.33	-	-	-	12.33	-	12.17
Electric 'Mitad' Aluminium.....	No	-	-	-	575.00	-	-	475.00	-	-	-	-	-
Gas Stove (Kerosine) China.....	No	35.00	-	37.33	39.33	38.00	39.33	37.33	35.00	35.33	35.33	-	35.67
Refrigerator.....	No	2700.00	-	-	965.00	-	2800.00	1405.00	-	3150.00	1600.00	-	-

Table 4 : Average Retail Price of Goods and Services by Region and Selected Market Places - Group 4 Market Places (Cont'd)

August 2006  
Nehase 1998

ITEM	UNIT	R E G I O N   A N D   M A R K E T   P L A C E S											
		O R O M I Y A											
		Ghimbi	Dembi-dolo	Shambu	Nekemte	Bedele	Metu	Jimma	Agaro	Ambo	Weliso	Ejere	Fiche
P R I C E   I N   B I R R													
<b>PLASTIC WARE (LOCAL MADE)</b>													
Jerrycan (20 Litres).....	No	-	-	-	19.33	20.67	22.00	23.00	19.00	20.00	18.33	20.00	19.67
Bucket (20 Litres).....	No	14.00	16.00	15.67	16.67	17.33	16.67	17.33	16.00	14.67	15.67	14.67	15.33
<b>GLASS WARE</b>													
Glass for Tea (Durablex).....	No	3.83	3.67	3.83	3.50	4.00	3.50	3.92	4.00	3.67	-	2.00	-
<b>OTHER HOUSEHOLD EQUIPMENT</b>													
Kerosine Lamp.....	No	19.33	22.67	22.67	17.67	20.00	21.67	20.00	21.00	20.67	19.67	24.00	15.00
'Kuraz' Small Local Kerosine Lamp.....	No	1.00	1.08	1.00	1.00	-	1.08	1.00	1.00	.75	1.00	1.00	1.50
Flash Light.....	No	6.83	6.67	7.00	6.50	7.33	6.83	6.33	6.00	7.00	6.83	7.33	7.00
Electric Bulb Philips(40/60 Watt).....	No	2.00	2.00	2.00	2.00	2.00	2.50	2.00	2.00	2.00	2.00	2.00	2.00
<b>HOUSEHOLD OPERATION</b>													
Hard Soap (Local).....	200gm	1.60	1.80	2.00	2.50	2.27	1.82	1.67	2.00	2.00	1.80	2.00	2.00
Hard Soap (Imported).....	200gm	2.40	2.20	2.47	3.00	2.40	2.53	2.50	2.40	2.25	2.40	3.00	2.25
Detergent (Omo).....	50gm	1.67	1.33	1.50	1.67	1.67	1.25	.75	1.00	1.67	1.67	-	1.25
Incense.....	Kg	6.00	7.67	6.00	-	7.00	7.33	-	6.67	7.50	-	8.00	6.33
Sandal Wood.....	No	.25	.25	.25	.30	-	.27	.23	.22	.25	.25	.27	.25
Toilet Paper (Mamko).....	Roll	3.17	3.00	3.00	3.00	3.00	3.00	3.00	3.00	3.00	3.00	3.50	3.00
<b>DRY CLEANING</b>													
Dry Cleaning (Suit Men).....	No	-	-	-	17.33	15.00	17.00	18.00	16.00	16.00	17.00	-	18.00

Table 4 : Average Retail Price of Goods and Services by Region and Selected Market Places - Group 4 Market Places (Cont'd)

August 2006  
Nehase 1998

ITEM	UNIT	R E G I O N   A N D   M A R K E T   P L A C E S											
		O R O M I Y A											
		Ghimbi	Dembi-dolo	Shambu	Nekemte	Bedele	Metu	Jimma	Agaro	Ambo	Weliso	Ejere	Fiche
P R I C E   I N   B I R R													
<b>DOMESTIC SERVICE</b>													
Maid Servant.....	Month	35.00	46.67	19.00	30.00	53.33	48.33	48.33	40.00	43.33	46.67	55.00	20.00
Unskilled Service (Daily Laborer)....	Day	7.00	9.00	7.67	11.33	9.00	9.33	10.00	10.00	7.00	8.67	10.00	7.33
Salary for Guard .....	Month	-	-	-	-	90.00	86.67	93.33	-	96.67	76.67	-	-
<b>MEDICAL CARE</b>													
Ampicillin(250 mg) Local.....	56 Caps	16.80	12.13	15.40	11.20	14.33	12.67	-	11.97	-	16.67	16.80	-
Dichlorophine(500 mg) Local.....	6 Pills	-	-	-	-	-	-	-	-	-	-	-	-
Tetracycline(250mg) Local.....	56 Caps	8.40	10.27	11.20	7.00	9.33	9.00	-	6.83	-	9.60	14.00	-
Penicillin Injection(4 Mu. Local). Bottle		3.67	3.33	4.00	3.00	4.00	3.83	3.50	3.50	3.50	3.50	4.00	4.38
Chloramphenicol(250mg) Local.....	56 Caps	11.20	12.13	14.00	7.00	14.00	12.33	10.27	10.83	9.80	11.47	14.00	16.32
Dipron(500mg) Local.....	20 Pills	-	-	-	-	-	-	-	-	-	-	-	-
Cough Syrup (Berantine) Local.....	125cc	-	-	-	-	8.33	7.50	-	-	-	-	9.00	11.18
Bactrim(480mg) Local.....	30 Pills	4.50	6.00	6.00	3.00	7.33	5.00	4.50	4.50	4.50	5.00	6.00	6.15
Vermox(100mg) Local.....	12 Pills	2.00	1.67	-	-	-	2.00	2.00	1.67	2.00	-	2.00	1.90
Mezel(250mg) Local.....	30 Caps	5.00	5.17	6.00	3.75	6.00	4.42	4.50	3.50	4.50	5.00	4.50	5.63
Asprin (300 mg) Local.....	20 Pills	2.00	1.89	1.50	1.00	2.00	2.00	2.00	2.00	2.00	2.00	3.00	2.00
<b>OTHER MEDICAL EXPENSES</b>													
Doctor's Fee (Government).....	per visit	2.00	1.00	1.00	1.00	-	1.00	.50	.50	1.00	2.00	1.00	1.00
Doctor's Fee (Private).....	per visit	4.33	5.00	-	6.67	5.00	6.67	10.00	5.00	6.67	5.00	5.00	6.67
Injection (Service Charge).....	Once	.83	1.00	-	1.00	1.00	1.00	1.00	2.50	.50	1.00	1.00	1.33
Labratory Test Fee (Private).....	Once	4.33	5.00	3.00	5.67	5.00	4.67	4.00	-	4.67	4.00	-	4.33
Bed Charge (gov.).....	per day	-	4.25	2.50	2.50	-	2.00	2.75	-	2.00	-	-	4.00

Table 4 : Average Retail Price of Goods and Services by Region and Selected Market Places - Group 4 Market Places (Cont'd)

August 2006  
Nehase 1998

ITEM	UNIT	R E G I O N   A N D   M A R K E T   P L A C E S										
		O R O M I Y A										
		Ghimbi	Dembi-dolo	Shambu	Nekemte	Bedele	Metu	Jimma	Agaro	Ambo	Weliso	Ejere

P R I C E   I N   B I R R

**TRANSPORT AND COMMUNICATION**

**TRANSPORT**

Benzene.....	Lt	6.36	7.50	7.00	6.70	6.77	6.81	6.71	6.73	6.63	6.62	-	6.61
Motor Oil (Mobil).....	Lt	20.30	22.00	21.00	20.17	20.00	20.17	20.20	20.00	20.50	20.27	-	20.20
Car Washing and Greasing.....	No	-	-	-	18.00	35.00	45.00	20.00	25.00	40.00	30.00	-	25.00
Bus Fare (per km).....	Tarif	-	-	-	.11	.10	.12	.11	.10	.10	.11	-	-
Bus Fare (within Town) .....	Trip	-	-	-	-	-	-	.25	-	-	-	-	-
Taxi Fare .....	Trip	1.00	-	-	1.00	-	1.00	.70	-	.70	1.00	-	1.00
Air Plane (To Addis Ababa) .....	Trip	-	542.00	-	-	-	-	340.00	-	-	-	-	-
Animal Transport fare.....	Trip	-	-	-	-	-	27.50	-	-	-	-	-	-
Cart Fare.....	Trip	-	-	-	-	1.00	1.00	1.00	1.00	-	1.00	-	.83
Train Fare .....	Trip	-	-	-	-	-	-	-	-	-	-	-	-
Service Charge (Motor oil change)...	Once	-	-	-	20.00	-	-	-	-	-	10.00	-	-

**COMMUNICATION**

Telephone Charge (with town).....	Period	.40	.30	-	.20	.20	.53	.20	-	.20	.60	-	.25
Telephone Charge to Addis Ababa....	Period	4.20	4.20	4.20	4.20	1.40	1.72	1.20	1.45	2.05	1.50	-	1.50
Telephone Line Installation Charge..	Once	355.75	355.75	355.75	356.00	355.75	355.75	356.00	355.75	355.25	355.75	-	355.75

**ENTERTAINMENT AND EDUCATION**

**EQUIPMENT AND ACCESSORIES**

T.V. Set Philips 21 inch(Colored).....	No	3016.67	2800.00	-	2616.67	-	2400.00	2350.00	-	2700.00	2050.00	-	-
Cassette Recorded Original(Local Music)No		8.00	-	9.33	9.00	10.00	9.33	10.00	9.33	9.00	9.00	-	9.00
Radio Set Philips 3 Band.....	No	148.33	-	-	141.67	130.00	-	136.67	150.00	-	-	-	-
Tape Recorder National (2 Speaker)....	No	231.67	-	-	246.67	260.00	231.67	366.67	260.00	-	-	-	-
Expense for Photograph(Passport size)4Pho		4.00	4.00	2.00	3.00	8.00	6.00	7.33	-	4.00	3.00	4.00	3.00

Table 4 : Average Retail Price of Goods and Services by Region and Selected Market Places - Group 4 Market Places (Cont'd)

August 2006  
Nehase 1998

ITEM	UNIT	R E G I O N   A N D   M A R K E T   P L A C E S											
		O R O M I Y A											
		Ghimbi	Dembi-dolo	Shambu	Nekemte	Bedele	Metu	Jimma	Agaro	Ambo	Weliso	Ejere	Fiche
		P R I C E   I N   B I R R											
Newspaper (Addis Zemen).....	No	-	-	-	-	-	-	2.00	-	-	-	-	-
Theater Entrance Fee .....	Once	-	-	-	-	-	-	-	-	-	-	-	-
<b>EDUCATION</b>													
Exercise Book (50 Leaves) Local.....	No	2.00	2.17	2.17	2.18	2.00	2.50	2.00	-	2.00	1.83	2.00	2.43
Pencil (China).....	No	.25	.25	.25	.22	.25	.25	.25	.20	.25	.22	.20	.23
Ball Point-Bic England.....	No	1.42	1.35	1.50	1.42	1.50	1.50	1.42	1.25	1.40	1.43	1.50	1.43
Day School Fee-Public(Grade 7 & 8)..	Month	-	-	-	-	-	-	-	-	-	-	-	-
Day School Fee-Private(Grade 9-12)..	Month	-	-	-	-	-	-	-	-	-	-	-	-
Night School Fee-Government(Gr.9-12)	Month	-	-	-	-	-	-	-	-	22.50	-	-	-
School Uniform Fee .....	No	-	-	-	-	-	-	-	66.67	-	-	-	-
Night School Fee-Private(Grade9-12)..	Month	-	-	-	-	-	-	-	-	-	-	-	-
<b>PERSONAL CARE AND EFFECTS</b>													
<b>PERSONAL CARE</b>													
Lux Toilet Soap.....	90gm	-	2.30	2.25	2.25	2.00	2.25	2.25	2.25	2.25	2.16	2.00	2.16
Blade-TOPAZ.....	No	.25	.27	.25	.30	.25	.27	.25	.25	.25	.30	.23	.25
Hair Dressing (Traditional).....	No	7.67	3.33	2.33	5.00	2.67	4.33	2.83	3.00	2.33	4.67	2.00	2.00
Hair Dressing (Modern).....	No	8.00	10.67	10.00	8.00	10.00	10.00	10.00	8.00	7.00	8.00	-	7.00
Barbery (Mens Hair Cut).....	No	4.00	4.00	2.00	3.00	4.00	3.33	4.33	3.00	4.00	3.00	2.33	3.00
Paraffin Hair Oil.....	330cc	6.49	8.80	8.80	8.00	8.00	8.67	7.00	6.83	7.50	7.50	8.00	7.33
Zenith Hair Oil.....	330cc	6.49	8.80	8.80	8.00	7.83	9.53	7.83	-	8.00	8.00	8.00	8.00
Shaving Machine (medium) .....	No	-	-	-	15.00	-	-	-	-	-	-	-	-
Perfume .....	CC	28.33	-	26.67	19.90	19.33	24.00	26.67	-	22.67	24.33	-	-
<b>PERSONAL EFFECTS</b>													
Umbrella-Men Medium (Local).....	No	22.00	24.33	14.67	22.67	30.00	21.00	25.00	18.00	15.00	27.67	20.00	19.67

Table 4 : Average Retail Price of Goods and Services by Region and Selected Market Places - Group 4 Market Places (Cont'd)

August 2006  
Nehase 1998

ITEM	UNIT	R E G I O N   A N D   M A R K E T   P L A C E S											
		O R O M I Y A											
		Ghimbi	Dembi-dolo	Shambu	Nekemte	Bedele	Metu	Jimma	Agaro	Ambo	Weliso	Ejere	Fiche
				P R I C E		I N		B I R R					
Umbrella-Women Medium (Imported).....	No	20.00	18.67	17.00	19.67	23.33	25.00	19.00	20.67	15.33	31.67	18.33	16.33
Hand Bag (Imported Synthetic).....	No	33.33	-	36.67	42.67	41.67	43.33	40.00	28.67	34.67	40.00	-	33.33
Belt (Local) Machine Made.....	No	16.00	14.00	-	13.00	-	17.50	-	-	13.67	18.00	-	14.33
Belt (Local) Hand Made.....	No	-	-	-	-	-	-	-	-	-	-	-	1.75
<b>JEWELLERY</b>													
Seiko-21 Jewels Automatic (Men).....	No	-	-	-	-	-	-	-	-	-	-	-	-
Seiko-21 Jewels Automatic (Women).....	No	-	-	-	-	-	-	-	-	-	-	-	-
Earrings (4gm 18 carat Local).....	Pair	-	-	-	680.00	-	540.00	1148.00	-	600.00	580.00	-	-
Neck Laces (6gm 21 carat Imported)....	No	-	-	-	1380.00	-	-	1254.00	-	-	1020.00	-	-
Rings (4gm 18 carat Local).....	No	-	-	-	680.00	-	540.00	700.00	-	600.00	580.00	-	-
Bracelet 20gm (18 carat Local).....	No	-	-	-	3400.00	-	2800.00	3520.00	-	-	2900.00	-	-
<b>LIVESTOCK AND DRAUGHT ANIMALS</b>													
<b>LIVESTOCK</b>													
Sheep (10-15Kg).....	No	130.00	106.67	141.67	185.00	150.00	200.00	213.33	191.67	193.33	113.33	123.33	183.33
Goat (10-15Kg).....	No	98.33	73.33	103.33	125.00	105.00	165.00	-	108.33	106.67	91.00	125.00	136.67
Heifer (2-4 Years).....	No	443.33	423.33	-	910.00	-	843.33	593.33	523.33	-	833.33	625.00	663.33
Cow (4 Years and Above).....	No	933.33	806.67	-	853.33	860.00	993.33	795.00	813.33	-	1000.00	795.00	1153.33
Bull (2-4 Years).....	No	800.00	640.00	-	880.00	-	846.67	726.67	766.67	-	1093.33	660.00	1050.00
Ox (4 Years and Above).....	No	1316.67	1246.67	-	1250.00	1350.00	1190.00	1256.67	1316.67	-	1366.67	1510.00	2333.33
Hen (Indigenous).....	No	15.00	15.33	9.17	11.00	13.33	13.33	12.00	13.33	9.00	12.50	10.33	15.33
Cock (Indigenous).....	No	26.67	22.67	15.00	22.67	24.00	23.67	15.33	17.67	15.67	18.67	13.67	27.67
<b>DRAUGHT ANIMALS</b>													
Donkey.....	No	633.33	633.33	-	373.33	-	575.00	-	783.33	-	493.33	583.33	375.00
Horse.....	No	-	-	-	656.67	-	862.50	-	-	-	1233.33	-	2400.00

Table 4 : Average Retail Price of Goods and Services by Region and Selected Market Places - Group 4 Market Places (Cont'd)

August 2006  
Nehase 1998

ITEM	UNIT	R E G I O N   A N D   M A R K E T   P L A C E S											
		O R O M I Y A											
		Ghimbi	Dembi- dolo	Shambu	Nekemte	Bedele	Metu	Jimma	Agaro	Ambo	Weliso	Ejere	Fiche
		P R I C E   I N   B I R R											
Mule.....	No	-	1420.00	-	-	-	1100.00	-	-	-	1350.00	-	2900.00
<b>FARM EQUIPMENT (INDUSTRIAL PRODUCT)</b>													
Sickel.....	No	7.00	8.00	-	7.17	-	10.67	-	-	7.17	-	3.83	8.00
Pick Axe ('Doma').....	No	-	17.67	-	28.00	-	22.67	25.00	-	25.00	19.67	-	23.50
'Gejera'.....	No	-	-	-	25.33	-	42.00	46.67	20.00	25.00	-	-	-
<b>FARM EQUIPMENT (HAND MADE)</b>													
'Mofer'.....	No	-	-	-	-	-	-	-	-	29.00	10.00	-	-
'Kember'.....	No	-	-	-	-	-	-	-	-	-	10.67	-	-
'Digr'.....	No	1.58	-	-	-	-	-	-	-	3.17	1.92	-	1.46
Plough.....	No	-	-	23.00	-	11.33	10.50	12.33	-	21.33	15.67	-	-
Sickel.....	No	3.33	-	-	-	4.00	6.00	-	-	-	2.00	4.00	6.83
'Wegel'.....	No	4.17	-	10.00	3.00	7.67	-	4.00	3.00	5.00	2.83	8.33	8.00
'Erfe'.....	No	-	-	-	-	-	-	-	-	2.83	-	-	-
<b>MISCELLANEOUS GOODS AND SERVICES</b>													
Coffin (Medium Quality).....	No	260.00	276.67	180.00	-	-	300.00	190.00	-	156.67	76.67	80.00	72.50
Charge for Money order .....	Once	1.30	2.60	2.60	1.60	2.60	10.50	10.50	11.17	5.50	3.65	-	4.70
Charge for Visa (for person).....	No	-	-	-	-	-	-	-	-	-	-	-	-

# **Group 5**

## **Market Places**

(Nazareth, Shashemene, Diksise, Asela, Asebe Teferi, Bedessa, Alemaya, Boreda, Adaba, Robe, Hagere Mariam and Negele Borena.)

Table 5 : Average Retail Price of Goods and Services by Region and Selected Market Places - Group 5 Market Places (Cont'd)

August 2006  
Nehase 1998

ITEM	UNIT	R E G I O N   A N D   M A R K E T   P L A C E S											OROMIYA AVERAGE	
		O R O M I Y A												
		Nazareth	Shashe- mene	Diksisse	Asella	Asebe- Teferi	Bedessa	Alemaya	Boreda	Adaba	Robe	Hagere- Mariam		Negele- Borena
P R I C E   I N   B I R R														
<b>CEREALS UNMILLED</b>														
'Teff' White .....	Kg	4.50	3.87	-	4.02	4.53	3.98	4.50	4.57	-	-	3.93	3.28	4.00
'Teff' Mixed.....	Kg	4.07	3.57	4.18	3.58	4.00	3.53	3.63	3.97	-	3.36	3.67	3.12	3.51
'Teff' Black (Red).....	Kg	3.37	3.05	3.82	3.62	3.77	-	3.27	3.42	2.99	3.35	3.08	-	3.23
Wheat White.....	Kg	2.77	2.87	2.90	2.64	3.33	3.18	3.10	-	2.12	2.34	2.42	2.28	2.87
Wheat Mixed.....	Kg	-	2.50	2.78	2.62	-	-	-	-	1.77	-	2.25	-	2.72
Wheat Black.....	Kg	2.57	2.49	2.90	2.59	-	2.60	2.60	2.83	-	-	-	-	2.90
Barley White.....	Kg	2.10	2.30	-	2.21	3.00	2.89	-	3.25	2.01	1.67	2.00	-	2.58
Barley Mixed.....	Kg	2.07	2.16	-	2.26	-	-	2.92	-	1.87	-	1.75	1.45	2.25
Barley Black.....	Kg	2.10	2.04	-	2.23	-	-	-	-	-	1.92	-	1.57	2.32
Barley for Beer.....	Kg	2.73	2.41	-	2.31	3.00	-	-	-	2.15	-	-	-	2.52
Maize.....	Kg	1.67	1.73	1.76	1.86	1.95	1.85	1.83	1.80	1.79	1.77	1.49	1.93	1.69
Durrah.....	Kg	1.50	2.82	2.17	2.84	-	1.93	-	-	1.85	1.85	-	-	2.05
Sorghum Yellow.....	Kg	2.70	2.81	-	-	-	-	2.78	-	-	-	-	-	2.62
Sorghum White.....	Kg	2.50	2.78	-	2.40	-	2.20	2.78	-	-	1.71	-	-	2.25
Sorghum Red.....	Kg	2.00	-	-	2.81	2.09	2.02	1.97	2.05	-	-	2.00	-	1.83
African Millet.....	Kg	-	2.01	-	-	3.31	2.26	-	-	-	-	-	-	2.33
Rice.....	Kg	5.00	5.00	5.17	5.00	5.00	5.00	5.00	5.00	5.00	5.50	5.50	5.50	5.18
Oats.....	Kg	-	3.04	-	2.64	-	-	-	-	-	-	3.50	2.24	3.17
Hulled Barley.....	Kg	-	-	-	2.02	-	-	-	-	-	-	-	-	3.85
<b>CEREALS MILLED</b>														
'Teff' White.....	Kg	-	-	-	4.00	-	-	-	-	-	-	-	4.00	4.00
'Teff' Mixed.....	Kg	-	-	-	3.50	4.50	-	-	-	-	-	-	-	3.90
'Teff' Black (Red).....	Kg	-	-	-	3.50	-	-	-	-	-	-	-	-	3.82
Wheat White.....	Kg	-	-	-	3.00	-	3.25	3.50	2.83	-	-	-	-	3.45
Wheat Mixed.....	Kg	-	-	-	3.00	-	-	-	-	-	-	-	-	3.00
Barley White.....	Kg	-	-	-	-	-	-	-	4.00	-	-	-	-	4.50

Table 5 : Average Retail Price of Goods and Services by Region and Selected Market Places - Group 5 Market Places (Cont'd)

August 2006  
Nehase 1998

ITEM	UNIT	R E G I O N   A N D   M A R K E T   P L A C E S											OROMIYA AVERAGE	
		O R O M I Y A												
		Nazareth	Shashe- mene	Diksise	Asella	Asebe- Teferi	Bedessa	Alemaya	Boreda	Adaba	Robe	Hagere- Mariam		Negele- Borena
P R I C E   I N   B I R R														
Barley Mixed.....	Kg	-	-	-	-	-	-	-	-	-	-	-	4.24	4.54
Maize.....	Kg	-	-	-	2.75	2.20	-	2.25	2.25	-	-	2.44	2.90	2.17
Oats.....	Kg	6.00	5.50	5.33	5.00	6.00	4.67	-	-	-	-	-	4.50	5.04
Sorghum.....	Kg	-	-	-	-	2.60	-	-	-	-	-	-	-	2.60
Durrah.....	Kg	-	-	-	-	-	-	-	-	-	-	-	-	3.93
'Furno Duket' Locally Processed..	Kg	4.00	3.50	4.50	3.50	4.00	4.50	4.50	4.33	-	3.58	4.00	4.67	4.35
<b>PULSES UNMILLED</b>														
Horse Beans.....	Kg	3.00	4.54	3.95	3.20	5.00	4.83	4.50	3.00	2.99	-	4.00	4.00	3.70
Peas White.....	Kg	4.00	3.83	-	3.23	4.00	-	-	-	3.57	-	-	3.50	3.89
Peas Black.....	Kg	3.63	3.58	-	-	-	-	4.50	3.50	-	-	-	3.50	3.72
Peas Mixed.....	Kg	-	3.29	-	3.20	4.67	3.70	-	-	3.18	2.52	4.00	3.50	3.57
Soya Beans.....	Kg	-	-	-	3.30	-	-	-	-	-	-	-	4.00	3.58
Chick Peas.....	Kg	3.33	4.33	2.30	3.16	-	2.20	4.50	3.50	3.45	3.11	4.00	4.00	3.75
Lentils.....	Kg	5.50	5.00	5.00	6.00	6.00	4.48	5.00	4.50	4.65	4.69	5.00	5.00	5.27
Haricot Beans.....	Kg	2.25	2.17	1.54	1.78	2.00	2.46	2.17	3.00	-	-	2.40	2.77	2.31
Lima Beans.....	Kg	-	2.11	-	3.06	-	2.19	1.83	-	-	-	2.00	2.34	2.27
Vetch.....	Kg	1.93	2.14	1.90	2.18	2.57	2.50	-	2.50	2.11	2.17	-	2.51	2.32
Fenugreek.....	Kg	9.00	13.22	-	12.00	15.00	16.00	15.50	13.33	9.10	-	12.67	-	11.66
<b>PULSES MILLED OR SPLIT</b>														
Horse Beans Milled.....	Kg	-	6.67	5.33	5.00	-	-	-	-	-	-	5.00	-	5.50
Peas Milled.....	Kg	6.17	7.09	-	5.00	-	-	-	-	6.00	7.00	-	-	6.36
Chick Peas Milled.....	Kg	-	-	-	5.00	-	-	-	-	-	-	-	-	5.00
Mixed Pulses Milled.....	Kg	5.17	6.08	-	5.00	6.11	7.93	5.33	7.93	-	-	5.00	5.00	5.39
Vetch Milled.....	Kg	-	4.22	-	-	-	-	-	-	5.00	-	-	-	4.45
Peas Split.....	Kg	5.83	5.02	5.17	4.50	5.67	5.00	5.50	5.33	5.50	6.00	5.33	5.00	5.38
Peas Split(Roasted).....	Kg	4.50	5.28	-	5.00	6.00	5.67	5.50	-	6.00	-	-	5.83	5.38

Table 5 : Average Retail Price of Goods and Services by Region and Selected Market Places - Group 5 Market Places (Cont'd)

August 2006  
Nehase 1998

ITEM	UNIT	R E G I O N   A N D   M A R K E T   P L A C E S												OROMIYA AVERAGE
		O R O M I Y A												
		Nazareth	Shashe- mene	Diksize	Asella	Asebe- Teferi	Bedessa	Alemaya	Boreda	Adaba	Robe	Hagere- Mariam	Negele- Borena	
P R I C E   I N   B I R R														
Horse Beans Split(Roasted).....	Kg	4.00	5.02	-	-	5.75	5.50	-	-	-	-	-	-	5.53
Lentils Split.....	Kg	7.50	7.31	7.50	7.50	7.33	7.33	8.17	7.67	7.50	7.33	8.00	8.00	7.49
Vetch Split(Roasted).....	Kg	4.00	3.66	-	-	-	-	-	-	-	-	-	4.00	3.89
Chick Peas Split(Roasted).....	Kg	4.58	-	-	-	-	-	-	-	-	-	-	-	4.58
Fenugreek Milled.....	Kg	12.00	16.57	16.00	12.33	20.83	20.00	19.00	-	10.00	10.67	20.00	20.00	16.72
<b>OIL SEEDS</b>														
Niger Seed.....	Kg	7.93	4.67	-	5.49	5.00	5.00	-	-	5.27	-	6.00	-	4.86
Linseed White.....	Kg	-	-	-	5.36	6.00	-	-	-	-	-	-	-	5.01
Linseed Black.....	Kg	-	4.18	-	4.18	5.83	4.23	4.83	6.00	3.03	3.55	5.00	-	4.46
Sesame Seed.....	Kg	-	8.17	-	8.00	-	6.00	-	-	-	-	-	8.33	6.42
Sunflower.....	Kg	3.66	3.63	4.92	3.57	3.00	3.50	4.17	-	-	4.42	5.00	5.42	3.93
Castor Beans.....	Kg	1.03	-	2.41	-	3.75	3.20	3.65	2.88	3.16	-	-	-	3.17
Rape Seed.....	Kg	1.71	3.23	4.12	3.71	3.33	2.52	4.00	3.33	2.86	4.60	4.00	-	3.37
Ground Nut Shelled.....	Kg	7.00	7.33	6.83	7.17	6.37	8.44	-	7.50	6.00	5.33	7.00	-	6.84
<b>PREPARED CEREAL PRODUCTS</b>														
Spaghetti (Local) Without Egg....	Kg	9.67	9.00	10.00	9.00	6.00	5.50	7.00	7.00	-	-	10.00	9.00	8.43
Pastini.....	Kg	9.33	10.00	-	9.00	-	9.33	8.00	-	10.00	9.00	10.00	8.00	9.59
Macaroni (Local) Without Egg.....	Kg	6.00	6.00	6.00	6.00	6.00	6.00	6.00	5.67	5.50	6.00	6.00	6.00	5.86
'Fafa' Flour.....	kg	-	10.67	-	10.00	-	-	-	-	-	-	-	-	9.86
'Dube' Flour.....	kg	5.50	6.00	-	7.00	-	-	-	-	4.00	6.00	-	6.00	5.60
<b>BREAD AND OTHER PREPARED FOODS</b>														
'Enjera' ('Teff' Mixed).....	325gm	.79	1.39	.71	1.03	.98	.86	1.22	1.32	.93	.99	.78	.85	.96
'Dabo' (Traditional Ambasha)..	350gm	1.01	1.05	1.08	.74	-	-	-	-	.60	1.20	.66	.71	.83
'Dabo' (Traditional Sheleto)..	350gm	.76	-	.60	.54	.91	.71	1.09	-	.47	-	.64	.67	.68

Table 5 : Average Retail Price of Goods and Services by Region and Selected Market Places - Group 5 Market Places (Cont'd)

August 2006  
Nehase 1998

ITEM	UNIT	R E G I O N A N D M A R K E T P L A C E S												OROMIYA AVERAGE
		O R O M I Y A												
		Nazareth	Shashe- mene	Diksise	Asella	Asebe- Teferi	Bedessa	Alemaya	Boreda	Adaba	Robe	Hagere- Mariam	Negele- Borena	
P R I C E I N B I R R														
Bread Wheat (Bakery).....	350gm	1.96	1.22	1.25	.90	2.29	1.65	1.65	1.56	1.02	-	1.42	1.25	1.59
Biscuits .....	150gm	2.14	2.14	3.00	2.14	2.73	2.73	2.73	2.73	2.14	2.14	2.73	1.67	2.53
<b>MEAT</b>														
Beef .....	Kg	32.33	29.33	19.54	22.00	30.00	28.00	22.67	25.00	26.00	26.50	30.00	18.67	24.59
Camel Meat .....	Kg	-	-	-	-	-	-	-	-	-	-	7.32	-	7.32
<b>FISH AND FISH PRODUCTS</b>														
Fish Fresh.....	Kg	-	-	-	1.67	-	-	-	-	-	-	-	-	1.67
Sardines (Imported).....	125gm	6.50	7.17	-	8.17	7.89	7.89	6.58	6.58	-	-	10.00	9.67	7.66
<b>DIARY PRODUCTS AND EGG</b>														
Cow Milk (Unpasteurized).....	Lt	3.03	4.00	3.03	3.00	3.85	3.85	2.55	2.64	3.03	2.22	-	3.47	3.09
Cow Milk (pasteurized).....	Lt	5.40	-	-	-	-	-	-	-	-	-	-	-	5.70
Camel Milk.....	Lt	-	-	-	-	2.88	-	-	-	-	-	2.03	2.70	2.54
Goat Milk.....	Lt	-	-	-	-	-	-	-	-	-	-	-	-	-
Powdered Milk (Edget).....	450gm	-	-	-	-	-	-	-	-	-	-	-	-	-
Yoghurt (Traditional).....	Lt	4.63	6.00	-	4.00	4.69	6.13	6.00	-	3.45	6.55	-	6.06	5.17
Cheese Cottage.....	Kg	-	-	-	4.32	-	-	-	-	4.05	3.28	-	7.41	6.04
Egg (Traditional).....	Dozen	6.00	6.00	4.80	4.80	6.00	4.80	5.20	4.00	4.80	4.00	6.00	4.80	5.74
<b>OILS AND FATS</b>														
Butter Unrefined.....	Kg	40.67	34.67	25.42	30.67	32.88	31.11	38.00	32.75	33.67	38.67	34.00	28.21	31.09
Cooking Oil (Imported).....	Lt	10.78	14.00	11.78	14.00	13.67	10.89	10.01	11.83	13.00	14.00	-	11.33	13.00
Cooking Oil (Local).....	Lt	12.00	10.83	10.00	10.00	10.00	11.00	12.33	12.00	11.00	10.37	12.00	12.67	11.00

Table 5 : Average Retail Price of Goods and Services by Region and Selected Market Places - Group 5 Market Places (Cont'd)

August 2006  
Nehase 1998

R E G I O N   A N D   M A R K E T   P L A C E S														
ITEM	UNIT	O R O M I Y A											OROMIYA AVERAGE	
		Nazareth	Shashe- mene	Diksise	Asella	Asebe- Teferi	Bedessa	Alemaya	Boreda	Adaba	Robe	Hagere- Mariam		Negele- Borena
P R I C E   I N   B I R R														
<b>VEGETABLES AND FRUITS</b>														
<b>VEGETABLES (FRESH)</b>														
Ethiopian Kale.....	Kg	1.23	1.61	.42	.80	1.73	.50	.42	.99	-	.49	1.49	1.18	.80
Cabbage.....	Kg	1.29	1.44	.46	.65	-	1.01	1.26	.74	.67	.70	2.16	1.25	1.15
Lettuce.....	Kg	2.35	1.25	-	.86	-	-	1.32	-	-	-	-	-	2.07
Spinach.....	Kg	1.53	1.03	-	.79	-	-	-	-	-	-	-	-	1.00
Carrot.....	Kg	1.48	1.55	-	1.06	2.04	2.15	1.37	-	1.82	.99	2.21	2.00	1.60
Tomatoes.....	Kg	2.59	3.06	2.03	2.36	4.17	-	2.07	-	3.57	3.16	3.03	2.67	3.63
Onions.....	Kg	1.71	2.07	1.93	3.01	2.94	-	1.99	2.65	2.63	2.94	3.00	-	2.76
Garlics.....	Kg	-	-	-	11.20	10.37	12.26	9.48	6.69	9.14	-	8.00	13.10	8.82
Leaks.....	Kg	1.56	2.05	-	3.00	-	-	2.17	-	3.85	2.17	3.00	2.33	2.64
Pepper Green.....	Kg	5.93	2.59	3.20	3.50	6.53	3.48	3.47	-	4.25	2.95	3.49	5.83	4.12
Pumpkin .....	Kg	-	-	.22	.32	-	.32	.67	.44	.88	-	-	1.10	.65
Green Peas.....	Kg	1.73	4.00	-	-	-	-	-	-	-	-	-	-	3.39
Beet Root.....	Kg	1.37	1.54	-	1.11	2.00	1.09	.95	.91	.88	.88	1.42	2.50	1.21
Cauliflower.....	Kg	-	2.07	-	-	-	-	-	-	-	-	-	-	2.07
<b>FRUITS FRESH</b>														
Banana.....	Kg	2.50	3.00	3.00	2.50	-	-	4.00	1.86	2.63	3.50	2.21	3.83	2.88
Orange.....	Kg	3.00	4.50	-	3.00	4.00	-	5.00	-	5.27	3.33	-	5.67	4.29
Lemon.....	Kg	3.50	3.33	3.27	3.41	-	2.15	3.96	2.49	4.25	1.88	3.07	3.58	2.56
Tangerine.....	Kg	-	4.00	-	-	-	-	-	-	3.85	-	-	5.25	4.26
Papaya.....	Kg	2.50	3.50	-	2.00	2.69	-	-	-	-	-	2.53	2.25	2.05
Grapes.....	Kg	-	-	-	-	-	-	-	-	-	-	-	-	-
Avocado.....	Kg	3.00	3.00	-	3.00	-	-	-	-	3.23	5.56	2.64	4.33	3.69
Mango.....	Kg	3.00	4.50	-	3.00	4.00	2.48	4.00	-	-	-	3.07	-	3.16
Cactus.....	Kg	-	-	-	-	.72	-	-	.56	-	.73	-	-	.67

Table 5 : Average Retail Price of Goods and Services by Region and Selected Market Places - Group 5 Market Places (Cont'd)

August 2006  
Nehase 1998

ITEM	UNIT	R E G I O N   A N D   M A R K E T   P L A C E S												OROMIYA AVERAGE
		O R O M I Y A												
		Nazareth	Shashe- mene	Diksise	Asella	Asebe- Teferi	Bedessa	Alemaya	Boreda	Adaba	Robe	Hagere- Mariam	Negele- Borena	
P R I C E   I N   B I R R														
<b>SPICES</b>														
Pepper Whole.....	Kg	11.67	12.17	5.11	9.00	7.00	5.17	-	9.00	8.00	6.50	13.67	-	8.35
Black Pepper(Local).....	Kg	-	33.33	34.33	16.99	-	-	-	-	40.00	35.00	12.00	-	22.39
Long Pepper(Local).....	Kg	12.00	31.74	13.33	-	-	14.00	-	10.33	28.00	-	14.00	-	14.32
White Cumin(Bishop's Weed)Local..	Kg	8.33	10.00	11.67	11.33	12.00	12.00	12.00	8.00	12.58	23.33	10.00	8.89	10.08
Black Cumin(Local).....	Kg	14.00	16.67	15.33	13.33	16.00	15.67	16.00	11.33	15.81	13.05	14.00	13.89	13.59
Ginger Dry(Local).....	Kg	12.00	12.25	10.67	13.69	-	13.00	12.33	12.00	12.00	10.00	-	20.00	12.09
Ginger Wet(Local).....	Kg	2.83	2.83	2.67	3.49	4.00	3.33	4.67	-	3.23	3.00	2.50	4.00	3.28
Cloves(Imported).....	Kg	60.00	50.00	58.33	60.00	60.00	60.00	70.00	-	-	55.00	55.00	100.00	58.77
Cinnamon(Imported).....	Kg	20.00	24.07	21.33	20.00	30.00	28.50	30.00	-	20.00	20.33	22.00	-	22.36
Cardamon(Local).....	Kg	22.00	24.07	22.33	12.04	25.00	24.67	18.00	22.00	16.74	20.67	22.00	30.55	20.14
Tumeric Flour(Local).....	Kg	5.67	6.25	3.33	4.45	6.67	5.33	4.33	3.33	5.00	4.17	6.00	5.83	4.49
Chillies Whole.....	Kg	12.00	15.26	15.33	11.58	-	11.33	14.00	10.67	12.63	26.67	12.00	-	11.55
Basil Dry.....	Kg	6.00	6.55	10.00	10.83	10.00	8.83	12.00	7.64	8.49	15.56	6.00	15.28	8.71
<b>POTATOES, OTHER TUBERS AND STEMS</b>														
Potato.....	Kg	1.29	1.53	.62	1.23	-	1.66	1.69	.92	.84	.96	1.80	1.08	1.32
Sweet Potato.....	Kg	1.23	2.03	-	-	-	.50	-	.54	1.22	1.68	1.01	1.55	1.05
'Kocho' (Unprocessed).....	Kg	3.82	2.07	-	2.26	-	-	-	-	-	-	1.32	3.21	2.02
'Bula'.....	Kg	6.33	2.25	-	2.46	-	-	-	-	2.04	-	-	5.77	3.38
<b>COFFEE, TEA, CHAT AND BUCK-THORN LEAVES</b>														
Tea Leaves(Local).....	100gm	2.00	2.00	2.00	2.00	2.00	2.00	2.00	2.00	2.00	2.00	2.00	2.00	1.96
Coffee Whole.....	Kg	-	-	-	-	-	8.84	-	-	-	10.92	7.37	9.00	7.96
Coffee Beans.....	Kg	15.00	18.79	19.67	18.67	17.86	16.97	19.67	-	16.38	17.17	17.67	16.25	17.51
Coffee Leaves.....	Kg	-	-	4.85	-	-	3.42	-	-	8.37	9.44	-	-	6.52
Buck Thorn Leaves.....	Kg	4.36	1.96	7.17	2.90	6.67	3.35	4.55	3.13	3.54	4.72	-	3.55	4.06

Table 5 : Average Retail Price of Goods and Services by Region and Selected Market Places - Group 5 Market Places (Cont'd)

August 2006  
Nehase 1998

R E G I O N   A N D   M A R K E T   P L A C E S														
ITEM	UNIT	O R O M I Y A												OROMIYA AVERAGE
		Nazareth	Shashe- mene	Diksise	Asella	Asebe- Teferi	Bedessa	Alemaya	Boreda	Adaba	Robe	Hagere- Mariam	Negele- Borena	
P R I C E   I N   B I R R														
'Chat'.....	Kg	25.93	29.09	44.81	26.68	5.28	6.72	14.96	10.20	43.14	53.10	12.27	9.23	16.03
Malt-Barley.....	Kg	3.07	4.60	-	3.60	9.39	-	6.12	-	-	6.25	4.48	-	4.10
Malt-Wheat.....	Kg	3.00	4.95	-	3.20	-	-	-	-	-	-	4.77	-	3.74
<b>OTHER FOOD ITEMS</b>														
Salt.....	Kg	1.25	1.50	1.33	1.25	1.00	1.00	1.25	1.25	1.50	1.30	2.00	2.00	1.42
Sugar.....	Kg	8.00	8.50	8.00	8.00	8.00	8.00	7.00	7.50	9.00	8.00	8.00	9.82	8.21
Honey.....	Kg	20.00	17.67	16.67	20.00	-	24.00	25.00	29.33	23.07	16.33	-	14.33	17.55
Canned Tomato (Local).....	410gm	6.33	6.00	8.79	6.50	6.00	6.17	5.83	6.00	-	8.30	6.50	6.50	6.63
<b>FOOD TAKEN AWAY FROM HOME</b>														
Cup of Tea.....	No	.70	.60	.50	.50	.50	.50	.43	.25	.50	.50	.50	.50	.50
Cup of Coffee.....	No	1.50	1.25	1.00	1.00	1.00	1.00	1.00	.50	1.00	1.00	1.00	1.00	1.01
Cup of Milk.....	No	1.50	1.25	1.00	1.00	1.00	1.00	1.00	.75	1.00	1.00	1.25	1.00	1.05
'Key Wot Yebere'.....	One Meal	8.67	6.00	5.00	-	-	-	6.00	-	-	-	7.00	5.33	6.33
'Key Wot Yebeg/Yefyel'.....	One Meal	10.67	7.33	5.00	7.00	7.00	6.67	6.00	6.33	6.00	-	7.00	6.67	6.94
<b>COST OF MILLING</b>														
Cereals.....	100Kg	15.00	14.33	15.33	13.00	10.00	10.83	15.00	15.00	8.00	12.00	20.00	15.00	12.31
Pulses.....	100Kg	10.00	9.67	11.00	13.00	10.00	15.00	11.67	20.00	15.00	10.00	-	15.00	12.28
Pepper Whole.....	100Kg	100.00	76.67	100.00	75.00	50.00	50.00	100.00	100.00	100.00	56.67	-	100.00	75.16
<b>BEVERAGES - NON ALCOHOLIC</b>														
Ambo Mineral Water.....	500cc	1.50	2.00	2.00	2.00	2.00	-	2.00	-	2.50	3.00	2.00	3.00	2.19
Bure Mineral Water.....	500cc	-	-	-	-	-	-	-	-	-	-	-	-	2.00
Coca Cola/Fanta.....	300cc	1.92	2.17	2.50	2.25	2.25	2.50	2.25	2.25	2.50	3.00	2.50	3.00	2.39

Table 5 : Average Retail Price of Goods and Services by Region and Selected Market Places - Group 5 Market Places (Cont'd)

August 2006  
Nehase 1998

ITEM	UNIT	R E G I O N   A N D   M A R K E T   P L A C E S											OROMIYA AVERAGE	
		O R O M I Y A												
		Nazareth	Shashe- mene	Diksise	Asella	Asebe- Teferi	Bedessa	Alemaya	Boreda	Adaba	Robe	Hagere- Mariam		Negele- Borena
P R I C E   I N   B I R R														
Pepsi Cola/Mirinda.....	300cc	1.92	2.17	2.50	2.25	2.25	2.50	2.25	2.25	2.50	3.00	2.50	3.00	2.42
<b>BEVERAGES - ALCOHOLIC</b>														
Araki (Local).....	900cc	20.67	19.83	21.67	18.67	19.88	21.57	25.28	28.31	30.00	25.00	20.00	27.67	23.10
Cognac (Local).....	900cc	18.00	20.00	-	18.67	19.21	-	-	-	-	-	-	-	19.61
Brandy (Local).....	900cc	18.00	20.00	-	18.67	19.88	-	-	-	-	-	-	-	19.51
Gin (Local).....	900cc	17.33	20.00	21.67	18.67	19.88	22.25	25.28	28.31	30.00	25.00	-	28.67	23.16
Saris Wine (Normal).....	750cc	7.50	7.08	7.67	14.00	8.00	17.33	8.33	18.00	15.00	12.00	6.67	-	10.96
'Katikalla'.....	Lt	7.33	10.00	10.45	10.00	10.00	8.24	10.00	6.74	7.04	7.69	10.00	14.44	9.24
Beer (Bedele).....	330cc	3.00	3.50	-	-	-	-	-	-	-	4.00	4.00	4.00	3.53
Beer (Harar).....	330cc	3.00	3.83	3.50	3.33	3.00	3.25	3.00	3.25	4.00	4.00	4.00	4.00	3.56
Beer (Meta Abo).....	330cc	3.00	3.67	4.00	3.33	-	-	-	-	4.00	4.00	4.00	4.00	3.76
'Tella'.....	Lt	.82	1.00	1.00	1.25	1.25	1.00	1.11	1.11	.75	1.11	1.33	1.03	.96
'Tej' (Mead).....	Lt	2.26	2.40	2.00	3.00	2.13	3.00	3.03	-	2.00	4.02	1.92	2.78	2.55
<b>CIGARETTES AND TOBACCO</b>														
<b>CIGARETTES</b>														
Nyala.....	Packet	4.00	4.00	4.00	4.00	4.00	3.50	3.50	-	3.00	3.50	4.00	4.00	3.83
Gissila.....	Packet	2.00	2.00	1.00	1.50	-	-	-	-	2.00	-	-	-	1.31
Rothmans.....	Packet	8.00	10.00	10.00	10.00	-	-	10.00	10.00	-	8.50	8.00	10.00	9.66
<b>TOBACCO</b>														
'Gaya'.....	Kg	-	-	-	6.94	-	-	-	-	-	20.00	-	-	11.31
<b>CLOTHING AND FOOT WEAR</b>														

Table 5 : Average Retail Price of Goods and Services by Region and Selected Market Places - Group 5 Market Places (Cont'd)

August 2006  
Nehase 1998

ITEM	UNIT	R E G I O N   A N D   M A R K E T   P L A C E S											OROMIYA AVERAGE	
		O R O M I Y A												
		Nazareth	Shashe- mene	Diksise	Asella	Asebe- Teferi	Bedessa	Alemaya	Boreda	Adaba	Robe	Hagere- Mariam		Negele- Borena
P R I C E   I N   B I R R														
<b>CLOTHING</b>														
Abujedid(Akaki/Bahir Dar)91cm.	Meter	4.33	6.00	6.25	4.83	4.95	4.95	4.46	4.50	-	6.00	7.00	-	5.37
Abujedid(Komb./Arba Min.)150cm	Meter	6.33	7.33	7.00	8.00	-	-	-	-	7.00	9.00	10.00	9.00	8.46
Khaki(S-10,000 Twil)110cm.....	Meter	-	13.17	-	-	-	-	-	-	-	-	-	-	13.17
Khaki(Akaki)91cm.....	Meter	19.33	10.33	-	-	-	-	-	-	-	-	-	-	14.83
Wool-England 100%.....	Meter	-	-	-	-	-	-	-	-	-	-	-	-	-
Tetron(Arba Minch).....	Meter	-	-	-	17.67	-	-	-	-	-	-	-	-	21.56
Poplin(Dire Dawa)105cm.....	Meter	5.00	7.67	-	6.00	6.00	6.59	-	-	-	-	7.00	-	6.68
Poplin(Komb./Arba Minch)150cm.	Meter	11.17	10.00	-	10.67	-	-	-	-	13.00	-	12.00	13.00	11.67
Nylon(Mojo).....	Meter	9.33	10.00	-	10.00	-	-	-	-	-	8.00	-	12.75	9.53
Polyster(Arba Minch/Awasa)....	Meter	17.00	-	-	15.33	-	-	-	-	-	15.00	-	-	16.00
Jersi.....	Meter	-	-	-	-	-	10.00	10.00	22.00	-	-	-	-	16.00
Cotton.....	Kg	6.98	-	-	5.67	-	-	-	6.00	6.25	-	-	-	6.46
Hisufi .....	Meter	-	-	-	-	-	-	-	15.00	-	-	-	-	21.57
Kefay .....	Meter	-	-	-	-	-	-	-	30.00	-	-	-	24.33	25.44
<b>COST OF TAILORING</b>														
Woolen Suit (Men).....	No	300.00	278.33	-	250.00	283.33	-	-	-	280.00	233.33	-	-	271.45
Khaki Suit (Men).....	No	38.33	63.33	61.67	66.67	-	-	55.00	-	63.33	45.00	81.67	-	55.24
Khaki Suit (Boys).....	No	-	30.00	31.67	33.33	-	-	33.33	-	35.00	35.00	53.33	-	32.26
Tateron Suit (Men) .....	No	63.33	75.00	66.67	66.67	-	-	58.33	-	73.33	45.00	81.67	-	56.33
Tateron Suit (Boys) .....	No	-	35.00	36.67	35.00	-	-	35.00	-	40.00	35.00	53.33	-	35.33
<b>READY-MADE / FOR ADULTS</b>														
'Netela'.....	No	26.00	38.33	25.33	27.33	-	-	-	-	28.00	34.33	25.33	-	28.89
'Gabi'.....	No	57.67	87.33	65.00	62.67	-	-	-	90.00	79.00	93.33	95.00	-	70.92

Table 5 : Average Retail Price of Goods and Services by Region and Selected Market Places - Group 5 Market Places (Cont'd)

August 2006  
Nehase 1998

ITEM	UNIT	R E G I O N   A N D   M A R K E T   P L A C E S											OROMIYA AVERAGE	
		O R O M I Y A												
		Nazareth	Shashe- mene	Diksise	Asella	Asebe- Teferi	Bedessa	Alemaya	Boreda	Adaba	Robe	Hagere- Mariam		Negele- Borena
P R I C E   I N   B I R R														
Shirts Long Sleeved (Local).....	No	37.67	50.67	-	-	-	-	-	-	-	-	-	-	42.22
Shirts Short Sleeved (Local).....	No	-	50.00	-	-	-	-	-	-	-	-	-	-	41.67
Shirts Long Sleeved (Imported)...	No	90.00	46.67	41.67	44.33	-	41.67	-	46.00	60.00	86.25	55.00	62.33	49.91
Shirts Short Sleeved (Imported)...	No	83.33	45.00	37.00	38.33	-	53.33	32.67	43.33	55.00	75.00	48.33	55.00	45.17
Socks (Cotton) Imported.....	Pair	14.00	5.00	4.67	4.83	6.00	4.67	3.00	4.67	8.00	7.00	6.67	6.67	5.75
Sweater (Local) Men.....	No	-	-	-	-	-	-	-	-	70.00	-	58.33	-	52.08
Sweater (Local) Women.....	No	-	-	-	-	-	-	-	-	60.00	43.33	68.33	-	51.25
Shash (Imported).....	No	5.00	15.33	12.67	11.33	-	7.00	14.00	8.67	-	13.33	9.33	19.33	10.27
Singlets (Local) White.....	No	-	17.67	12.67	9.67	-	-	-	-	-	-	-	14.67	12.39
Jeans Trouser.....	No	103.33	81.67	68.33	76.67	-	81.67	68.33	80.00	90.00	106.67	85.00	110.00	83.03
Woolen Suit.....	No	-	-	-	-	-	-	-	-	-	-	-	-	-
'Kemisna Netela'.....	No	113.33	123.33	103.33	82.67	100.00	100.00	-	120.00	-	113.33	83.33	163.33	109.29
Sweater-Men (Imported).....	No	-	-	88.33	81.67	-	96.67	85.00	96.67	95.00	92.50	95.00	116.67	88.80
Sweater-Women (Imported).....	No	38.33	46.00	56.67	63.33	-	72.50	58.33	61.67	85.00	77.50	85.00	68.33	63.12
Nylon Dress.....	No	31.33	-	-	29.33	-	-	-	-	-	-	-	-	30.33
Tetron Trouser.....	No	-	-	-	41.67	-	-	-	-	65.00	-	38.33	-	45.83
Leather Jacket.....	No	-	-	-	-	-	-	-	-	-	-	-	-	545.83
Under Wear China.....	No	13.33	24.33	11.67	12.67	-	13.00	-	15.00	14.67	12.33	11.67	14.67	13.26
Deriya .....	NO	9.00	9.33	-	-	-	-	14.45	-	-	14.44	15.67	-	11.62
Polyester Suit.....	No	-	-	-	-	-	-	-	-	-	-	-	-	-
Khaki Short .....	No	-	-	-	-	-	-	-	-	6.00	-	-	-	13.25
T-Shirts .....	No	55.00	43.33	26.00	18.00	-	29.33	19.33	31.67	29.33	28.67	25.67	53.33	28.17
Jogging Suit(sport tuta) .....	No	-	91.67	61.67	61.67	-	81.67	55.00	96.67	91.67	86.67	83.33	101.67	82.38
Khaki Jacket .....	No	160.00	-	120.00	-	-	-	-	-	118.33	-	100.00	105.00	110.35
Geldem .....	No	18.67	26.00	17.67	20.00	22.33	33.67	28.33	25.67	24.33	35.00	23.67	26.00	24.21

Table 5 : Average Retail Price of Goods and Services by Region and Selected Market Places - Group 5 Market Places (Cont'd)

August 2006  
Nehase 1998

ITEM	UNIT	R E G I O N   A N D   M A R K E T   P L A C E S											DROMIYA AVERAGE
		O R O M I Y A											
		Nazareth	Shashe- mene	Diksise	Asella	Asebe- Teferi	Bedessa	Alemaya	Boreda	Adaba	Robe	Hagere- Mariam	
P R I C E   I N   B I R R													
<b>READY-MADE / FOR CHILDREN</b>													
Sweater (Local) for Boys.....	No	-	24.67	14.67	19.00	-	-	-	-	22.00	18.67	-	16.89
Socks (Imported) Cotton.....	Pair	6.00	4.00	3.00	3.17	3.00	3.00	1.83	2.00	3.00	3.33	6.00	3.19
Jeans Trouser.....	No	-	48.33	-	41.67	-	47.50	40.00	61.67	-	60.00	-	55.75
Shirt Long Sleeved(Imported)Boys.	No	26.00	34.33	-	17.67	-	-	-	-	36.00	19.00	27.50	24.25
Sweater (England) for Girls.....	No	-	29.33	-	26.67	-	-	-	-	-	-	31.67	27.47
Short for Boys.....	No	-	-	-	-	-	-	-	-	3.00	-	-	3.50
Kemise(for children) .....	No	58.33	47.67	33.67	53.33	-	49.33	-	41.67	37.67	41.67	45.00	44.83
<b>FOOTWEAR (MEN AND WOMEN)</b>													
Anbessa Leather Shoes Men(Local)Pair		165.00	115.00	80.00	106.67	-	93.33	100.00	83.00	85.00	116.67	81.67	97.61
Leather Shoes Men (Croft).....	Pair	290.00	-	-	-	-	-	-	-	-	-	-	229.64
Walking Shoes(Imp.) Non-Leather Pair		130.00	151.67	-	115.00	-	130.00	-	105.00	-	-	146.67	108.57
Canvas Shoes (Local) Men.....	Pair	-	25.00	20.33	26.00	-	-	-	-	25.00	-	31.67	25.87
Canvas Shoes (China) Men.....	Pair	20.67	27.00	22.00	24.67	-	21.67	23.67	-	28.00	-	30.00	27.33
Plastic Shoes (Local) Women....	Pair	7.67	6.33	7.33	6.33	6.00	6.00	5.00	5.50	6.00	7.00	7.67	6.42
Slippers Sponge Adult (China)..	Pair	5.33	7.00	7.00	7.00	6.00	-	7.33	7.00	8.00	-	-	6.67
Boots for Men Plastic (Local)..	Pair	41.67	-	38.33	-	-	40.67	35.67	40.00	42.00	40.00	41.33	38.67
Sendel Plastic Shoes (Imp.)....	Pair	-	-	-	-	-	40.00	33.33	38.33	25.00	-	-	20.41
Cost of Mending Shoes sole(Men).Pair		24.33	24.33	-	16.67	18.33	17.67	19.33	-	25.00	25.00	-	20.63

Table 5 : Average Retail Price of Goods and Services by Region and Selected Market Places - Group 5 Market Places (Cont'd)

August 2006  
Nehase 1998

ITEM	UNIT	R E G I O N   A N D   M A R K E T   P L A C E S											OROMIYA AVERAGE
		O R O M I Y A											
		Nazareth	Shashe- mene	Diksise	Asella	Asebe- Teferi	Bedessa	Alemaya	Boreda	Adaba	Robe	Hagere- Mariam	

P R I C E   I N   B I R R

CONSTRUCTION MATERIALS, WATER, AND  
FUEL AND POWER

CONSTRUCTION MATERIALS

Cement/Bag/(Local).....	50Kg	132.50	140.00	-	125.00	-	120.00	113.33	110.00	-	135.00	120.00	-	128.43
Lime.....	Kg	.60	1.00	-	.54	2.42	-	-	2.42	-	-	-	2.00	1.38
Nail (7cm - 12cm).....	Kg	10.00	9.00	9.67	9.00	8.67	10.00	11.67	10.00	12.00	9.33	10.00	11.00	9.86
Nail With Cape.....	Kg	12.00	14.00	12.33	12.00	12.00	13.67	15.33	14.00	14.00	11.33	13.67	13.00	13.55
Corrugated Iron Sheet (.2mm).....	No	62.00	42.33	-	42.33	-	43.00	43.33	40.33	45.00	37.00	42.00	44.00	43.44
Wood for House Construction('Atana')..	No	13.67	9.33	-	10.33	8.00	-	-	-	-	12.67	9.33	13.00	8.01
Wall Paints-Super (Fluid) Normal.....	4Kg	58.00	58.00	76.00	57.33	62.86	58.00	72.38	68.57	55.00	54.67	54.00	62.67	59.45
Wall Paints-Super (Fluid) Plastic.....	4Kg	88.00	87.67	-	103.62	90.00	-	90.00	90.00	-	90.00	86.00	93.00	89.76
Coarse Aggregate Gravel.....	Meter Cube	96.00	-	-	-	-	-	-	-	-	-	-	-	96.00
Hollow Concrete Block(20x20x40 cm Cube)No		3.00	3.90	-	5.00	3.00	-	3.50	-	-	4.00	-	3.50	4.15
Bricks (25cm x 12cm x 6cm).....	No	1.92	2.58	-	1.75	-	-	-	-	-	2.40	-	-	2.29
Floor Board 4m Length.....	No	-	40.67	-	63.00	-	-	-	-	50.00	-	42.33	60.00	46.47
Iron Pipe 6mt. (1/2 inch Wide) Local..	No	84.67	95.67	-	90.67	-	-	55.00	-	-	50.00	45.00	58.00	71.92
Chipwood (125cm x 250cm x 8mm).....	No	127.00	129.00	-	95.00	-	-	-	-	-	-	-	-	119.00
Sand.....	Meter Cube	-	-	-	176.67	-	-	-	-	-	-	-	-	231.63
Gutter N# 32.....	Meter	-	39.33	-	22.00	20.00	-	-	-	-	45.00	-	-	27.19
Window Glass (50cm x 50cm x 3mm).....	No	12.00	15.00	-	15.00	9.00	-	-	-	-	-	-	-	16.71
Water Tanker (1meter cube).....	No	1166.67	-	-	-	-	-	-	-	-	-	-	-	1355.63
Stone for House Construction..	Meter Cube	-	-	-	38.33	-	-	-	-	-	-	-	-	35.63
Mega Paints.....	4Kg	58.00	57.67	-	-	62.10	-	-	-	55.00	-	53.67	62.00	56.88
Tseday Paints.....	4Kg	-	57.67	-	-	-	-	-	-	-	-	-	-	57.67
"Yewellel Nitaf"(Tile).....	No	69.00	-	-	-	-	-	-	-	-	-	-	-	69.00

WATER

Water.....	Meter Cube	10.77	8.02	3.44	9.76	9.17	13.33	7.92	13.33	6.54	5.33	10.00	10.83	8.68
------------	------------	-------	------	------	------	------	-------	------	-------	------	------	-------	-------	------

Table 5 : Average Retail Price of Goods and Services by Region and Selected Market Places - Group 5 Market Places (Cont'd)

August 2006  
Nehase 1998

ITEM	UNIT	R E G I O N   A N D   M A R K E T   P L A C E S												OROMIYA AVERAGE
		O R O M I Y A												
		Nazareth	Shashe- mene	Diksisie	Asella	Asebe- Teferi	Bedessa	Alemaya	Boreda	Adaba	Robe	Hagere- Mariam	Negele- Borena	

P R I C E   I N   B I R R

**FUEL AND POWER**

Fire Wood.....	Meter Cube	-	-	100.29	86.97	129.39	99.58	-	43.99	78.53	115.45	-	65.43	90.91
Charcoal.....	Kg	1.71	1.18	2.05	1.52	2.08	2.86	1.95	1.63	1.02	2.07	1.33	.98	1.69
Dung Cake.....	Kg	.69	-	-	.61	-	-	-	-	-	.60	-	-	.58
Kerosine.....	Lt	3.41	3.49	5.30	3.44	3.32	3.33	3.26	4.50	4.00	3.56	3.70	3.65	3.79
Diesel.....	Lt	4.74	4.82	6.31	4.77	4.65	4.66	4.59	6.00	5.00	4.89	4.75	4.98	5.04
Electric.....	K.Watt	.27	.27	-	.27	-	.27	.27	.27	.27	.27	.27	.29	.27
Matches.....	Box	.20	.20	.20	.20	.25	.25	.25	.25	.25	.20	.20	.25	.22
Candles.....	No	.97	-	1.00	1.00	1.00	1.00	1.00	1.00	1.00	1.00	1.00	1.00	.97
Buthane Gas (Shell).....	12.5 Kg	99.00	122.92	-	-	-	-	-	-	-	-	-	-	117.46
Eveready Drycell.....	No	1.58	1.75	1.79	1.75	-	-	1.50	1.33	-	-	-	1.94	1.70

**FURNITURE, FURNISHING, HOUSEHOLD EQUIPMENT AND OPERATION**

**CHAIRS, TABLES, ETC.**

Table Wanza (Machine made) Varnished..	No	300.00	238.33	-	393.33	250.00	390.00	375.00	-	200.00	216.67	330.00	285.00	296.31
Table Wanza (Hand made) Not Varnished.	No	-	-	-	280.00	-	-	-	-	-	-	-	-	192.86
Chairs Wanza (Machine Made) Varnished.	No	45.00	53.33	-	116.67	70.00	60.00	150.00	-	100.00	110.00	-	145.00	91.63
Chairs Wanza (Hand Made) Varnished....	No	-	-	-	45.00	-	50.00	-	-	-	-	-	-	52.78
Cupboard Wanza (2 doors) Varnished....	No	1200.00	1666.67	-	1333.33	1133.33	1200.00	1000.00	-	1200.00	1233.33	1200.00	1550.00	1235.74
Double Bed Wanza (120cm) Varnished....	No	766.67	768.33	-	833.33	1000.00	700.00	700.00	-	420.00	450.00	430.00	625.00	637.98
Sofas (Complete).....	No	3000.00	4150.00	-	4233.33	-	-	3500.00	-	-	3666.67	3533.33	-	3547.14
Book Shelves Wanza (3 Shelves) no Door	No	366.67	408.33	-	406.67	466.67	425.00	400.00	-	400.00	386.67	333.33	500.00	398.62
Chest of Drawer .....	No	850.00	733.33	-	766.67	600.00	-	750.00	-	750.00	553.33	633.33	800.00	643.72

**FURNISHINGS & REPAIRS**

Bed Sheet (Non-Patterned Bahir Dar)														
1.90m x 2.50m.....	Pair	51.67	49.33	49.67	48.33	-	-	47.50	50.00	50.00	49.33	55.00	60.00	55.02

Table 5 : Average Retail Price of Goods and Services by Region and Selected Market Places - Group 5 Market Places (Cont'd)

August 2006  
Nehase 1998

ITEM	UNIT	R E G I O N   A N D   M A R K E T   P L A C E S											DROMIYA AVERAGE	
		O R O M I Y A												
		Nazareth	Shashe- mene	Diksise	Asella	Asebe- Teferi	Bedessa	Alemaya	Boreda	Adaba	Robe	Hagere- Mariam		Negele- Borena
P R I C E   I N   B I R R														
Bed Sheet(Patterned Kombolcha) 1.90m x 2.50m.....	Pair	89.33	55.67	-	90.67	-	-	-	-	80.00	72.50	-	65.00	80.78
Bed Cover(Patterned Kombolcha).....	No	-	65.67	-	-	-	-	-	85.00	57.50	-	80.00	66.68	
Blanket Woolen(Debre B.)160cm x 220cm.	No	79.33	83.33	67.67	74.33	85.00	81.67	83.33	80.00	-	-	83.33	81.32	
Mattress-Sponge (A.A Foam) 120cm.....	No	313.33	293.33	280.00	306.67	223.33	201.67	246.67	211.67	251.67	315.00	251.67	316.67	284.70
Towel-Local (Kombolcha).....	No	11.67	17.67	-	18.67	-	-	-	-	17.33	-	-	13.50	15.94
<b>EARTHEN WARE</b>														
Water Pot.....	No	5.33	-	6.33	5.83	-	-	-	-	4.00	7.33	9.67	-	6.92
'Jebena' Medium Size.....	No	3.00	3.00	1.92	2.00	4.00	4.83	6.00	4.33	1.00	2.00	5.00	6.00	3.38
'Mitad' (Griddle of Clay).....	No	12.00	13.33	14.67	15.00	-	11.00	10.67	-	-	17.67	10.00	15.00	16.42
Local Stove '(Lakech)'......	No	6.67	7.67	7.00	10.00	7.00	6.67	12.00	9.67	-	-	9.33	10.00	9.27
Cup for Coffee (China).....	No	1.25	1.50	1.17	1.42	1.25	1.25	1.17	1.25	2.00	1.42	1.25	1.25	1.25
Plate Clay (imported).....	No	3.00	-	3.00	4.00	-	-	4.00	4.00	-	3.67	4.83	-	3.90
<b>STRAW, BAMBOO AND OTHERS</b>														
'Sefed'.....	No	8.00	-	-	12.00	10.00	10.33	15.33	16.00	9.83	-	-	8.33	10.03
Sack 100Kg Capacity.....	No	7.33	6.00	-	6.00	-	-	-	-	-	-	-	-	7.33
<b>METAL WARE</b>														
Cooking Pan Medium (Local).....	No	28.67	26.00	15.33	19.00	32.67	33.33	-	29.33	59.33	57.67	38.00	36.00	30.90
Tray (Nickel) Medium N° 45 Local.....	No	15.33	15.33	-	11.67	-	-	-	-	17.67	13.67	-	15.00	14.35
Electric 'Mitad' Aluminium.....	No	391.67	350.00	-	435.00	-	-	-	-	-	-	-	-	435.50
Gas Stove (Kerosine) China.....	No	39.67	35.33	39.67	34.67	35.67	39.33	35.00	35.00	46.00	37.67	38.67	38.67	37.41
Refrerator.....	No	2000.00	2011.67	-	2510.00	-	-	-	-	-	-	-	-	2032.65

Table 5 : Average Retail Price of Goods and Services by Region and Selected Market Places - Group 5 Market Places (Cont'd)

August 2006  
Nehase 1998

ITEM	UNIT	R E G I O N   A N D   M A R K E T   P L A C E S											OROMIYA AVERAGE	
		O R O M I Y A												
		Nazareth	Shashe- mene	Diksise	Asella	Asebe- Teferi	Bedessa	Alemaya	Boreda	Adaba	Robe	Hagere- Mariam		Negele- Borena
P R I C E   I N   B I R R														
<b>PLASTIC WARE (LOCAL MADE)</b>														
Jerrycan (20 Litres).....	No	22.00	19.67	26.67	18.67	-	22.33	-	21.00	24.00	20.33	13.33	23.33	20.70
Bucket (20 Litres).....	No	15.33	14.67	14.67	15.33	15.00	16.00	16.00	16.00	20.67	16.33	16.67	17.33	16.00
<b>GLASS WARE</b>														
Glass for Tea (Duralax).....	No	3.08	3.50	3.00	3.83	3.50	3.92	-	-	3.75	4.00	3.50	-	3.61
<b>OTHER HOUSEHOLD EQUIPMENT</b>														
Kerosine Lamp.....	No	19.67	17.67	14.67	21.00	16.50	17.33	20.00	15.00	-	19.67	20.00	20.00	19.41
'Kuraz' Small Local Kerosine Lamp.....	No	.75	1.00	1.00	1.00	1.00	1.00	1.00	1.00	.60	1.00	1.00	1.00	.97
Flash Light.....	No	7.17	7.00	7.00	7.50	7.00	6.67	5.83	6.00	7.00	6.67	6.67	6.50	6.78
Electric Bulb Philips(40/60 Watt).....	No	2.25	2.00	2.50	2.00	-	2.00	2.00	2.00	2.00	2.00	2.50	2.50	2.10
<b>HOUSEHOLD OPERATION</b>														
Hard Soap (Local).....	200gm	1.67	2.25	1.67	1.67	1.47	2.00	2.27	2.00	2.00	1.93	1.33	2.25	1.91
Hard Soap (Imported).....	200gm	2.40	2.75	2.27	2.00	-	2.40	1.82	2.05	2.40	2.40	2.40	2.40	2.40
Detergent (Omo).....	50gm	.73	1.67	.50	1.67	1.25	1.25	.94	1.04	1.43	1.67	.50	2.00	1.31
Incense.....	Kg	18.33	11.33	6.17	4.72	10.00	6.92	9.33	12.67	6.50	7.67	7.83	8.33	8.20
Sandal Wood.....	No	.32	.25	.10	.25	-	.25	.25	.25	.25	.20	.25	.25	.25
Toilet Paper (Mamko).....	Roll	3.00	3.00	3.00	3.00	3.00	3.00	3.00	3.00	3.00	3.00	3.00	3.00	3.03
<b>DRY CLEANING</b>														
Dry Cleaning (Suit Men).....	No	13.00	21.00	-	17.50	-	-	-	-	-	14.00	-	-	16.95

Table 5 : Average Retail Price of Goods and Services by Region and Selected Market Places - Group 5 Market Places (Cont'd)

August 2006  
Nehase 1998

ITEM	UNIT	R E G I O N   A N D   M A R K E T   P L A C E S											OROMIYA AVERAGE	
		O R O M I Y A												
		Nazareth	Shashe- mene	Diksise	Asella	Asebe- Teferi	Bedessa	Alemaya	Boreda	Adaba	Robe	Hagere- Mariam		Negele- Borena
P R I C E   I N   B I R R														
<b>DOMESTIC SERVICE</b>														
Maid Servant.....	Month	63.33	50.00	46.67	46.67	43.33	40.00	86.67	-	53.33	28.33	53.33	63.33	46.22
Unskilled Service (Daily Laborer)....	Day	10.00	10.00	7.00	8.00	10.00	10.00	10.67	14.00	12.00	8.67	8.67	10.00	9.39
Salary for Guard .....	Month	63.33	90.00	-	53.33	-	56.67	140.00	-	-	-	66.67	76.67	82.50
<b>MEDICAL CARE</b>														
Ampicillin(250 mg) Local.....	56 Caps	15.87	21.47	12.60	13.07	18.00	-	15.87	-	17.00	15.00	-	14.00	14.86
Dichlorophine(500 mg) Local.....	6 Pills	-	-	-	-	-	-	-	-	-	-	-	-	-
Tetracycline(250mg) Local.....	56 Caps	8.03	10.27	11.20	9.33	-	7.75	6.07	6.07	8.00	9.70	12.33	7.00	8.86
Penicillin Injection(4 Mu. Local). Bottle		3.50	3.50	4.50	3.17	5.00	4.00	3.42	3.25	4.00	3.25	4.00	4.00	3.72
Chloramphenicol(250mg) Local.....	56 Caps	10.73	11.20	14.00	10.83	-	9.67	10.53	9.33	-	11.90	-	-	11.47
Dipron(500mg) Local.....	20 Pills	-	-	-	-	-	-	-	-	-	-	-	-	-
Cough Syrup (Berantine) Local.....	125cc	8.92	8.00	10.00	-	-	-	8.00	-	8.00	-	-	9.00	8.76
Bactrim(480mg) Local.....	30 Pills	-	4.50	7.50	5.70	-	4.75	4.75	5.75	6.00	5.93	6.00	6.00	5.39
Vermox(100mg) Local.....	12 Pills	1.50	2.00	2.00	1.84	-	-	1.83	2.00	-	2.00	3.00	2.00	1.96
Mezel(250mg) Local.....	30 Caps	3.55	5.00	6.00	5.50	6.00	4.79	3.25	3.00	6.00	4.50	6.00	5.67	4.85
Asprin (300 mg) Local.....	20 Pills	2.00	2.00	3.00	2.00	4.00	-	-	-	4.00	2.00	4.00	2.00	2.27
<b>OTHER MEDICAL EXPENSES</b>														
Doctor's Fee (Government).....	per visit	4.00	2.00	-	-	1.00	1.00	1.00	-	1.50	1.50	3.00	3.00	1.54
Doctor's Fee (Private).....	per visit	10.00	10.00	-	10.00	10.00	5.00	7.50	-	5.00	8.00	-	8.67	7.31
Injection (Service Charge).....	Once	1.00	1.00	.50	1.00	1.00	1.00	.50	-	1.00	1.00	1.00	1.00	1.09
Laboratory Test Fee (Private).....	Once	4.00	4.33	5.00	5.00	4.00	5.00	5.00	-	5.00	4.00	5.00	4.67	4.53
Bed Charge (gov.).....	per day	12.50	-	-	4.00	5.00	-	2.00	-	-	-	3.00	7.00	4.68

Table 5 : Average Retail Price of Goods and Services by Region and Selected Market Places - Group 5 Market Places (Cont'd)

August 2006  
Nehase 1998

ITEM	UNIT	R E G I O N   A N D   M A R K E T   P L A C E S											OROMIYA AVERAGE	
		Nazareth	Shashe- mene	Diksise	Asella	Asebe- Teferi	Bedessa	Alemaya	Boreda	Adaba	Robe	Hagere- Mariam		Negele- Borena
P R I C E   I N   B I R R														
<b>TRANSPORT AND COMMUNICATION</b>														
<b>TRANSPORT</b>														
Benzene.....	Lt	6.53	6.61	-	6.56	6.44	-	6.38	-	-	6.68	6.55	6.77	6.67
Motor Oil (Mobil).....	Lt	20.12	20.33	-	20.23	-	20.20	20.20	-	25.00	20.20	20.00	20.21	20.35
Car Washing and Greasing.....	No	33.68	25.00	-	26.67	30.00	-	35.00	-	-	-	-	50.00	29.77
Bus Fare (per km).....	Tarif	-	-	-	.09	-	-	-	-	.12	.11	.17	.11	.11
Bus Fare (within Town) .....	Trip	-	-	-	-	-	-	-	-	-	-	-	-	.25
Taxi Fare .....	Trip	.70	1.00	-	.60	1.00	-	-	-	.70	1.00	-	-	.87
Air Plane (To Addis Ababa) .....	Trip	-	-	-	-	-	-	-	-	-	-	-	-	441.00
Animal Transport fare.....	Trip	-	-	-	-	-	-	-	14.33	-	-	-	-	19.60
Cart Fare.....	Trip	.50	.50	.50	.50	1.00	1.00	-	-	1.00	1.00	1.00	1.00	.86
Train Fare .....	Trip	45.00	-	-	-	-	-	-	-	-	-	-	-	45.00
Service Charge (Motor oil change)...	Once	-	-	-	15.00	10.00	-	-	-	-	-	-	-	14.17
<b>COMMUNICATION</b>														
Telephone Charge (with town).....	Period	.20	.20	-	.20	.20	-	.20	-	-	.20	-	.20	.29
Telephone Charge to Addis Ababa.....	Period	-	-	4.15	1.20	4.20	4.20	4.20	4.15	5.00	4.14	-	2.65	2.82
Telephone Line Installation Charge..	Once	340.75	283.30	355.75	283.30	283.30	283.30	283.00	-	357.75	283.30	-	355.70	334.41
<b>ENTERTAINMENT AND EDUCATION</b>														
<b>EQUIPMENT AND ACCESSORIES</b>														
T.V. Set Philips 21 inch(Colored)....	No	2583.33	2506.67	-	2651.67	-	2000.00	1300.00	-	-	2616.67	3166.67	1600.00	2497.86
Cassette Recorded Original(Local Music)	No	9.00	9.00	12.00	9.00	10.00	10.00	10.00	10.00	10.00	9.00	10.00	10.00	9.45
Radio Set Philips 3 Band.....	No	-	-	150.00	-	162.50	148.33	142.50	156.67	-	-	166.67	-	149.44
Tape Recorder National (2 Speaker)....	No	256.67	241.67	-	220.00	-	473.33	250.00	383.33	-	-	433.33	-	299.86
Expense for Photograph(Passport size)4Pho		5.00	6.00	4.00	4.00	5.00	5.00	3.33	-	-	4.00	4.00	6.00	4.47

Table 5 : Average Retail Price of Goods and Services by Region and Selected Market Places - Group 5 Market Places (Cont'd)

August 2006  
Nehase 1998

ITEM	UNIT	R E G I O N   A N D   M A R K E T   P L A C E S											OROMIYA AVERAGE	
		O R O M I Y A												
		Nazareth	Shashe- mene	Diksise	Asella	Asebe- Teferi	Bedessa	Alemaya	Boreda	Adaba	Robe	Hagere- Mariam		Negele- Borena
P R I C E   I N   B I R R														
Newspaper (Addis Zemen).....	No	2.00	2.00	-	2.00	-	-	-	-	-	2.00	-	-	2.00
Theater Enterance Fee .....	Once	-	-	-	-	-	-	-	-	-	-	-	-	-
<b>EDUCATION</b>														
Exercise Book (50 Leaves) Local.....	No	2.00	2.00	2.00	2.08	2.00	2.00	2.00	-	2.25	2.00	2.00	2.50	2.10
Pencil (China).....	No	.30	.25	.23	.25	.25	.25	.25	-	.30	.20	.27	.25	.24
Ball Point-Bic England.....	No	1.50	1.50	1.50	1.43	1.25	1.25	1.00	1.12	1.50	1.50	1.50	1.25	1.39
Day School Fee-Public(Grade 7 & 8)..Month	-	-	-	-	-	-	-	-	-	-	-	-	-	-
Day School Fee-Private(Grade 9-12)..Month	-	-	-	-	-	-	-	-	-	-	-	-	-	-
Night School Fee-Government(Gr.9-12)Month	-	-	-	-	-	-	-	-	-	-	-	-	-	22.50
School Uniform Fee .....	No	-	-	68.33	60.00	-	-	68.33	-	-	60.00	-	-	64.67
Night School Fee-Private(Grade9-12).Month	-	-	-	-	-	-	-	-	-	-	-	-	-	-
<b>PERSONAL CARE AND EFFECTS</b>														
<b>PERSONAL CARE</b>														
Lux Toilet Soap.....	90gm	2.25	2.25	-	2.25	1.97	2.25	2.30	2.25	2.25	2.25	2.25	2.00	2.20
Blade-TOPAZ.....	No	.30	.25	.27	.30	.25	.25	.33	.33	.25	.25	.20	.25	.26
Hair Dressing (Traditional).....	No	5.00	7.00	2.67	6.00	5.33	5.00	-	3.00	8.00	5.00	7.00	4.33	4.44
Hair Dressing (Modern).....	No	8.67	9.67	-	7.33	10.00	10.00	8.00	-	9.00	8.00	12.00	10.00	9.02
Barbery (Mens Hair Cut).....	No	6.00	4.00	2.00	3.00	4.00	3.00	3.00	3.00	3.00	3.00	5.00	3.00	3.42
Paraffin Hair Oil.....	330cc	7.50	7.50	7.83	8.25	7.00	8.00	7.83	7.00	9.90	8.25	8.00	8.00	7.83
Zenith Hair Oil.....	330cc	7.50	7.50	8.62	6.60	7.00	8.00	7.17	6.67	6.60	8.34	8.00	9.90	7.88
Shaving Machine (medium) .....	No	-	-	-	-	-	-	-	-	-	-	-	-	15.00
Perfume .....	CC	24.33	23.67	-	25.00	-	20.67	16.67	16.67	34.33	24.33	24.33	14.33	23.12
<b>PERSONAL EFFECTS</b>														
Umbrella-Men Medium (Local).....	No	26.00	22.67	27.00	24.00	21.00	-	-	22.67	25.00	25.33	24.33	24.67	22.91

Table 5 : Average Retail Price of Goods and Services by Region and Selected Market Places - Group 5 Market Places (Cont'd)

August 2006  
Nehase 1998

R E G I O N   A N D   M A R K E T   P L A C E S														
ITEM	UNIT	O R O M I Y A											OROMIYA AVERAGE	
		Nazareth	Shashe- mene	Diksisé	Asella	Asebe- Teferi	Bedessa	Alemaya	Boreda	Adaba	Robe	Hagere- Mariam		Negele- Borena
P R I C E   I N   B I R R														
Umbrella-Women Medium (Imported).....	No	20.00	25.33	19.00	19.33	-	20.00	-	-	29.33	18.67	28.33	22.00	21.23
Hand Bag (Imported Synthetic).....	No	36.67	39.33	-	33.33	-	39.33	-	-	35.00	45.00	48.33	-	38.31
Belt (Local) Machine Made.....	No	18.67	-	13.67	-	-	-	-	-	-	-	13.33	-	15.14
Belt (Local) Hand Made.....	No	-	-	2.83	-	-	-	-	-	-	-	-	-	2.40
<b>JEWELLERY</b>														
Seiko-21 Jewels Automatic (Men).....	No	-	-	-	256.67	-	-	-	-	-	-	-	-	256.67
Seiko-21 Jewels Automatic (Women).....	No	-	-	-	-	-	-	-	-	-	-	-	-	-
Earrings (4gm 18 carat Local).....	Pair	400.00	716.67	-	520.00	-	-	560.00	-	-	520.00	-	560.00	636.81
Neck Laces (6gm 21 carat Imported)....	No	1200.00	1236.67	-	1020.00	900.00	1200.00	900.00	-	-	1140.00	-	1140.00	1157.04
Rings (4gm 18 carat Local).....	No	400.00	716.67	-	520.00	-	-	560.00	-	-	520.00	-	560.00	588.08
Bracelet 20gm (18 carat Local).....	No	2000.00	3443.33	-	2600.00	-	-	2800.00	-	-	-	-	2800.00	2947.14
<b>LIVESTOCK AND DRAUGHT ANIMALS</b>														
<b>LIVESTOCK</b>														
Sheep (10-15Kg).....	No	203.33	138.33	183.33	143.33	101.67	125.00	130.00	130.00	-	123.33	-	-	152.86
Goat (10-15Kg).....	No	171.67	121.67	130.00	121.67	98.33	103.33	148.33	141.67	-	126.67	83.33	98.33	117.58
Heifer (2-4 Years).....	No	476.67	716.67	436.67	490.00	813.33	1283.33	1283.33	650.00	453.33	550.00	680.00	966.67	699.19
Cow (4 Years and Above).....	No	1066.67	950.00	1150.00	816.67	680.00	1450.00	2000.00	820.00	913.33	1133.33	916.67	950.00	998.36
Bull (2-4 Years).....	No	610.00	933.33	850.00	543.33	1750.00	1366.67	1816.67	1983.33	640.00	1063.33	810.00	1150.00	999.05
Ox (4 Years and Above).....	No	1816.67	1783.33	2000.00	1183.33	2383.33	2083.33	3800.00	3366.67	1363.33	1133.33	1610.00	933.33	1720.00
Hen (Indigenous).....	No	12.67	12.33	11.00	14.00	9.50	6.83	6.00	5.00	9.83	8.33	8.67	10.67	11.02
Cock (Indigenous).....	No	20.67	9.33	16.00	22.00	12.33	11.00	11.67	9.00	18.50	15.33	17.67	18.67	17.73
<b>DRAUGHT ANIMALS</b>														
Donkey.....	No	233.33	575.00	350.00	-	605.67	616.67	633.33	616.67	500.00	466.67	423.33	-	525.28
Horse.....	No	548.33	916.67	1450.00	-	-	-	-	-	1026.67	1150.00	-	-	1096.67

Table 5 : Average Retail Price of Goods and Services by Region and Selected Market Places - Group 5 Market Places (Cont'd)

August 2006  
Nehase 1998

ITEM	UNIT	R E G I O N   A N D   M A R K E T   P L A C E S											OROMIYA AVERAGE	
		O R O M I Y A												
		Nazareth	Shashe- mene	Diksise	Asella	Asebe- Teferi	Bedessa	Alemaya	Boreda	Adaba	Robe	Hagere- Mariam		Negele- Borena
P R I C E   I N   B I R R														
Mule.....	No	-	-	1966.67	-	-	1116.67	-	-	-	-	-	-	1560.00
<b>FARM EQUIPMENT (INDUSTRIAL PRODUCT)</b>														
Sickel.....	No	21.00	-	22.67	14.33	19.33	20.33	13.00	21.33	22.00	21.67	-	19.33	14.79
Pick Axe ('Doma').....	No	24.00	20.00	-	30.00	25.00	-	-	-	25.00	24.33	23.67	27.33	24.05
'Gejera'.....	No	24.00	17.67	-	17.00	20.00	-	-	-	20.00	25.00	18.00	-	24.84
<b>FARM EQUIPMENT (HAND MADE)</b>														
'Mofer'.....	No	-	26.67	-	15.00	-	-	-	-	16.75	-	-	-	19.44
'Kember'.....	No	-	14.67	6.33	-	-	-	-	-	14.50	-	-	-	11.54
'Digr'.....	No	-	12.00	2.33	-	5.00	-	21.67	-	2.00	2.67	-	-	5.39
Plough.....	No	15.00	12.67	20.00	21.00	23.33	25.00	26.67	36.67	-	25.67	24.33	12.33	19.88
Sickel.....	No	5.00	9.33	3.33	6.50	-	-	-	-	-	-	-	-	4.96
'Wegel'.....	No	5.33	7.67	5.67	4.00	5.00	5.00	8.00	-	-	6.67	9.33	3.33	5.69
'Erfe'.....	No	-	5.67	-	-	-	-	-	-	3.00	-	-	-	3.83
<b>MISCELLANEOUS GOODS AND SERVICES</b>														
Coffin (Medium Quality).....	No	75.00	106.67	-	110.00	-	-	-	-	80.00	250.00	-	-	165.56
Charge for Money order .....	Once	5.70	2.60	-	3.40	-	-	2.60	-	-	-	2.65	-	5.94
Charge for Visa (for person).....	No	-	-	-	-	-	-	-	-	-	-	-	-	-

# **Group 6**

## **Market Places**

( Shinele, Arere, Jig Jiga, Hartshek, Dollo, Moyale, Mambook, Mender Sebat, Assosa, Bambasi, Kemashi, and Agelo Meti. )



Table 6 : Average Retail Price of Goods and Services by Region and Selected Market Places - Group 6 Market Places (Cont'd)

August 2006  
Nehase 1998

ITEM	UNIT	R E G I O N   A N D   M A R K E T   P L A C E S													
		S O M A L I E					SOMALI AVERAGE	B E N I S H A N G U L - G U M U Z					BEN- GUMUZ AVERAGE		
		Shinile	Arere	Jigjiga	Hartshek	Dolo		Moyale	Mambuk	Mender- Sebat	Asossa	Bambasi		Kemashi	Agelo- meti
P R I C E   I N   B I R R															
<b>CEREALS UNMILLED</b>															
'Teff' White .....	Kg	-	-	4.60	-	-	4.75	4.66	-	3.43	4.32	3.33	-	3.18	3.57
'Teff' Mixed.....	Kg	3.78	4.50	4.10	-	-	4.00	4.04	3.00	3.23	3.56	3.10	4.07	3.08	3.30
'Teff' Black (Red).....	Kg	-	-	3.75	-	-	4.01	3.92	2.90	2.97	3.29	3.02	3.81	2.97	3.08
Wheat White.....	Kg	-	-	3.02	4.00	3.59	2.83	3.36	2.50	2.84	2.40	2.30	-	-	2.51
Wheat Mixed.....	Kg	-	-	-	-	-	-	-	-	-	-	-	-	-	-
Wheat Black.....	Kg	-	-	3.18	2.53	2.87	-	2.86	-	-	2.02	2.30	-	-	2.16
Barley White.....	Kg	-	-	2.64	-	-	-	2.64	-	-	4.09	2.86	-	-	3.47
Barley Mixed.....	Kg	-	2.75	-	-	-	2.63	2.69	-	-	-	-	-	2.36	2.36
Barley Black.....	Kg	-	-	-	-	-	2.42	2.42	2.30	3.54	-	2.88	-	-	2.91
Barley for Beer.....	Kg	-	-	-	-	-	-	-	-	-	-	-	-	-	-
Maize.....	Kg	-	-	2.20	1.66	2.26	1.68	1.95	1.21	1.08	1.19	1.02	1.40	1.45	1.23
Durrah.....	Kg	-	-	-	-	-	-	-	-	-	-	-	-	-	-
Sorghum Yellow.....	Kg	2.73	-	-	-	3.05	-	2.89	-	-	-	-	-	-	-
Sorghum White.....	Kg	2.72	-	1.67	1.76	-	2.67	2.20	1.29	1.15	1.57	-	1.35	1.50	1.37
Sorghum Red.....	Kg	2.53	-	2.12	-	2.09	-	2.25	-	-	1.61	-	1.35	1.23	1.40
African Millet.....	Kg	-	-	-	-	-	2.83	2.83	1.96	1.36	1.21	1.20	-	1.69	1.49
Rice.....	Kg	5.00	5.00	4.50	-	6.00	5.17	5.13	-	5.00	6.00	6.00	-	-	5.67
Oats.....	Kg	-	-	4.85	-	-	3.00	4.39	-	-	-	-	-	-	-
Hulled Barley.....	Kg	-	-	-	-	-	-	-	-	-	-	-	-	-	-
<b>CEREALS MILLED</b>															
'Teff' White.....	Kg	-	5.00	-	4.90	4.70	4.67	4.78	-	-	-	-	-	-	-
'Teff' Mixed.....	Kg	-	4.75	-	-	3.92	4.00	4.16	-	-	-	-	-	-	-
'Teff' Black (Red).....	Kg	-	-	-	-	3.91	-	3.91	-	-	-	-	-	-	-
Wheat White.....	Kg	-	-	-	-	3.88	-	3.88	-	-	-	-	-	-	-
Wheat Mixed.....	Kg	-	-	4.17	-	-	-	4.17	-	-	-	-	-	-	-
Barley White.....	Kg	-	-	-	-	-	-	-	-	-	-	-	-	-	-

Table 6 : Average Retail Price of Goods and Services by Region and Selected Market Places - Group 6 Market Places (Cont'd)

August 2006  
Nehase 1998

ITEM	UNIT	R E G I O N   A N D   M A R K E T   P L A C E S													
		S O M A L I E						SOMALI AVERAGE	B E N I S H A N G U L - G U M U Z						BEN- GUMUZ AVERAGE
		Shinile	Arere	Jigjiga	Hartshek	Dolo	Moyale		Mambook	Mender- Sebat	Asossa	Bambasi	Kemashi	Agelo- meti	
P R I C E   I N   B I R R															
Barley Mixed.....	Kg	-	-	-	-	-	-	-	-	-	-	-	-	-	-
Maize.....	Kg	-	2.63	3.95	-	2.63	2.42	2.93	-	-	-	-	-	-	-
Oats.....	Kg	-	-	-	-	-	-	-	5.17	5.83	6.25	-	-	-	5.69
Sorghum.....	Kg	-	2.88	-	-	3.81	-	3.44	-	-	-	-	-	-	-
Durrah.....	Kg	-	-	-	-	-	-	-	-	-	-	-	-	-	-
'Furno Duket' Locally Processed..	Kg	4.00	4.50	4.00	-	4.25	4.25	4.20	-	5.00	5.00	-	4.67	5.33	5.00
<b>PULSES UNMILLED</b>															
Horse Beans.....	Kg	-	4.17	3.80	4.33	-	3.83	4.03	4.00	4.41	4.50	3.13	3.83	-	3.94
Peas White.....	Kg	-	-	5.16	-	-	4.25	4.71	-	-	-	-	-	-	-
Peas Black.....	Kg	-	-	-	-	-	3.75	3.75	4.50	-	-	-	-	-	4.50
Peas Mixed.....	Kg	-	4.50	4.17	4.33	-	-	4.29	-	-	-	-	-	-	-
Soya Beans.....	Kg	-	-	-	-	-	-	-	-	4.60	3.19	3.34	-	-	3.60
Chick Peas.....	Kg	-	4.00	3.97	4.33	3.00	3.75	3.80	4.00	4.29	4.00	4.23	4.00	4.00	4.10
Lentils.....	Kg	4.50	-	5.57	4.83	4.58	5.50	5.07	-	5.33	6.00	7.00	6.00	7.00	6.27
Haricot Beans.....	Kg	-	-	4.77	-	3.78	4.50	4.35	3.34	-	-	-	4.01	3.30	3.49
Lima Beans.....	Kg	-	-	4.72	3.83	-	3.00	3.85	-	-	-	-	3.23	-	3.23
Vetch.....	Kg	-	-	-	-	-	-	-	2.70	2.71	-	-	-	-	2.71
Fenugreek.....	Kg	15.00	-	-	14.29	-	18.89	16.83	17.78	12.67	11.00	12.00	12.00	15.28	13.64
<b>PULSES MILLED OR SPLIT</b>															
Horse Beans Milled.....	Kg	-	-	-	-	-	-	-	-	-	5.00	-	-	-	5.00
Peas Milled.....	Kg	-	-	8.33	7.69	6.00	5.00	6.57	4.75	-	6.00	6.00	5.33	-	5.42
Chick Peas Milled.....	Kg	-	-	-	-	-	-	-	-	-	-	-	-	-	-
Mixed Pulses Milled.....	Kg	7.54	5.28	-	6.32	-	5.50	6.16	-	-	-	5.00	-	7.00	6.00
Vetch Milled.....	Kg	-	-	-	-	-	-	-	4.13	5.80	-	-	-	-	5.13
Peas Split.....	Kg	-	6.25	5.59	5.33	5.67	4.33	5.38	-	-	6.00	6.00	6.00	-	6.00
Peas Split(Roasted).....	Kg	-	-	5.67	-	-	-	5.67	5.83	6.89	6.00	-	-	-	6.24

Table 6 : Average Retail Price of Goods and Services by Region and Selected Market Places - Group 6 Market Places (Cont'd)

August 2006  
Nehase 1998

R E G I O N   A N D   M A R K E T   P L A C E S															
ITEM	UNIT	S O M A L I E						B E N I S H A N G U L - G U M U Z						BEN- GUMUZ AVERAGE	
		Shinile	Arere	Jigjiga	Hartshek	Dolo	Moyale	SOMALI AVERAGE	Mambook	Mender- Sebat	Asossa	Bambasi	Kemashi		Agelo- meti
P R I C E   I N   B I R R															
Horse Beans Split(Roasted).....	Kg	-	-	5.00	-	-	-	5.00	-	6.67	-	5.00	-	-	5.84
Lentils Split.....	Kg	8.00	7.83	8.16	8.00	8.92	7.83	8.12	7.00	7.40	7.50	8.00	7.00	7.00	7.32
Vetch Split(Roasted).....	Kg	-	-	4.00	-	-	-	4.00	-	-	4.25	-	-	-	4.25
Chick Peas Split(Roasted).....	Kg	-	-	-	-	-	-	-	-	-	-	-	-	-	-
Fenugreek Milled.....	Kg	-	-	-	-	-	20.00	20.00	-	12.50	17.33	14.00	20.00	-	15.44
<b>OIL SEEDS</b>															
Niger Seed.....	Kg	-	-	7.72	7.97	-	5.00	7.14	4.52	4.42	3.73	-	-	-	4.22
Linseed White.....	Kg	-	-	7.29	-	-	5.00	5.57	-	-	-	-	-	-	-
Linseed Black.....	Kg	-	7.93	5.77	-	-	4.83	6.18	4.29	5.57	6.34	4.35	-	-	5.14
Sesame Seed.....	Kg	-	-	-	-	-	-	-	7.93	5.27	6.89	3.85	-	4.77	5.74
Sunflower.....	Kg	-	-	5.41	5.00	-	3.67	4.65	2.95	2.31	-	-	-	-	2.63
Castor Beans.....	Kg	-	3.44	4.76	6.00	-	-	4.73	-	-	3.23	-	-	-	3.23
Rape Seed.....	Kg	-	-	5.00	4.62	6.00	3.67	4.82	-	4.45	4.84	4.23	4.11	3.77	4.28
Ground Nut Shelled.....	Kg	-	-	-	-	-	6.00	6.00	4.24	5.00	-	-	-	-	4.62
<b>PREPARED CEREAL PRODUCTS</b>															
Spaghetti (Local) Without Egg....	Kg	-	-	7.00	-	-	-	7.00	-	6.00	6.50	6.00	6.00	-	6.13
Pastini.....	Kg	-	-	10.00	-	-	-	10.00	-	-	10.00	-	-	-	10.00
Macaroni (Local) Without Egg....	Kg	6.00	6.00	6.00	6.50	7.00	-	6.30	-	6.00	6.33	6.00	6.00	7.00	6.21
'Fafa' Flour.....	kg	-	-	-	-	-	-	-	-	-	-	-	-	-	-
'Dube' Flour.....	kg	-	-	-	-	-	-	-	-	-	-	5.00	-	-	5.00
<b>BREAD AND OTHER PREPARED FOODS</b>															
'Enjera' ('Teff' Mixed).....	325gm	1.09	1.16	1.28	.90	.95	.77	1.02	1.43	1.07	1.01	.37	1.38	1.12	1.07
'Dabo' (Traditional Ambasha)..	350gm	-	.83	1.42	-	1.33	-	1.19	-	-	-	-	-	-	-
'Dabo' (Traditional Sheleto)..	350gm	-	-	-	-	-	-	-	-	.72	-	-	-	-	.72

Table 6 : Average Retail Price of Goods and Services by Region and Selected Market Places - Group 6 Market Places (Cont'd)

August 2006  
Nehase 1998

ITEM	UNIT	R E G I O N   A N D   M A R K E T   P L A C E S													
		S O M A L I E							B E N I S H A N G U L - G U M U Z						
		Shinile	Arere	Jigjiga	Hartshek	Dolo	Moyale	SOMALI AVERAGE	Mambook	Mender- Sebat	Asossa	Bambasi	Kenashi	Agelo- meti	BEN- GUMUZ AVERAGE
P R I C E   I N   B I R R															
Bread Wheat (Bakery).....	350gm	1.75	1.50	1.76	2.19	1.19	2.11	1.75	1.65	1.64	1.37	1.64	1.10	1.49	1.48
Biscuits .....	150gm	2.73	2.73	-	2.25	2.73	1.50	2.39	1.50	2.73	1.43	2.00	2.14	-	1.96
<b>MEAT</b>															
Beef .....	Kg	-	-	30.00	14.06	15.00	31.67	22.68	12.12	18.00	26.00	25.00	21.15	21.27	20.59
Camel Meat .....	Kg	-	-	13.26	19.23	20.00	10.00	16.13	-	-	-	-	-	-	-
<b>FISH AND FISH PRODUCTS</b>															
Fish Fresh.....	Kg	-	-	-	-	-	-	-	-	-	-	-	-	-	-
Sardines (Imported).....	125gm	6.94	6.58	5.92	5.92	5.63	-	6.20	-	-	-	-	-	-	-
<b>DIARY PRODUCTS AND EGG</b>															
Cow Milk (Unpasteurized).....	Lt	3.53	3.14	4.00	2.39	5.77	4.33	3.86	-	2.33	3.89	2.72	3.03	3.03	3.00
Cow Milk (pasteurized).....	Lt	-	-	-	-	-	-	-	-	-	-	-	-	-	-
Camel Milk.....	Lt	2.35	2.65	4.00	1.90	-	3.33	2.86	-	-	-	-	-	-	-
Goat Milk.....	Lt	2.35	3.67	-	-	5.77	-	3.93	-	-	-	-	-	-	-
Powdered Milk (Edget).....	450gm	28.13	28.13	24.38	-	-	-	26.88	-	-	30.38	-	-	-	30.38
Yoghurt (Traditional).....	Lt	-	-	6.67	6.13	-	6.67	6.49	-	5.56	5.84	8.00	-	4.01	5.85
Cheese Cottage.....	Kg	-	-	-	-	-	-	-	-	1.77	-	-	-	-	1.77
Egg (Traditional).....	Dozen	-	4.80	6.00	-	-	7.20	6.00	6.00	6.00	-	8.00	8.00	6.00	6.71
<b>OILS AND FATS</b>															
Butter Unrefined.....	Kg	-	-	36.00	30.16	-	32.50	32.93	22.00	19.67	24.67	19.92	25.37	20.01	21.94
Cooking Oil (Imported).....	Lt	11.65	11.00	7.89	7.33	12.00	9.33	9.87	11.11	13.67	15.00	11.89	14.33	16.67	13.78
Cooking Oil (Local).....	Lt	-	-	-	-	10.00	-	10.00	-	-	8.75	12.00	-	-	10.38

Table 6 : Average Retail Price of Goods and Services by Region and Selected Market Places - Group 6 Market Places (Cont'd)

August 2006  
Nehase 1998

R E G I O N   A N D   M A R K E T   P L A C E S															
ITEM	UNIT	S O M A L I E					SOMALI AVERAGE	B E N I S H A N G U L - G U M U Z					BEN- GUMUZ AVERAGE		
		Shinile	Arere	Jigjiga	Hartshek	Dolo		Moyale	Mambook	Mender- Sebat	Asossa	Bambasi		Kemashi	Agelo- meti
P R I C E   I N   B I R R															
<b>VEGETABLES AND FRUITS</b>															
<b>VEGETABLES (FRESH)</b>															
Ethiopian Kale.....	Kg	-	-	-	-	-	1.24	1.24	1.34	.73	.92	.27	.64	.43	.72
Cabbage.....	Kg	2.03	-	2.91	2.76	-	1.53	2.31	2.48	2.50	.85	2.09	-	-	1.93
Lettuce.....	Kg	3.27	-	5.14	6.67	-	-	4.56	-	-	2.95	3.55	-	-	3.25
Spinach.....	Kg	-	-	3.96	-	-	-	3.96	-	-	-	-	-	-	-
Carrot.....	Kg	-	-	2.53	3.73	-	2.83	3.03	-	2.50	4.07	3.26	-	-	3.28
Tomatoes.....	Kg	1.42	2.50	4.30	2.31	2.56	3.67	2.79	-	-	-	2.13	-	1.68	1.90
Onions.....	Kg	2.39	2.08	3.71	3.30	-	3.50	3.00	3.63	3.15	4.11	3.71	3.50	5.60	3.95
Garlics.....	Kg	9.44	8.37	11.20	10.28	-	9.00	9.66	11.67	9.51	9.76	6.69	7.42	6.69	8.62
Leaks.....	Kg	4.43	-	3.30	3.67	2.50	3.00	3.38	-	-	-	-	-	-	-
Pepper Green.....	Kg	2.66	2.35	4.77	5.79	-	3.97	3.91	2.12	4.33	2.43	1.30	4.42	4.82	3.24
Pumpkin.....	Kg	-	-	1.17	-	-	-	1.17	-	-	-	-	-	-	-
Green Peas.....	Kg	-	-	-	-	-	-	-	-	-	-	-	-	-	-
Beet Root.....	Kg	1.55	2.52	2.49	3.47	-	4.00	2.80	-	2.50	4.68	3.85	-	-	3.68
Cauliflower.....	Kg	-	-	-	-	-	-	-	-	-	-	-	-	-	-
<b>FRUITS FRESH</b>															
Banana.....	Kg	3.58	1.88	5.00	5.79	1.92	4.03	3.69	2.87	1.56	1.67	1.75	1.73	1.32	1.82
Orange.....	Kg	2.44	2.25	5.00	7.03	-	-	4.18	4.77	3.00	-	1.63	2.23	1.39	2.63
Lemon.....	Kg	1.71	.82	-	-	-	-	1.26	.94	-	1.81	1.03	3.75	1.60	1.53
Tangerine.....	Kg	4.56	-	-	-	-	5.44	5.09	-	-	-	-	-	-	-
Papaya.....	Kg	-	2.49	-	-	1.24	-	1.74	-	-	-	-	-	-	-
Grapes.....	Kg	-	-	-	-	-	-	-	-	-	-	-	-	-	-
Avocado.....	Kg	-	-	4.00	-	-	1.50	2.75	-	-	-	-	2.32	-	2.32
Mango.....	Kg	-	2.43	5.00	3.08	4.63	-	3.79	-	-	-	-	-	-	-
Cactus.....	Kg	-	-	1.26	-	-	-	1.26	-	-	-	-	-	-	-

Table 6 : Average Retail Price of Goods and Services by Region and Selected Market Places - Group 6 Market Places (Cont'd)

August 2006  
Nehase 1998

ITEM	UNIT	R E G I O N   A N D   M A R K E T   P L A C E S													
		S O M A L I E						SOMALI AVERAGE	B E N I S H A N G U L - G U M U Z					BEN- GUMUZ AVERAGE	
		Shinile	Arere	Jigjiga	Hartshek	Dolo	Moyale		Mambook	Mender- Sebat	Asossa	Bambasi	Kemashi		Agelo- meti
P R I C E   I N   B I R R															
<b>SPICES</b>															
Pepper Whole.....	Kg	-	-	10.33	-	-	-	10.33	6.51	-	5.33	4.06	9.14	-	6.26
Black Pepper(Local).....	Kg	-	-	38.89	-	-	-	38.89	-	-	-	-	25.00	14.49	18.69
Long Pepper(Local).....	Kg	-	-	16.00	17.15	20.67	-	18.72	14.33	12.00	35.55	16.45	-	10.28	17.72
White Cumin(Bishop's Weed)Local..	Kg	-	-	15.88	11.67	7.67	8.00	10.80	8.00	6.50	10.00	13.28	18.34	13.06	11.51
Black Cumin(Local).....	Kg	-	16.67	25.00	16.39	15.00	13.67	17.39	12.75	-	19.33	19.33	15.48	13.89	16.47
Ginger Dry(Local).....	Kg	-	-	13.69	14.49	15.00	12.00	13.80	-	-	-	-	-	-	-
Ginger Wet(Local).....	Kg	-	-	4.30	-	4.00	2.67	3.66	4.36	4.27	4.96	4.01	6.61	7.72	5.32
Cloves(Imported).....	Kg	-	-	38.89	100.00	35.00	-	57.96	-	53.50	77.50	58.06	50.00	44.44	55.79
Cinnamon(Imported).....	Kg	-	-	27.78	15.50	35.00	-	27.42	-	24.00	35.00	30.00	41.67	27.78	31.22
Cardamon(Local).....	Kg	-	-	17.78	27.78	15.00	24.00	20.88	22.33	23.67	-	15.08	-	14.49	18.89
Tumeric Flour(Local).....	Kg	-	11.11	8.49	12.26	5.00	4.17	8.21	8.00	6.75	9.44	6.00	6.44	11.11	8.16
Chillies Whole.....	Kg	-	-	-	-	-	-	-	-	-	18.85	12.04	-	11.20	14.03
Basil Dry.....	Kg	-	-	15.88	-	7.83	7.33	10.35	19.45	-	22.22	-	20.84	19.45	20.46
<b>POTATOES, OTHER TUBERS AND STEMS</b>															
Potato.....	Kg	1.93	2.50	2.10	2.26	2.00	1.50	2.05	1.31	1.34	1.91	1.65	2.50	2.37	1.85
Sweet Potato.....	Kg	-	-	1.95	-	2.50	.63	1.69	-	.98	-	-	-	-	.98
'Kocho' (Unprocessed).....	Kg	-	-	-	-	-	3.21	3.21	-	-	-	-	-	-	-
'Bula'.....	Kg	-	-	17.00	-	-	-	17.00	-	-	15.00	-	-	-	15.00
<b>COFFEE, TEA, CHAT AND BUCK-THORN LEAVES</b>															
Tea Leaves(Local).....	100gm	2.00	2.00	2.25	2.67	-	2.00	2.18	2.00	2.00	2.25	2.00	2.25	2.50	2.17
Coffee Whole.....	Kg	-	-	-	-	12.67	-	12.67	-	-	-	5.46	8.58	4.92	6.32
Coffee Beans.....	Kg	15.08	18.85	22.62	21.67	19.67	11.16	18.17	20.00	14.40	16.45	16.22	16.00	12.63	15.95
Coffee Leaves.....	Kg	-	9.72	10.00	-	-	-	9.83	-	-	-	-	-	-	-
Buck Thorn Leaves.....	Kg	-	-	5.21	-	-	-	5.21	5.24	6.27	5.42	9.44	2.76	2.95	5.35

Table 6 : Average Retail Price of Goods and Services by Region and Selected Market Places - Group 6 Market Places (Cont'd)

August 2006  
Nehase 1998

ITEM	UNIT	R E G I O N   A N D   M A R K E T   P L A C E S													
		S O M A L I E							SOMALI AVERAGE	B E N I S H A N G U L - G U M U Z					BEN- GUMUZ AVERAGE
		Shinile	Arere	Jigjiga	Hartshek	Dolo	Moyale	Mambook		Mender- Sebat	Asossa	Bambasi	Kemashi	Agelo- meti	
P R I C E   I N   B I R R															
'Chat'.....	Kg	8.97	15.10	12.05	21.21	-	4.63	12.39	50.00	60.00	3.03	9.19	13.36	12.53	26.15
Malt-Barley.....	Kg	-	-	5.00	-	-	-	5.00	-	-	-	-	-	-	-
Malt-Wheat.....	Kg	-	-	-	-	-	-	-	-	-	-	-	-	-	-
<b>OTHER FOOD ITEMS</b>															
Salt.....	Kg	1.50	1.50	1.76	1.00	2.50	3.25	1.92	1.50	1.54	1.87	1.63	2.00	1.67	1.71
Sugar.....	Kg	7.00	7.67	6.00	5.50	8.00	8.00	7.03	8.67	8.67	8.00	9.00	9.00	12.00	9.22
Honey.....	Kg	-	-	-	-	-	15.50	15.50	14.00	14.00	-	-	-	-	14.00
Canned Tomato (Local).....	410gm	-	6.33	4.72	7.00	-	-	6.02	-	6.17	6.83	-	-	-	6.50
<b>FOOD TAKEN AWAY FROM HOME</b>															
Cup of Tea.....	No	.35	.25	.50	.50	.75	.60	.49	.50	.50	.50	.30	.27	.25	.39
Cup of Coffee.....	No	.35	.25	1.00	.50	1.00	1.00	.68	-	1.00	1.00	.50	.50	.25	.71
Cup of Milk.....	No	-	-	1.00	.50	.75	1.25	.88	-	1.00	1.00	1.08	1.00	-	1.02
'Key Wot Yebere'.....	One Meal	5.00	-	5.00	-	-	7.33	6.00	7.00	6.33	-	7.00	-	7.00	6.83
'Key Wot Yebeg/Yefyel'.....	One Meal	-	4.67	7.00	6.00	6.67	8.33	6.53	7.33	6.25	6.00	7.00	6.33	7.00	6.63
<b>COST OF MILLING</b>															
Cereals.....	100Kg	20.00	25.00	15.00	50.00	20.00	15.00	24.69	10.00	10.00	15.00	15.00	20.00	30.00	16.67
Pulses.....	100Kg	-	-	15.00	-	-	-	15.00	20.00	13.33	26.67	15.00	-	-	18.75
Pepper Whole.....	100Kg	-	-	91.67	-	-	-	91.67	-	100.00	100.00	-	-	-	100.00
<b>BEVERAGES - NON ALCOHOLIC</b>															
Ambo Mineral Water.....	500cc	-	-	2.00	-	3.83	3.00	2.94	2.67	3.00	3.00	3.50	3.00	4.00	3.09
Bure Mineral Water.....	500cc	-	-	-	-	-	-	-	-	-	-	-	-	-	-
Coca Cola/Fanta.....	300cc	2.25	2.50	2.50	3.00	3.83	3.00	2.85	3.00	3.00	3.00	4.00	-	4.00	3.40

Table 6 : Average Retail Price of Goods and Services by Region and Selected Market Places - Group 6 Market Places (Cont'd)

August 2006  
Nehase 1998

ITEM	UNIT	R E G I O N   A N D   M A R K E T   P L A C E S													
		S O M A L I E						SOMALI AVERAGE	B E N I S H A N G U L - G U M U Z						BEN- GUMUZ AVERAGE
		Shinile	Arere	Jigjiga	Hartshek	Dolo	Moyale		Mambook	Mender- Sebat	Asossa	Bambasi	Kemashi	Agelo- meti	
P R I C E   I N   B I R R															
Pepsi Cola/Mirinda.....	300cc	-	-	2.50	-	3.83	3.00	3.11	3.00	3.00	3.00	4.00	3.00	4.00	3.33
<b>BEVERAGES - ALCOHOLIC</b>															
Araki (Local).....	900cc	-	-	27.30	34.38	35.00	27.00	30.92	24.33	20.00	28.67	28.67	23.50	30.00	26.00
Cognac (Local).....	900cc	-	-	-	-	-	27.00	27.00	-	-	-	-	-	-	-
Brandy (Local).....	900cc	-	-	27.30	-	-	27.00	27.08	-	-	-	-	-	-	-
Gin (Local).....	900cc	-	-	27.30	35.39	38.33	27.00	32.01	25.00	20.00	28.67	28.67	23.50	30.00	26.27
Saris Wine (Normal).....	750cc	-	-	16.33	20.00	-	20.00	18.43	-	20.00	18.00	-	15.50	-	17.40
'Katikalla'.....	Lt	11.11	10.74	11.11	12.50	13.86	5.56	10.80	5.62	4.93	7.59	5.00	8.00	4.55	5.95
Beer (Bedele).....	330cc	-	-	-	-	5.00	4.00	4.50	4.00	4.00	4.00	4.00	4.00	4.00	4.00
Beer (Harar).....	330cc	3.00	-	3.17	4.00	4.83	4.00	3.86	4.00	-	-	-	-	-	4.00
Beer (Meta Abo).....	330cc	-	-	-	-	4.83	4.00	4.42	4.00	4.00	4.00	4.00	-	-	4.00
'Tella'.....	Lt	-	1.18	1.56	1.22	1.26	-	1.32	.47	.63	1.22	1.11	1.00	.79	.87
'Tej' (Mead).....	Lt	-	-	2.00	1.92	2.25	2.50	2.17	3.70	2.78	3.70	2.00	2.00	2.78	2.71
<b>CIGARETTES AND TOBACCO</b>															
<b>CIGARETTES</b>															
Nyala.....	Packet	-	-	-	-	5.00	4.00	4.50	4.00	4.00	4.00	4.00	3.67	4.00	3.94
Gissila.....	Packet	-	-	-	-	-	-	-	-	-	-	-	-	-	-
Rothmans.....	Packet	-	-	10.00	-	10.00	9.00	9.63	10.00	12.00	10.00	10.00	-	-	10.50
<b>TOBACCO</b>															
'Gaya'.....	Kg	-	-	-	-	-	-	-	-	-	-	35.55	14.02	12.63	20.74
<b>CLOTHING AND FOOT WEAR</b>															

Table 6 : Average Retail Price of Goods and Services by Region and Selected Market Places - Group 6 Market Places (Cont'd)

August 2006  
Nehase 1998

ITEM	UNIT	R E G I O N   A N D   M A R K E T   P L A C E S												
		S O M A L I E					SOMALI AVERAGE	B E N I S H A N G U L - G U M U Z					BEN- GUMUZ AVERAGE	
		Shinile	Arere	Jigjiga	Hartshek	Dolo		Moyale	Mambok	Mender- Sebat	Asossa	Bambasi		Kemashi
P R I C E   I N   B I R R														
<b>CLOTHING</b>														
Abujedid(Akaki/Bahir Dar)91cm.	Meter	-	4.81	5.00	-	-	4.89	-	-	4.50	-	5.83	-	5.30
Abujedid(Komb./Arba Min.)150cm	Meter	-	-	-	-	-	-	8.67	8.67	9.00	10.00	8.33	-	8.93
Khaki(S-10,000 Twil)110cm.....	Meter	-	-	-	-	-	-	-	-	-	-	-	-	-
Khaki(Akaki)91cm.....	Meter	-	-	-	-	-	-	-	-	-	-	25.00	-	25.00
Wool-England 100%.....	Meter	-	-	-	-	-	-	-	-	-	-	-	-	-
Tetron(Arba Minch).....	Meter	-	-	-	-	-	-	-	-	-	-	-	-	-
Poplin(Dire Dawa)105cm.....	Meter	-	-	-	-	-	-	-	-	6.00	10.33	-	-	8.17
Poplin(Komb./Arba Minch)150cm.	Meter	-	-	-	-	-	-	-	-	12.00	13.00	-	-	12.40
Nylon(Mojo).....	Meter	-	-	-	-	-	-	-	-	-	-	-	-	-
Polyster(Arba Minch/Awasa)....	Meter	-	-	-	-	-	-	-	-	-	-	-	-	-
Jersi.....	Meter	-	-	-	-	-	-	-	-	-	-	-	-	-
Cotton.....	Kg	-	-	-	-	-	-	2.92	3.64	-	-	-	-	3.28
Hisufi .....	Meter	-	-	-	-	-	-	-	-	-	-	-	-	-
Kefay .....	Meter	-	-	-	-	-	-	-	-	-	17.00	-	-	17.00
<b>COST OF TAILORING</b>														
Woolen Suit (Men).....	No	-	-	283.33	-	-	283.33	-	-	-	-	-	-	-
Khaki Suit (Men).....	No	-	-	-	-	-	-	-	-	38.33	-	41.67	-	40.00
Khaki Suit (Boys).....	No	-	-	-	-	-	-	-	-	22.50	-	21.67	-	22.00
Tateron Suit (Men) .....	No	-	-	-	-	-	-	-	-	48.33	-	45.00	-	46.67
Tateron Suit (Boys) .....	No	-	-	-	-	-	-	-	-	27.50	-	21.67	-	24.00
<b>READY-MADE / FOR ADULTS</b>														
'Netela'.....	No	-	-	-	-	31.00	31.00	21.00	22.33	-	-	-	-	21.67
'Gabi'.....	No	-	-	75.00	-	57.50	68.00	43.33	47.67	-	-	40.00	52.67	47.10

Table 6 : Average Retail Price of Goods and Services by Region and Selected Market Places - Group 6 Market Places (Cont'd)

August 2006  
Nehase 1998

ITEM	UNIT	R E G I O N   A N D   M A R K E T   P L A C E S													
		S O M A L I E					SOMALI AVERAGE	B E N I S H A N G U L - G U M U Z					BEN- GUMUZ AVERAGE		
		Shinile	Arere	Jigjiga	Hartshek	Dolo		Moyale	Mambook	Mender- Sebat	Asossa	Bambasi		Kemashi	Agelo- meti
P R I C E   I N   B I R R															
Shirts Long Sleeved (Local).....	No	-	-	-	-	-	-	25.00	-	-	-	-	-	25.00	
Shirts Short Sleeved (Local).....	No	-	-	-	-	-	-	-	-	-	-	-	-	-	
Shirts Long Sleeved (Imported)...	No	-	-	50.00	45.00	-	36.67	43.89	42.50	41.67	45.00	48.33	47.50	41.50	44.50
Shirts Short Sleeved (Imported)...	No	-	-	50.00	45.00	61.67	-	52.22	45.00	38.33	45.00	36.67	40.00	36.50	39.85
Socks (Cotton) Imported.....	Pair	-	-	-	2.00	5.00	4.00	3.67	3.67	4.00	6.67	4.83	4.33	4.67	4.69
Sweater (Local) Men.....	No	-	-	-	-	-	105.00	105.00	-	-	-	-	50.00	-	50.00
Sweater (Local) Women.....	No	-	-	-	-	-	68.33	68.33	-	-	-	-	-	-	-
Shash (Imported).....	No	-	13.67	7.33	6.00	15.33	8.00	10.07	7.33	11.00	7.50	8.00	-	-	8.55
Singlets (Local) White.....	No	-	-	-	-	-	-	-	16.67	15.67	10.67	-	15.00	-	14.45
Jeans Trouser.....	No	-	-	100.00	66.67	103.33	76.67	86.67	83.33	75.00	80.00	91.67	86.67	-	83.57
Woolen Suit.....	No	-	-	-	-	-	-	-	-	-	-	-	-	-	-
'Kemisna Netela'.....	No	-	-	160.00	-	-	125.00	146.00	-	-	100.00	-	-	-	100.00
Sweater-Men (Imported).....	No	-	-	116.67	-	-	73.33	95.00	-	71.67	80.00	57.50	-	-	70.00
Sweater-Women (Imported).....	No	-	-	-	-	-	55.00	55.00	-	39.33	57.50	47.50	-	-	46.86
Nylon Dress.....	No	-	-	-	-	-	-	-	-	-	-	-	-	-	-
Tetron Trouser.....	No	-	-	-	-	-	-	-	-	-	-	-	-	-	-
Leather Jacket.....	No	-	-	-	-	-	-	-	-	-	600.00	-	-	-	600.00
Under Wear China.....	No	-	-	11.00	-	-	13.33	12.17	11.00	10.33	13.00	-	15.50	6.33	10.77
Deriya .....	NO	-	7.11	6.24	15.87	7.78	-	9.25	-	9.17	8.66	10.00	-	-	9.19
Polyester Suit.....	No	-	-	-	-	-	-	-	-	-	-	-	-	-	-
Khaki Short .....	No	-	-	-	-	-	-	-	-	-	-	-	-	-	-
T-Shirts .....	No	-	19.00	45.00	30.67	48.33	20.67	32.73	20.00	26.00	26.00	31.67	-	-	25.92
Jogging Suit(sport tuta) .....	No	-	-	125.00	-	128.33	88.33	113.89	-	-	87.50	-	-	-	87.50
Khaki Jacket .....	No	-	-	-	-	-	-	-	-	88.33	103.33	-	-	-	95.83
Geldem .....	No	25.00	23.67	-	29.33	-	-	26.00	19.00	-	-	-	25.00	20.00	20.50

Table 6 : Average Retail Price of Goods and Services by Region and Selected Market Places - Group 6 Market Places (Cont'd)

August 2006  
Nehase 1998

R E G I O N   A N D   M A R K E T   P L A C E S															
ITEM	UNIT	S O M A L I E					SOMALI AVERAGE	B E N I S H A N G U L - G U M U Z						BEN- GUMUZ AVERAGE	
		Shinile	Arere	Jigjiga	Hartshek	Dolo		Moyale	Mambook	Mender- Sebat	Asossa	Bambasi	Kemashi		Agelo- meti
P R I C E   I N   B I R R															
<b>READY-MADE / FOR CHILDREN</b>															
Sweater (Local) for Boys.....	No	-	-	-	-	-	-	-	-	-	-	-	-	-	
Socks (Imported) Cotton.....	Pair	-	-	4.33	-	4.00	2.50	3.75	3.00	2.50	2.33	2.33	2.67	3.00	2.64
Jeans Trouser.....	No	-	-	51.67	50.00	48.33	-	50.00	-	-	50.00	-	55.00	-	53.75
Shirt Long Sleeve(Imported)Boys.	No	-	-	21.67	35.00	30.00	-	28.89	-	-	-	-	-	-	-
Sweater (England) for Girls.....	No	-	-	-	-	-	-	-	-	-	-	-	-	-	-
Short for Boys.....	No	-	-	-	-	-	-	-	-	-	-	-	-	-	-
Kemise(for children) .....	No	-	-	66.67	65.00	47.33	-	59.67	-	38.33	43.33	-	30.00	-	38.13
<b>FOOTWEAR (MEN AND WOMEN)</b>															
Anbessa Leather Shoes Men(Local)Pair	-	-	160.00	120.00	-	-	130.00	56.67	98.33	88.33	78.33	73.33	-	79.00	
Leather Shoes Men (Croft).....	Pair	-	160.00	130.00	-	-	145.00	110.00	126.67	133.33	121.67	125.00	-	125.42	
Walking Shoes(imp.) Non-Leather	Pair	-	166.67	-	-	-	166.67	-	-	-	-	-	-	-	
Canvas Shoes (Local) Men.....	Pair	-	-	-	-	-	-	30.67	-	-	-	30.00	-	30.33	
Canvas Shoes (China) Men.....	Pair	-	-	24.00	23.67	-	23.83	26.00	24.33	37.50	-	-	-	28.57	
Plastic Shoes (Local) Women....	Pair	-	6.67	8.67	8.33	-	7.89	6.67	6.00	7.00	7.00	7.00	7.00	6.78	
Slippers Sponge Adult (China)..	Pair	7.83	7.83	-	6.00	6.00	7.10	-	-	6.33	7.00	8.00	-	7.11	
Boots for Men Plastic (Local)..	Pair	-	-	50.00	-	-	50.00	39.33	-	41.00	-	-	-	40.00	
Sendel Plastic Shoes (Imp.)....	Pair	-	-	11.67	-	16.33	14.00	-	-	-	-	-	-	-	
Cost of Mending Shoes sole(Men).Pair	-	-	-	24.00	-	-	24.00	-	22.00	25.00	17.00	25.00	-	22.63	

Table 6 : Average Retail Price of Goods and Services by Region and Selected Market Places - Group 6 Market Places (Cont'd)

August 2006  
Nehase 1998

ITEM	UNIT	R E G I O N   A N D   M A R K E T   P L A C E S												
		S O M A L I E					SOMALI AVERAGE	B E N I S H A N G U L - G U M U Z						BEN:- GUMUZ AVERAGE
		Shinile Arere	Jigjiga	Hartshek Dolo	Moyale			Mambook	Mender- Sebat	Asossa	Bambasi	Kemashi	Agelo- meti	
P R I C E   I N   B I R R														
<b>CONSTRUCTION MATERIALS, WATER, AND FUEL AND POWER</b>														
<b>CONSTRUCTION MATERIALS</b>														
Cement/Bag/(Local).....	50Kg	-	-	-	-	-	-	-	122.50	180.00	-	-	-	160.83
Lime.....	Kg	-	-	2.45	-	-	1.33	1.89	-	1.25	-	-	-	1.25
Nail (7cm - 12cm).....	Kg	13.33	12.00	10.00	12.00	-	12.67	12.00	11.00	7.00	10.00	12.00	12.00	10.71
Nail With Cape.....	Kg	15.00	15.00	12.00	12.00	15.00	14.33	13.57	16.33	17.67	16.33	18.00	20.00	18.33
Corrugated Iron Sheet (.2mm).....	No	-	-	36.00	-	-	45.00	40.50	43.33	-	47.17	44.00	46.00	45.35
Wood for House Construction('Atana')..	No	-	-	10.67	14.00	-	-	11.50	-	-	6.67	-	10.00	7.50
Wall Paints-Super (Fluid) Normal.....	4Kg	-	-	55.00	-	-	63.00	59.00	-	-	60.00	-	-	60.00
Wall Paints-Super (Fluid) Plastic.....	4Kg	-	-	87.67	-	-	-	87.67	-	-	-	-	-	-
Coarse Aggregate Gravel.....	Meter Cube	-	-	-	-	-	-	-	-	-	-	-	-	-
Hollow Concrete Block(20x20x40 cm Cube)No		-	-	3.67	-	-	-	3.67	-	-	-	-	-	-
Bricks (25cm x 12cm x 6cm).....	No	-	-	3.00	-	-	-	3.00	-	-	-	-	-	-
Floor Board 4m Length.....	No	-	-	24.17	-	-	-	24.17	-	-	-	-	-	-
Iron Pipe 6mt. (1/2 inch Wide) Local..	No	-	-	60.00	-	-	60.00	60.00	-	-	55.00	-	-	55.00
Chipwood (125cm x 250cm x 8mm).....	No	-	-	133.33	-	-	-	133.33	-	-	92.50	-	-	92.50
Sand.....	Meter Cube	-	-	-	-	-	-	-	-	-	66.67	-	-	66.67
Gutter N° 32.....	Meter	-	-	-	-	-	-	-	-	-	-	-	-	-
Window Glass (50cm x 50cm x 3mm).....	No	-	-	-	-	-	-	-	-	-	-	-	-	-
Water Tanker (1meter cube).....	No	-	-	-	-	-	-	-	-	-	-	-	-	-
Stone for House Construction..	Meter Cube	-	-	-	-	-	-	-	-	-	57.14	-	-	57.14
Mega Paints.....	4Kg	-	-	55.00	-	-	-	55.00	-	-	65.00	65.00	-	65.00
Tseday Paints.....	4Kg	-	-	-	-	-	-	-	-	-	-	-	-	-
"Yewellel Nitaf"(Tile).....	No	-	-	-	-	-	-	-	-	-	-	-	-	-
<b>WATER</b>														
Water.....	Meter Cube	10.00	12.50	7.25	-	37.50	-	17.68	-	-	9.33	37.50	37.50	28.11

Table 6 : Average Retail Price of Goods and Services by Region and Selected Market Places - Group 6 Market Places (Cont'd)

August 2006  
Nehase 1998

ITEM	UNIT	R E G I O N   A N D   M A R K E T   P L A C E S											
		S O M A L I E					SOMALI AVERAGE	B E N I S H A N G U L - G U M U Z					BENI- GUMUZ AVERAGE
		Shinile	Arere	Jigjiga	Hartshek	Dolo		Moyale	Mambook	Mender- Sebat	Asossa	Bambasi	

P R I C E   I N   B I R R

FUEL AND POWER

Fire Wood.....	Meter Cube	58.99	37.90	-	20.67	49.25	113.70	51.99	-	94.49	92.04	42.13	34.49	31.88	60.76
Charcoal.....	Kg	1.15	.96	1.08	.70	.78	1.55	1.04	-	1.12	1.45	1.09	1.04	-	1.19
Dung Cake.....	Kg	-	-	-	-	-	-	-	-	-	-	-	-	-	-
Kerosine.....	Lt	-	4.50	3.32	3.65	-	3.69	3.82	6.06	5.00	4.35	4.50	5.50	-	5.08
Diesel.....	Lt	-	5.75	4.65	5.43	5.67	-	5.34	6.06	6.50	5.46	5.75	6.50	-	6.05
Electric.....	K.Watt	.27	-	-	-	-	-	.27	.27	.27	.27	.27	-	-	.27
Matches.....	Box	.25	.25	.25	.25	.25	.20	.24	.30	.30	.25	.25	.25	-	.27
Candles.....	No	1.00	1.00	1.00	.75	1.00	1.00	.96	1.00	1.00	1.00	1.00	1.00	1.00	1.00
Buthane Gas (Shell).....	12.5 Kg	-	-	-	-	-	-	-	-	-	-	-	-	-	-
Eveready Drycell.....	No	-	-	-	-	2.00	2.00	2.00	2.00	-	2.00	-	-	1.50	1.83

FURNITURE, FURNISHING, HOUSEHOLD EQUIPMENT AND OPERATION

CHAIRS, TABLES, ETC.

Table Wanza (Machine made) Varnished..	No	-	-	733.33	-	-	-	733.33	-	-	153.33	-	-	-	153.33
Table Wanza (Hand made) Not Varnished.	No	-	-	-	-	-	-	-	-	-	-	137.50	-	-	137.50
Chairs Wanza (Machine Made) Varnished.	No	-	-	133.33	-	-	-	133.33	-	-	100.00	-	-	-	100.00
Chairs Wanza (Hand Made) Varnished....	No	-	-	-	-	-	-	-	-	-	-	55.00	-	-	55.00
Cupboard Wanza (2 doors) Varnished....	No	-	-	883.33	-	-	-	883.33	-	-	1716.67	-	-	-	1716.67
Double Bed Wanza (120cm) Varnished....	No	-	-	533.33	-	-	525.00	530.00	-	-	833.33	-	-	-	833.33
Sofas (Complete).....	No	-	-	4100.00	-	-	-	4100.00	-	-	4000.00	-	-	-	4000.00
Book Shelves Wanza (3 Shelves) no Door	No	-	-	466.67	-	-	-	466.67	-	-	385.00	-	-	-	385.00
Chest of Drawer .....	No	-	-	600.00	-	-	-	600.00	-	-	775.00	-	-	-	775.00

FURNISHINGS & REPAIRS

Bed Sheet (Non-Patterned Bahir Dar)															
1.90m x 2.50m.....	Pair	-	-	-	-	50.00	-	50.00	43.33	-	52.50	-	56.67	-	50.63

Table 6 : Average Retail Price of Goods and Services by Region and Selected Market Places - Group 6 Market Places (Cont'd)

 August 2006  
 Nehase 1998

ITEM	UNIT	R E G I O N   A N D   M A R K E T   P L A C E S											
		S O M A L I E					SOMALI AVERAGE	B E N I S H A N G U L - G U M U Z					BENI- GUMUZ AVERAGE
		Shinile Arere	Jigjiga	Hartshek Dolo	Moyale			Mambook	Mender- Sebat	Asossa	Bambasi	Kemashi	
P R I C E   I N   B I R R													
Bed Sheet(Patterned Kombolcha) 1.90m x 2.50m.....	Pair	-	-	-	-	-	-	-	-	75.00	-	-	75.00
Bed Cover(Patterned Kombolcha).....	No	-	-	-	-	-	-	-	38.33	-	-	-	38.33
Blanket Woolen(Debre B.)160cm x 220cm. No	No	-	-	-	-	-	-	81.67	80.00	80.00	88.33	-	83.33
Mattress-Sponge (A.A Foam) 120cm.....	No	-	221.67	250.00	-	-	235.83	-	280.00	315.00	260.00	-	290.00
Towel-Local (Kombolcha).....	No	-	-	-	-	-	-	-	-	-	-	-	-
<b>EARTHEN WARE</b>													
Water Pot.....	No	-	-	-	-	-	-	-	10.67	8.50	-	-	9.80
'Jebena' Medium Size.....	No	-	5.00	-	4.83	4.92	-	-	3.83	4.17	4.67	-	4.22
'Mitad' (Griddle of Clay).....	No	-	28.33	-	38.33	16.50	29.13	14.33	12.67	10.67	11.67	7.00	4.83
Local Stove '(Lakech)'......	No	-	14.00	14.00	10.00	20.00	-	14.55	-	9.33	13.33	-	11.25
Cup for Coffee (China).....	No	-	1.50	1.50	1.50	2.00	1.47	1.59	1.27	1.22	1.50	1.00	1.50
Plate Clay (imported).....	No	-	5.83	-	-	3.00	4.42	3.83	4.00	4.00	4.67	5.00	4.30
<b>STRAW, BAMBOO AND OTHERS</b>													
'Sefed'.....	No	-	11.67	-	10.00	-	10.83	-	-	4.17	6.33	-	5.25
Sack 100Kg Capacity.....	No	-	-	-	-	-	-	-	-	-	-	-	-
<b>METAL WARE</b>													
Cooking Pan Medium (Local).....	No	-	-	-	-	32.33	32.33	19.00	29.67	36.67	46.67	31.67	23.50
Tray (Nickel) Medium N <sup>o</sup> 45 Local.....	No	-	-	-	-	-	-	15.67	16.67	-	14.67	15.00	15.55
Electric 'Mitad' Aluminium.....	No	-	565.00	-	-	-	565.00	-	-	-	-	-	-
Gas Stove (Kerosine) China.....	No	-	41.00	44.33	-	40.00	41.88	-	-	40.00	-	45.00	41.25
Refrigerator.....	No	-	2010.00	-	-	-	2010.00	-	-	2150.00	-	-	2150.00

Table 6 : Average Retail Price of Goods and Services by Region and Selected Market Places - Group 6 Market Places (Cont'd)

August 2006  
Nehase 1998

ITEM	UNIT	R E G I O N   A N D   M A R K E T   P L A C E S												BENI- GUMUZ AVERAGE	
		S O M A L I E							B E N I S H A N G U L - G U M U Z						
		Shinile Arere	Jigjiga	Hartshek Dolo	Moyale	SOMALI AVERAGE	Mambook	Mender- Sebat	Asossa	Bambasi	Kemashi	Agelo- meti			
P R I C E   I N   B I R R															
<b>PLASTIC WARE (LOCAL MADE)</b>															
Jerrycan (20 Litres).....	No	-	-	-	-	-	-	-	-	13.33	-	-	15.00	-	14.00
Bucket (20 Litres).....	No	-	-	19.00	26.33	-	-	22.67	15.67	15.50	17.33	17.00	16.33	21.00	17.00
<b>GLASS WARE</b>															
Glass for Tea (Duralax).....	No	-	4.00	-	5.00	5.00	3.58	4.40	-	-	4.00	4.67	2.67	3.75	3.77
<b>OTHER HOUSEHOLD EQUIPMENT</b>															
Kerosine Lamp.....	No	-	-	14.00	15.00	25.00	-	18.00	14.33	15.33	21.00	22.00	17.00	-	17.71
'Kuraz' Small Local Kerosine Lamp.....	No	-	1.42	-	-	-	-	1.42	-	-	1.00	1.00	1.00	2.00	1.27
Flash Light.....	No	7.33	6.17	5.33	5.00	6.00	5.67	5.92	7.00	7.00	7.00	7.00	7.00	-	7.00
Electric Bulb Philips(40/60 Watt).....	No	3.00	-	3.00	3.17	4.00	2.50	3.13	2.00	2.00	2.33	2.00	2.83	-	2.23
<b>HOUSEHOLD OPERATION</b>															
Hard Soap (Local).....	200gm	-	-	-	-	2.88	-	2.88	2.00	2.00	2.00	2.00	2.00	1.88	1.98
Hard Soap (Imported).....	200gm	1.69	2.08	1.90	1.75	1.79	1.12	1.72	2.50	2.50	2.47	3.08	2.60	-	2.63
Detergent (Omo).....	50gm	.63	.54	.50	.44	1.50	.88	.75	.50	.50	.84	-	.81	-	.66
Incense.....	Kg	9.72	8.89	8.00	11.00	7.67	7.00	8.71	6.67	6.17	9.81	8.00	8.67	7.93	7.87
Sandal Wood.....	No	.25	.25	.25	.25	.25	.25	.25	.20	.25	.25	.25	.25	.25	.24
Toilet Paper (Mamko).....	Roll	3.00	3.42	3.50	-	3.50	3.17	3.32	3.00	3.00	3.33	3.00	3.33	-	3.13
<b>DRY CLEANING</b>															
Dry Cleaning (Suit Men).....	No	-	-	12.00	-	-	-	12.00	-	-	-	-	-	-	-

Table 6 : Average Retail Price of Goods and Services by Region and Selected Market Places - Group 6 Market Places (Cont'd)

 August 2006  
 Nehase 1998

ITEM	UNIT	R E G I O N   A N D   M A R K E T   P L A C E S													
		S O M A L I E						SOMALI AVERAGE	B E N I S H A N G U L - G U M U Z						BENI- GUMUZ AVERAGE
		Shinile Arere	Jigjiga	Hartshek Dolo	Moyale	Mambook	Mender- Sebat		Asossa	Bambasi	Kemashi	Agelo- meti			
P R I C E   I N   B I R R															
<b>DOMESTIC SERVICE</b>															
Maid Servant.....	Month	86.67	66.67	90.00	96.67	96.67	80.00	86.88	-	-	66.67	50.00	65.00	40.00	57.78
Unskilled Service (Daily Laborer)....	Day	10.00	10.00	10.00	-	15.00	13.50	11.57	12.00	10.00	7.00	7.00	-	10.00	9.20
Salary for Guard .....	Month	-	-	133.33	-	66.67	-	100.00	-	53.33	75.00	-	-	-	62.00
<b>MEDICAL CARE</b>															
Ampicillin(250 mg) Local.....	56 Caps	-	14.00	11.20	10.58	-	13.00	11.93	14.00	12.67	13.07	-	15.00	11.50	13.25
Dichlorophine(500 mg) Local.....	6 Pills	-	-	-	-	-	-	-	-	-	-	-	-	-	-
Tetracycline(250mg) Local.....	56 Caps	-	7.50	7.47	9.33	-	5.80	7.70	11.20	13.83	9.95	-	10.00	11.50	11.38
Penicillin Injection(4 Mu. Local). Bottle		-	4.25	3.83	3.00	-	4.25	3.94	3.33	3.50	4.33	4.00	3.50	3.25	3.69
Chloramphenicol(250mg) Local.....	56 Caps	-	-	10.27	14.00	-	8.00	10.69	11.20	13.67	13.73	14.00	9.50	12.75	12.74
Dipron(500mg) Local.....	20 Pills	-	-	-	-	-	-	-	2.00	-	-	-	-	-	2.00
Cough Syrup (Berantine) Local.....	125cc	-	-	-	-	-	-	-	8.00	-	10.00	-	-	-	9.50
Bactrim(480mg) Local.....	30 Pills	-	6.75	5.50	5.50	-	6.22	5.94	7.50	-	6.75	9.00	6.97	6.00	7.40
Vermox(100mg) Local.....	12 Pills	-	2.00	2.00	4.00	-	2.00	2.25	4.00	4.00	-	2.00	2.50	2.25	2.86
Mezel(250mg) Local.....	30 Caps	-	4.29	4.00	6.00	-	4.40	4.60	6.00	7.50	5.36	5.67	5.36	5.50	5.99
Asprin (300 mg) Local.....	20 Pills	-	3.00	1.67	4.00	-	3.00	2.78	4.00	2.67	3.33	2.00	2.00	2.25	2.70
<b>OTHER MEDICAL EXPENSES</b>															
Doctor's Fee (Government).....	per visit	.50	1.00	1.00	-	1.50	5.00	1.80	1.50	1.00	2.00	-	-	-	1.50
Doctor's Fee (Private).....	per visit	-	-	10.00	8.33	-	-	9.17	-	10.00	-	-	-	-	10.00
Injection (Service Charge).....	Once	-	-	1.00	1.00	1.50	1.00	1.14	-	1.00	.50	-	.50	-	.75
Laboratory Test Fee (Private).....	Once	-	-	5.00	5.00	5.00	5.00	5.00	-	4.67	3.00	-	-	-	4.00
Bed Charge (gov.).....	per day	-	-	1.50	-	-	-	1.50	-	3.00	2.20	-	-	-	2.60

Table 6 : Average Retail Price of Goods and Services by Region and Selected Market Places - Group 6 Market Places (Cont'd)

August 2006  
Nehase 1998

ITEM	UNIT	R E G I O N   A N D   M A R K E T   P L A C E S													
		S O M A L I E					SOMALI AVERAGE	B E N I S H A N G U L - G U M U Z					BENI- GUMUZ AVERAGE		
		Shinile Arere	Jigjiga	Hartshek Dolo	Moyale			Mambook	Mender- Sebat	Asossa	Bambasi	Kemashi		Agelo- meti	
P R I C E   I N   B I R R															
<b>TRANSPORT AND COMMUNICATION</b>															
<b>TRANSPORT</b>															
Benzene.....	Lt	-	-	6.44	7.00	-	6.81	6.75	-	-	8.06	8.00	8.00	-	8.02
Motor Oil (Mobil).....	Lt	-	-	26.25	16.67	11.00	20.10	18.36	-	-	20.00	22.50	25.00	-	21.67
Car Washing and Greasing.....	No	-	-	55.00	-	-	25.00	40.00	-	-	-	-	-	-	-
Bus Fare (per km).....	Tarif	-	-	.13	-	-	-	.13	.14	.14	.11	-	-	-	.14
Bus Fare (within Town) .....	Trip	-	-	-	-	-	-	-	-	-	-	-	-	-	-
Taxi Fare .....	Trip	-	-	1.00	-	-	1.00	1.00	-	-	-	-	-	-	-
Air Plane (To Addis Ababa) .....	Trip	-	-	586.00	-	-	-	586.00	-	-	682.00	-	-	-	682.00
Animal Transport fare.....	Trip	-	-	-	-	-	-	-	-	-	-	-	-	-	-
Cart Fare.....	Trip	-	-	1.00	-	-	-	1.00	-	-	-	-	-	-	-
Train Fare .....	Trip	-	-	-	-	-	-	-	-	-	-	-	-	-	-
Service Charge (Motor oil change)...	Once	-	-	50.00	-	-	-	50.00	-	-	30.00	-	-	-	30.00
<b>COMMUNICATION</b>															
Telephone Charge (with town).....	Period	-	-	.20	-	.25	.20	.22	-	-	-	-	-	-	-
Telephone Charge to Addis Ababa....	Period	1.40	4.15	-	4.15	4.50	1.40	3.12	-	-	4.15	1.40	1.40	4.50	2.86
Telephone Line Installation Charge..	Once	-	355.75	283.30	283.30	357.75	-	320.03	-	-	355.75	-	-	-	355.75
<b>ENTERTAINMENT AND EDUCATION</b>															
<b>EQUIPMENT AND ACCESSORIES</b>															
T.V. Set Philips 21 inch(Colored).....	No	-	-	1700.00	-	2200.00	-	1950.00	-	-	2950.00	-	-	-	2950.00
Cassette Recorded Original(Local Music)No	-	-	-	10.00	12.00	-	10.00	10.33	9.67	7.00	7.00	11.33	10.00	-	9.00
Radio Set Philips 3 Band.....	No	-	-	-	-	178.33	155.00	169.00	137.50	145.00	142.50	115.00	-	-	133.57
Tape Recorder National (2 Speaker)....	No	-	-	-	-	-	-	-	-	240.00	246.67	-	-	-	245.00
Expense for Photograph(Passport size)4Pho	-	-	-	5.00	-	-	6.00	5.25	4.00	4.00	2.67	4.00	5.00	-	3.78

Table 6 : Average Retail Price of Goods and Services by Region and Selected Market Places - Group 6 Market Places (Cont'd)

August 2006  
Nehase 1998

ITEM	UNIT	R E G I O N   A N D   M A R K E T   P L A C E S													
		S O M A L I E						SOMALI AVERAGE	B E N I S H A N G U L - G U M U Z						BENI- GUMUZ AVERAGE
		Shinile	Arere	Jigjiga	Hartshek	Dolo	Moyale		Mambook	Mender- Sebat	Asossa	Bambasi	Kemashi	Agelo- meti	
P R I C E   I N   B I R R															
Newspaper (Addis Zemen)..... No	-	-	2.00	-	-	-	2.00	-	-	-	-	-	-	-	
Theater Entrance Fee ..... Once	-	-	-	-	-	-	-	-	-	-	-	-	-	-	
<b>EDUCATION</b>															
Exercise Book (50 Leaves) Local..... No	-	-	2.00	-	-	-	2.00	2.00	2.33	2.00	2.00	2.08	2.50	2.15	
Pencil (China)..... No	.25	.25	.25	.25	.25	-	.25	.30	.33	.25	.30	.30	.50	.33	
Ball Point-Bic England..... No	1.25	1.25	1.00	1.00	1.50	-	1.20	1.42	1.40	1.33	1.25	1.50	1.50	1.40	
Day School Fee-Public(Grade 7 & 8)..Month	-	-	-	-	-	-	-	-	-	-	-	-	-	-	
Day School Fee-Private(Grade 9-12)..Month	-	-	-	-	-	-	-	-	-	-	-	-	-	-	
Night School Fee-Government(Gr.9-12)Month	-	-	-	-	-	-	-	-	-	-	-	-	-	-	
School Uniform Fee ..... No	-	-	70.00	-	-	-	70.00	-	-	-	-	-	-	-	
Night School Fee-Private(Grade9-12)..Month	-	-	-	-	-	-	-	-	-	-	-	-	-	-	
<b>PERSONAL CARE AND EFFECTS</b>															
<b>PERSONAL CARE</b>															
Lux Toilet Soap..... 90gm	2.25	2.25	1.78	1.80	2.25	2.93	2.21	2.25	2.25	2.25	2.00	2.25	2.25	2.21	
Blade-TOPAZ..... No	.48	.50	.30	.25	.25	.25	.34	.30	.28	.25	.32	.27	-	.28	
Hair Dressing (Traditional)..... No	-	-	5.00	-	-	5.00	5.00	-	2.00	2.67	2.00	-	-	2.25	
Hair Dressing (Modern)..... No	-	-	10.00	-	-	8.00	9.00	-	10.00	10.00	10.00	-	-	10.00	
Barbery (Mens Hair Cut)..... No	3.00	-	5.00	5.00	3.00	4.00	4.15	3.00	2.83	3.00	2.00	3.00	3.00	2.81	
Paraffin Hair Oil..... 330cc	7.83	7.83	8.83	8.33	10.00	8.43	8.54	8.00	8.00	8.80	-	9.00	-	8.45	
Zenith Hair Oil..... 330cc	-	7.79	8.25	-	10.00	10.56	9.20	6.88	6.60	8.80	-	9.00	-	7.82	
Shaving Machine (medium) ..... No	-	-	40.00	-	-	-	40.00	-	-	-	-	-	-	-	
Perfume ..... CC	-	-	70.00	20.00	19.33	48.33	39.42	27.50	28.00	43.33	36.67	25.00	48.00	36.33	
<b>PERSONAL EFFECTS</b>															
Umbrella-Men Medium (Local)..... No	-	-	-	-	25.00	-	25.00	15.33	14.67	23.00	24.00	18.00	23.33	19.72	

Table 6 : Average Retail Price of Goods and Services by Region and Selected Market Places - Group 6 Market Places (Cont'd)

August 2006  
Nehase 1998

		R E G I O N   A N D   M A R K E T   P L A C E S													
ITEM	UNIT	S O M A L I E					SOMALI AVERAGE	B E N I S H A N G U L - G U M U Z					BENI- GUMUZ AVERAGE		
		Shinile	Arere	Jigjiga	Hartshek	Dolo		Moyale	Hambook	Mender- Sebat	Asossa	Bambasi		Kemashi	Agelo- meti
		P R I C E   I N   B I R R													
Umbrella-Women Medium (Imported).....	No	-	17.50	15.00	-	20.00	-	17.50	17.67	15.33	19.33	25.00	18.00	17.67	18.83
Hand Bag (Imported Synthetic).....	No	-	-	45.00	-	-	45.00	45.00	-	-	33.33	35.00	-	-	33.75
Belt (Local) Machine Made.....	No	-	-	-	-	-	-	-	-	-	14.00	17.50	-	-	15.75
Belt (Local) Hand Made.....	No	-	-	-	-	-	-	-	-	-	-	-	-	-	-
<b>JEWELLERY</b>															
Seiko-21 Jewels Automatic (Men).....	No	-	-	-	-	-	-	-	-	-	-	-	-	-	-
Seiko-21 Jewels Automatic (Women).....	No	-	-	-	-	-	-	-	-	-	-	-	-	-	-
Earrings (4gm 18 carat Local).....	Pair	-	-	-	-	-	316.67	316.67	-	-	600.00	-	-	-	600.00
Neck Laces (6gm 21 carat Imported)....	No	-	-	1080.00	1080.00	-	900.00	1020.00	-	-	1140.00	-	-	-	1140.00
Rings (4gm 18 carat Local).....	No	-	-	-	-	-	-	-	-	-	600.00	-	-	-	600.00
Bracelet 20gm (18 carat Local).....	No	-	-	-	-	-	1800.00	1800.00	-	-	-	-	-	-	-
<b>LIVESTOCK AND DRAUGHT ANIMALS</b>															
<b>LIVESTOCK</b>															
Sheep (10-15Kg).....	No	115.00	96.67	110.00	140.00	-	-	115.42	158.33	135.00	246.67	141.67	236.67	154.33	178.78
Goat (10-15Kg).....	No	146.67	116.67	140.00	151.67	77.33	90.00	122.18	200.00	106.67	161.67	108.33	200.00	132.33	151.50
Heifer (2-4 Years).....	No	-	-	883.33	683.33	420.00	-	662.22	-	700.00	815.00	890.00	825.00	472.50	749.58
Cow (4 Years and Above).....	No	-	-	1020.00	1350.00	845.00	1100.00	1078.75	-	1000.00	913.33	1226.67	1000.00	1220.00	1077.14
Bull (2-4 Years).....	No	-	-	1183.33	983.33	481.67	-	882.78	-	775.00	993.33	1023.33	875.00	1140.00	954.23
Ox (4 Years and Above).....	No	-	-	2733.33	2966.67	1153.33	2175.00	2264.55	1650.00	1233.33	1300.00	1313.33	1183.33	1415.00	1331.47
Hen (Indigenous).....	No	-	-	7.00	8.33	9.00	5.00	7.33	15.67	18.67	14.67	16.33	18.33	19.67	17.22
Cock (Indigenous).....	No	-	-	11.67	7.33	10.17	16.00	11.29	17.67	20.00	21.67	26.33	27.00	25.00	22.71
<b>DRAUGHT ANIMALS</b>															
Donkey.....	No	-	-	473.33	416.67	596.67	-	495.56	-	600.00	603.33	586.67	675.00	-	610.91
Horse.....	No	-	-	-	-	-	-	-	-	-	-	-	-	-	-

Table 6 : Average Retail Price of Goods and Services by Region and Selected Market Places - Group 6 Market Places (Cont'd)

August 2006  
Nehase 1998

ITEM	UNIT	R E G I O N   A N D   M A R K E T   P L A C E S													
		S O M A L I E						B E N I S H A N G U L - G U M U Z					BENI- GUMUZ AVERAGE		
		Shinile	Arere	Jigjiga	Hartshek	Dolo	Moyale	SOMALI AVERAGE	Mambook	Mender- Sebat	Asossa	Bambasi		Kemashi	Agelo- meti
P R I C E   I N   B I R R															
Mule.....	No	-	-	-	-	-	-	-	-	-	-	-	-	-	-
<b>FARM EQUIPMENT (INDUSTRIAL PRODUCT)</b>															
Sickel.....	No	-	9.00	12.00	7.67	-	12.33	10.36	21.50	23.00	7.33	7.00	9.67	-	13.14
Pick Axe ('Doma').....	No	-	-	24.00	-	-	27.67	25.83	-	-	26.33	-	-	-	26.33
'Gejera'.....	No	-	-	21.67	-	-	-	21.67	-	-	30.00	-	-	-	30.00
<b>FARM EQUIPMENT (HAND MADE)</b>															
'Mofer'.....	No	-	-	-	-	-	-	-	-	-	-	-	-	-	-
'Kember'.....	No	-	-	-	-	-	-	-	-	-	-	-	-	-	-
'Digr'.....	No	-	-	-	-	-	-	-	-	20.00	-	-	-	-	20.00
Plough.....	No	-	-	-	30.00	-	-	30.00	19.00	-	26.50	15.00	-	15.00	18.88
Sickel.....	No	-	-	-	20.00	-	-	20.00	-	-	12.00	-	-	-	12.00
'Wegel'.....	No	-	-	-	-	-	-	-	3.00	4.00	-	-	-	-	3.25
'Erfe '.....	No	-	-	-	-	-	-	-	-	-	-	-	-	-	-
<b>MISCELLANEOUS GOODS AND SERVICES</b>															
Coffin (Medium Quality).....	No	-	-	165.00	-	-	-	165.00	-	-	333.33	-	-	-	333.33
Charge for Money order .....	Once	-	-	-	-	-	-	-	-	-	-	-	-	-	-
Charge for Visa (for person).....	No	-	-	-	-	-	-	-	-	-	-	-	-	-	-

# **Group 7**

# **Market Places**

(Welkite, Butajira, Hosahna, Shone, Doyugena, Alaba, Awasa,  
Hagere Selam, Dilla, and Yirgacheffe.)

200819 10115M  
 200819 10115M  
 200819 10115M

Table 7 : Average Retail Price of Goods and Services by Region and Selected Market Places - Group 7 Market Places (Cont'd)

		R E G I O N   A N D   M A R K E T   P L A C E S									
		S   N   N   P									
ITEM	UNIT	Welkite	Butajira	Kosahna	Shone	Doyugena	Alaba	Awasa	Hagere-Selam	Dilla	Yiregachefie
		P R I C E   I N   B I R R									
<b>CEREALS UNMILLED</b>											
'Teff' White .....	Kg	4.87	4.10	4.76	4.11	4.73	4.92	4.47	-	4.28	3.90
'Teff' Mixed.....	Kg	4.36	3.78	4.27	3.80	4.00	-	3.38	3.13	3.72	3.30
'Teff' Black (Red).....	Kg	-	3.53	-	3.53	4.08	-	3.00	3.05	3.17	-
Wheat White.....	Kg	-	2.75	2.45	2.75	2.33	2.48	3.00	2.46	2.68	2.50
Wheat Mixed.....	Kg	-	-	-	-	-	2.48	-	-	-	-
Wheat Black.....	Kg	-	3.23	-	-	-	-	2.75	-	2.43	-
Barley White.....	Kg	2.22	2.86	3.45	2.73	3.13	3.04	2.50	2.22	2.50	2.25
Barley Mixed.....	Kg	-	2.95	3.23	2.83	2.75	-	-	-	-	-
Barley Black.....	Kg	2.31	2.93	3.33	2.97	-	2.97	2.27	-	-	-
Barley for Beer.....	Kg	-	-	-	-	-	-	2.75	-	2.27	2.00
Maize.....	Kg	1.68	1.65	1.84	-	1.83	1.32	1.85	1.63	1.70	1.50
Durrah.....	Kg	-	-	-	-	-	-	-	-	-	-
Sorghum Yellow.....	Kg	-	-	-	-	-	-	2.68	-	-	-
Sorghum White.....	Kg	1.96	-	-	-	-	-	2.62	-	2.97	-
Sorghum Red.....	Kg	-	-	2.36	2.35	-	2.31	2.32	-	2.00	-
African Millet.....	Kg	-	2.85	-	2.31	-	2.13	2.83	-	2.30	2.25
Rice.....	Kg	5.00	5.00	5.00	5.00	5.00	4.92	5.00	5.17	5.00	5.00
Oats.....	Kg	-	-	-	-	-	-	3.00	3.67	3.42	3.50
Hulled Barley.....	Kg	-	-	-	-	-	-	-	-	-	-
<b>CEREALS MILLED</b>											
'Teff' White.....	Kg	-	-	-	-	-	-	-	-	-	-
'Teff' Mixed.....	Kg	-	-	-	-	-	-	-	3.50	4.15	6.07
'Teff' Black (Red).....	Kg	-	-	-	-	-	-	-	3.50	3.37	-
Wheat White.....	Kg	-	-	-	-	-	-	-	-	-	-
Wheat Mixed.....	Kg	-	-	-	-	-	-	-	-	-	-
Barley White.....	Kg	-	-	-	-	-	-	-	-	-	-

Table 7 : Average Retail Price of Goods and Services by Region and Selected Market Places - Group 7 Market Places (Cont'd)

August 2006  
Nehase 1998

ITEM	UNIT	R E G I O N   A N D   M A R K E T   P L A C E S									
		S   N   N   P									
		Welkite	Butajira	Hosahna	Shone	Doyugena	Alaba	Awasa	Hagere-Selam	Dilla	Yiregacheffie
P R I C E   I N   B I R R											
Barley Mixed.....	Kg	-	-	-	-	-	-	-	-	-	-
Maize.....	Kg	1.85	-	2.63	1.31	2.59	-	2.19	2.03	1.87	3.70
Oats.....	Kg	6.00	-	6.00	4.17	-	-	-	-	-	-
Sorghum.....	Kg	-	-	-	-	-	-	-	-	-	-
Durrah.....	Kg	-	-	-	-	-	-	-	-	-	-
'Furno Duket' Locally Processed..	Kg	4.50	4.00	4.00	4.17	4.00	4.00	4.00	4.00	4.08	4.00
<b>PULSES UNMILLED</b>											
Horse Beans.....	Kg	2.55	3.53	3.63	2.78	3.96	3.45	-	2.65	3.75	3.50
Peas White.....	Kg	-	3.36	-	-	-	-	3.50	-	3.92	-
Peas Black.....	Kg	-	-	-	-	-	-	3.50	2.69	-	-
Peas Mixed.....	Kg	3.02	3.25	-	2.83	2.70	3.45	-	-	3.58	3.50
Soya Beans.....	Kg	-	-	-	-	-	-	-	-	-	-
Chick Peas.....	Kg	-	3.78	4.47	4.62	3.50	3.53	4.50	4.00	3.83	4.00
Lentils.....	Kg	5.50	6.30	5.50	5.00	6.00	5.26	6.83	4.50	5.00	5.00
Haricot Beans.....	Kg	2.22	1.89	1.77	2.25	-	-	3.42	-	2.75	-
Lima Beans.....	Kg	-	-	-	-	-	1.69	-	-	-	-
Vetch.....	Kg	2.12	2.50	-	2.00	-	-	2.27	-	2.38	2.25
Fenugreek.....	Kg	-	13.77	11.00	8.00	15.50	14.12	13.00	11.67	12.00	11.00
<b>PULSES MILLED OR SPLIT</b>											
Horse Beans Milled.....	Kg	-	-	5.67	5.17	-	6.00	6.00	-	6.83	-
Peas Milled.....	Kg	8.00	-	7.67	6.33	-	7.00	7.00	-	7.00	5.00
Chick Peas Milled.....	Kg	-	-	-	-	-	-	-	-	-	-
Mixed Pulses Milled.....	Kg	7.00	6.00	-	6.25	-	6.50	-	-	-	-
Vetch Milled.....	Kg	3.49	-	-	-	-	4.00	4.00	-	4.42	-
Peas Split.....	Kg	6.00	5.42	6.00	4.83	6.00	6.00	5.33	5.00	4.83	5.00
Peas Split(Roasted).....	Kg	5.75	5.75	6.00	5.67	-	5.50	5.33	-	-	-

Table 7 : Average Retail Price of Goods and Services by Region and Selected Market Places - Group 7 Market Places (Cont'd)

August 2006  
Nehase 1998

ITEM	UNIT	R E G I O N   A N D   M A R K E T   P L A C E S									
		S   N   N   P									
		Welkite	Butajira	Hosahna	Shone	Doyugena	Alaba	Awasa	Hagere-Selam	Dilla	Yirega-chefie
P R I C E   I N   B I R R											
Horse Beans Split(Roasted).....	Kg	-	5.00	4.00	5.00	-	4.50	4.92	4.00	-	-
Lentils Split.....	Kg	7.50	7.50	6.83	6.83	7.50	7.33	6.83	7.50	7.00	7.00
Vetch Split(Roasted).....	Kg	-	4.00	-	4.50	-	-	4.00	-	-	-
Chick Peas Split(Roasted).....	Kg	-	-	-	-	-	-	-	-	4.00	-
Fenugreek Milled.....	Kg	18.00	16.00	17.33	12.17	-	19.67	17.00	14.00	20.00	16.00
<b>OIL SEEDS</b>											
Niger Seed.....	Kg	5.00	4.53	-	5.25	-	5.17	4.58	5.00	-	5.00
Linseed White.....	Kg	-	-	-	-	-	-	-	-	-	-
Linseed Black.....	Kg	4.50	4.62	5.00	5.59	3.76	4.67	5.00	3.63	4.17	5.00
Sesame Seed.....	Kg	-	-	-	-	-	12.00	9.33	-	-	-
Sunflower.....	Kg	4.00	3.70	4.00	4.25	-	4.75	3.50	4.00	3.50	3.50
Castor Beans.....	Kg	-	1.85	2.89	3.53	-	-	2.81	-	3.33	-
Rape Seed.....	Kg	-	3.02	2.80	3.83	3.00	3.00	3.00	-	3.00	3.00
Ground Nut Shelled.....	Kg	6.50	5.83	-	6.33	-	6.50	6.17	7.67	6.83	6.00
<b>PREPARED CEREAL PRODUCTS</b>											
Spaghetti (Local) Without Egg....	Kg	10.00	8.00	9.00	-	-	10.00	9.00	10.00	10.67	10.00
Pastini.....	Kg	9.00	8.00	-	8.00	-	8.67	8.00	-	12.00	9.00
Macaroni (Local) Without Egg....	Kg	5.50	6.00	5.83	5.67	5.67	-	6.00	5.67	6.00	5.50
'Fafa' Flour.....	kg	-	-	-	-	-	-	4.58	-	-	-
'Dube' Flour.....	kg	-	-	-	-	-	6.00	4.96	-	-	-
<b>BREAD AND OTHER PREPARED FOODS</b>											
'Enjera' ('Teff' Mixed).....	325gm	.73	.88	.89	.80	.74	1.06	.68	1.02	1.02	.65
'Dabo' (Traditional Ambasha)..	350gm	-	-	.88	1.12	-	1.20	.92	-	1.12	-
'Dabo' (Traditional Sheleto)..	350gm	-	.81	.69	.66	-	-	-	-	-	-

Table 7 : Average Retail Price of Goods and Services by Region and Selected Market Places - Group 7 Market Places (Cont'd)

August 2006  
Nehase 1998

ITEM	UNIT	R E G I O N   A N D   M A R K E T   P L A C E S									
		S   N   N   P									
		Welkite	Butajira	Hosahna	Shone	Doyugena	Alaba	Awasa	Hagere-Selam	Dilla	Yirega-chefie
P R I C E   I N   B I R R											
Bread Wheat (Bakery).....	350gm	1.28	1.28	1.59	.97	1.26	1.70	1.37	1.25	-	1.17
Biscuits .....	150gm	2.14	2.00	3.00	2.73	2.14	2.73	1.50	-	2.00	1.07
<b>MEAT</b>											
Beef .....	Kg	28.00	26.00	30.00	28.00	27.00	26.00	31.33	21.33	28.00	24.00
Camel Meat .....	Kg	-	-	-	-	-	-	-	-	-	-
<b>FISH AND FISH PRODUCTS</b>											
Fish Fresh.....	Kg	-	-	-	-	-	-	8.87	-	-	-
Sardines (Imported).....	125gm	-	9.00	6.00	-	-	-	8.33	-	-	-
<b>DIARY PRODUCTS AND EGG</b>											
Cow Milk (Unpasteurized).....	Lt	-	3.36	2.39	3.95	-	2.00	4.00	3.45	3.00	3.00
Cow Milk (pasteurized).....	Lt	-	-	-	-	-	-	-	-	-	-
Camel Milk.....	Lt	-	-	-	-	-	-	-	-	-	-
Goat Milk.....	Lt	-	-	-	-	-	-	-	-	-	-
Powdered Milk (Edget).....	450gm	-	-	30.38	-	-	-	-	-	28.54	-
Yoghurt (Traditional).....	Lt	-	3.35	-	-	-	4.69	4.00	-	3.00	3.23
Cheese Cottage.....	Kg	7.86	6.39	4.84	-	5.11	5.13	-	-	-	-
Egg (Traditional).....	Dozen	6.00	4.80	5.60	5.20	4.53	4.00	6.00	4.80	6.00	8.00
<b>OILS AND FATS</b>											
Butter Unrefined.....	Kg	28.00	35.00	35.83	33.67	27.28	33.00	35.33	27.00	30.00	28.00
Cooking Oil (Imported).....	Lt	14.00	12.50	13.33	13.67	13.67	14.00	13.00	13.67	14.83	14.00
Cooking Oil (Local).....	Lt	12.00	9.50	11.00	9.17	10.00	10.83	10.83	10.00	11.17	11.00

Table 7 : Average Retail Price of Goods and Services by Region and Selected Market Places - Group 7 Market Places (Cont'd)

August 2006  
Nehase 1998

ITEM	UNIT	R E G I O N     A N D     M A R K E T     P L A C E S									
		S     N     N     P									
		Welkite	Butajira	Hosahna	Shone	Doyugena	Alaba	Awasa	Hagere-Selam	Dilla	Yirega-chefie
P R I C E   I N   B I R R											
<b>VEGETABLES AND FRUITS</b>											
<b>VEGETABLES (FRESH)</b>											
Ethiopian Kale.....	Kg	.95	.53	.87	1.07	.48	.79	.69	.22	.48	1.12
Cabbage.....	Kg	.86	.73	.45	1.08	.91	.79	.70	-	1.06	2.39
Lettuce.....	Kg	-	-	-	-	-	-	2.44	-	-	-
Spinach.....	Kg	.58	-	-	-	-	-	.80	-	-	-
Carrot.....	Kg	1.38	1.85	1.13	-	-	1.57	1.33	-	1.50	1.54
Tomatoes.....	Kg	3.00	2.02	3.00	3.50	-	3.07	4.33	4.00	2.58	4.00
Onions.....	Kg	2.42	2.08	2.50	2.85	2.00	2.44	2.00	3.00	2.00	2.50
Garlics.....	Kg	-	7.90	-	4.32	6.00	5.90	6.00	-	9.33	12.00
Leaks.....	Kg	3.00	1.50	-	2.83	-	2.40	1.50	-	-	2.00
Pepper Green.....	Kg	2.47	2.71	4.00	4.45	2.12	-	3.25	-	4.83	3.16
Pumpkin .....	Kg	.31	.53	.38	-	-	.38	-	-	-	-
Green Peas.....	Kg	-	-	-	-	-	-	3.37	-	-	-
Beet Root.....	Kg	.93	1.23	.58	.88	.48	.86	1.08	-	1.58	2.00
Cauliflower.....	Kg	-	-	-	-	-	-	4.38	-	-	-
<b>FRUITS FRESH</b>											
Banana.....	Kg	3.00	3.00	2.00	-	-	2.33	2.75	-	1.18	1.67
Orange.....	Kg	3.50	4.50	4.00	4.00	-	4.00	4.00	-	5.00	-
Lemon.....	Kg	-	-	3.34	1.99	4.64	2.08	4.50	2.25	1.47	1.78
Tangerine.....	Kg	-	-	-	4.00	-	-	4.00	-	-	-
Papaya.....	Kg	.75	1.21	-	2.12	-	-	2.00	-	1.17	-
Grapes.....	Kg	-	-	-	-	-	-	-	-	-	-
Avocado.....	Kg	1.38	3.17	-	3.07	2.28	-	3.00	1.11	2.13	1.81
Mango.....	Kg	1.12	4.50	-	-	-	-	4.00	1.13	2.04	1.11
Cactus.....	Kg	-	-	-	-	-	-	-	-	-	-

Table 7 : Average Retail Price of Goods and Services by Region and Selected Market Places - Group 7 Market Places (Cont'd)

August 2006  
Nehase 1998

ITEM	UNIT	R E G I O N   A N D   M A R K E T   P L A C E S									
		S   N   N   P									
		Welkite	Butajira	Hosahna	Shone	Doyugena	Alaba	Awasa	Hagere-Selam	Dilla	Yiregachefie
P R I C E   I N   B I R R											
<b>SPICES</b>											
Pepper Whole.....	Kg	10.00	12.00	12.33	12.33	-	9.50	7.00	-	11.33	11.00
Black Pepper(Local).....	Kg	-	28.00	13.00	27.67	-	-	10.33	-	-	-
Long Pepper(Local).....	Kg	13.00	-	10.00	15.00	13.00	9.00	15.00	-	8.00	-
White Cumin(Bishop's Weed)Local..	Kg	11.00	11.00	10.00	8.67	14.33	9.75	9.33	10.67	8.00	9.00
Black Cumin(Local).....	Kg	14.00	18.00	15.00	15.00	11.50	13.00	15.17	13.00	12.00	13.00
Ginger Dry(Local).....	Kg	14.00	-	-	-	-	16.33	10.67	-	-	-
Ginger Wet(Local).....	Kg	2.17	3.51	1.86	-	1.13	3.13	2.92	3.02	2.17	2.00
Cloves(Imported).....	Kg	60.00	50.00	45.33	54.67	49.33	53.33	56.33	60.00	46.00	-
Cinnamon(Imported).....	Kg	24.67	20.00	19.67	-	19.67	20.00	21.67	24.33	21.67	23.00
Cardamon(Local).....	Kg	24.00	22.00	23.00	21.67	22.33	19.67	19.67	23.33	25.00	23.00
Tumeric Flour(Local).....	Kg	5.00	4.50	-	4.17	3.42	6.17	5.83	3.50	5.83	6.00
Chillies Whole.....	Kg	13.00	16.67	12.50	10.83	7.72	13.10	10.33	-	11.67	12.00
Basil Dry.....	Kg	10.00	12.00	8.67	6.33	-	6.00	6.00	-	9.67	6.00
<b>POTATOES, OTHER TUBERS AND STEMS</b>											
Potato.....	Kg	.77	.94	1.07	.95	.61	1.66	.82	.41	1.42	1.71
Sweet Potato.....	Kg	.85	.86	.83	3.53	.89	-	.64	-	1.00	-
'Kocho' (Unprocessed).....	Kg	.64	1.71	1.59	1.53	.32	1.06	1.26	.79	.99	1.74
'Bula'.....	Kg	1.19	3.54	2.78	2.61	.88	3.08	2.65	1.73	1.76	-
<b>COFFEE, TEA, CHAT AND BUCK-THORN LEAVES</b>											
Tea Leaves(Local).....	100gm	2.00	2.00	2.00	2.00	2.00	2.00	2.00	2.00	2.00	2.00
Coffee Whole.....	Kg	-	9.40	-	-	-	-	-	7.93	-	8.00
Coffee Beans.....	Kg	18.00	18.33	19.33	17.33	18.67	16.67	17.33	15.08	14.00	14.00
Coffee Leaves.....	Kg	-	-	-	-	-	-	-	-	-	-
Buck Thorn Leaves.....	Kg	-	-	3.78	-	-	4.70	2.08	-	1.58	3.23

Table 7 : Average Retail Price of Goods and Services by Region and Selected Market Places - Group 7 Market Places (Cont'd)

August 2006  
Nehase 1998

ITEM	UNIT	R E G I O N   A N D   M A R K E T   P L A C E S									
		S   N   N   P									
		Welkite	Butajira	Hosahna	Shone	Doyugena	Alaba	Awasa	Hagere-Selam	Dilla	Yiregachefie
P R I C E   I N   B I R R											
'Chat'.....	Kg	28.43	13.85	-	12.50	-	16.68	9.55	-	9.60	5.36
Malt-Barley.....	Kg	4.17	3.07	4.30	3.07	3.75	5.79	-	2.90	-	3.00
Malt-Wheat.....	Kg	3.90	2.68	3.93	2.94	3.50	5.77	-	4.67	3.97	3.00
<b>OTHER FOOD ITEMS</b>											
Salt.....	Kg	1.25	1.25	1.50	1.03	1.20	1.30	1.50	1.04	1.50	1.50
Sugar.....	Kg	8.50	7.50	7.92	7.67	8.00	8.17	8.00	8.00	8.17	8.00
Honey.....	Kg	-	14.54	18.67	15.00	15.91	16.00	21.67	24.00	22.33	-
Canned Tomato (Local).....	410gm	6.25	6.00	6.00	6.00	-	5.00	6.08	8.79	7.08	-
<b>FOOD TAKEN AWAY FROM HOME</b>											
Cup of Tea.....	No	.50	.60	.50	.50	.50	.50	.50	.50	.50	.50
Cup of Coffee.....	No	1.25	1.25	1.00	1.00	1.00	1.00	1.00	1.00	1.00	1.00
Cup of Milk.....	No	1.25	1.25	1.00	1.25	1.00	1.00	1.00	1.00	1.00	1.00
'Key Wot Yebere'.....	One Meal	8.00	7.00	7.00	7.00	5.00	6.33	8.00	6.00	-	7.00
'Key Wot Yebeg/Yefyel'.....	One Meal	8.00	7.00	8.00	7.00	6.00	6.67	8.00	7.00	7.00	6.00
<b>COST OF MILLING</b>											
Cereals.....	100Kg	10.00	10.00	15.00	20.00	20.00	13.33	15.00	15.00	15.00	15.00
Pulses.....	100Kg	10.00	10.00	15.00	20.00	20.00	15.00	15.00	15.00	21.67	10.00
Pepper Whole.....	100Kg	50.00	100.00	83.33	-	150.00	100.00	50.00	-	93.33	100.00
<b>BEVERAGES - NON ALCOHOLIC</b>											
Ambo Mineral Water.....	500cc	2.00	2.00	2.00	2.00	2.00	2.00	2.00	2.17	2.00	2.00
Bure Mineral Water.....	500cc	-	-	-	-	-	-	-	-	-	-
Coca Cola/Fanta.....	300cc	2.25	2.50	-	2.33	2.50	2.50	2.08	2.50	2.08	2.08

Table 7 : Average Retail Price of Goods and Services by Region and Selected Market Places - Group 7 Market Places (Cont'd)

August 2006  
Nehase 1998

ITEM	UNIT	R E G I O N     A N D     M A R K E T     P L A C E S									
		S     N     N     P									
		Welkite	Butajira	Hosahna	Shone	Doyugena	Alaba	Awasa	Hagere-Selam	Dilla	Yiregacheffie
P R I C E   I N   B I R R											
Pepsi Cola/Mirinda.....	300cc	2.00	2.50	-	2.17	2.00	2.50	2.08	2.50	2.08	2.00
<b>BEVERAGES - ALCOHOLIC</b>											
Araki (Local).....	900cc	20.22	18.20	20.56	24.61	18.00	22.25	18.00	23.33	25.00	25.00
Cognac (Local).....	900cc	-	18.20	22.59	-	-	-	-	-	-	-
Brandy (Local).....	900cc	20.22	18.20	22.59	-	-	22.25	18.00	-	-	-
Gin (Local).....	900cc	20.22	18.20	20.22	24.61	18.00	22.25	18.00	23.33	25.00	25.00
Saris Wine (Normal).....	750cc	7.00	8.00	7.50	6.67	10.00	8.00	8.00	16.00	8.67	8.83
'Katikalla'.....	Lt	7.00	12.29	7.17	9.83	10.00	10.67	9.35	4.64	7.67	3.60
Beer (Bedele).....	330cc	3.50	3.50	3.50	-	-	-	3.50	4.00	3.50	3.50
Beer (Harar).....	330cc	3.50	3.50	3.50	3.50	4.00	4.00	3.50	4.00	3.50	3.50
Beer (Meta Abo).....	330cc	4.00	3.50	-	3.50	4.00	4.00	3.50	-	3.50	3.50
'Tella'.....	Lt	.47	.78	.90	.64	-	.71	1.31	.96	.99	1.20
'Tej' (Mead).....	Lt	1.92	2.05	1.67	2.88	2.61	2.73	3.00	1.92	2.00	1.33
<b>CIGARETTES AND TOBACCO</b>											
<b>CIGARETTES</b>											
Nyala.....	Packet	4.00	3.33	4.00	4.00	4.00	4.00	3.00	4.00	-	3.20
Gissila.....	Packet	1.50	-	-	-	-	-	-	-	-	-
Rothmans.....	Packet	8.00	-	-	10.00	-	10.00	9.00	10.00	8.00	9.50
<b>TOBACCO</b>											
'Gaya'.....	Kg	-	-	18.80	8.08	-	11.43	-	23.33	-	-
<b>CLOTHING AND FOOT WEAR</b>											

Table 7 : Average Retail Price of Goods and Services by Region and Selected Market Places - Group 7 Market Places (Cont'd)

August 2006  
Nehase 1998

ITEM	UNIT	R E G I O N   A N D   M A R K E T   P L A C E S									
		S   N   N   P									
		Welkite	Butajira	Hosahna	Shone	Doyugena	Alaba	Awasa	Hagere-Selam	Dilla	Yirega-chefie
P R I C E   I N   B I R R											
<b>CLOTHING</b>											
Abujedid(Akaki/Bahir Dar)91cm. Meter		7.50	5.00	-	7.17	6.00	5.00	5.17	6.00	9.00	5.00
Abujedid(Komb./Arba Min.)150cm Meter		10.00	8.67	8.00	9.17	10.00	8.00	8.00	8.00	10.83	9.00
Khaki(S-10,000 Twil)110cm..... Meter		-	-	-	-	-	-	-	-	-	-
Khaki(Akaki)91cm..... Meter		17.00	-	-	-	-	-	-	-	-	-
Wool-England 100%..... Meter		-	-	-	-	-	-	-	-	-	-
Tetron(Arba Minch)..... Meter		30.33	20.00	28.00	-	-	-	-	-	-	-
Poplin(Dire Dawa)105cm..... Meter		6.00	-	-	-	-	6.00	5.75	6.00	9.00	-
Poplin(Komb./Arba Minch)150cm. Meter		12.00	12.00	15.00	-	10.00	12.00	11.00	12.00	11.00	-
Nylon(Mojo)..... Meter		9.00	12.00	15.00	8.33	-	-	9.67	10.00	-	-
Polyster(Arba Minch/Awasa).... Meter		-	-	-	-	-	-	17.67	-	-	-
Jersi..... Meter		-	-	-	-	-	-	-	-	-	-
Cotton..... Kg		7.00	7.56	7.00	-	-	-	6.83	-	7.67	7.27
Hisufi ..... Meter		-	-	-	-	-	-	-	-	-	-
Kefay ..... Meter		22.67	-	-	-	-	-	19.00	16.00	-	-
<b>COST OF TAILORING</b>											
Woolen Suit (Men)..... No		-	-	263.33	-	-	-	223.33	-	216.67	-
Khaki Suit (Men)..... No		62.50	-	-	-	-	-	46.67	-	30.80	-
Khaki Suit (Boys)..... No		30.50	-	-	-	-	-	31.67	-	40.33	-
Tateron Suit (Men) ..... No		65.00	41.67	81.67	-	-	-	46.67	-	44.67	-
Tateron Suit (Boys) ..... No		32.00	20.00	53.33	-	-	-	31.67	-	40.33	-
<b>READY-MADE / FOR ADULTS</b>											
'Netela'..... No		29.00	-	31.00	-	-	-	28.33	-	25.33	-
'Gabi'..... No		97.67	-	-	65.00	91.67	73.33	75.00	80.00	85.00	-

Table 7 : Average Retail Price of Goods and Services by Region and Selected Market Places - Group 7 Market Places (Cont'd)

August 2006  
Nehase 1998

ITEM	UNIT	R E G I O N   A N D   M A R K E T   P L A C E S									
		S   N   N   P									
		Welkite	Butajira	Hosahna	Shone	Doyugena	Alaba	Awasa	Hagere-Selam	Dilla	Yirega-chiefie
P R I C E   I N   B I R R											
Shirts Long Sleeved (Local).....	No	-	-	-	-	41.00	-	36.00	-	-	-
Shirts Short Sleeved (Local).....	No	-	-	-	-	35.00	-	36.00	-	-	-
Shirts Long Sleeved (Imported)...	No	44.00	50.00	45.00	55.00	50.00	46.67	46.67	45.00	78.33	40.00
Shirts Short Sleeved (Imported)...	No	49.33	50.00	35.00	41.67	41.67	38.33	45.00	37.50	56.67	35.00
Socks (Cotton) Imported.....	Pair	6.00	8.00	4.33	5.33	-	4.00	5.00	5.00	-	5.00
Sweater (Local) Men.....	No	-	50.00	45.00	-	-	40.00	60.00	42.50	-	-
Sweater (Local) Women.....	No	-	33.33	33.33	-	-	-	51.67	31.67	41.67	-
Shash (Imported).....	No	13.67	14.00	7.00	7.33	12.33	12.00	14.33	10.67	15.00	7.00
Singlets (Local) White.....	No	12.67	-	10.67	12.00	-	15.00	18.00	-	13.33	-
Jeans Trouser.....	No	75.00	90.00	70.00	81.67	81.67	91.67	96.67	80.00	113.33	75.00
Woolen Suit.....	No	-	-	-	-	-	-	-	-	-	-
'Kemisna Netela'.....	No	134.33	140.00	-	116.67	-	103.33	148.33	130.00	-	80.00
Sweater-Men (Imported).....	No	76.00	90.00	76.67	91.67	-	86.67	56.67	85.00	96.67	80.00
Sweater-Women (Imported).....	No	-	63.33	63.33	73.33	-	50.00	43.33	63.33	-	-
Nylon Dress.....	No	-	-	-	-	-	-	36.67	-	-	-
Tetron Trouser.....	No	-	-	35.00	-	-	-	55.00	-	-	-
Leather Jacket.....	No	-	-	-	-	-	-	650.00	-	-	-
Under Wear China.....	No	12.00	10.67	12.00	13.33	12.00	18.00	17.00	12.00	16.33	9.00
Deriya .....	NO	11.48	13.89	-	14.33	9.49	15.00	11.78	11.67	-	-
Polyester Suit.....	No	-	-	-	-	-	-	125.00	-	-	-
Khaki Short .....	No	-	-	-	-	-	-	-	-	-	-
T-Shirts .....	No	24.67	40.00	35.00	30.00	22.50	48.33	26.00	25.00	52.67	30.00
Jogging Suit(sport tuta) .....	No	72.00	91.67	-	73.33	120.00	78.33	88.33	-	125.00	-
Khaki Jacket .....	No	94.33	-	106.67	113.33	-	-	128.33	-	115.00	-
Geldem .....	No	16.00	26.67	-	13.33	30.00	40.00	25.33	-	-	-

Table 7 : Average Retail Price of Goods and Services by Region and Selected Market Places - Group 7 Market Places (Cont'd)

August 2006  
Nehase 1998

ITEM	UNIT	R E G I O N   A N D   M A R K E T   P L A C E S									
		S   N   N   P									
		Welkite	Butajira	Hosahna	Shone	Doyugena	Alaba	Awasa	Hagere-Selam	Dilla	Yirega-cheffie

P R I C E   I N   B I R R

**READY-MADE / FOR CHILDREN**

Sweater (Local) for Boys..... No	-	-	20.00	-	-	-	33.33	-	32.00	-
Socks (Imported) Cotton..... Pair	3.83	3.00	3.00	3.00	-	3.00	3.17	3.00	6.67	-
Jeans Trouser..... No	-	58.33	45.00	51.67	-	53.33	-	-	63.33	-
Shirt Long Sleeved(Imported)Boys. No	-	-	-	-	-	-	-	-	43.00	50.00
Sweater (England) for Girls..... No	38.67	-	30.00	33.33	-	-	30.00	-	33.00	40.00
Short for Boys..... No	-	-	-	-	-	-	-	-	-	-
Kemise(for children) ..... No	50.00	50.00	43.33	33.33	-	43.33	50.00	47.50	57.00	45.00

**FOOTWEAR (MEN AND WOMEN)**

Anbessa Leather Shoes Men(Local)Pair	108.33	-	93.33	113.33	115.00	105.00	120.33	110.00	120.00	80.00
Leather Shoes Men (Croft)..... Pair	125.00	-	120.00	85.00	140.00	130.00	91.67	140.00	253.33	130.00
Walking Shoes(Imp.) Non-Leather Pair	88.33	-	83.33	78.33	120.00	95.00	81.67	-	-	-
Canvas Shoes (Local) Men..... Pair	-	-	-	22.33	-	28.33	-	-	35.33	-
Canvas Shoes (China) Men..... Pair	33.67	30.00	34.00	24.00	-	24.33	25.67	-	36.00	-
Plastic Shoes (Local) Women.... Pair	6.00	6.00	6.33	8.33	-	7.00	6.00	-	9.67	6.00
Slippers Sponge Adult (China).. Pair	7.00	6.00	6.00	7.00	7.00	6.33	6.67	-	10.67	-
Boots for Men Plastic (Local).. Pair	39.33	-	37.00	46.67	41.00	30.67	33.00	44.33	43.33	32.00
Sendel Plastic Shoes (Imp.).... Pair	10.00	20.00	-	17.67	-	-	-	-	-	-
Cost of Mending Shoes sole(Men).Pair	20.67	26.00	27.67	-	-	20.00	23.33	-	25.00	25.00

Table 7 : Average Retail Price of Goods and Services by Region and Selected Market Places - Group 7 Market Places (Cont'd)

August 2006  
Nehase 1998

ITEM	UNIT	R E G I O N   A N D   M A R K E T   P L A C E S									
		S   N   N   P									
		Welikite	Butajira	Hosahna	Shone	Doyugena	Alaba	Awasa	Hagere-Selam	Dilla	Yifegachiefie
P R I C E   I N   B I R R											
<b>CONSTRUCTION MATERIALS, WATER, AND FUEL AND POWER</b>											
<b>CONSTRUCTION MATERIALS</b>											
Cement/Bag/(Local).....	50Kg	130.00	135.00	-	-	130.00	130.00	145.00	135.00	124.17	130.00
Lime.....	Kg	-	-	1.32	1.36	-	-	-	-	1.30	-
Nail (7cm - 12cm).....	Kg	10.00	8.00	9.00	9.83	9.00	9.33	10.00	10.00	8.60	10.00
Nail With Cape.....	Kg	13.00	11.67	13.00	15.00	14.33	13.00	15.00	15.50	11.00	15.00
Corrugated Iron Sheet (.2mm).....	No	46.00	49.00	42.33	-	43.00	-	41.33	-	38.25	-
Wood for House Construction('Atana')..	No	7.00	5.33	5.33	5.33	-	6.00	-	-	4.67	-
Wall Paints-Super (Fluid) Normal....	4Kg	52.67	52.00	-	57.50	55.00	56.00	59.67	68.57	53.00	54.00
Wall Paints-Super (Fluid) Plastic....	4Kg	85.00	84.67	84.00	90.00	87.50	86.00	91.67	-	85.00	86.00
Coarse Aggregate Gravel.....	Meter Cube	-	100.00	-	-	-	-	-	-	-	-
Hollow Concrete Block(20x20x40 cm Cube)No	-	-	3.00	3.70	-	-	3.00	3.99	-	-	-
Bricks (25cm x 12cm x 6cm).....	No	-	-	-	-	-	-	1.96	-	1.23	-
Floor Board 4m Length.....	No	-	-	25.67	22.33	-	26.33	35.33	-	22.33	-
Iron Pipe 6mt. (1/2 inch Wide) Local..	No	52.67	86.67	56.00	60.00	-	-	94.00	-	-	-
Chipwood (125cm x 250cm x 8mm).....	No	84.33	-	-	-	-	-	105.00	-	98.00	-
Sand.....	Meter Cube	62.50	80.00	-	-	-	33.33	-	-	-	-
Gutter N <sup>o</sup> 32.....	Meter	-	-	-	-	-	-	-	-	-	-
Window Glass (50cm x 50cm x 3mm).....	No	-	-	-	-	-	15.00	16.67	-	12.33	-
Water Tanker (1meter cube).....	No	-	-	-	-	-	1533.33	-	-	-	-
Stone for House Construction..	Meter Cube	33.75	55.00	-	-	-	30.00	-	-	-	-
Mega Paints.....	4Kg	52.67	-	51.33	57.50	-	-	56.33	-	-	54.00
Tseday Paints.....	4Kg	-	-	-	-	-	-	-	-	-	-
"Yewellel Nitaf"(Tile).....	No	-	-	1.20	-	-	1.50	1.89	-	-	-
<b>WATER</b>											
Water.....	Meter Cube	14.17	4.00	15.75	5.92	10.00	6.33	9.83	16.67	15.00	13.33

Table 7 : Average Retail Price of Goods and Services by Region and Selected Market Places - Group 7 Market Places (Cont'd)

August 2006  
Nehase 1998

		R E G I O N   A N D   M A R K E T   P L A C E S									
ITEM	UNIT	S   N   N   P									
		Welikite	Butajira	Hosahna	Shone	Doyugena	Alaba	Awasa	Hagere-Selam	Dilla	Yirega-chefie

P R I C E   I N   B I R R

**FUEL AND POWER**

Fire Wood.....	Meter Cube	102.22	63.33	117.24	94.65	52.58	96.76	-	42.12	38.23	48.80
Charcoal.....	Kg	.86	1.18	1.32	1.18	.96	1.11	1.44	1.57	.83	1.07
Dung Cake.....	Kg	-	-	-	-	-	-	-	-	-	-
Kerosine.....	Lt	3.50	3.48	3.65	3.52	4.00	3.51	3.50	-	3.53	3.54
Diesel.....	Lt	4.48	4.81	4.80	4.85	4.80	4.84	4.84	6.50	4.86	4.87
Electric.....	K.Watt	.27	.27	.27	-	.27	-	.28	.27	-	-
Matches.....	Box	.20	.20	.20	.20	.20	.20	.20	.20	-	.20
Candles.....	No	1.00	1.00	1.00	1.00	1.00	1.00	.75	.80	.73	1.00
Buthane Gas (Shell).....	12.5 Kg	-	-	-	-	-	-	97.75	-	-	-
Eveready Drycell.....	No	1.75	1.63	-	-	-	-	1.50	-	-	1.50

**FURNITURE, FURNISHING, HOUSEHOLD EQUIPMENT AND OPERATION**

**CHAIRS, TABLES, ETC.**

Table Wanza (Machine made) Varnished..	No	258.33	230.00	-	136.67	-	-	-	150.00	-	180.00
Table Wanza (Hand made) Not Varnished..	No	-	-	-	-	-	141.67	-	-	-	-
Chairs Wanza (Machine Made) Varnished..	No	69.33	50.00	45.00	41.67	30.00	61.67	40.00	35.00	60.00	41.67
Chairs Wanza (Hand Made) Varnished....	No	-	-	40.00	-	25.00	41.67	-	-	-	-
Cupboard Wanza (2 doors) Varnished....	No	1001.83	1200.00	1066.67	783.33	950.00	1016.67	933.33	1000.00	1216.67	733.33
Double Bed Wanza (120cm) Varnished....	No	588.33	573.33	416.67	433.33	-	406.67	575.00	350.00	491.67	383.33
Sofas (Complete).....	No	-	3666.67	3333.33	-	-	3566.67	2933.33	-	4166.67	3000.00
Book Shelves Wanza (3 Shelves) no Door	No	533.33	340.00	338.33	-	-	425.00	400.00	-	258.33	283.33
Chest of Drawer .....	No	461.67	700.00	600.00	-	-	-	550.00	550.00	700.00	433.33

**FURNISHINGS & REPAIRS**

Bed Sheet (Non-Patterned Bahir Dar)											
1.90m x 2.50m.....	Pair	54.33	64.33	46.00	49.33	60.00	60.33	47.67	-	55.67	60.00

Table 7 : Average Retail Price of Goods and Services by Region and Selected Market Places - Group 7 Market Places (Cont'd)

August 2006  
Nehase 1998

ITEM	UNIT	R E G I O N   A N D   M A R K E T   P L A C E S									
		S   N   N   P									
		Welikite	Butajira	Hosahna	Shone	Doyugena	Alaba	Awasa	Hagere-Selam	Dilla	Yirega-chefie
P R I C E   I N   B I R R											
Bed Sheet(Patterned Kombolcha)											
1.90m x 2.50m.....	Pair	75.00	-	93.33	91.67	-	104.00	68.33	-	98.67	90.00
Bed Cover(Patterned Kombolcha).....	No	65.00	-	-	123.33	-	-	-	-	-	-
Blanket Woolen(Debre B.)160cm x 220cm.	No	87.33	86.67	96.67	63.33	83.33	106.67	81.67	83.00	111.67	85.00
Mattress-Sponge (A.A Foam) 120cm.....	No	330.00	253.33	313.33	276.67	323.33	310.00	323.33	275.00	315.00	300.00
Towel-Local (Kombolcha).....	No	12.00	-	-	9.33	-	-	-	-	-	-
<b>EARTHEN WARE</b>											
Water Pot.....	No	3.58	3.27	3.67	3.33	5.50	4.00	8.33	5.83	8.67	3.00
'Jebena' Medium Size.....	No	1.75	2.50	3.33	1.83	2.00	3.67	4.67	1.58	4.50	2.00
'Mitad' (Griddle of Clay).....	No	6.92	4.67	10.67	5.33	5.00	15.67	9.67	8.00	7.50	5.00
Local Stove '(Lakech)'	No	-	-	-	9.67	-	-	6.67	7.67	8.67	-
Cup for Coffee (China).....	No	1.25	1.00	1.00	1.03	1.20	1.00	1.00	1.10	1.13	1.00
Plate Clay (imported).....	No	4.00	4.00	-	3.42	3.83	4.00	3.00	-	3.75	4.50
<b>STRAW, BAMBOO AND OTHERS</b>											
'Sefed'.....	No	11.00	10.67	13.00	10.67	-	13.00	7.33	5.00	6.83	6.00
Sack 100Kg Capacity.....	No	-	-	-	-	-	-	8.25	-	-	-
<b>METAL WARE</b>											
Cooking Pan Medium (Local).....	No	26.67	43.67	37.00	39.33	20.67	31.33	-	35.00	31.00	30.00
Tray (Nickel) Medium N <sup>o</sup> 45 Local.....	No	-	-	17.00	-	16.33	13.00	-	-	-	-
Electric 'Mitad' Aluminium.....	No	-	-	-	-	-	-	396.67	-	-	-
Gas Stove (Kerosine) China.....	No	38.00	35.00	35.00	38.67	-	36.00	35.67	38.00	36.67	36.00
Refrigerator.....	No	-	-	-	-	-	-	1983.33	-	2533.33	-

Table 7 : Average Retail Price of Goods and Services by Region and Selected Market Places - Group 7 Market Places (Cont'd)

August 2006  
Nehase 1998

ITEM	UNIT	R E G I O N   A N D   M A R K E T   P L A C E S									
		Welikite	Butajira	Hosahna	Shone	Doyugena	Alaba	Awasa	Hagere-Selam	Dilla	Yirega-chefie
P R I C E   I N   B I R R											
<b>PLASTIC WARE (LOCAL MADE)</b>											
Jerrycan (20 Litres).....	No	23.33	18.67	18.67	20.00	16.00	17.67	-	-	16.67	-
Bucket (20 Litres).....	No	15.00	15.33	19.33	17.50	17.33	17.33	14.67	17.67	16.33	16.00
<b>GLASS WARE</b>											
Glass for Tea (Durablex).....	No	3.00	3.50	-	3.25	4.00	3.56	3.50	3.67	1.53	-
<b>OTHER HOUSEHOLD EQUIPMENT</b>											
Kerosine Lamp.....	No	22.33	20.00	19.00	24.33	22.67	19.33	17.67	-	23.67	-
'Kuraz' Small Local Kerosine Lamp.....	No	1.00	2.17	2.00	1.00	1.17	1.00	.75	1.00	1.17	1.00
Flash Light.....	No	6.25	6.67	6.00	6.67	7.00	6.00	7.00	7.00	6.83	6.00
Electric Bulb Philips(40/60 Watt).....	No	2.00	2.00	2.00	2.00	2.00	2.00	2.00	2.00	2.67	2.50
<b>HOUSEHOLD OPERATION</b>											
Hard Soap (Local).....	200gm	1.47	2.00	2.00	2.00	2.00	1.57	2.00	2.00	2.00	2.00
Hard Soap (Imported).....	200gm	2.40	2.50	2.08	2.40	2.40	2.40	2.37	2.40	2.40	-
Detergent (Omo).....	50gm	1.67	-	1.67	1.67	1.67	-	1.00	-	-	-
Incense.....	Kg	8.00	9.00	9.00	6.33	5.83	7.67	8.17	7.17	-	6.00
Sandal Wood.....	No	.25	.25	.25	.30	.27	.25	.25	.22	.28	.25
Toilet Paper (Mamko).....	Roll	3.00	3.00	3.00	3.00	3.00	3.00	3.00	3.00	3.00	3.00
<b>DRY CLEANING</b>											
Dry Cleaning (Suit Men).....	No	24.00	-	-	-	-	17.00	19.00	-	15.00	-

Table 7 : Average Retail Price of Goods and Services by Region and Selected Market Places - Group 7 Market Places (Cont'd)

August 2006  
Nehase 1998

ITEM	UNIT	R E G I O N   A N D   M A R K E T   P L A C E S									
		S   N   N   P									
		Welikite	Butajira	Hosahna	Shone	Doyugena	Alaba	Awasa	Hagere-Selam	Dilla	Yirega-chefie
P R I C E   I N   B I R R											
<b>DOMESTIC SERVICE</b>											
Maid Servant.....	Month	45.00	46.67	60.00	30.00	30.00	46.67	60.00	-	65.00	-
Unskilled Service (Daily Laborer)....	Day	12.00	10.00	7.00	7.33	9.33	7.67	8.67	6.67	7.67	6.33
Salary for Guard .....	Month	-	-	83.33	70.00	-	65.00	80.00	-	95.00	-
<b>MEDICAL CARE</b>											
Ampicillin(250 mg) Local.....	56 Caps	17.00	19.60	14.93	17.73	-	16.80	22.33	-	14.33	-
Dichlorophine(500 mg) Local.....	6 Pills	-	-	-	-	-	-	-	-	-	-
Tetracycline(250mg) Local.....	56 Caps	12.00	7.70	7.93	14.00	7.20	9.33	9.33	7.78	9.80	10.00
Penicillin Injection(4 Mu. Local). Bottle		5.00	3.30	3.00	4.33	3.50	3.00	3.50	3.38	3.17	4.00
Chloramphenicol(250mg) Local.....	56 Caps	15.00	12.00	10.27	11.20	13.33	11.20	9.97	11.57	11.47	14.00
Dipron(500mg) Local.....	20 Pills	-	-	-	-	-	-	-	-	-	-
Cough Syrup (Berantine) Local.....	125cc	10.00	-	6.00	9.33	8.00	-	8.17	-	8.00	-
Bactrim(480mg) Local.....	30 Pills	-	-	4.25	6.00	6.00	6.00	6.00	5.20	5.50	6.00
Vermox(100mg) Local.....	12 Pills	-	-	1.50	-	2.00	2.00	1.50	-	1.33	2.00
Mezel(250mg) Local.....	30 Caps	10.43	4.43	4.50	6.00	5.00	6.00	4.50	3.80	5.17	6.00
Asprin (300 mg) Local.....	20 Pills	2.00	2.00	2.00	1.78	2.00	2.00	2.00	1.33	1.33	2.00
<b>OTHER MEDICAL EXPENSES</b>											
Doctor's Fee (Government).....	per visit	2.00	3.25	3.50	1.00	-	2.00	5.00	2.00	2.00	2.00
Doctor's Fee (Private).....	per visit	5.00	10.00	10.00	5.00	-	5.67	9.33	-	10.00	5.00
Injection (Service Charge).....	Once	1.00	1.00	-	1.00	.50	1.00	1.00	-	1.00	1.00
Laboratory Test Fee (Private).....	Once	7.00	3.33	5.67	5.00	-	4.00	5.00	-	4.00	4.00
Bed Charge (gov.).....	per day	-	6.00	-	-	-	-	-	-	-	-

Table 7 : Average Retail Price of Goods and Services by Region and Selected Market Places - Group 7 Market Places (Cont'd)

August 2006  
Nehase 1998

ITEM	UNIT	R E G I O N   A N D   M A R K E T   P L A C E S									
		S   N   N   P									
		Welikite	Butajira	Hosahna	Shone	Doyugena	Alaba	Awasa	Hagere-Selam	Dilla	Yirega-chefie

P R I C E   I N   B I R R

**TRANSPORT AND COMMUNICATION**

**TRANSPORT**

Benzene.....	Lt	6.06	5.60	6.67	-	-	6.63	6.62	-	6.65	6.66
Motor Oil (Mobil).....	Lt	20.10	20.20	20.21	20.00	-	20.00	26.35	-	20.18	20.25
Car Washing and Greasing.....	No	-	35.00	38.33	-	-	36.67	20.00	-	26.67	-
Bus Fare (per km).....	Tarif	-	.11	.11	-	.16	.13	.13	-	-	-
Bus Fare (within Town) .....	Trip	-	-	-	-	-	-	-	-	-	-
Taxi Fare .....	Trip	1.00	-	-	-	-	-	1.00	-	1.00	-
Air Plane (To Addis Ababa) .....	Trip	-	-	-	-	-	-	-	-	-	-
Animal Transport fare.....	Trip	-	-	-	-	-	-	-	-	-	-
Cart Fare.....	Trip	.50	1.00	-	-	-	.50	1.00	-	1.00	-
Train Fare .....	Trip	-	-	-	-	-	-	-	-	-	-
Service Charge (Motor oil change)...	Once	-	-	-	-	-	-	20.00	-	-	-

**COMMUNICATION**

Telephone Charge (with town).....	Period	-	.20	-	-	-	.47	.20	-	.20	-
Telephone Charge to Addis Ababa....	Period	2.05	-	1.20	1.85	1.40	1.83	1.20	1.40	1.20	1.20
Telephone Line Installation Charge..	Once	355.70	355.75	355.00	283.30	-	383.10	283.00	355.75	380.00	283.30

**ENTERTAINMENT AND EDUCATION**

**EQUIPMENT AND ACCESSORIES**

T.V. Set Philips 21 inch(Colored).....	No	-	-	2666.67	-	-	-	2383.33	-	2633.33	2300.00
Cassette Recorded Original(Local Music)No	10.00	9.33	9.00	9.33	-	9.33	9.00	9.00	9.00	9.00	8.00
Radio Set Philips 3 Band.....	No	164.33	-	-	-	-	146.67	-	-	134.00	-
Tape Recorder National (2 Speaker)....	No	155.00	243.33	250.00	256.67	-	246.67	246.67	245.00	-	220.00
Expense for Photograph(Passport size)4Pho	-	6.00	-	4.00	-	-	5.00	6.00	-	6.00	-

Table 7 : Average Retail Price of Goods and Services by Region and Selected Market Places - Group 7 Market Places (Cont'd)

August 2006  
Nehase 1998

ITEM	UNIT	R E G I O N   A N D   M A R K E T   P L A C E S									
		S   N   N   P									
		Welikite	Butajira	Hosahna	Shone	Doyugena	Alaba	Awasa	Hagere-Selam	Dilla	Yirega-chefie
		P R I C E   I N   B I R R									
Newspaper (Addis Zemen).....	No	2.00	-	-	-	-	-	2.00	-	2.00	-
Theater Entrance Fee .....	Once	-	-	-	-	-	-	-	-	-	-
<b>EDUCATION</b>											
Exercise Book (50 Leaves) Local.....	No	2.50	2.25	2.00	2.08	2.00	2.00	2.17	2.50	2.00	-
Pencil (China).....	No	.25	.25	.30	.22	.25	.25	.20	.25	.43	.25
Ball Point-Bic England.....	No	1.50	1.25	1.50	1.37	1.50	1.40	1.37	1.30	1.32	1.50
Day School Fee-Public(Grade 7 & 8)..Month		-	-	-	-	-	-	-	-	2.00	-
Day School Fee-Private(Grade 9-12)..Month		-	-	-	-	-	-	-	-	7.50	-
Night School Fee-Government(Gr.9-12)Month		-	-	25.00	-	-	-	-	-	-	-
School Uniform Fee .....	No	-	-	-	-	-	-	68.33	-	-	-
Night School Fee-Private(Grade9-12).Month		-	-	-	-	-	-	-	-	-	-
<b>PERSONAL CARE AND EFFECTS</b>											
<b>PERSONAL CARE</b>											
Lux Toilet Soap.....	90gm	2.70	2.25	2.25	2.25	2.25	2.25	2.25	2.25	-	2.00
Blade-TOPAZ.....	No	.25	.25	.25	.25	.20	.25	.23	.20	.27	.20
Hair Dressing (Traditional).....	No	5.00	2.00	3.00	4.33	-	3.33	5.67	2.00	5.67	5.00
Hair Dressing (Modern).....	No	10.00	8.00	10.00	10.00	-	10.00	8.00	10.00	8.00	8.00
Barbery (Mens Hair Cut).....	No	3.00	3.00	4.00	3.00	2.00	4.33	4.67	3.00	5.00	3.00
Paraffin Hair Oil.....	330cc	8.80	7.33	7.83	8.80	8.00	7.50	7.42	8.00	8.00	7.00
Zenith Hair Oil.....	330cc	8.80	7.33	8.00	8.80	8.00	7.98	7.42	8.00	8.00	7.00
Shaving Machine (medium) .....	No	-	-	-	-	-	-	-	-	-	-
Perfume .....	CC	25.00	-	17.00	24.33	25.33	28.00	21.67	20.00	-	25.00
<b>PERSONAL EFFECTS</b>											
Umbrella-Men Medium (Local).....	No	-	-	-	24.33	23.00	17.67	-	15.00	28.33	-

Table 7 : Average Retail Price of Goods and Services by Region and Selected Market Places - Group 7 Market Places (Cont'd)

August 2006  
Nehase 1998

R E G I O N   A N D   M A R K E T   P L A C E S											
ITEM	UNIT	S   N   N   P									
		Welkite	Butajira	Hosahna	Shone	Doyugena	Alaba	Awasa	Hagere-Selam	Dilla	Yirega- cheffie
P R I C E   I N   B I R R											
Umbrella-Women Medium (Imported).....	No	20.33	20.00	21.67	18.67	18.33	22.33	31.00	-	21.33	22.00
Hand Bag (Imported Synthetic).....	No	-	48.33	40.00	30.67	-	25.00	28.00	-	-	-
Belt (Local) Machine Made.....	No	9.17	-	-	-	15.33	17.00	-	-	25.00	-
Belt (Local) Hand Made.....	No	5.00	-	-	3.67	-	-	-	-	-	-
<b>JEWELLERY</b>											
Seiko-21 Jewels Automatic (Men).....	No	-	-	-	-	-	-	270.00	-	-	-
Seiko-21 Jewels Automatic (Women).....	No	-	-	-	-	-	-	-	-	-	-
Earrings (4gm 18 carat Local).....	Pair	760.00	680.00	620.00	-	-	680.00	586.67	-	-	-
Neck Laces (6gm 21 carat Imported).....	No	1200.00	-	-	-	-	-	1110.00	-	1046.00	-
Rings (4gm 18 carat Local).....	No	760.00	680.00	620.00	-	-	680.00	586.67	-	-	-
Bracelet 20gm (18 carat Local).....	No	-	-	-	-	-	-	2933.33	-	-	-
<b>LIVESTOCK AND DRAUGHT ANIMALS</b>											
<b>LIVESTOCK</b>											
Sheep (10-15Kg).....	No	153.33	123.17	180.00	68.33	97.67	128.33	176.67	80.33	72.33	163.33
Goat (10-15Kg).....	No	165.67	91.50	156.67	58.33	85.00	110.00	153.33	-	70.00	140.00
Heifer (2-4 Years).....	No	604.33	593.00	766.67	476.67	456.67	550.00	550.00	486.67	-	1130.00
Cow (4 Years and Above).....	No	1524.67	619.67	766.67	846.67	1076.67	633.33	983.33	806.67	-	1460.00
Bull (2-4 Years).....	No	785.67	708.67	866.67	520.00	760.00	496.67	766.67	516.67	-	846.67
Ox (4 Years and Above).....	No	2929.33	1788.00	1733.33	1206.67	1473.33	1213.33	1933.33	1316.67	-	1883.33
Hen (Indigenous).....	No	8.50	8.33	12.00	6.67	14.00	10.00	7.67	11.00	12.33	15.00
Cock (Indigenous).....	No	18.00	13.67	18.33	14.00	17.33	13.67	15.67	18.33	18.33	20.00
<b>DRAUGHT ANIMALS</b>											
Donkey.....	No	-	297.00	650.00	-	436.67	500.00	-	-	-	-
Horse.....	No	-	520.00	883.33	-	1100.00	943.33	733.33	746.67	-	-

Table 7 : Average Retail Price of Goods and Services by Region and Selected Market Places - Group 7 Market Places (Cont'd)

August 2006  
Nehase 1998

ITEM	UNIT	R E G I O N   A N D   M A R K E T   P L A C E S									
		S   N   N   P									
		Welikite	Butajira	Hosahna	Shone	Doyugena	Alaba	Awasa	Hagere-Selam	Dilla	Yiregachefie
Mule.....	No	-	-	1733.33	-	1400.00	1233.33	-	-	-	-
<b>FARM EQUIPMENT (INDUSTRIAL PRODUCT)</b>											
Sickel.....	No	16.33	-	24.00	22.00	22.00	10.00	20.67	8.00	8.17	7.00
Pick Axe ('Doma').....	No	24.67	22.00	23.00	-	-	24.00	22.00	-	-	28.00
'Gejera'.....	No	-	-	18.33	23.00	-	-	18.00	-	-	-
<b>FARM EQUIPMENT (HAND MADE)</b>											
'Mofer'.....	No	13.67	8.50	11.00	9.00	-	-	-	-	-	-
'Kember'.....	No	14.33	4.83	5.00	6.33	-	-	-	-	-	-
'Digr'.....	No	-	1.75	4.00	1.33	-	-	-	-	-	-
Plough.....	No	12.33	8.67	12.00	8.67	-	11.00	15.67	-	-	-
Sickel.....	No	5.00	2.67	2.83	1.67	1.83	3.33	6.00	-	-	-
'Wegel'.....	No	-	3.33	3.00	4.67	-	4.00	7.67	-	-	-
'Erfe'.....	No	-	-	-	-	-	-	-	-	-	-
<b>MISCELLANEOUS GOODS AND SERVICES</b>											
Coffin (Medium Quality).....	No	226.67	-	-	-	-	200.00	146.67	-	323.33	170.00
Charge for Money order.....	Once	2.65	2.60	2.60	-	-	2.60	2.50	-	1.17	-
Charge for Visa (for person).....	No	-	-	-	-	-	-	-	-	-	-

# **Group 8**

## **Market Places**

( Welayita Sodo, Bodite, Jinka, Dimeka, Masha, Tepi, Bonga,  
Chana, Arba Minch, and Sawla.)

Table 8 : Average Retail Price of Goods and Services by Region and Selected Market Places - Group B Market Places (Cont'd)

August 2006  
Nehase 1998

ITEM	UNIT	R E G I O N   A N D   M A R K E T   P L A C E S									
		Welayita sodo	Bodite	Jinka	Dineka	Masha	Tepi	Bonga	Chana	Arba- minch	Sawla
P R I C E   I N   B I R R											
<b>CEREALS UNMILLED</b>											
'Teff' White .....	Kg	-	3.78	3.64	3.75	4.47	4.50	4.78	3.80	3.80	3.70
'Teff' Mixed.....	Kg	-	3.50	3.18	-	4.03	3.50	4.46	3.25	3.63	3.58
'Teff' Black (Red).....	Kg	2.93	2.98	3.49	-	3.47	3.30	3.69	-	-	-
Wheat White.....	Kg	3.00	2.78	2.67	-	2.82	2.80	2.46	2.50	2.77	2.47
Wheat Mixed.....	Kg	-	-	-	-	2.78	2.50	2.25	2.25	2.47	2.36
Wheat Black.....	Kg	2.47	-	2.14	-	2.53	2.70	2.20	2.25	2.40	2.67
Barley White.....	Kg	2.90	2.44	2.07	-	3.00	3.00	2.72	-	-	2.55
Barley Mixed.....	Kg	-	2.49	-	-	-	2.70	2.51	2.00	2.04	2.58
Barley Black.....	Kg	2.47	2.58	2.34	-	2.50	2.00	2.13	2.00	-	2.43
Barley for Beer.....	Kg	2.50	-	-	-	-	-	-	-	-	-
Maize.....	Kg	1.60	1.00	1.03	1.41	1.18	1.50	1.36	1.00	1.30	1.13
Durrah.....	Kg	-	-	-	-	-	-	-	-	1.20	1.23
Sorghum Yellow.....	Kg	-	-	-	-	-	-	-	-	2.33	-
Sorghum White.....	Kg	1.50	1.58	1.64	1.25	1.90	1.25	1.56	1.50	1.53	1.88
Sorghum Red.....	Kg	1.42	1.59	1.32	1.26	-	1.24	1.72	1.50	1.50	-
African Millet.....	Kg	-	-	1.78	1.19	-	2.18	2.06	2.00	-	-
Rice.....	Kg	5.00	5.00	5.50	6.00	6.00	5.67	6.00	6.00	5.17	5.83
Oats.....	Kg	-	3.50	-	-	-	-	-	-	-	2.13
Hulled Barley.....	Kg	4.50	-	1.34	-	-	-	-	-	-	3.02
<b>CEREALS MILLED</b>											
'Teff' White.....	Kg	-	-	-	-	-	-	-	-	-	-
'Teff' Mixed.....	Kg	-	-	-	-	-	-	-	-	-	-
'Teff' Black (Red).....	Kg	-	-	-	-	-	-	-	-	-	-
Wheat White.....	Kg	-	-	-	-	-	-	-	-	-	-
Wheat Mixed.....	Kg	-	-	-	-	-	-	-	-	-	-
Barley White.....	Kg	6.00	-	-	-	-	7.00	-	5.00	-	-

Table B : Average Retail Price of Goods and Services by Region and Selected Market Places - Group B Market Places (Cont'd)

August 2006  
Nehase 1998

ITEM	UNIT	R E G I O N   A N D   M A R K E T   P L A C E S									
		S   N   N   P									
		Welayita sodo	Bodite	Jinka	Dimeka	Masha	Tepi	Bonga	Chana	Arba- minch	Sawla
P R I C E   I N   B I R R											
Barley Mixed.....	Kg	-	-	-	-	5.67	5.00	-	4.00	-	-
Maize.....	Kg	1.98	-	-	-	-	-	-	-	1.83	1.79
Oats.....	Kg	5.00	5.00	5.00	-	5.25	5.83	5.00	5.00	3.67	-
Sorghum.....	Kg	-	-	-	-	-	-	-	-	-	-
Durrah.....	Kg	-	-	-	-	-	-	-	-	-	-
'Furno Duket' Locally Processed..	Kg	4.00	4.17	4.50	4.00	5.00	4.92	4.50	4.50	4.42	4.50
<b>PULSES UNMILLED</b>											
Horse Beans.....	Kg	4.00	3.68	2.79	-	4.00	3.70	3.12	3.00	3.17	3.07
Peas White.....	Kg	-	3.17	-	-	4.00	3.80	-	3.50	-	-
Peas Black.....	Kg	-	3.24	3.13	-	4.00	3.73	3.37	3.00	-	-
Peas Mixed.....	Kg	3.50	3.20	-	-	-	3.77	3.30	3.00	3.79	2.66
Soya Beans.....	Kg	5.00	-	-	-	-	-	-	-	-	-
Chick Peas.....	Kg	4.00	4.00	4.50	4.00	4.00	4.17	5.00	4.00	4.50	3.55
Lentils.....	Kg	5.00	5.33	5.00	6.33	6.00	6.00	6.00	6.00	4.83	4.45
Haricot Beans.....	Kg	-	1.85	-	-	2.83	1.27	-	-	-	1.57
Lima Beans.....	Kg	1.67	1.96	1.18	1.44	1.87	1.25	1.42	-	1.98	1.52
Vetch.....	Kg	2.13	-	-	-	-	3.17	-	-	2.75	-
Fenugreek.....	Kg	13.00	10.67	11.00	-	11.33	11.00	12.00	10.00	14.00	13.00
<b>PULSES MILLED OR SPLIT</b>											
Horse Beans Milled.....	Kg	-	4.75	-	-	-	-	-	6.00	-	-
Peas Milled.....	Kg	6.00	-	-	5.33	-	6.83	6.17	7.00	6.00	-
Chick Peas Milled.....	Kg	-	-	-	-	-	-	-	-	-	-
Mixed Pulses Milled.....	Kg	6.00	5.50	-	-	-	5.00	-	5.00	6.84	6.50
Vetch Milled.....	Kg	-	-	-	-	-	6.13	-	-	4.00	-
Peas Split.....	Kg	6.00	6.00	6.00	-	6.00	5.83	6.00	6.00	5.00	5.50
Peas Split(Roasted).....	Kg	5.50	-	-	-	-	6.00	-	-	5.50	-

Table 8 : Average Retail Price of Goods and Services by Region and Selected Market Places - Group 8 Market Places (Cont'd)

August 2006  
Nehase 1998

ITEM	UNIT	R E G I O N   A N D   M A R K E T   P L A C E S									
		Welayita sodo	Bodite	Jinka	Dimeka	Masha	Tepi	Bonga	Chana	Arba-minch	Sawla
P R I C E   I N   B I R R											
Horse Beans Split(Roasted).....	Kg	5.00	-	-	-	-	-	-	-	-	-
Lentils Split.....	Kg	7.50	7.67	7.33	7.00	8.00	7.92	8.00	8.00	8.00	8.00
Vetch Split(Roasted).....	Kg	-	-	-	-	-	-	-	-	3.67	-
Chick Peas Split(Roasted).....	Kg	-	-	-	-	-	-	-	-	-	-
Fenugreek Milled.....	Kg	20.00	13.33	-	-	19.00	20.00	18.00	13.00	24.00	16.00
<b>OIL SEEDS</b>											
Niger Seed.....	Kg	5.00	5.50	-	-	5.00	4.50	5.33	-	5.67	-
Linseed White.....	Kg	6.00	-	-	-	-	-	-	-	-	-
Linseed Black.....	Kg	5.00	3.85	5.00	-	5.00	4.00	4.67	3.85	4.00	6.00
Sesame Seed.....	Kg	-	-	6.25	-	7.00	6.67	7.00	6.25	5.00	-
Sunflower.....	Kg	4.00	3.50	-	2.63	-	-	4.00	5.00	3.50	4.55
Castor Beans.....	Kg	-	-	-	-	-	-	-	2.64	5.56	-
Rape Seed.....	Kg	3.50	3.17	-	-	4.00	3.67	4.00	4.00	3.50	4.49
Ground Nut Shelled.....	Kg	6.00	8.00	6.00	-	7.00	-	-	-	7.67	4.91
<b>PREPARED CEREAL PRODUCTS</b>											
Spaghetti (Local) Without Egg....	Kg	10.00	10.33	-	6.33	6.00	6.00	6.00	6.00	9.00	6.00
Pastini.....	Kg	10.00	9.00	10.00	-	-	10.00	10.00	7.00	9.00	-
Macaroni (Local) Without Egg....	Kg	6.00	5.50	5.67	6.00	6.00	5.83	6.50	6.00	6.00	5.85
'Fafa' Flour.....	kg	11.00	-	10.00	-	-	-	-	-	10.00	-
'Dube' Flour.....	kg	-	-	-	-	-	-	6.00	-	5.75	-
<b>BREAD AND OTHER PREPARED FOODS</b>											
'Enjera' ('Teff' Mixed).....	325gm	.49	-	1.08	1.13	.72	.63	.77	.44	.67	.91
'Dabo' (Traditional Ambasha)..	350gm	.85	.81	.38	-	.85	.80	1.03	-	.40	-
'Dabo' (Traditional Sheleto)..	350gm	-	-	-	-	-	-	-	-	-	-

Table 8 : Average Retail Price of Goods and Services by Region and Selected Market Places - Group 8 Market Places (Cont'd)

August 2006  
Nehase 1998

ITEM	UNIT	R E G I O N   A N D   M A R K E T   P L A C E S									
		S   N   N   P									
		Welayita sodo	Bodite	Jinka	Dimeka	Masha	Tepi	Bonga	Chana	Arba- minch	Sawla
P R I C E   I N   B I R R											
Bread Wheat (Bakery).....	350gm	1.35	1.28	1.01	1.32	1.36	1.50	1.70	1.38	.97	1.32
Biscuits .....	150gm	3.00	3.00	2.73	1.00	3.18	2.73	2.96	2.73	2.73	-
<b>MEAT</b>											
Beef .....	Kg	30.00	30.00	24.00	-	21.33	24.00	24.00	20.00	26.00	22.00
Camel Meat .....	Kg	-	-	-	-	-	-	-	-	-	-
<b>FISH AND FISH PRODUCTS</b>											
Fish Fresh.....	Kg	-	-	-	-	-	-	-	-	-	-
Sardines (Imported).....	125gm	8.00	-	-	-	-	10.00	10.00	-	7.33	6.00
<b>DIARY PRODUCTS AND EGG</b>											
Cow Milk (Unpasteurized).....	Lt	2.50	2.00	-	3.34	2.27	3.79	3.79	2.22	-	-
Cow Milk (pasteurized).....	Lt	-	-	-	-	-	-	-	-	-	-
Camel Milk.....	Lt	-	-	-	-	-	-	-	-	-	-
Goat Milk.....	Lt	-	-	-	-	-	-	-	-	-	-
Powdered Milk (Edget).....	450gm	40.00	-	-	-	-	-	30.00	28.00	-	-
Yoghurt (Traditional).....	Lt	3.57	4.17	5.29	-	5.00	5.00	4.94	4.00	6.00	4.17
Cheese Cottage.....	Kg	3.11	2.57	6.95	-	4.24	4.28	4.97	1.89	8.78	5.74
Egg (Traditional).....	Dozen	6.00	6.00	6.00	-	8.00	8.00	6.00	5.60	6.00	4.00
<b>OILS AND FATS</b>											
Butter Unrefined.....	Kg	21.67	33.33	23.33	-	30.33	30.00	31.33	28.00	32.00	28.33
Cooking Oil (Imported).....	Lt	13.00	13.17	14.00	14.00	15.38	15.00	13.17	14.67	13.00	12.83
Cooking Oil (Local).....	Lt	10.83	11.67	-	12.00	12.00	10.33	12.00	-	-	-

Table 8 : Average Retail Price of Goods and Services by Region and Selected Market Places - Group 8 Market Places (Cont'd)

August 2006  
Nehase 1998

ITEM	UNIT	R E G I O N   A N D   M A R K E T   P L A C E S									
		S   N   N   P									
		Welayita sodo	Bodite	Jinka	Dimeka	Masha	Tepi	Bonga	Chana	Arba- minch	Sawla
P R I C E   I N   B I R R											
<b>VEGETABLES AND FRUITS</b>											
<b>VEGETABLES (FRESH)</b>											
Ethiopian Kale.....	Kg	.63	.37	.18	.96	.28	.66	1.29	-	1.27	.79
Cabbage.....	Kg	1.13	.93	.73	1.41	1.65	.71	1.70	-	1.94	.83
Lettuce.....	Kg	-	-	-	-	-	-	-	-	-	-
Spinach.....	Kg	.98	-	-	-	-	2.00	-	-	-	-
Carrot.....	Kg	.51	.98	1.31	-	1.77	1.17	1.38	1.06	2.00	1.42
Tomatoes.....	Kg	3.00	2.21	5.09	-	-	3.03	3.57	-	2.00	2.17
Onions.....	Kg	2.50	2.71	6.67	5.24	3.11	3.23	3.34	4.37	2.83	3.71
Garlics.....	Kg	10.00	-	11.63	18.89	9.51	-	11.57	-	8.00	13.10
Leaks.....	Kg	-	-	-	-	3.26	1.88	3.13	3.13	-	-
Pepper Green.....	Kg	4.85	2.97	5.04	-	3.48	-	3.42	2.23	4.92	-
Pumpkin.....	Kg	-	-	.23	.63	.65	1.31	.88	.40	-	.37
Green Peas.....	Kg	-	-	-	-	-	-	-	-	-	-
Beet Root.....	Kg	.45	.52	.82	-	1.65	2.65	1.19	.81	1.50	.80
Cauliflower.....	Kg	-	-	-	-	-	-	-	-	-	-
<b>FRUITS FRESH</b>											
Banana.....	Kg	2.50	1.57	1.90	-	1.40	3.33	1.07	-	1.96	1.47
Orange.....	Kg	5.00	-	3.57	-	-	2.05	-	.90	-	-
Lemon.....	Kg	4.85	1.66	-	-	2.74	-	1.89	1.25	-	-
Tangerine.....	Kg	-	-	-	-	-	-	-	-	-	-
Papaya.....	Kg	.99	.93	1.05	1.05	-	-	-	-	2.08	-
Grapes.....	Kg	-	-	-	-	-	-	-	-	-	-
Avocado.....	Kg	1.07	1.21	-	-	2.83	2.40	2.04	1.67	2.52	-
Mango.....	Kg	1.09	2.17	1.44	-	-	-	-	1.20	-	-
Cactus.....	Kg	-	-	-	-	-	-	-	-	-	-

Table 8 : Average Retail Price of Goods and Services by Region and Selected Market Places - Group B Market Places (Cont'd)

August 2006  
Nehase 1998

ITEM	UNIT	R E G I O N   A N D   M A R K E T   P L A C E S									
		S   N   N   P									
		Welayita sodo	Bodite	Jinka	Dimeka	Masha	Tepi	Bonga	Chana	Arba- minch	Sawla
P R I C E   I N   B I R R											
<b>SPICES</b>											
Pepper Whole.....	Kg	12.00	9.00	-	-	-	7.00	5.83	-	10.67	-
Black Pepper(Local).....	Kg	-	-	-	-	-	24.00	-	-	-	-
Long Pepper(Local).....	Kg	-	-	-	-	-	15.00	-	-	-	-
White Cumin(Bishop's Weed)Local..	Kg	10.00	11.67	10.00	10.00	12.00	10.00	9.67	-	9.00	9.00
Black Cumin(Local).....	Kg	16.00	17.00	11.00	12.00	13.00	12.00	13.67	11.00	12.67	13.33
Ginger Dry(Local).....	Kg	-	-	-	-	-	-	-	-	-	-
Ginger Wet(Local).....	Kg	-	2.33	5.94	6.96	4.30	3.23	4.48	4.19	2.00	1.86
Cloves(Imported).....	Kg	60.00	42.50	60.00	-	60.00	54.00	-	55.00	60.00	58.00
Cinnamon(Imported).....	Kg	20.00	23.50	25.00	-	28.00	20.00	-	27.00	20.00	25.50
Cardamon(Local).....	Kg	20.00	22.00	-	34.44	16.00	16.00	15.33	13.00	22.67	16.00
Tumeric Flour(Local).....	Kg	4.67	4.00	4.00	5.00	4.17	5.33	-	3.67	3.83	3.67
Chillies Whole.....	Kg	-	11.33	-	29.17	22.88	25.00	16.67	-	-	12.50
Basil Dry.....	Kg	7.00	8.00	-	-	8.00	6.17	6.83	7.00	8.00	-
<b>POTATOES, OTHER TUBERS AND STEMS</b>											
Potato.....	Kg	-	.98	1.95	2.10	1.62	1.38	1.20	.91	2.00	1.03
Sweet Potato.....	Kg	.41	.81	.89	-	1.16	-	.45	-	.48	.67
'Kocho' (Unprocessed).....	Kg	2.24	1.62	.63	-	1.34	1.10	1.31	.82	1.58	.84
'Bula'.....	Kg	2.48	3.53	-	-	1.90	2.74	-	-	1.97	2.64
<b>COFFEE, TEA, CHAT AND BUCK-THORN LEAVES</b>											
Tea Leaves(Local).....	100gm	2.00	2.00	2.00	2.17	2.25	2.00	2.00	2.00	2.00	2.00
Coffee Whole.....	Kg	-	-	5.56	-	-	6.50	7.62	7.50	-	-
Coffee Beans.....	Kg	18.00	17.00	15.00	17.00	16.00	14.67	16.00	16.00	15.00	15.00
Coffee Leaves.....	Kg	1.20	-	-	-	-	-	-	1.45	1.88	-
Buck Thorn Leaves.....	Kg	3.90	4.19	3.98	-	4.37	6.00	-	4.19	3.53	3.69

Table 8 : Average Retail Price of Goods and Services by Region and Selected Market Places - Group 8 Market Places (Cont'd)

August 2006  
Nehase 1998

ITEM	UNIT	R E G I O N   A N D   M A R K E T   P L A C E S									
		S   N   N   P									
		Welayita sodo	Bodite	Jinka	Dimeka	Masha	Tepi	Bonga	Chana	Arba- minch	Sawla
P R I C E   I N   B I R R											
'Chat'.....	Kg	9.87	6.18	3.49	15.38	12.54	12.18	12.52	5.48	-	10.60
Malt-Barley.....	Kg	3.94	3.34	-	-	4.90	4.12	3.56	2.35	-	-
Malt-Wheat.....	Kg	3.59	3.02	-	-	-	-	3.08	-	-	-
<b>OTHER FOOD ITEMS</b>											
Salt.....	Kg	1.30	1.20	2.00	2.50	2.00	2.00	1.50	2.00	1.50	1.28
Sugar.....	Kg	7.67	8.00	8.50	8.83	9.00	8.67	8.67	8.50	8.00	8.00
Honey.....	Kg	12.00	-	-	20.00	12.00	12.00	13.67	12.00	-	-
Canned Tomato (Local).....	410gm	8.79	6.83	7.00	6.27	6.00	7.00	7.00	8.79	6.33	6.00
<b>FOOD TAKEN AWAY FROM HOME</b>											
Cup of Tea.....	No	.50	.50	.50	.50	.50	.50	.50	.43	.50	.50
Cup of Coffee.....	No	1.00	1.00	1.00	.60	.58	.75	1.00	.58	1.00	1.00
Cup of Milk.....	No	1.00	1.00	1.00	-	.75	-	1.00	.60	1.00	1.00
'Key Wot Yebere'.....	One Meal	7.00	6.00	7.00	7.00	-	-	-	-	6.00	7.00
'Key Wot Yebeg/Yefyel'..	One Meal	7.00	6.00	7.00	7.00	7.00	7.00	7.00	7.00	6.00	8.00
<b>COST OF MILLING</b>											
Cereals.....	100Kg	15.00	20.00	18.33	30.00	25.00	20.00	20.00	20.00	15.00	20.00
Pulses.....	100Kg	25.00	28.33	-	-	25.00	20.00	30.00	20.00	15.00	20.00
Pepper Whole.....	100Kg	100.00	100.00	100.00	-	-	100.00	100.00	150.00	-	200.00
<b>BEVERAGES - NON ALCOHOLIC</b>											
Ambo Mineral Water.....	500cc	2.00	2.50	3.00	3.00	2.83	3.00	3.00	2.83	2.50	2.33
Bure Mineral Water.....	500cc	-	-	-	-	-	-	-	-	-	-
Coca Cola/Fanta.....	300cc	2.50	2.50	3.00	3.50	3.00	3.00	2.67	3.00	2.50	2.50

Table B : Average Retail Price of Goods and Services by Region and Selected Market Places - Group B Market Places (Cont'd)

August 2006  
Nehase 1998

ITEM	UNIT	R E G I O N   A N D   M A R K E T   P L A C E S									
		S   N   N   P									
		Welayita sodo	Bodite	Jinka	Dimeka	Masha	Tepi	Bonga	Chana	Arba- minch	Sawla
P R I C E   I N   B I R R											
Pepsi Cola/Mirinda.....	300cc	2.50	2.50	3.00	3.50	3.00	3.00	2.67	3.00	2.50	2.50
<b>BEVERAGES - ALCOHOLIC</b>											
Araki (Local).....	900cc	25.28	27.30	32.36	31.01	25.67	26.00	28.67	24.33	31.24	27.64
Cognac (Local).....	900cc	25.28	-	32.36	-	-	-	-	-	-	-
Brandy (Local).....	900cc	-	-	32.36	-	-	26.00	-	-	-	-
Gin (Local).....	900cc	25.28	27.30	32.36	31.01	25.67	26.00	28.67	24.33	-	27.64
Saris Wine (Normal).....	750cc	14.00	15.00	12.50	20.00	-	18.00	17.67	17.33	-	-
'Katikalla'.....	Lt	6.00	8.00	7.01	7.33	6.67	6.06	9.67	6.67	7.00	6.93
Beer (Bedele).....	330cc	4.00	4.00	4.00	4.50	3.50	3.50	3.50	3.50	3.67	-
Beer (Harar).....	330cc	4.00	4.00	4.00	4.50	-	3.50	4.00	-	3.50	3.50
Beer (Meta Abo).....	330cc	4.00	4.00	-	4.50	-	4.00	4.00	3.67	-	-
'Tella'.....	Lt	.68	.82	1.13	1.00	1.11	1.18	1.18	.56	1.11	.77
'Tej' (Mead).....	Lt	2.40	2.86	3.32	2.33	2.22	2.22	2.22	1.67	2.25	2.03
<b>CIGARETTES AND TOBACCO</b>											
<b>CIGARETTES</b>											
Nyala.....	Packet	4.00	4.00	4.00	5.00	4.00	4.00	4.00	4.00	4.00	4.00
Gissila.....	Packet	-	-	-	-	2.00	2.00	1.25	1.25	-	-
Rothmans.....	Packet	10.00	10.00	-	-	-	-	-	-	-	-
<b>TOBACCO</b>											
'Gaya'.....	Kg	10.74	6.95	-	-	15.08	15.00	-	2.23	6.67	13.05
<b>CLOTHING AND FOOT WEAR</b>											

Table 8 : Average Retail Price of Goods and Services by Region and Selected Market Places - Group 8 Market Places (Cont'd)

August 2006  
Nehase 1998

ITEM	UNIT	R E G I O N   A N D   M A R K E T   P L A C E S									
		S   N   N   P									
		Welayita sodo	Bodite	Jinka	Dimeka	Masha	Tepi	Bonga	Chana	Arba- minch	Sawla
P R I C E   I N   B I R R											
<b>CLOTHING</b>											
Abujedid(Akaki/Bahir Dar)91cm. Meter		5.00	-	-	4.50	5.00	6.00	-	-	-	-
Abujedid(Komb./Arba Min.)150cm. Meter		6.00	8.00	9.00	7.00	8.00	8.67	10.00	10.00	9.67	8.00
Khaki(S-10,000 Twil)110cm. Meter		-	-	-	-	-	-	-	-	-	-
Khaki(Akaki)91cm. Meter		-	-	-	-	-	-	-	-	-	-
Wool-England 100%. Meter		-	-	-	-	-	-	-	-	-	-
Tetron(Arba Minch). Meter		-	21.00	-	-	-	-	-	-	-	25.00
Poplin(Dire Dawa)105cm. Meter		10.00	6.00	8.00	-	12.00	9.00	-	-	-	-
Poplin(Komb./Arba Minch)150cm. Meter		11.00	12.00	15.00	-	-	12.00	13.00	12.33	11.67	12.00
Nylon(Mojo). Meter		8.00	-	-	-	10.00	-	10.50	8.67	11.00	-
Polyster(Arba Minch/Awasa). Meter		-	18.00	-	-	-	-	-	-	15.00	-
Jersf. Meter		-	-	-	-	-	-	-	-	-	-
Cotton. Kg		4.85	4.49	-	-	-	8.00	-	3.49	3.80	4.29
Hisufi . Meter		-	-	-	-	-	-	25.50	-	-	-
Kefay . Meter		-	-	-	-	-	-	-	-	-	-
<b>COST OF TAILORING</b>											
Woolen Suit (Men). No		250.00	266.67	-	-	-	-	300.00	-	300.00	-
Khaki Suit (Men). No		-	66.67	-	-	75.00	-	-	-	61.67	-
Khaki Suit (Boys). No		-	41.67	20.00	-	32.50	-	-	-	26.67	-
Tateron Suit (Men) . No		-	66.67	-	-	75.00	-	-	-	61.67	-
Tateron Suit (Boys) . No		-	41.67	-	-	35.00	-	-	-	26.67	-
<b>READY-MADE / FOR ADULTS</b>											
'Netela'. No		36.67	22.67	-	-	-	-	-	-	-	33.33
'Gabi'. No		113.33	50.00	-	-	85.00	76.67	120.00	90.00	65.00	73.33

Table 8 : Average Retail Price of Goods and Services by Region and Selected Market Places - Group B Market Places (Cont'd)

August 2006  
Nehase 1998

ITEM	UNIT	R E G I O N     A N D     M A R K E T     P L A C E S									
		S     N     N     P									
		Welayita sodo	Bodite	Jinka	Dimeka	Masha	Tepi	Bonga	Chana	Arba- minch	Sawla
P R I C E   I N   B I R R											
Shirts Long Sleeved (Local).....	No	-	-	-	62.50	40.00	-	40.00	-	-	-
Shirts Short Sleeved (Local).....	No	-	-	-	45.00	35.00	-	35.00	-	-	-
Shirts Long Sleeved (Imported)...	No	51.67	38.33	65.00	47.50	46.67	40.00	51.67	50.00	58.33	43.33
Shirts Short Sleeved (Imported)...	No	58.33	31.67	-	50.00	40.00	40.00	43.33	45.00	53.33	40.00
Socks (Cotton) Imported.....	Pair	8.00	-	11.00	6.50	6.33	-	7.50	-	10.00	-
Sweater (Local) Men.....	No	-	-	-	-	56.67	-	60.00	35.00	-	-
Sweater (Local) Women.....	No	20.00	-	-	-	32.50	-	45.00	-	-	-
Shash (Imported).....	No	10.00	9.00	11.00	7.50	10.67	10.00	15.00	10.00	7.33	12.33
Singlets (Local) White.....	No	10.00	11.67	-	-	10.67	11.33	-	-	-	-
Jeans Trouser.....	No	113.33	63.33	90.00	82.50	76.67	68.33	88.75	86.67	110.00	75.00
Woolen Suit.....	No	-	-	-	-	-	-	-	-	-	-
'Kemisna Netela'.....	No	146.67	88.33	-	-	115.00	123.33	175.00	121.67	170.00	-
Sweater-Men (Imported).....	No	91.67	72.50	85.00	-	96.67	90.00	140.00	92.50	100.00	86.67
Sweater-Women (Imported).....	No	66.67	50.00	72.50	-	61.67	50.00	72.50	70.00	65.00	66.67
Nylon Dress.....	No	-	-	-	-	-	-	-	-	-	-
Tetron Trouser.....	No	-	-	-	-	-	-	55.00	-	-	-
Leather Jacket.....	No	600.00	-	-	-	-	-	-	-	-	-
Under Wear China.....	No	13.33	12.00	12.33	13.50	11.33	10.00	19.33	11.67	11.00	10.33
Deriya .....	NO	10.00	-	-	-	-	8.66	-	10.00	9.78	-
Polyester Suit.....	No	-	-	-	-	-	-	-	-	-	-
Khaki Short .....	No	-	-	-	-	-	-	-	-	-	-
T-Shirts .....	No	38.33	25.67	48.33	24.00	21.67	20.00	33.33	20.00	43.33	25.00
Jogging Suit(sport tuta) .....	No	98.33	76.67	105.00	65.00	71.67	80.00	82.50	125.00	96.67	70.00
Khaki Jacket .....	No	-	-	-	-	87.50	90.00	126.67	122.50	120.00	-
Geldem .....	No	17.33	17.67	-	-	22.50	18.67	-	20.00	15.67	-

Table 8 : Average Retail Price of Goods and Services by Region and Selected Market Places - Group 8 Market Places (Cont'd)

August 2006  
Nehase 1998

ITEM	UNIT	R E G I O N   A N D   M A R K E T   P L A C E S									
		S   N   N   P									
		Welayita sodo	Bodite	Jinka	Dimeka	Masha	Tepi	Bonga	Chana	Arba- minch	Sawla

P R I C E   I N   B I R R

**READY-MADE / FOR CHILDREN**

Sweater (Local) for Boys..... No	-	-	-	-	14.00	-	-	20.00	-	-
Socks (Imported) Cotton..... Pair	5.00	2.83	3.00	5.33	3.00	2.50	4.00	2.83	3.67	-
Jeans Trouser..... No	61.67	-	-	71.67	51.67	51.67	-	-	-	52.50
Shirt Long Sleeved(Imported)Boys. No	33.33	21.00	25.00	-	20.00	18.33	32.50	20.00	23.33	20.00
Sweater (England) for Girls..... No	19.33	-	-	-	21.67	-	-	17.50	-	-
Short for Boys..... No	-	-	-	-	-	-	-	-	-	-
Kemise(for children) ..... No	51.67	41.67	46.67	-	56.67	38.33	61.67	47.50	51.67	46.67

**FOOTWEAR (MEN AND WOMEN)**

Arbessa Leather Shoes Men(Local)Pair	110.00	88.33	111.67	90.00	73.67	83.33	96.67	100.00	110.00	175.50
Leather Shoes Men (Croft)..... Pair	143.33	120.00	143.33	130.00	121.67	110.00	146.67	120.00	163.33	-
Walking Shoes(imp.) Non-Leather Pair	81.67	-	-	80.00	-	-	-	80.00	-	-
Canvas Shoes (Local) Men..... Pair	36.00	-	-	-	-	-	-	26.67	-	-
Canvas Shoes (China) Men..... Pair	35.00	32.50	24.00	-	30.00	25.00	33.33	-	39.33	29.00
Plastic Shoes (Local) Women.... Pair	6.00	6.67	9.33	9.33	7.00	7.00	6.67	7.00	7.33	6.67
Slippers Sponge Adult (China).. Pair	-	6.67	7.00	9.00	-	-	-	-	4.20	-
Boots for Men Plastic (Local).. Pair	-	46.50	-	-	39.33	40.00	48.33	40.00	-	-
Sendel Plastic Shoes (Imp.).... Pair	-	-	-	-	-	-	-	-	-	-
Cost of Mending Shoes sole(Men).Pair	24.00	15.67	26.67	-	20.33	18.00	28.00	19.00	28.67	-

Table 8 : Average Retail Price of Goods and Services by Region and Selected Market Places - Group 8 Market Places (Cont'd)

August 2006  
Nehase 1998

ITEM	UNIT	R E G I O N   A N D   M A R K E T   P L A C E S									
		S   N   N   P									
		Welayita sodo	Bodite	Jinka	Dimeka	Masha	Tepi	Boniga	Chana	Arbam- minch	Sawla

P R I C E   I N   B I R R

**CONSTRUCTION MATERIALS, WATER, AND  
FUEL AND POWER**

**CONSTRUCTION MATERIALS**

Cement/Bag/(Local).....	50Kg	155.00	140.00	142.50	-	-	150.00	150.00	120.00	140.00	-
Lime.....	Kg	1.33	1.34	.80	-	-	-	1.82	-	1.47	-
Nail (7cm - 12cm).....	Kg	9.00	9.67	10.00	13.00	10.00	10.67	10.00	10.00	10.00	10.00
Nail With Cape.....	Kg	14.00	14.33	16.00	24.00	18.67	13.00	18.67	20.00	14.67	15.33
Corrugated Iron Sheet (.2mm).....	No	50.67	-	56.00	47.50	-	40.00	44.83	42.00	57.00	40.00
Wood for House Construction('Atana')..	No	12.33	3.33	-	-	3.33	8.00	6.00	3.17	-	-
Wall Paints-Super (Fluid) Normal.....	4Kg	57.00	56.33	55.00	65.00	-	55.00	60.00	60.00	54.33	56.67
Wall Paints-Super (Fluid) Plastic....	4Kg	88.00	89.50	90.00	65.00	-	-	90.00	-	87.00	97.50
Coarse Aggregate Gravel.....	Meter Cube	130.00	-	-	-	-	75.00	-	-	-	-
Hollow Concrete Block(20x20x40 cm Cube)No		3.20	-	-	-	-	-	-	-	4.00	-
Bricks (25cm x 12cm x 6cm).....	No	.80	-	-	-	-	-	.40	-	-	-
Floor Board 4m Length.....	No	25.00	-	-	-	-	-	-	-	-	-
Iron Pipe 6mt. (1/2 inch Wide) Local..	No	90.00	-	-	-	-	52.00	75.00	-	94.00	-
Chipwood (125cm x 250cm x 8mm).....	No	110.00	-	-	-	-	-	-	-	130.00	-
Sand.....	Meter Cube	54.17	-	-	-	-	-	-	-	34.17	-
Gutter N# 32.....	Meter	25.00	-	-	-	-	25.00	45.00	-	-	-
Window Glass (50cm x 50cm x 3mm).....	No	15.00	-	-	-	-	20.00	-	-	-	-
Water Tanker (1meter cube).....	No	-	-	-	-	-	-	-	-	-	-
Stone for House Construction..	Meter Cube	31.25	-	-	-	-	-	-	-	37.78	-
Mega Paints.....	4Kg	57.00	-	55.00	-	-	55.00	60.00	-	54.33	55.00
Tseday Paints.....	4Kg	-	-	-	-	-	-	-	-	-	-
"Yewellel Nitaf"(Tile).....	No	-	-	-	-	-	-	-	-	-	-

**WATER**

Water.....	Meter Cube	7.28	5.93	7.50	-	-	12.46	8.33	10.00	3.83	7.33
------------	------------	------	------	------	---	---	-------	------	-------	------	------

Table 8 : Average Retail Price of Goods and Services by Region and Selected Market Places - Group 8 Market Places (Cont'd)

August 2006  
Nehase 1998

R E G I O N   A N D   M A R K E T   P L A C E S											
ITEM	UNIT	S   N   N   P									
		Welayita sodo	Bodite	Jinka	Dimeka	Masha	Tepi	Boniga	Chana	Arbam- minch	Sewla
P R I C E   I N   B I R R											
<b>FUEL AND POWER</b>											
Fire Wood.....	Meter Cube	105.03	38.66	59.67	8.18	-	71.27	42.83	53.07	56.10	53.93
Charcoal.....	Kg	.81	1.71	1.05	-	1.64	2.35	1.71	1.67	1.07	1.66
Dung Cake.....	Kg	-	-	-	-	-	-	-	-	-	-
Kerosine.....	Lt	3.54	3.54	4.06	-	4.50	5.00	3.72	-	3.54	3.60
Diesel.....	Lt	4.87	4.86	5.39	-	5.75	6.67	4.95	6.06	4.92	4.93
Electric.....	K.Watt	.27	.27	.27	-	-	.27	.27	-	.27	-
Matches.....	Box	.20	.20	.20	.25	.25	.25	.25	.25	.20	.20
Candles.....	No	1.00	1.00	1.00	1.00	1.00	1.00	1.00	1.00	1.00	.92
Buthane Gas (Shell).....	12.5 Kg	-	-	-	-	-	-	-	-	-	-
Eveready Drycell.....	No	1.75	1.75	-	-	-	-	-	-	1.75	-
<b>FURNITURE, FURNISHING, HOUSEHOLD EQUIPMENT AND OPERATION</b>											
<b>CHAIRS, TABLES, ETC.</b>											
Table Wanza (Machine made) Varnished..	No	233.33	255.00	186.67	-	-	-	-	-	260.00	140.00
Table Wanza (Hand made) Not Varnished..	No	133.33	-	-	-	-	-	-	150.00	-	-
Chairs Wanza (Machine Made) Varnished..	No	76.67	45.00	66.67	-	-	60.00	60.00	-	73.33	45.00
Chairs Wanza (Hand Made) Varnished....	No	25.00	-	25.67	-	45.00	40.00	-	50.00	-	50.00
Cupboard Wanza (2 doors) Varnished....	No	1133.33	1350.00	-	-	-	-	850.00	-	1216.67	800.00
Double Bed Wanza (120cm) Varnished....	No	600.00	500.00	483.33	-	-	775.00	600.00	-	516.67	416.67
Sofas (Complete).....	No	3000.00	3000.00	-	-	-	-	-	-	4750.00	-
Book Shelves Wanza (3 Shelves) no Door	No	533.33	225.00	-	-	-	450.00	-	380.00	1900.00	-
Chest of Drawer .....	No	583.33	575.00	-	-	-	700.00	-	600.00	716.67	-
<b>FURNISHINGS &amp; REPAIRS</b>											
Bed Sheet (Non-Patterned Bahir Dar)											
1.90m x 2.50m.....	Pair	50.00	50.00	-	-	60.00	55.00	60.00	60.00	45.00	-

Table 8 : Average Retail Price of Goods and Services by Region and Selected Market Places - Group B Market Places (Cont'd)

August 2006  
Nehase 1998

ITEM	UNIT	R E G I O N   A N D   M A R K E T   P L A C E S									
		S   N   N   P									
		Welayita sodo	Bodite	Jinka	Dimeka	Masha	Tepi	Boniga	Chana	Arbam- minch	Sawla
P R I C E   I N   B I R R											
Bed Sheet(Patterned Kombolcha)											
1.90m x 2.50m.....	Pair	81.67	57.50	-	95.00	71.67	65.00	95.00	85.00	110.00	-
Bed Cover(Patterned Kombolcha).....	No	58.33	50.00	-	-	-	-	70.00	-	63.33	-
Blanket Woolen(Debre B.)160cm x 220cm.	No	80.67	75.67	-	-	80.00	-	91.67	87.50	94.00	-
Mattress-Sponge (A.A Foam) 120cm.....	No	-	-	-	-	300.00	310.00	-	300.00	-	330.00
Towel-Local (Kombolcha).....	No	12.00	6.00	-	-	11.33	-	-	-	7.67	-
<b>EARTHEN WARE</b>											
Water Pot.....	No	5.67	7.33	6.50	5.00	3.67	7.00	-	-	3.83	5.33
'Jebena' Medium Size.....	No	2.92	1.83	2.67	4.00	5.33	5.00	4.50	3.00	4.67	1.83
'Mitad' (Griddle of Clay).....	No	11.67	6.33	12.67	-	31.67	25.67	16.33	12.33	16.00	11.00
Local Stove '(Lakech)'	No	-	-	12.67	-	-	13.00	12.00	12.33	8.33	5.00
Cup for Coffee (China).....	No	1.25	1.10	1.30	1.42	1.25	1.25	1.25	1.25	1.00	1.23
Plate Clay (imported).....	No	3.00	4.67	-	-	4.00	5.00	4.83	6.00	4.00	4.00
<b>STRAW, BAMBOO AND OTHERS</b>											
'Sefed'.....	No	8.00	4.67	6.50	-	10.00	10.00	9.00	-	9.50	-
Sack 100Kg Capacity.....	No	-	-	-	-	-	-	7.00	-	-	-
<b>METAL WARE</b>											
Cooking Pan Medium (Local).....	No	36.67	33.33	24.00	30.00	24.67	21.33	32.33	37.33	38.33	50.00
Tray (Nickel) Medium N <sup>o</sup> 45 Local.....	No	21.00	-	15.67	-	-	-	-	-	-	-
Electric 'Mitad' Aluminium.....	No	-	-	-	-	-	-	-	-	490.00	-
Gas Stove (Kerosine) China.....	No	38.67	35.67	39.33	-	38.00	40.00	38.67	35.00	40.00	40.00
Refregrator.....	No	-	-	-	-	-	-	-	-	2050.00	-

For more information, please contact the National Bureau of Statistics, Addis Ababa, Ethiopia. Tel: 011 551 1111. Fax: 011 551 1112. E-mail: nbs@nbs.gov.et

Table B : Average Retail Price of Goods and Services by Region and Selected Market Places - Group B Market Places (Cont'd)

August 2006  
Nehase 1998

R E G I O N   A N D   M A R K E T   P L A C E S											
ITEM	UNIT	S   N   N   P									
		Welayita sodo	Bodite	Jinka	Dimeka	Masha	Tepi	Boniga	Chana	Arbam- minch	Sawla
<b>P R I C E   I N   B I R R</b>											
<b>PLASTIC WARE (LOCAL MADE)</b>											
Jerrycan (20 Litres).....	No	15.67	14.67	-	19.00	-	-	-	-	-	-
Bucket (20 Litres).....	No	15.00	17.33	16.33	16.67	16.67	17.00	17.00	16.33	14.33	16.67
<b>GLASS WARE</b>											
Glass for Tea (Duralax).....	No	3.00	3.50	-	-	4.00	-	3.50	-	3.50	3.50
<b>OTHER HOUSEHOLD EQUIPMENT</b>											
Kerosine Lamp.....	No	17.33	20.33	22.33	16.67	20.67	20.00	20.00	20.67	19.67	21.33
'Kuraz' Small Local Kerosine Lamp.....	No	1.00	1.42	1.00	-	1.00	1.00	1.00	1.00	-	1.00
Flash Light.....	No	6.50	7.00	7.00	7.00	7.00	7.00	7.67	7.00	6.50	6.33
Electric Bulb Philips(40/60 Watt).....	No	2.00	2.00	2.50	3.00	2.50	2.50	2.50	2.67	2.00	2.17
<b>HOUSEHOLD OPERATION</b>											
Hard Soap (Local).....	200gm	2.00	1.54	2.20	3.00	2.67	-	2.00	1.60	1.82	-
Hard Soap (Imported).....	200gm	2.50	1.97	2.50	-	2.27	-	2.27	2.40	2.50	2.20
Detergent (Omo).....	50gm	-	-	1.67	1.00	1.50	1.00	-	.75	-	1.00
Incense.....	Kg	8.00	7.83	-	-	6.75	7.33	6.17	10.00	9.33	6.50
Sandal Wood.....	No	.20	.25	.30	-	.25	.25	.25	.25	.30	-
Toilet Paper (Mamko).....	Roll	3.00	3.00	3.00	3.00	3.25	3.25	3.00	3.00	3.00	3.00
<b>DRY CLEANING</b>											
Dry Cleaning (Suit Men).....	No	9.50	-	-	-	-	-	-	-	13.67	-

Table 8 : Average Retail Price of Goods and Services by Region and Selected Market Places - Group B Market Places (Cont'd)

August 2006  
Nehase 1998

ITEM	UNIT	R E G I O N   A N D   M A R K E T   P L A C E S									
		S   N   N   P									
		Welayita sodo	Bodite	Jinka	Dimeka	Masha	Tepi	Boniga	Chana	Arbam- minch	Sawla
		P R I C E   I N   B I R R									
<b>DOMESTIC SERVICE</b>											
Maid Servant.....	Month	43.33	31.67	50.00	43.33	36.67	46.67	53.33	31.67	31.67	30.00
Unskilled Service (Daily Laborer)....	Day	11.67	10.00	7.00	7.67	10.00	8.00	7.33	8.50	6.67	4.50
Salary for Guard .....	Month	76.67	55.00	20.00	-	-	53.33	-	-	46.67	60.00
<b>MEDICAL CARE</b>											
Ampicillin(250 mg) Local.....	56 Caps	15.33	-	18.67	18.00	18.50	12.00	17.93	16.00	14.93	18.67
Dichlorophine(500 mg) Local.....	6 Pills	-	-	-	-	-	-	-	-	-	-
Tetracycline(250mg) Local.....	56 Caps	6.67	9.67	11.20	11.00	12.00	9.00	11.12	10.50	9.33	8.89
Penicillin Injection(4 Mu. Local). Bottle		3.50	3.83	4.00	4.00	-	4.00	5.00	4.00	3.90	4.00
Chloramphenicol(250mg) Local.....	56 Caps	13.67	13.67	14.00	14.00	17.50	12.00	16.53	15.00	11.20	12.13
Dipron(500mg) Local.....	20 Pills	-	-	-	-	-	-	-	-	-	-
Cough Syrup (Berantine) Local.....	125cc	9.67	7.67	8.00	-	-	-	10.00	-	-	-
Bactrim(480mg) Local.....	30 Pills	6.43	6.07	9.00	6.00	10.00	3.00	6.00	7.50	8.00	-
Vermox(100mg) Local.....	12 Pills	2.00	2.00	4.00	4.00	-	3.00	-	2.00	2.00	-
Mezel(250mg) Local.....	30 Caps	4.88	4.76	6.00	9.00	7.00	6.00	6.00	6.00	4.75	5.00
Asprin (300 mg) Local.....	20 Pills	2.00	2.00	4.00	4.00	4.00	2.00	2.00	2.00	2.00	1.67
<b>OTHER MEDICAL EXPENSES</b>											
Doctor's Fee (Government).....	per visit	2.50	-	3.00	-	-	-	1.00	1.00	4.00	-
Doctor's Fee (Private).....	per visit	15.00	-	5.00	-	-	1.00	5.00	-	4.67	-
Injection (Service Charge).....	Once	1.00	-	1.00	-	1.00	.50	1.00	-	1.00	.67
Labratory Test Fee (Private).....	Once	5.00	-	5.00	-	-	5.00	-	-	4.00	-
Bed Charge (gov.).....	per day	-	-	6.00	-	-	-	-	-	7.00	-

Table 8 : Average Retail Price of Goods and Services by Region and Selected Market Places - Group B Market Places (Cont'd)

August 2006  
Nehase 1998

ITEM	UNIT	R E G I O N   A N D   M A R K E T   P L A C E S									
		S   N   N   P									
		Welayita sodo	Bodite	Jinka	Dimeka	Masha	Tepi	Boniga	Chana	Arbam- minch	Sawla
P R I C E   I N   B I R R											
<b>TRANSPORT AND COMMUNICATION</b>											
<b>TRANSPORT</b>											
Benzene.....	Lt	6.66	6.65	7.19	-	8.25	8.89	-	-	6.71	6.72
Motor Oil (Mobil).....	Lt	-	20.20	-	-	23.00	23.33	22.50	-	24.95	20.00
Car Washing and Greasing.....	No	35.00	50.00	-	-	-	-	-	-	35.00	-
Bus Fare (per km).....	Tarif	-	-	.13	-	.15	-	.11	-	.12	-
Bus Fare (within Town) .....	Trip	-	-	-	-	-	-	-	-	.60	-
Taxi Fare .....	Trip	1.00	-	-	-	-	-	1.00	-	1.00	-
Air Plane (To Addis Ababa) .....	Trip	-	-	561.00	-	-	518.00	-	-	432.00	-
Animal Transport fare.....	Trip	-	-	-	-	-	-	-	-	-	-
Cart Fare.....	Trip	1.00	1.00	-	-	-	3.00	-	-	-	-
Train Fare .....	Trip	-	-	-	-	-	-	-	-	-	-
Service Charge (Motor oil change)...	Once	-	10.00	-	-	-	-	-	-	-	-
<b>COMMUNICATION</b>											
Telephone Charge (with town).....	Period	.20	.20	-	-	.20	.20	.40	.20	-	-
Telephone Charge to Addis Ababa....	Period	1.85	1.85	-	-	1.40	1.40	1.40	1.40	1.40	-
Telephone Line Installation Charge..	Once	283.30	-	-	-	355.75	283.50	283.30	283.30	283.30	-
<b>ENTERTAINMENT AND EDUCATION</b>											
<b>EQUIPMENT AND ACCESSORIES</b>											
T.V. Set Philips 21 inch(Colored).....	No	2900.00	-	-	-	-	-	-	-	2550.00	-
Cassette Recorded Original(Local Music)No	10.00	9.33	9.00	12.00	10.00	10.00	9.33	10.00	9.33	8.00	
Radio Set Philips 3 Band.....	No	-	-	166.67	150.00	140.00	160.00	180.00	150.00	150.00	
Tape Recorder National (2 Speaker)....	No	206.67	190.00	260.00	-	245.00	225.00	253.33	-	263.33	243.33
Expense for Photograph(Passport size)4Pho	6.00	4.00	4.00	-	-	4.00	6.00	4.00	5.33	4.00	

Table 8 : Average Retail Price of Goods and Services by Region and Selected Market Places - Group B Market Places (Cont'd)

August 2006  
Nehase 1998

R E G I O N   A N D   M A R K E T   P L A C E S											
ITEM	UNIT	S   N   N   P									
		Welayita sodo	Bodite	Jinka	Dimeka	Masha	Tepi	Boniga	Chana	Arbam- minch	Sawla
P R I C E   I N   B I R R											
Newspaper (Addis Zemen).....	No	-	-	-	-	-	-	-	-	-	-
Theater Entrance Fee .....	Once	-	-	-	-	-	-	-	-	-	-
<b>EDUCATION</b>											
Exercise Book (50 Leaves) Local.....	No	2.50	2.17	2.25	2.00	2.00	2.33	2.25	-	2.50	2.00
Pencil (China).....	No	.20	.25	.23	.28	-	.25	.25	.25	.20	.20
Ball Point-Bic England.....	No	1.50	1.50	1.25	1.42	.88	1.50	1.50	1.25	1.50	1.50
Day School Fee-Public(Grade 7 & 8)..Month	-	-	-	-	-	-	-	-	-	-	-
Day School Fee-Private(Grade 9-12)..Month	-	-	-	-	-	-	-	-	-	-	-
Night School Fee-Government(Gr.9-12)Month	-	-	-	-	-	-	-	-	-	-	-
School Uniform Fee .....	No	-	-	-	-	-	-	-	-	-	-
Night School Fee-Private(Grade9-12).Month	-	-	-	-	-	-	-	-	-	-	-
<b>PERSONAL CARE AND EFFECTS</b>											
<b>PERSONAL CARE</b>											
Lux Toilet Soap.....	90gm	2.25	2.25	2.25	2.00	2.25	2.25	2.25	2.25	2.25	3.00
Blade-TOPAZ.....	No	.25	.25	.30	.30	.25	.30	.25	.25	.30	.25
Hair Dressing (Traditional).....	No	6.00	5.00	3.00	-	3.00	3.33	3.00	2.00	-	-
Hair Dressing (Modern).....	No	8.00	10.00	7.67	-	10.00	7.00	10.00	-	8.00	-
Barbery (Mens Hair Cut).....	No	3.00	3.00	3.00	4.00	3.00	5.00	3.00	3.00	4.00	3.00
Paraffin Hair Oil.....	330cc	8.00	7.83	8.80	9.00	8.00	8.00	8.00	8.67	8.00	8.00
Zenith Hair Oil.....	330cc	8.00	7.83	8.80	8.33	7.83	8.00	8.17	8.75	7.00	8.00
Shaving Machine (medium) .....	No	-	-	-	-	-	-	-	-	-	190.00
Perfume .....	CC	20.67	22.50	38.33	27.50	28.33	25.00	32.50	26.00	22.67	26.33
<b>PERSONAL EFFECTS</b>											
Umbrella-Men Medium (Local).....	No	24.33	20.33	-	-	21.67	15.67	28.33	25.00	-	16.33

Table 8 : Average Retail Price of Goods and Services by Region and Selected Market Places - Group B Market Places (Cont'd)

August 2006  
Nehase 1998

ITEM	UNIT	R E G I O N   A N D   M A R K E T   P L A C E S									
		S   N   N   P									
		Welayita sodo	Bodite	Jinka	Dimeka	Masha	Tepi	Boniga	Chana	Arbam- minch	Sawla
		P R I C E   I N   B I R R									
Umbrella-Women Medium (Imported).....	No	22.33	15.33	18.67	25.00	19.33	18.00	-	17.67	21.33	19.33
Hand Bag (Imported Synthetic).....	No	38.33	32.50	47.50	55.00	37.50	35.00	43.33	-	61.67	-
Belt (Local) Machine Made.....	No	-	-	-	18.33	27.50	-	25.00	-	-	-
Belt (Local) Hand Made.....	No	-	-	-	-	-	-	-	-	28.67	-
<b>JEWELLERY</b>											
Seiko-21 Jewels Automatic (Men).....	No	-	-	-	-	-	-	-	-	-	-
Seiko-21 Jewels Automatic (Women).....	No	-	-	-	-	-	-	-	-	-	-
Earrings (4gm 18 carat Local).....	Pair	480.00	-	640.00	-	-	600.00	-	-	673.33	-
Neck Laces (6gm 21 carat Imported)....	No	1200.00	-	-	-	-	1140.00	-	-	1140.00	1080.00
Rings (4gm 18 carat Local).....	No	480.00	-	-	-	-	600.00	-	-	673.33	-
Bracelet 20gm (18 carat Local).....	No	2400.00	-	-	-	-	-	-	-	1666.67	-
<b>LIVESTOCK AND DRAUGHT ANIMALS</b>											
<b>LIVESTOCK</b>											
Sheep (10-15Kg).....	No	183.33	180.00	86.33	75.00	186.67	140.00	185.00	125.00	110.00	67.50
Goat (10-15Kg).....	No	86.67	150.00	68.67	81.67	156.67	110.00	160.00	90.00	-	62.00
Heifer (2-4 Years).....	No	666.67	830.00	550.00	-	816.67	550.00	520.00	510.00	-	566.33
Cow (4 Years and Above).....	No	966.67	900.00	805.00	-	1053.33	950.00	1000.00	943.33	-	1129.67
Bull (2-4 Years).....	No	850.00	910.00	495.00	-	766.67	650.00	610.00	533.33	-	516.33
Ox (4 Years and Above).....	No	1533.33	1193.33	2033.33	700.00	500.00	1716.67	1160.00	1316.67	-	1329.67
Hen (Indigenous).....	No	16.00	11.67	12.00	7.67	23.33	18.00	12.00	14.00	13.00	9.00
Cock (Indigenous).....	No	23.00	18.67	16.67	11.33	33.33	25.67	20.33	-	20.67	14.67
<b>DRAUGHT ANIMALS</b>											
Donkey.....	No	-	450.00	-	-	-	700.00	650.00	690.00	-	-
Horse.....	No	-	-	-	-	933.33	-	-	810.00	-	-

Table 8 : Average Retail Price of Goods and Services by Region and Selected Market Places - Group B Market Places (Cont'd)

August 2006  
Nehase 1998

ITEM	UNIT	R E G I O N   A N D   M A R K E T   P L A C E S									
		S   N   N   P									
		Welayita sodo	Bodite	Jinka	Dimeka	Masha	Tepi	Boniga	Chana	Arbam- minch	Sawla
		P R I C E   I N   B I R R									
Mule.....	No	-	-	-	-	-	-	-	1301.67	-	-
<b>FARM EQUIPMENT (INDUSTRIAL PRODUCT)</b>											
Sickel.....	No	5.00	-	8.00	-	8.00	10.00	-	8.00	7.50	7.00
Pick Axe ('Doma').....	No	23.33	26.00	25.00	-	-	21.67	33.33	19.00	23.50	27.50
'Gejera'.....	No	25.00	25.00	24.67	-	22.50	30.00	42.50	35.00	27.50	-
<b>FARM EQUIPMENT (HAND MADE)</b>											
'Mofer'.....	No	-	-	-	-	-	-	-	-	-	-
'Kember'.....	No	-	-	-	-	-	-	-	-	-	-
'Digr'.....	No	8.00	-	-	-	-	-	-	-	-	-
Plough.....	No	9.33	10.67	11.83	-	12.50	15.00	-	12.00	-	12.33
Sickel.....	No	1.83	1.83	-	-	-	-	-	-	-	2.00
'Wegel'.....	No	2.83	4.00	6.33	-	5.00	5.00	-	4.00	-	3.00
'Erfe '.....	No	3.00	-	-	-	-	-	-	-	-	-
<b>MISCELLANEOUS GOODS AND SERVICES</b>											
Coffin (Medium Quality).....	No	-	245.00	-	-	-	-	-	-	110.00	-
Charge for Money order .....	Once	2.60	-	-	-	-	2.60	2.60	-	-	2.60
Charge for Visa (for person).....	No	-	-	-	-	-	-	-	-	-	-

# **Group 9**

# **Market Places**

(Shewa Bench, MizanTeferi, Deri, Amaro Kelle, Soyama, Karat,  
Gidole, Waka, Beste Chere, Lasoka, and Amaya.)

Table 9 : Average Retail Price of Goods and Services by Region and Selected Market Places - Group 9 Market Places (Cont'd)

August 2006  
Nehase 1998

ITEM	UNIT	REGION AND MARKET PLACES										SNMPR AVERAGE	
		Shewa-Bench	Mizan-Teferi	Deri	Amaro Kele	Soyama	Karat	Gidole	Waka	Bestechere	Lasoka		Amaya
PRICE IN BIRR													
<b>CEREALS UNMILLED</b>													
'Teff' White	Kg	3.26	-	2.86	2.97	3.51	3.30	3.70	3.67	3.06	3.13	3.45	3.90
'Teff' Mixed	Kg	3.21	4.00	2.57	2.69	2.86	3.22	3.30	3.58	2.99	3.06	3.33	3.50
'Teff' Black (Red)	Kg	3.25	3.27	2.41	2.56	2.59	-	-	3.26	2.56	3.03	2.93	3.16
Wheat White	Kg	3.24	3.50	2.32	2.68	2.23	1.95	-	-	2.81	1.65	3.58	2.64
Wheat Mixed	Kg	-	2.50	2.29	-	2.34	-	-	2.44	-	-	-	2.41
Wheat Black	Kg	3.26	2.20	2.23	2.24	2.00	1.68	-	-	-	1.67	-	2.39
Barley White	Kg	1.87	3.58	-	2.11	1.95	2.54	2.94	-	1.99	1.93	1.77	2.55
Barley Mixed	Kg	-	2.83	1.75	1.96	2.17	-	2.86	-	1.91	-	-	2.47
Barley Black	Kg	-	2.25	1.74	2.18	2.11	-	-	-	1.78	1.87	1.64	2.32
Barley for Beer	Kg	-	-	-	-	-	-	-	-	-	-	-	2.38
Maize	Kg	-	1.43	1.95	1.56	1.66	1.36	1.31	1.29	1.29	.94	1.51	1.44
Durrah	Kg	-	1.40	-	-	1.39	-	-	-	1.52	-	-	1.34
Sorghum Yellow	Kg	-	-	-	-	-	1.73	2.09	-	-	-	-	2.17
Sorghum White	Kg	-	1.23	-	-	2.00	1.37	1.24	-	-	-	1.70	1.71
Sorghum Red	Kg	1.40	1.43	1.78	1.80	1.25	1.14	-	1.23	1.82	1.60	1.83	1.66
African Millet	Kg	-	2.23	-	-	-	1.76	-	-	-	-	-	2.14
Rice	Kg	6.00	5.83	-	6.00	6.00	5.50	-	-	-	6.00	6.00	5.48
Oats	Kg	-	-	3.45	-	-	-	-	4.00	-	-	-	3.41
Hulled Barley	Kg	-	-	-	-	-	-	3.60	-	-	-	-	3.12
<b>CEREALS MILLED</b>													
'Teff' White	Kg	-	-	-	-	-	-	-	-	-	-	-	-
'Teff' Mixed	Kg	-	-	-	-	-	-	-	-	-	-	-	4.39
'Teff' Black (Red)	Kg	-	-	-	-	-	-	-	-	-	-	-	3.43
Wheat White	Kg	-	-	-	-	-	-	-	-	-	-	-	-
Wheat Mixed	Kg	-	-	-	-	-	-	-	-	-	-	-	-
Barley White	Kg	-	6.67	-	-	-	-	-	-	-	-	-	6.17

Table 9 : Average Retail Price of Goods and Services by Region and Selected Market Places - Group 9 Market Places (Cont'd)

August 2006  
Nehase 1998

ITEM	UNIT	R E G I O N   A N D   M A R K E T   P L A C E S										SNNPR AVERAGE	
		S   N   N   P											
		Shewa- Bench	Mizan- Teferi	Deri	Amaro Kele	Soyama	Karat	Gidole	Waka	Beste- chere	Lasoka		Amaya
P R I C E   I N   B I R R													
Barley Mixed.....	Kg	-	-	-	-	-	-	-	-	-	-	-	4.86
Maize.....	Kg	-	-	2.08	-	-	-	-	-	-	-	-	2.11
Oats.....	Kg	-	5.50	-	-	-	5.00	-	5.00	5.00	-	-	5.10
Sorghum.....	Kg	-	-	-	-	-	-	-	-	-	-	-	-
Durrah.....	Kg	-	-	-	-	-	-	-	-	-	-	-	-
'Furno Duket' Locally Processed..	Kg	4.83	4.83	4.50	4.00	4.50	4.50	4.50	3.92	-	5.00	4.50	4.34
<b>PULSES UNMILLED</b>													
Horse Beans.....	Kg	3.21	3.50	2.97	2.86	-	2.70	2.42	2.98	2.19	-	3.39	3.21
Peas White.....	Kg	3.02	3.92	-	-	2.00	-	2.79	-	2.38	2.53	2.82	3.23
Peas Black.....	Kg	-	3.50	-	-	-	-	-	-	2.69	-	-	3.31
Peas Mixed.....	Kg	3.06	3.67	2.93	2.99	1.98	2.43	-	3.36	2.26	-	-	3.09
Soya Beans.....	Kg	-	-	-	-	-	-	-	-	-	-	-	5.00
Chick Peas.....	Kg	4.00	4.50	4.67	4.00	2.48	3.33	3.17	3.25	3.00	4.50	4.33	4.01
Lentils.....	Kg	6.00	4.83	6.02	3.37	4.40	3.20	3.33	6.00	6.49	5.00	-	5.28
Haricot Beans.....	Kg	-	-	-	1.97	1.99	-	-	-	-	-	-	2.15
Lima Beans.....	Kg	.94	1.30	-	-	2.10	1.65	.93	-	1.29	.96	-	1.47
Vetch.....	Kg	-	2.92	-	-	-	-	-	-	-	-	-	2.45
Fenugreek.....	Kg	10.00	10.00	9.50	11.00	8.33	10.00	-	13.33	8.18	14.33	11.33	11.61
<b>PULSES MILLED OR SPLIT</b>													
Horse Beans Milled.....	Kg	-	5.25	-	-	-	-	-	5.00	5.00	-	5.38	5.63
Peas Milled.....	Kg	-	7.50	-	-	-	-	-	-	-	10.00	-	6.68
Chick Peas Milled.....	Kg	-	-	-	-	-	-	-	-	-	-	-	-
Mixed Pulses Milled.....	Kg	4.17	4.33	4.67	5.00	5.00	-	-	-	-	-	-	5.52
Vetch Milled.....	Kg	-	-	-	-	-	-	-	-	-	-	-	4.36
Peas Split.....	Kg	5.00	5.00	5.00	5.50	6.00	5.17	-	5.25	-	6.00	6.00	5.58
Peas Split(Roasted).....	Kg	-	-	-	-	-	-	-	-	5.00	-	-	5.62

Table 9 : Average Retail Price of Goods and Services by Region and Selected Market Places - Group 9 Market Places (Cont'd)

August 2006  
Nehase 1998

ITEM	UNIT	R E G I O N   A N D   M A R K E T   P L A C E S										SNNPR AVERAGE	
		S   N   N   P											
		Shewa- Bench	Mizan- Teferi	Deri	Amaro Kele	Soyama	Karat	Gidole	Waka	Beste- chere	Lasoka		Amaya
P R I C E   I N   B I R R													
Horse Beans Split(Roasted).....	Kg	-	-	-	-	-	-	-	-	-	-	10.00	4.88
Lentils Split.....	Kg	7.83	7.33	7.33	7.83	7.67	8.00	8.00	7.33	7.00	7.83	7.83	7.53
Vetch Split(Roasted).....	Kg	-	-	-	-	3.23	-	-	-	-	-	-	3.86
Chick Peas Split(Roasted).....	Kg	-	-	-	-	-	-	-	-	-	-	-	4.00
Fenugreek Milled.....	Kg	17.00	19.33	11.00	-	24.00	-	-	-	16.00	16.00	-	17.10
<b>OIL SEEDS</b>													
Niger Seed.....	Kg	-	4.67	-	-	-	-	-	-	8.70	-	4.00	5.01
Linseed White.....	Kg	-	-	-	-	-	-	2.50	-	-	-	-	4.25
Linseed Black.....	Kg	-	4.00	4.72	4.33	3.01	3.85	2.52	-	-	-	4.00	4.37
Sesame Seed.....	Kg	-	6.00	-	-	-	4.18	-	-	-	5.00	5.00	6.65
Sunflower.....	Kg	-	4.00	-	-	1.85	-	2.70	-	-	-	-	3.61
Castor Beans.....	Kg	-	-	-	-	1.70	-	-	-	-	-	-	3.06
Rape Seed.....	Kg	5.00	4.00	3.97	3.50	2.80	-	3.16	4.00	5.71	-	4.67	3.63
Ground Nut Shelled.....	Kg	-	5.67	-	-	-	-	-	-	-	-	-	6.46
<b>PREPARED CEREAL PRODUCTS</b>													
Spaghetti (Local) Without Egg....	Kg	-	-	-	10.00	11.00	10.00	-	-	10.00	10.00	10.00	8.79
Pastini.....	Kg	-	10.00	-	-	-	-	-	-	-	-	-	9.18
Macaroni (Local) Without Egg....	Kg	6.00	-	6.00	6.00	6.00	5.83	5.50	6.00	6.00	6.00	6.00	5.88
'Fafa' Flour.....	kg	-	12.00	-	-	-	12.00	-	-	-	-	-	9.31
'Dube' Flour.....	kg	-	-	-	-	-	-	-	-	-	-	-	5.60
<b>BREAD AND OTHER PREPARED FOODS</b>													
'Enjera' ('Teff' Mixed).....	325gm	1.02	.72	.51	.71	1.10	.94	.50	.51	.58	.77	.41	.76
'Dabo' (Traditional Ambasha)..	350gm	-	-	-	.66	.63	.89	.25	-	-	-	-	.81
'Dabo' (Traditional Sheleto)..	350gm	-	.46	.80	-	-	-	-	-	-	-	-	.72

Table 9 : Average Retail Price of Goods and Services by Region and Selected Market Places - Group 9 Market Places (Cont'd)

August 2006  
Nehase 1998

ITEM	UNIT	R E G I O N   A N D   M A R K E T   P L A C E S											SNNPR AVERAGE
		S   N   N   P											
		Shewa- Bench	Mizan- Teferi	Deri	Amaro Kele	Soyama	Karat	Gidole	Waka	Beste- chere	Lasoka	Amaya	
P R I C E   I N   B I R R													
Bread Wheat (Bakery).....	350gm	-	1.37	1.25	1.26	1.50	1.22	1.20	1.08	1.21	1.38	1.33	1.31
Biscuits .....	150gm	2.73	2.73	1.88	2.14	3.00	2.73	3.41	-	3.00	-	3.00	2.52
<b>MEAT</b>													
Beef .....	Kg	20.00	22.00	18.69	25.00	28.00	-	24.00	24.00	-	25.50	23.33	25.28
Camel Meat .....	Kg	-	-	-	-	-	-	-	-	-	-	-	-
<b>FISH AND FISH PRODUCTS</b>													
Fish Fresh.....	Kg	-	-	-	-	-	-	-	-	-	-	-	8.87
Sardines (Imported).....	125gm	-	10.00	-	-	-	-	-	-	-	-	-	8.27
<b>DIARY PRODUCTS AND EGG</b>													
Cow Milk (Unpasteurized).....	Lt	-	2.32	2.27	3.73	4.70	3.64	3.03	-	-	2.03	-	3.04
Cow Milk (pasteurized).....	Lt	-	-	-	-	-	-	-	-	-	-	-	-
Camel Milk.....	Lt	-	-	-	-	-	-	-	-	-	-	-	-
Goat Milk.....	Lt	-	-	-	-	-	-	-	-	-	-	-	-
Powdered Milk (Edget).....	450gm	-	30.00	-	-	-	-	-	-	-	-	-	32.06
Yoghurt (Traditional).....	Lt	4.35	6.35	-	-	-	-	-	-	-	4.89	-	4.51
Cheese Cottage.....	Kg	-	5.89	4.40	-	-	-	-	3.46	4.84	3.47	-	5.00
Egg (Traditional).....	Dozen	4.53	6.00	4.80	4.80	4.80	5.20	7.20	4.27	3.62	4.53	4.00	5.45
<b>OILS AND FATS</b>													
Butter Unrefined.....	Kg	25.25	30.00	34.61	34.55	25.00	-	29.90	29.33	31.00	19.78	25.25	29.50
Cooking Oil (Imported).....	Lt	14.67	15.75	15.00	11.33	14.00	11.67	13.00	13.00	-	15.00	14.00	13.72
Cooking Oil (Local).....	Lt	12.00	10.33	11.67	12.83	12.12	-	13.00	10.17	12.00	-	-	11.13

Table 9 : Average Retail Price of Goods and Services by Region and Selected Market Places - Group 9 Market Places (Cont'd)

August 2006  
Nehase 1998

ITEM	UNIT	R E G I O N   A N D   M A R K E T   P L A C E S											SNNPR AVERAGE
		S   N   N   P											
		Shewa- Bench	Mizan- Teferi	Deri	Amaro Kele	Soyama	Karat	Gidole	Waka	Beste- chere	Lasoka	Amaya	

P R I C E   I N   B I R R

VEGETABLES AND FRUITS  
VEGETABLES (FRESH)

Ethiopian Kale.....	Kg	.22	.48	.25	.42	1.64	.84	.30	.68	.25	-	.57	.66
Cabbage.....	Kg	.56	1.69	.52	-	1.17	.56	.36	-	.84	-	.39	1.02
Lettuce.....	Kg	-	-	-	-	-	-	-	-	-	-	-	2.44
Spinach.....	Kg	-	-	-	-	.71	-	-	-	-	-	-	.86
Carrot.....	Kg	1.64	2.08	.98	-	1.14	.97	.53	1.50	.71	-	-	1.33
Tomatoes.....	Kg	-	4.37	-	-	3.23	1.50	2.10	-	-	1.60	-	2.97
Onions.....	Kg	3.49	2.69	3.23	2.10	2.01	1.99	2.52	3.00	2.53	3.73	3.78	2.99
Garlics.....	Kg	-	6.75	5.77	4.30	-	6.87	5.38	6.01	6.46	-	-	8.40
Leaks.....	Kg	-	1.96	-	-	-	-	-	-	-	-	3.04	2.41
Pepper Green.....	Kg	-	-	2.78	1.89	-	-	-	1.08	1.95	-	-	3.28
Pumpkin.....	Kg	.22	.55	-	.79	.50	-	-	-	-	.17	-	.51
Green Peas.....	Kg	-	-	-	-	-	-	-	-	-	-	-	3.37
Beet Root.....	Kg	.96	1.42	.78	-	1.42	1.27	.78	2.13	.84	-	1.55	1.15
Cauliflower.....	Kg	-	-	-	-	-	-	-	-	-	-	-	4.38

FRUITS FRESH

Banana.....	Kg	.88	1.04	1.95	.67	1.52	2.16	2.39	.76	.86	.80	1.03	1.74
Orange.....	Kg	-	1.03	-	1.52	1.43	1.45	-	-	-	-	-	3.15
Lemon.....	Kg	-	-	1.14	.31	.63	.37	.74	.95	.96	.98	.31	1.88
Tangerine.....	Kg	-	-	-	-	-	-	-	-	-	-	-	4.00
Papaya.....	Kg	.39	.49	-	.86	.65	.73	1.11	.31	-	-	-	1.14
Grapes.....	Kg	-	-	-	-	-	-	-	-	-	-	-	-
Avocado.....	Kg	-	1.96	-	1.86	1.95	3.71	-	-	-	-	-	2.13
Mango.....	Kg	-	-	1.05	-	2.17	2.11	-	1.73	2.00	1.59	1.43	1.87
Cactus.....	Kg	-	-	-	-	-	-	-	-	-	-	-	-

Table 9 : Average Retail Price of Goods and Services by Region and Selected Market Places - Group 9 Market Places (Cont'd)

August 2006  
Nehase 1998

ITEM	UNIT	R E G I O N   A N D   M A R K E T   P L A C E S										SNNPR AVERAGE	
		S   N   N   P											
		Shewa- Bench	Mizan- Teferi	Deri	Amaro Kele	Soyama	Karat	Gidole	Waka	Beste- chere	Lasoka		Amaya
P R I C E   I N   B I R R													
<b>SPICES</b>													
Pepper Whole.....	Kg	-	7.00	-	-	-	-	-	-	5.89	-	-	9.61
Black Pepper(Local).....	Kg	-	20.00	-	-	25.69	-	-	-	17.35	-	-	21.41
Long Pepper(Local).....	Kg	-	15.00	-	-	20.56	-	-	-	-	-	-	13.72
White Cumin(Bishop's Weed)Local..	Kg	-	9.67	11.90	9.00	14.49	10.50	12.00	8.00	15.02	-	20.13	10.90
Black Cumin(Local).....	Kg	10.00	12.00	15.82	12.00	10.28	12.50	-	14.25	10.37	15.00	-	13.34
Ginger Dry(Local).....	Kg	-	-	-	-	-	-	-	-	-	-	-	13.67
Ginger Wet(Local).....	Kg	2.90	2.73	4.29	3.86	4.25	3.26	5.48	1.97	1.92	1.70	3.28	3.20
Cloves(Imported).....	Kg	-	53.33	100.00	-	-	-	-	-	-	80.00	-	56.49
Cinnamon(Imported).....	Kg	-	21.33	-	-	20.56	-	-	-	-	40.00	-	22.36
Cardamon(Local).....	Kg	-	19.33	33.33	-	16.99	-	-	-	22.22	-	-	21.68
Tumeric Flour(Local).....	Kg	4.33	3.83	4.00	4.17	-	-	-	3.83	4.33	4.00	3.67	4.42
Chillies Whole.....	Kg	-	13.97	9.03	-	9.03	10.00	10.28	9.17	7.35	10.37	7.24	12.61
Basil Dry.....	Kg	-	6.83	-	-	-	6.67	-	-	4.09	-	-	7.40
<b>POTATOES, OTHER TUBERS AND STEMS</b>													
Potato.....	Kg	1.11	1.83	.72	1.45	1.58	.99	1.06	1.00	.81	1.01	1.92	1.24
Sweet Potato.....	Kg	-	-	.49	-	-	1.02	-	.50	.47	.30	.69	.84
'Kocho' (Unprocessed).....	Kg	.93	1.55	-	1.22	1.23	1.56	.61	2.48	.56	.49	1.50	1.21
'Bula'.....	Kg	-	4.57	-	1.97	3.19	3.31	-	-	3.55	-	-	2.58
<b>COFFEE, TEA, CHAT AND BUCK-THORN LEAVES</b>													
Tea Leaves(Local).....	100gm	2.00	2.08	2.08	2.00	2.00	2.50	2.00	2.00	2.00	2.00	2.00	2.03
Coffee Whole.....	Kg	-	-	8.12	6.60	6.69	-	3.46	-	-	5.83	-	7.02
Coffee Beans.....	Kg	14.10	15.00	17.00	12.00	16.00	12.81	13.22	12.01	11.14	15.33	14.33	15.53
Coffee Leaves.....	Kg	1.70	-	-	-	-	.91	1.51	-	.81	-	-	1.35
Buck Thorn Leaves.....	Kg	3.07	2.96	-	2.44	2.61	2.10	-	-	-	-	-	3.47

Table 9 : Average Retail Price of Goods and Services by Region and Selected Market Places - Group 9 Market Places (Cont'd)

August 2006  
Nehase 1998

ITEM	UNIT	R E G I O N   A N D   M A R K E T   P L A C E S										SNNPR AVERAGE	
		S   N   N   P											
		Shewa- Bench	Mizan- Teferi	Deri	Amaro Keie	Soyama	Karat	Gidole	Waka	Beste- chere	Lasoka		Amaya
P R I C E   I N   B I R R													
'Chat'.....	Kg	1.95	5.27	3.04	2.02	7.91	12.91	15.32	10.73	11.34	8.37	12.12	10.14
Malt-Barley.....	Kg	3.75	-	4.36	-	2.91	-	-	1.82	-	-	-	3.65
Malt-Wheat.....	Kg	-	7.55	-	-	-	-	-	-	-	-	-	3.90
<b>OTHER FOOD ITEMS</b>													
Salt.....	Kg	2.00	1.67	1.50	1.67	1.35	2.00	2.00	1.50	1.50	1.50	1.34	1.56
Sugar.....	Kg	9.00	8.17	8.17	7.75	8.00	8.50	8.00	8.00	8.00	9.00	5.60	8.12
Honey.....	Kg	-	12.00	-	-	14.03	18.50	-	-	-	-	-	16.01
Canned Tomato (Local).....	410gm	7.00	6.83	-	-	-	7.00	-	-	-	-	-	6.77
<b>FOOD TAKEN AWAY FROM HOME</b>													
Cup of Tea.....	No	.43	.50	.25	.50	.30	.50	.50	.40	.50	.30	-	.47
Cup of Coffee.....	No	.50	1.00	-	.75	.57	1.00	1.00	.75	.60	.70	.50	.90
Cup of Milk.....	No	1.00	1.00	-	-	-	1.00	1.00	-	-	-	-	1.02
'Key Wot Yebere'.....	One Meal	-	-	-	-	5.00	6.00	-	6.00	-	-	6.00	6.68
'Key Wot Yebeg/Yefyel'.....	One Meal	5.00	6.00	-	6.00	6.00	6.00	-	6.00	-	6.00	6.00	6.72
<b>COST OF MILLING</b>													
Cereals.....	100Kg	20.00	15.00	11.67	23.33	25.00	21.67	10.00	20.00	20.00	20.00	25.00	17.89
Pulses.....	100Kg	20.00	25.00	11.67	23.33	25.00	15.00	10.00	20.00	20.00	20.00	25.00	18.99
Pepper Whole.....	100Kg	-	100.00	-	-	-	-	-	-	-	-	-	98.33
<b>BEVERAGES - NON ALCOHOLIC</b>													
Ambo Mineral Water.....	500cc	3.17	3.00	2.50	2.00	2.50	2.50	2.50	-	2.50	-	2.50	2.42
Bure Mineral Water.....	500cc	-	-	-	-	-	-	-	-	-	-	2.50	2.50
Coca Cola/Fanta.....	300cc	3.00	2.50	2.50	2.50	2.50	3.00	2.50	2.08	2.50	3.00	3.00	2.59

Table 9 : Average Retail Price of Goods and Services by Region and Selected Market Places - Group 9 Market Places (Cont'd)

August 2006  
Nehase 1998

ITEM	UNIT	R E G I O N   A N D   M A R K E T   P L A C E S											SNNPR AVERAGE
		S   N   N   P											
		Shewa- Bench	Mizan- Teferi	Deri	Amaro Kele	Soyama	Karat	Gidole	Waka	Beste- chere	Lasoka	Amaya	
P R I C E   I N   B I R R													
Pepsi Cola/Mirinda.....	300cc	3.00	2.50	2.50	2.50	2.50	3.00	2.50	2.00	2.50	-	3.00	2.56
<b>BEVERAGES - ALCOHOLIC</b>													
Araki (Local).....	900cc	30.00	25.00	-	25.33	30.00	25.95	28.31	20.73	23.26	31.86	27.30	25.58
Cognac (Local).....	900cc	-	-	-	-	-	-	-	-	-	-	-	23.90
Brandy (Local).....	900cc	-	-	-	-	-	-	-	-	-	-	-	22.24
Gin (Local).....	900cc	30.00	25.00	-	25.33	30.00	26.29	28.31	-	-	31.86	27.81	25.46
Saris Wine (Normal).....	750cc	-	8.33	-	10.00	-	8.33	-	-	-	-	-	11.40
'Katikalla'.....	Lt	3.33	3.33	6.06	-	3.66	5.07	7.14	7.17	7.00	7.67	8.67	7.09
Beer (Bedele).....	330cc	4.50	3.50	3.50	4.00	4.00	4.00	3.50	4.00	3.50	-	2.89	3.69
Beer (Harar).....	330cc	-	4.00	-	4.00	4.00	4.00	3.50	4.00	3.50	4.00	-	3.78
Beer (Meta Abo).....	330cc	-	4.00	-	4.00	-	-	-	-	-	-	-	3.85
'Tella'.....	Lt	1.11	1.11	.60	1.19	.58	.82	.89	.50	-	.83	-	.90
'Tej' (Mead).....	Lt	2.22	2.22	2.83	1.33	1.92	2.22	2.80	1.50	1.50	3.33	-	2.24
<b>CIGARETTES AND TOBACCO</b>													
<b>CIGARETTES</b>													
Nyala.....	Packet	4.00	4.00	3.78	4.00	4.00	4.00	4.00	4.00	4.00	4.00	4.00	3.94
Gissila.....	Packet	2.00	-	1.08	-	-	-	-	1.33	-	2.00	1.89	1.63
Rothmans.....	Packet	-	6.00	9.33	10.67	10.00	-	-	10.00	-	-	10.00	9.51
<b>TOBACCO</b>													
'Gaya'.....	Kg	6.25	9.70	10.83	-	-	-	2.92	6.91	6.76	5.74	7.80	9.97
<b>CLOTHING AND FOOT WEAR</b>													

Table 9 : Average Retail Price of Goods and Services by Region and Selected Market Places - Group 9 Market Places (Cont'd)

August 2006  
Nehase 1998

ITEM	UNIT	R E G I O N     A N D     M A R K E T     P L A C E S										SNNPR AVERAGE
		Shewa- Bench	Mizan- Teferi	Deri	Amaro Kele	Soyama	Karat	Gidole	Waka	Beste- chere	Lasoka	
P R I C E   I N   B I R R												
<b>CLOTHING</b>												
Abujedid(Akaki/Bahir Dar)91cm. Meter	-	8.00	-	-	-	-	-	-	-	-	-	6.12
Abujedid(Komb./Arba Min.)150cm Meter	-	10.00	7.00	-	10.00	-	10.00	-	-	9.00	-	8.86
Khaki(S-10,000 Twil)110cm..... Meter	-	-	-	-	-	-	-	-	-	-	-	-
Khaki(Akaki)91cm..... Meter	-	-	-	-	-	-	-	-	-	-	-	17.00
Wool-England 100%..... Meter	-	-	-	-	-	-	-	-	-	-	-	-
Tetron(Arba Minch)..... Meter	-	-	-	-	-	-	-	-	-	-	-	24.85
Poplin(Dire Dawa)105cm..... Meter	-	6.00	-	-	-	-	-	-	-	-	-	7.37
Poplin(Komb./Arba Minch)150cm. Meter	12.00	12.33	-	-	-	-	15.00	-	-	-	-	12.21
Nylon(Mojo)..... Meter	10.00	12.00	8.00	-	-	-	-	-	-	6.17	-	9.64
Polyster(Arba Minch/Awasa).... Meter	-	-	-	-	18.00	-	-	-	-	-	-	17.13
Jersi..... Meter	-	-	-	-	-	-	-	-	-	-	-	-
Cotton..... Kg	-	-	-	2.83	-	1.49	2.33	-	-	6.16	-	5.24
Hisufi .....Meter	-	-	-	-	-	-	23.10	-	-	-	-	24.06
Kefay ..... Meter	-	-	-	-	-	-	-	-	-	-	-	20.60
<b>COST OF TAILORING</b>												
Woolen Suit (Men)..... No	-	-	-	-	-	-	-	-	-	-	-	253.33
Khaki Suit (Men)..... No	-	-	32.50	-	-	46.67	40.00	-	-	30.00	-	49.90
Khaki Suit (Boys)..... No	-	-	27.50	-	-	23.33	20.00	-	-	15.00	-	29.15
Tateron Suit (Men) ..... No	-	61.67	32.50	-	-	46.67	40.00	-	-	-	-	55.12
Tateron Suit (Boys) ..... No	-	30.00	27.50	-	-	23.33	20.00	-	-	-	-	31.88
<b>READY-MADE / FOR ADULTS</b>												
'Netela'..... No	-	-	23.33	24.67	-	19.33	16.33	24.00	18.00	-	23.00	25.71
'Gabi'..... No	-	75.00	47.67	60.00	-	41.67	39.33	-	-	43.33	-	71.71

Table 9 : Average Retail Price of Goods and Services by Region and Selected Market Places - Group 9 Market Places (Cont'd)

August 2006  
Nehase 1998

ITEM	UNIT	R E G I O N   A N D   M A R K E T   P L A C E S										SNNPR AVERAGE	
		S   N   N   P											
		Shewa- Bench	Mizan- Teferi	Deri	Amaro Kele	Soyama	Karat	Gidole	Waka	Beste- chere	Lasoka		Amaya
P R I C E   I N   B I R R													
Shirts Long Sleeved (Local).....	No	-	-	-	-	-	-	-	-	-	-	.43	36.39
Shirts Short Sleeved (Local).....	No	-	-	-	-	-	-	-	-	-	-	.40	29.64
Shirts Long Sleeved (Imported)...	No	50.00	48.33	40.00	41.67	39.33	45.00	51.67	45.33	36.67	45.00	-	48.09
Shirts Short Sleeved (Imported)...	No	46.67	45.00	35.00	-	38.00	45.00	45.00	40.67	35.00	40.00	-	43.15
Socks (Cotton) Imported.....	Pair	5.00	-	-	4.67	4.00	-	-	5.33	5.67	5.00	-	5.98
Sweater (Local) Men.....	No	-	-	-	-	-	-	-	-	-	-	-	50.29
Sweater (Local) Women.....	No	-	-	-	-	26.33	-	-	-	-	-	-	34.33
Shash (Imported).....	No	17.33	12.33	13.50	7.00	10.67	9.33	14.33	9.33	7.00	13.50	-	11.00
Singlets (Local) White.....	No	-	12.00	10.00	-	-	-	-	-	11.00	19.00	7.58	12.11
Jeans Trouser.....	No	93.33	85.00	75.00	76.67	80.00	90.00	86.67	86.67	80.00	95.00	-	85.82
Woolen Suit.....	No	-	-	-	-	-	-	-	-	-	-	-	-
'Kemiswa Netela'.....	No	93.33	113.33	-	76.67	85.00	-	-	-	-	65.00	-	115.15
Sweater-Men (Imported).....	No	90.00	93.33	-	-	90.00	-	100.00	-	80.00	-	-	88.41
Sweater-Women (Imported).....	No	30.00	63.33	67.50	-	35.00	80.00	-	-	65.00	-	-	59.72
Nylon Dress.....	No	30.00	-	-	-	-	-	-	-	-	-	-	33.33
Tetron Trouser.....	No	-	-	-	-	-	-	-	-	-	-	-	46.43
Leather Jacket.....	No	-	-	-	-	-	-	-	-	-	-	-	612.50
Under Wear China.....	No	12.00	12.33	11.33	11.67	10.67	14.00	15.67	11.67	12.00	12.50	-	12.68
Deriya .....	No	-	11.11	11.11	15.00	8.89	8.33	-	-	-	-	-	11.16
Polyester Suit.....	No	-	-	-	-	-	-	-	195.00	-	-	-	160.00
Khaki Short .....	No	-	-	-	-	-	-	-	-	-	-	-	-
T-Shirts .....	No	28.33	40.00	18.50	27.67	20.00	31.67	38.33	25.67	25.00	32.50	-	31.01
Jogging Suit(sport tuta) .....	No	100.00	110.00	-	-	80.00	80.00	110.00	-	87.50	-	-	88.11
Khaki Jacket .....	No	-	-	-	-	85.00	-	-	-	-	-	-	109.59
Geldem .....	No	-	22.50	16.00	-	28.00	-	-	-	-	-	-	21.60

Table 9 : Average Retail Price of Goods and Services by Region and Selected Market Places - Group 9 Market Places (Cont'd)

August 2006  
Nehase 1998

ITEM	UNIT	R E G I O N   A N D   M A R K E T   P L A C E S											SNNPR AVERAGE	
		Shewa- Bench	Mizan- Teferi	Deri	Amaro Kele	Soyama	Karat	Gidole	Waka	Beste- chere	Lasoka	Amaya		
P R I C E   I N   B I R R														
<b>READY-MADE / FOR CHILDREN</b>														
Sweater (Local) for Boys.....	No	-	20.00	-	-	-	-	-	-	-	-	-	-	24.57
Socks (Imported) Cotton.....	Pair	3.00	3.00	-	3.00	-	-	-	3.00	2.67	3.00	-	-	3.45
Jeans Trouser.....	No	-	57.50	-	-	65.00	62.50	-	-	-	-	-	-	57.36
Shirt Long Sleeved(Imported)Boys.	No	25.00	23.33	-	-	20.00	-	-	-	-	-	-	-	27.25
Sweater (England) for Girls.....	No	-	27.50	-	-	-	-	-	-	-	-	-	-	29.54
Short for Boys.....	No	-	-	-	-	-	-	-	-	-	-	-	-	-
Kemise(for children) .....	No	45.00	46.67	-	41.67	38.00	51.67	-	38.50	37.50	42.50	-	-	46.53
<b>FOOTWEAR (MEN AND WOMEN)</b>														
Anbessa Leather Shoes Men(Local)Pair	-	100.00	115.00	103.33	110.00	80.00	126.67	125.00	73.33	125.00	-	-	-	104.97
Leather Shoes Men (Croft).....	Pair	103.33	101.33	-	125.00	118.33	-	-	138.33	146.67	120.00	-	-	130.65
Walking Shoes(imp.) Non-Leather	Pair	-	-	-	-	-	-	182.50	127.50	-	130.00	-	-	97.59
Canvas Shoes (Local) Men.....	Pair	-	-	-	24.67	-	-	-	-	-	33.50	-	-	29.35
Canvas Shoes (China) Men.....	Pair	-	32.50	-	-	-	-	-	-	-	25.00	-	-	30.35
Plastic Shoes (Local) Women....	Pair	6.00	6.00	6.00	6.33	7.00	7.00	7.33	7.17	-	7.00	6.00	-	6.93
Slippers Sponge Adult (China)..	Pair	7.33	-	-	-	7.00	7.00	7.00	-	7.00	7.00	7.00	-	6.96
Boots for Men Plastic (Local)..	Pair	43.33	45.00	41.00	-	38.00	-	-	-	39.33	45.00	15.30	-	39.08
Sendel Plastic Shoes (imp.)....	Pair	-	45.00	-	-	-	-	-	-	-	-	-	-	18.80
Cost of Mending Shoes sole(Men).Pair	-	-	25.00	19.33	-	-	-	-	-	-	-	-	-	22.95

Table 9 : Average Retail Price of Goods and Services by Region and Selected Market Places - Group 9 Market Places (Cont'd)

August 2006  
Nehase 1998

ITEM	UNIT	R E G I O N   A N D   M A R K E T   P L A C E S											SNNPR AVERAGE	
		S   N   N   P												
		Shewa- Bench	Mizan- Teferi	Deri	Amaro Kele	Soyama	Karate	Gidola	Waka	Besite- chere	Lasoka	Amaya		
P R I C E   I N   B I R R														
<b>CONSTRUCTION MATERIALS, WATER, AND FUEL AND POWER</b>														
<b>CONSTRUCTION MATERIALS</b>														
Cement/Bag/(Local).....	50Kg	-	142.50	-	-	-	-	-	-	-	-	-	-	138.11
Lime.....	Kg	-	-	-	-	-	-	-	-	-	-	-	-	1.32
Nail (7cm - 12cm).....	Kg	11.33	10.00	10.00	10.00	10.00	10.00	10.00	9.17	9.67	10.00	10.00	10.00	9.85
Nail With Cape.....	Kg	14.50	16.00	15.00	-	15.00	20.00	18.00	-	15.67	15.00	18.67	15.50	15.50
Corrugated Iron Sheet (.2mm).....	No	-	65.00	42.00	-	43.00	-	-	-	-	40.33	43.00	44.78	44.78
Wood for House Construction('Atana')..	No	-	3.00	-	-	-	-	-	-	-	-	1.00	5.24	5.24
Wall Paints-Super (Fluid) Normal.....	4Kg	-	55.00	-	-	-	-	-	61.00	-	-	-	56.29	56.29
Wall Paints-Super (Fluid) Plastic....	4Kg	-	90.00	-	-	-	55.00	-	-	-	-	-	86.00	86.00
Coarse Aggregate Gravel.....	Meter Cube	-	-	-	-	-	-	-	-	-	-	-	102.14	102.14
Hollow Concrete Block(20x20x40 cm Cube)No		-	-	-	-	-	-	-	-	-	-	-	3.46	3.46
Bricks (25cm x 12cm x 6cm).....	No	-	.52	-	-	-	-	-	-	-	-	-	.95	.95
Floor Board 4m Length.....	No	-	-	-	-	-	-	-	-	-	-	-	26.17	26.17
Iron Pipe 6mt. (1/2 inch Wide) Local..	No	-	95.00	-	-	-	-	-	-	-	-	-	75.00	75.00
Chipwood (125cm x 250cm x 8mm).....	No	-	115.00	-	-	-	-	-	-	-	-	-	105.55	105.55
Sand.....	Meter Cube	-	50.00	-	-	-	-	-	-	-	-	-	49.87	49.87
Gutter N° 32.....	Meter	-	45.00	-	-	-	-	-	-	-	-	-	35.00	35.00
Window Glass (50cm x 50cm x 3mm).....	No	-	17.00	-	-	-	-	-	-	-	-	-	15.64	15.64
Water Tanker (1meter cube).....	No	-	1450.00	-	-	-	-	-	-	-	-	-	1500.00	1500.00
Stone for House Construction..	Meter Cube	-	25.71	-	-	-	-	-	-	-	10.00	-	29.45	29.45
Mega Paints.....	4Kg	60.00	55.00	-	-	57.00	-	-	-	97.33	-	-	58.87	58.87
Tseday Paints.....	4Kg	-	-	-	-	-	-	-	-	-	-	-	-	-
"Yewellel Nitaf"(Tile).....	No	-	-	-	-	-	-	-	-	-	-	-	1.62	1.62
<b>WATER</b>														
Water.....	Meter Cube	-	8.00	-	7.50	-	-	-	-	-	-	-	-	9.48

Table 9 : Average Retail Price of Goods and Services by Region and Selected Market Places - Group 9 Market Places (Cont'd)

August 2006  
Nehase 1998

REGION AND MARKET PLACES													
ITEM	UNIT	S N N P										SNNPR AVERAGE	
		Shewa-Bench	Mizan-Teferi	Deri	Amaro Kele	Soyama	Karate	Gidola	Waka	Besit-chere	Lasoka		Amaya
PRICE IN BIRR													
<b>FUEL AND POWER</b>													
Fire Wood.....	Meter Cube	51.32	47.73	-	37.82	-	47.34	-	40.43	36.38	46.84	37.63	58.11
Charcoal.....	Kg	-	1.64	-	1.05	1.75	1.24	2.33	.99	-	1.52	2.71	1.43
Dung Cake.....	Kg	-	-	-	-	-	-	-	-	-	-	-	-
Kerosine.....	Lt	6.67	3.67	4.00	4.50	6.06	4.00	5.30	5.00	5.00	5.00	5.67	4.34
Diesel.....	Lt	-	5.00	-	5.10	6.06	5.26	6.06	-	5.00	6.00	-	5.29
Electric.....	K.Watt	-	.27	.27	-	.34	-	-	.27	-	-	1.12	.39
Matches.....	Box	.25	.25	.20	.20	.25	.20	.20	.20	.20	.20	.20	.21
Candles.....	No	1.00	1.00	1.00	1.00	1.00	1.00	1.00	1.00	1.00	1.00	.51	.96
Buthane Gas (Shell).....	12.5 Kg	-	-	-	-	-	-	-	-	-	-	-	97.75
Eveready Drycell.....	No	-	-	-	-	-	-	-	-	-	-	-	1.66
<b>FURNITURE, FURNISHING, HOUSEHOLD EQUIPMENT AND OPERATION</b>													
<b>CHAIRS, TABLES, ETC.</b>													
Table Wanza (Machine made) Varnished..	No	-	-	-	-	430.00	-	168.33	320.00	160.00	300.00	-	212.70
Table Wanza (Hand made) Not Varnished..	No	-	-	-	-	-	-	-	-	83.00	180.00	-	132.10
Chairs Wanza (Machine Made) Varnished..	No	-	45.00	-	50.00	60.00	-	93.33	51.67	50.00	40.00	-	55.14
Chairs Wanza (Hand Made) Varnished....	No	-	-	-	-	-	-	-	-	55.00	30.00	-	37.91
Cupboard Wanza (2 doors) Varnished....	No	-	1050.00	-	-	-	-	-	-	-	-	-	1033.47
Double Bed Wanza (120cm) Varnished....	No	-	625.00	-	413.33	500.00	-	450.00	510.00	550.00	450.00	-	496.44
Sofas (Complete).....	No	-	4000.00	-	-	-	-	-	-	-	-	-	3500.00
Book Shelves Wanza (3 Shelves) no Door	No	-	350.00	-	-	500.00	-	-	-	400.00	-	-	514.41
Chest of Drawer .....	No	-	60.00	-	-	-	-	-	-	-	-	-	559.53
<b>FURNISHINGS &amp; REPAIRS</b>													
Bed Sheet (Non-Patterned Bahir Dar)													
1.90m x 2.50m.....	Pair	-	50.00	-	43.33	52.00	-	-	57.50	52.50	57.50	49.00	53.92

Table 9 : Average Retail Price of Goods and Services by Region and Selected Market Places - Group 9 Market Places (Cont'd)

 August 2006  
 Nehase 1998

ITEM	UNIT	R E G I O N   A N D   M A R K E T   P L A C E S										SNNPR AVERAGE	
		S   N   N   P											
		Shewa- Bench	Mizan- Teferi	Deri	Amaro Kele	Soyama	Karate	Gidola	Waka	Besite- chere	Lasoka		Amaya
P R I C E   I N   B I R R													
Bed Sheet(Patterned Kombolcha) 1.90m x 2.50m.....	Pair	-	110.00	-	-	-	-	-	-	-	-	-	86.43
Bed Cover(Patterned Kombolcha).....	No	-	-	-	-	-	-	-	-	-	65.00	-	72.81
Blanket Woolen(Debre B.)160cm x 220cm.	No	-	85.00	85.00	-	90.00	-	85.00	-	85.00	-	-	86.92
Mattress-Sponge (A.A Foam) 120cm.....	No	-	160.67	-	280.00	280.00	-	-	151.50	137.00	-	-	278.27
Towel-Local (Kombolcha).....	No	-	10.00	-	-	-	-	-	-	-	14.00	-	10.06
<b>EARTHEN WARE</b>													
Water Pot.....	No	8.67	9.33	3.50	-	5.67	11.67	5.33	3.25	-	15.33	8.67	6.14
'Jebena' Medium Size.....	No	5.00	2.00	.92	2.17	3.67	6.00	4.00	2.00	2.00	2.83	3.33	3.16
'Mitad' (Griddle of Clay).....	No	9.00	11.00	4.67	9.67	10.00	-	11.33	-	-	13.00	-	11.28
Local Stove '(Lakech)'	No	15.00	12.00	8.00	-	16.00	10.00	-	-	-	-	4.02	10.35
Cup for Coffee (China).....	No	1.25	1.25	1.10	1.25	1.25	1.50	1.00	1.05	-	1.33	-	1.17
Plate Clay (imported).....	No	5.00	4.00	4.00	4.83	4.33	4.00	4.33	4.50	4.00	-	-	4.22
<b>STRAW, BAMBOO AND OTHERS</b>													
'Sefed'.....	No	7.00	9.33	4.33	-	9.00	-	-	-	10.00	-	-	8.69
Sack 100Kg Capacity.....	No	-	-	-	-	-	-	-	-	-	-	-	7.63
<b>METAL WARE</b>													
Cooking Pan Medium (Local).....	No	29.33	28.33	37.67	24.67	32.33	36.67	35.00	38.50	37.50	41.00	-	32.95
Tray (Nickel) Medium N <sup>o</sup> 45 Local.....	No	-	-	-	-	-	-	-	17.67	14.33	-	-	16.43
Electric 'Mitad' Aluminium.....	No	-	550.00	-	-	-	-	-	-	-	-	-	453.33
Gas Stove (Kerosine) China.....	No	40.00	38.00	-	-	-	39.33	-	-	40.00	41.67	-	38.00
Refrigerator.....	No	-	-	-	-	-	-	-	-	-	-	-	2206.25

Table 9 : Average Retail Price of Goods and Services by Region and Selected Market Places - Group 9 Market Places (Cont'd)

August 2006  
Nehase 1998

REGION AND MARKET PLACES												
ITEM	UNIT	S N N P										SNNPR AVERAGE
		Shewa-Bench	Mizan-Teferi	Deri	Amaro Kele	Soyama	Karate	Gidola	Waka	Besitichere	Lasoka	
PRICE IN BIRR												
<b>PLASTIC WARE (LOCAL MADE)</b>												
Jerrycan (20 Litres).....	No	-	25.00	-	-	-	18.00	-	15.50	17.67	-	18.21
Bucket (20 Litres).....	No	19.00	16.67	16.33	16.67	16.00	16.67	15.00	15.67	17.33	17.00	16.52
<b>GLASS WARE</b>												
Glass for Tea (Duralux).....	No	-	4.00	3.00	-	4.00	4.50	-	2.00	-	-	3.36
<b>OTHER HOUSEHOLD EQUIPMENT</b>												
Kerosine Lamp.....	No	20.00	19.67	18.00	21.00	22.00	14.67	24.67	21.33	24.33	24.67	20.72
'Kuraz' Small Local Kerosine Lamp.....	No	1.00	1.00	1.00	1.00	1.00	1.00	1.00	1.00	1.00	1.00	1.10
Flash Light.....	No	7.00	7.00	7.00	7.00	6.33	6.67	7.00	6.88	7.00	7.33	6.80
Electric Bulb Philips(40/60 Watt).....	No	3.00	2.17	2.00	2.33	2.83	2.00	-	2.00	2.00	2.17	2.28
<b>HOUSEHOLD OPERATION</b>												
Hard Soap (Local).....	200gm	1.60	1.60	-	2.40	-	1.25	1.60	1.82	2.00	-	1.88
Hard Soap (Imported).....	200gm	-	2.40	2.40	1.81	2.00	2.40	2.50	2.73	2.40	2.40	2.35
Detergent (Omo).....	50gm	1.50	.75	1.67	.63	.50	.81	1.50	1.67	1.43	1.67	1.27
Incense.....	Kg	7.33	6.50	6.17	-	12.63	10.00	6.53	6.75	7.00	6.83	7.68
Sandal Wood.....	No	.25	.25	.25	.27	.25	.25	.30	.25	.30	.37	.26
Toilet Paper (Mamko).....	Roll	3.00	3.08	3.00	3.00	3.00	3.00	3.00	3.25	3.00	3.00	3.17
<b>DRY CLEANING</b>												
Dry Cleaning (Suit Men).....	No	-	14.00	-	-	-	-	-	-	-	-	15.53

Table 9 : Average Retail Price of Goods and Services by Region and Selected Market Places - Group 9 Market Places (Cont'd)

August 2006  
Nehase 1998

ITEM	UNIT	R E G I O N   A N D   M A R K E T   P L A C E S											SNNPR AVERAGE
		S   N   N   P											
		Shewa- Bench	Mizan- Teferi	Deri	Amaro Kele	Soyama	Karate	Gidola	Waka	Besite- chere	Lasoka	Amaya	
P R I C E   I N   B I R R													
<b>DOMESTIC SERVICE</b>													
Maid Servant.....	Month	36.67	41.67	-	-	63.33	28.33	25.00	18.33	35.00	25.00	20.10	40.07
Unskilled Service (Daily Laborer)....	Day	5.67	7.33	-	-	9.00	8.00	6.00	5.00	8.67	7.00	7.00	7.94
Salary for Guard .....	Month	-	45.00	-	-	-	-	-	-	-	-	-	65.32
<b>MEDICAL CARE</b>													
Ampicillin(250 mg) Local.....	56 Caps	14.00	-	9.50	19.00	13.00	18.20	37.33	-	-	14.00	22.00	17.38
Dichlorophine(500 mg) Local.....	6 Pills	-	-	-	-	-	-	-	-	-	-	-	-
Tetracycline(250mg) Local.....	56 Caps	7.00	10.55	-	10.67	9.00	8.40	11.20	14.00	-	6.00	11.00	9.68
Penicillin Injection(4 Mu. Local). Bottle		3.50	4.67	3.50	-	4.00	-	4.00	-	4.50	3.00	1.00	3.80
Chloramphenicol(250mg) Local.....	56 Caps	-	13.17	9.50	-	10.00	13.45	-	-	-	-	17.00	12.81
Dipron(500mg) Local.....	20 Pills	-	-	-	-	-	-	-	-	-	-	-	-
Cough Syrup (Berantine) Local.....	125cc	-	8.00	-	-	-	12.00	-	9.00	-	-	-	8.50
Bactrim(480mg) Local.....	30 Pills	-	6.00	-	-	7.75	7.50	9.00	18.00	10.18	4.61	12.00	6.70
Vermox(100mg) Local.....	12 Pills	-	-	-	-	3.00	-	4.00	3.50	-	2.00	4.00	2.35
Mezel(250mg) Local.....	30 Caps	6.00	5.67	-	-	4.00	6.00	6.00	5.71	6.79	4.29	6.00	5.63
Asprin (300 mg) Local.....	20 Pills	2.00	-	-	-	1.00	1.75	3.33	2.00	2.00	-	2.00	2.10
<b>OTHER MEDICAL EXPENSES</b>													
Doctor's Fee (Government).....	per visit	-	1.50	-	2.00	3.00	-	-	1.00	2.00	-	2.00	2.35
Doctor's Fee (Private).....	per visit	-	5.00	-	-	-	-	-	-	-	-	-	7.06
Injection (Service Charge).....	Once	-	.50	-	-	-	-	2.00	-	-	-	-	.95
Labratory Test Fee (Private).....	Once	-	5.00	-	-	-	-	-	-	-	-	-	4.78
Bed Charge (gov.).....	per day	-	5.00	-	-	5.00	2.00	-	-	5.00	2.00	-	4.75

Table 9 : Average Retail Price of Goods and Services by Region and Selected Market Places - Group 9 Market Places (Cont'd)

August 2006  
Nehase 1998

ITEM	UNIT	R E G I O N   A N D   M A R K E T   P L A C E S										SNNPR AVERAGE	
		Shewa- Bench	Mizan- Teferi	Deri	Amaro Kele	Soyama	Karate	Gidola	Waka	Besite- chere	Lasoka		Amaya
P R I C E   I N   B I R R													
<b>TRANSPORT AND COMMUNICATION</b>													
<b>TRANSPORT</b>													
Benzene.....	Lt	-	-	-	7.20	-	7.06	-	-	8.00	-	-	7.00
Motor Oil (Mobil).....	Lt	-	20.55	-	22.00	-	22.50	-	-	25.00	-	-	21.74
Car Washing and Greasing.....	No	-	-	-	-	-	-	-	-	-	-	-	32.89
Bus Fare (per km).....	Tarif	-	.12	-	-	-	-	-	-	-	-	-	.12
Bus Fare (within Town) .....	Trip	-	-	-	-	-	-	-	-	-	-	-	.60
Taxi Fare .....	Trip	-	-	-	-	-	-	-	-	-	-	-	1.00
Air Plane (To Addis Ababa) .....	Trip	-	2.00	-	-	-	-	-	-	-	-	-	378.25
Animal Transport fare.....	Trip	-	-	15.00	-	-	-	-	27.50	10.00	37.67	33.37	28.01
Cart Fare.....	Trip	-	1.00	-	-	-	-	-	-	-	-	-	1.11
Train Fare .....	Trip	-	-	-	-	-	-	-	-	-	-	-	-
Service Charge (Motor oil change)...	Once	-	-	-	-	-	-	-	-	-	-	-	17.50
<b>COMMUNICATION</b>													
Telephone Charge (with town).....	Period	-	-	-	-	.50	-	-	-	-	-	1.50	.53
Telephone Charge to Addis Ababa.....	Period	1.40	-	-	-	1.20	-	-	1.40	-	-	-	1.51
Telephone Line Installation Charge..	Once	-	283.30	-	-	-	283.30	-	-	-	-	-	316.11
<b>ENTERTAINMENT AND EDUCATION</b>													
<b>EQUIPMENT AND ACCESSORIES</b>													
T.V. Set Philips 21 inch(Colored).....	No	-	2900.00	-	-	2800.00	-	-	-	-	-	-	2652.78
Cassette Recorded Original(Local Music)No	10.00	9.67	-	10.00	10.00	10.00	10.00	8.33	8.00	10.00	10.00	10.00	9.50
Radio Set Philips 3 Band.....	No	160.00	165.00	-	-	-	-	-	-	-	-	-	153.52
Tape Recorder National (2 Speaker)....	No	-	230.00	-	-	261.67	-	-	-	-	-	220.00	236.35
Expense for Photograph(Passport size)4Pho	-	4.00	-	5.00	-	4.00	-	-	4.00	-	-	-	4.86

Table 9 : Average Retail Price of Goods and Services by Region and Selected Market Places - Group 9 Market Places (Cont'd)

August 2006  
Nehase 1998

ITEM	UNIT	R E G I O N   A N D   M A R K E T   P L A C E S										SNNPR AVERAGE	
		S   N   N   P											
		Shewa- Bench	Mizan- Teferi	Deri	Amaro Kele	Soyama	Karate	Gidola	Waka	Besite- chere	Lasoka		Amaya
				P R I C E   I N		B I R R							
Newspaper (Addis Zemen).....	No	-	2.00	-	-	-	-	-	-	-	-	-	2.00
Theater Entrance Fee .....	Once	-	-	-	-	-	-	-	-	-	-	-	-
<b>EDUCATION</b>													
Exercise Book (50 Leaves) Local.....	No	-	2.50	2.25	2.50	2.50	2.50	2.50	-	2.00	2.50	2.50	2.27
Pencil (China).....	No	.25	.27	.23	.28	.25	.25	.25	.28	.30	.30	.33	.26
Ball Point-Bic England.....	No	-	1.50	1.45	1.50	1.50	1.50	1.50	-	-	1.50	1.50	1.40
Day School Fee-Public(Grade 7 & 8)..Month		-	-	-	-	-	-	-	-	-	-	-	2.00
Day School Fee-Private(Grade 9-12)..Month		-	-	-	-	-	-	-	-	-	-	-	7.50
Night School Fee-Government(Gr.9-12)Month		-	-	-	-	-	-	-	-	-	-	-	25.00
School Uniform Fee .....	No	-	-	-	-	-	-	-	-	-	-	-	68.33
Night School Fee-Private(Grade9-12)..Month		-	-	-	-	-	-	-	-	-	-	-	-
<b>PERSONAL CARE AND EFFECTS</b>													
<b>PERSONAL CARE</b>													
Lux Toilet Soap.....	90gm	2.25	2.25	2.25	2.25	2.00	-	1.80	2.25	2.40	3.60	2.25	2.30
Blade-TOPAZ.....	No	.25	.25	.22	.23	.25	.27	.30	.20	.30	.30	.20	.25
Hair Dressing (Traditional).....	No	3.00	2.33	-	5.00	-	-	-	-	2.00	4.00	3.00	3.79
Hair Dressing (Modern).....	No	-	9.00	-	10.00	-	-	-	10.00	7.00	-	-	8.93
Barbery (Mens Hair Cut).....	No	3.00	3.00	2.00	4.00	3.00	4.00	3.00	3.00	1.00	-	3.00	3.24
Paraffin Hair Oil.....	330cc	8.80	8.00	8.00	8.00	8.00	8.62	8.00	8.00	8.00	8.67	7.09	8.07
Zenith Hair Oil.....	330cc	10.27	8.00	8.00	8.00	8.00	8.80	8.00	8.00	8.00	7.62	6.95	8.06
Shaving Machine (medium) .....	No	-	20.00	-	-	-	-	-	-	-	-	-	105.00
Perfume .....	CC	30.00	25.33	-	24.67	22.67	24.33	-	24.00	-	24.00	-	25.16
<b>PERSONAL EFFECTS</b>													
Umbrella-Men Medium (Local).....	No	21.33	15.33	22.67	-	-	16.50	24.00	12.00	15.67	25.00	10.72	20.19

Table 9 : Average Retail Price of Goods and Services by Region and Selected Market Places - Group 9 Market Places (Cont'd)

August 2006  
Nehase 1998

ITEM	UNIT	R E G I O N   A N D   M A R K E T   P L A C E S											
		S   N   N   P										SNPR AVERAGE	
		Shewa- Bench	Mizan- Teferi	Deri	Amaro Kele	Soyama	Karate	Gidole	Waka	Besite- chere	Lasoka		Amaya
P R I C E   I N   B I R R													
Umbrella-Women Medium (Imported).....	No	19.33	21.67	16.00	16.67	15.00	15.67	-	17.50	16.67	20.00	-	19.70
Hand Bag (Imported Synthetic).....	No	31.67	36.67	-	-	-	-	-	-	-	-	-	39.43
Belt (Local) Machine Made.....	No	17.67	-	-	-	12.00	-	30.00	-	-	-	-	18.60
Belt (Local) Hand Made.....	No	-	-	-	-	-	-	-	-	-	-	-	12.44
<b>JEWELLERY</b>													
Seiko-21 Jewels Automatic (Men).....	No	-	-	-	-	-	-	-	-	-	-	-	270.00
Seiko-21 Jewels Automatic (Women).....	No	-	-	-	-	-	-	-	-	-	-	-	-
Earrings (4gm 18 carat Local).....	Pair	-	680.00	-	600.00	-	-	-	-	-	-	-	626.67
Neck Laces (6gm 21 carat Imported).....	No	-	1260.00	-	-	-	-	-	-	-	-	-	1135.20
Rings (4gm 18 carat Local).....	No	-	680.00	-	600.00	-	-	-	-	-	-	-	631.30
Bracelet 20gm (18 carat Local).....	No	-	3400.00	-	-	-	-	-	-	-	-	-	2540.00
<b>LIVESTOCK AND DRAUGHT ANIMALS</b>													
<b>LIVESTOCK</b>													
Sheep (10-15Kg).....	No	135.00	116.67	130.00	145.00	144.33	-	-	-	116.67	81.00	-	127.81
Goat (10-15Kg).....	No	126.67	95.00	86.67	115.00	123.33	53.33	-	-	100.00	51.67	-	104.38
Heifer (2-4 Years).....	No	713.33	636.67	560.00	543.33	600.00	303.33	-	-	550.00	810.00	-	610.69
Cow (4 Years and Above).....	No	1176.67	933.33	750.00	-	883.33	633.33	-	-	690.00	1073.33	-	942.49
Bull (2-4 Years).....	No	573.33	593.33	860.00	613.33	636.67	643.33	-	-	576.67	773.33	-	672.26
Ox (4 Years and Above).....	No	1706.67	1400.00	496.67	1250.00	1216.67	1033.33	-	-	810.00	1063.33	-	1368.49
Hen (Indigenous).....	No	9.33	9.50	8.17	10.33	10.00	6.33	6.33	6.40	7.33	6.17	8.33	10.65
Cock (Indigenous).....	No	16.67	21.50	14.00	15.00	14.67	10.33	12.00	11.17	19.33	12.67	13.33	17.03
<b>DRAUGHT ANIMALS</b>													
Donkey.....	No	-	-	-	-	440.00	-	-	-	-	-	-	524.04
Horse.....	No	696.67	-	-	-	-	-	-	-	-	-	-	796.00

Table 9 : Average Retail Price of Goods and Services by Region and Selected Market Places - Group 9 Market Places (Cont'd)

August 2006  
Nehase 1998

ITEM	UNIT	R E G I O N      A N D      M A R K E T      P L A C E S											SNNPR AVERAGE
		S      N      N      P											
		Shewa- Bench	Mizan- Teferi	Deri	Amaro Kele	Soyama	Karate	Gidola	Waka	Besite- chere	Lasoka	Amaya	
P R I C E   I N   B I R R													
Mule.....	No	-	-	-	-	-	-	-	-	-	-	-	1420.50
<b>FARM EQUIPMENT (INDUSTRIAL PRODUCT)</b>													
Sickel.....	No	9.00	10.67	-	8.00	7.17	9.50	8.00	-	-	-	7.00	10.92
Pick Axe ('Doma').....	No	-	25.00	-	-	28.00	28.00	-	-	-	-	-	24.95
'Gejera'.....	No	35.00	25.00	-	-	15.00	-	-	-	-	-	-	25.84
<b>FARM EQUIPMENT (HAND MADE)</b>													
'Mofer'.....	No	-	-	-	-	-	-	-	-	-	-	-	10.73
'Kember'.....	No	-	-	-	-	-	-	-	-	-	-	-	7.63
'Digr'.....	No	-	-	-	-	-	-	-	-	-	-	-	3.39
Plough.....	No	10.00	10.67	15.33	9.33	-	-	-	-	9.00	16.33	-	11.80
Sickel.....	No	-	-	-	2.83	-	-	5.00	-	-	2.33	2.00	2.94
'Wegel'.....	No	6.00	-	7.33	-	8.00	-	-	-	3.00	3.67	-	4.78
'Erfe'.....	No	-	-	3.00	-	-	-	-	-	-	-	-	3.00
<b>MISCELLANEOUS GOODS AND SERVICES</b>													
Coffin (Medium Quality).....	No	-	-	-	-	-	-	-	-	-	-	-	202.78
Charge for Money order .....	Once	-	2.60	-	-	-	-	-	-	-	-	-	2.32
Charge for Visa (for person).....	No	-	-	-	-	-	-	-	-	-	-	-	-

# **Group 10**

## **Market Places**

**(Merkato, Kera, Zenebe Werk, Gergi, Saris, Kotebe,  
Ferensay Legasione, Shola/Yeka, Asko, Adisu Gebeya,  
Efoyita Gebeya, and Akakai.)**



Table 10 : Average Retail Price of Goods and Services by Region and Selected Market Places - Group 10 Market Places (Cont'd)

August 2006  
Nehase 1998

		R E G I O N   A N D   M A R K E T   P L A C E S												
		A D D I S   A B A B A											ADDIS ABABA	
ITEM	UNIT	Merkato	Kera	Zenebe work	Gergi	Saris	Kotebe	Ferensay Legasion	Shola (yeka)	Asko	Addisu- Gebeya	Efoyita Gebeya	Akaki	AVERAGE
		P R I C E   I N   B I R R												
<b>CEREALS UNMILLED</b>														
'Teff' White	Kg	4.30	4.50	4.48	4.17	4.63	4.08	4.63	5.00	4.75	4.77	4.50	4.37	4.52
'Teff' Mixed	Kg	4.00	4.27	4.00	3.73	4.33	3.73	3.72	4.60	4.05	3.97	3.77	3.78	3.99
'Teff' Black (Red)	Kg	3.60	3.53	3.55	3.33	3.70	3.53	3.45	3.57	3.63	3.25	3.50	3.67	3.52
Wheat White	Kg	3.33	3.50	2.70	3.50	3.67	3.25	3.50	3.50	3.43	2.93	3.05	2.88	3.26
Wheat Mixed	Kg	-	3.00	-	-	-	3.19	-	-	3.25	-	-	2.97	3.09
Wheat Black	Kg	3.75	3.50	2.84	-	3.45	3.50	3.42	3.67	3.25	3.73	3.50	3.13	3.43
Barley White	Kg	3.33	3.03	3.22	3.08	3.43	3.00	2.85	3.33	3.33	2.93	2.73	2.75	3.09
Barley Mixed	Kg	2.53	-	-	-	2.50	2.60	2.50	2.68	-	-	2.38	2.50	2.53
Barley Black	Kg	2.83	2.67	3.11	3.08	2.70	2.70	2.62	2.75	2.60	2.72	2.50	2.47	2.73
Barley for Beer	Kg	3.00	-	-	-	2.21	3.00	-	3.17	-	-	2.92	2.75	2.81
Maize	Kg	1.95	1.80	1.78	1.87	1.92	2.00	1.97	1.92	1.80	1.84	1.72	1.82	1.86
Durrah	Kg	2.50	2.50	2.72	2.27	2.67	2.33	2.33	2.50	2.50	2.36	2.12	-	2.44
Sorghum Yellow	Kg	2.77	2.67	2.75	2.99	2.73	2.75	2.70	2.83	2.68	2.83	2.57	2.69	2.75
Sorghum White	Kg	2.75	2.90	-	2.93	3.03	3.00	3.00	3.25	2.78	2.90	2.78	2.94	2.94
Sorghum Red	Kg	2.33	2.20	1.91	2.13	2.95	2.25	2.17	2.25	1.97	2.57	2.08	2.06	2.22
African Millet	Kg	2.85	2.70	2.87	-	2.77	2.75	2.75	2.93	3.00	2.75	2.57	2.75	2.79
Rice	Kg	5.08	4.83	5.00	4.75	5.00	4.83	4.25	-	5.00	4.92	5.00	5.00	4.88
Oats	Kg	3.25	-	-	-	-	-	-	3.50	-	-	3.00	-	3.25
Hulled Barley	Kg	4.50	-	-	-	-	-	-	5.00	4.50	-	5.00	3.72	4.62
<b>CEREALS MILLED</b>														
'Teff' White	Kg	-	-	-	-	-	-	-	-	-	-	-	-	-
'Teff' Mixed	Kg	-	-	-	-	-	3.90	-	-	-	-	-	-	3.90
'Teff' Black (Red)	Kg	3.70	-	-	-	-	-	-	4.00	-	-	-	-	3.90
Wheat White	Kg	-	-	-	-	-	-	-	4.00	-	-	-	-	4.00
Wheat Mixed	Kg	-	-	-	-	-	-	-	-	-	-	-	-	-
Barley White	Kg	-	-	-	-	-	-	-	-	-	-	-	-	-

Table 10 : Average Retail Price of Goods and Services by Region and Selected Market Places - Group 10 Market Places (Cont'd)

August 2006  
Nehase 1998

ITEM	UNIT	R E G I O N   A N D   M A R K E T   P L A C E S												ADDIS ABABA AVERAGE
		A D D I S   A B A B A												
		Merkato	Kera	Zenebe work	Gergi	Saris	Kotebe	Ferensay Legasion	Shola (yeka)	Asko	Addisu- Gebeya	Efoyita Gebeya	Akaki	
P R I C E   I N   B I R R														
Barley Mixed.....	Kg	-	-	-	-	-	-	-	-	-	-	-	-	-
Maize.....	Kg	2.86	-	-	-	-	2.10	-	3.00	-	-	-	-	2.61
Oats.....	Kg	6.67	7.67	-	8.00	7.00	8.00	7.00	9.83	7.00	-	6.00	8.00	7.50
Sorghum.....	Kg	-	-	-	-	-	-	-	-	-	-	-	-	-
Durrah.....	Kg	-	-	-	-	-	-	-	-	-	-	-	-	-
'Furno Duket' Locally Processed..	Kg	4.67	4.17	4.50	4.50	4.00	4.17	4.50	4.00	4.33	4.33	4.58	4.33	4.34
<b>PULSES UNMILLED</b>														
Horse Beans.....	Kg	5.17	4.17	4.84	-	4.40	4.17	5.00	4.53	5.00	5.00	5.00	4.63	4.72
Peas White.....	Kg	5.33	-	-	-	8.00	5.83	-	6.33	6.00	6.00	5.08	-	5.99
Peas Black.....	Kg	-	-	-	-	-	-	-	4.25	4.50	-	-	-	4.38
Peas Mixed.....	Kg	3.83	4.50	4.01	4.25	4.13	4.00	-	4.25	4.25	5.17	3.67	3.96	4.18
Soya Beans.....	Kg	5.83	7.00	-	7.50	8.00	10.00	5.00	7.33	8.00	6.25	6.17	5.64	6.77
Chick Peas.....	Kg	4.67	4.50	4.64	4.38	4.58	4.50	5.00	4.42	5.33	5.00	4.50	3.96	4.62
Lentils.....	Kg	5.33	6.50	7.50	6.15	5.83	6.00	5.67	6.00	6.00	6.00	5.50	5.26	5.98
Haricot Beans.....	Kg	5.00	-	-	-	-	5.00	-	5.67	4.00	-	5.00	-	5.09
Lima Beans.....	Kg	-	-	-	-	-	-	-	5.67	-	-	-	-	5.67
Vetch.....	Kg	-	-	2.17	-	-	3.00	-	-	-	-	2.08	1.93	2.15
Fenugreek.....	Kg	13.00	13.00	12.00	-	13.83	12.00	-	12.00	14.00	14.00	12.33	10.68	12.70
<b>PULSES MILLED OR SPLIT</b>														
Horse Beans Milled.....	Kg	-	-	-	-	-	7.00	-	5.25	-	-	-	-	5.69
Peas Milled.....	Kg	7.33	8.00	7.67	8.17	7.67	7.83	-	5.92	8.50	-	7.67	-	7.64
Chick Peas Milled.....	Kg	10.87	-	-	-	8.00	7.00	-	6.42	-	-	8.00	-	8.22
Mixed Pulses Milled.....	Kg	5.67	-	-	7.25	5.50	7.50	7.17	5.00	-	7.67	6.00	5.75	6.39
" Milled.....	Kg	-	-	4.00	-	5.88	-	-	3.50	-	-	4.08	5.00	4.39
" Split.....	Kg	5.50	6.50	5.50	7.00	6.67	6.00	5.50	6.33	6.00	6.00	5.25	5.56	5.98
" (ed).....	Kg	5.75	6.00	6.45	7.56	6.08	6.00	5.83	5.92	5.75	5.90	5.25	5.64	6.01

Table 10 : Average Retail Price of Goods and Services by Region and Selected Market Places - Group 10 Market Places (Cont'd)

August 2006  
Nehase 1998

ITEM	UNIT	R E G I O N   A N D   M A R K E T   P L A C E S											ADDIS ABABA AVERAGE	
		A D D I S   A B A B A												
		Merkato	Kera	Zenebe work	Gergi	Saris	Kotebe	Ferensay Legasion	Shola (yeka)	Asko	Addisu- Gebeya	Efoyita Gebeya		Akaki
P R I C E   I N   B I R R														
Horse Beans Split(Roasted).....	Kg	5.67	-	-	-	5.50	5.33	5.25	5.25	5.00	-	4.92	5.19	5.25
Lentils Split.....	Kg	7.67	8.00	5.33	8.53	7.58	8.00	8.00	7.83	8.00	8.17	7.67	7.53	7.68
Vetch Split(Roasted).....	Kg	3.57	4.00	3.68	4.02	3.92	3.33	2.20	3.50	4.00	3.80	3.50	3.30	3.61
Chick Peas Split(Roasted).....	Kg	6.33	6.47	-	7.40	6.67	6.33	6.50	6.42	7.00	6.83	6.00	6.75	6.61
Fenugreek Milled.....	Kg	20.67	-	20.00	27.50	20.00	24.00	-	16.00	27.00	20.67	26.00	21.67	21.81
<b>OIL SEEDS</b>														
Wiger Seed.....	Kg	4.67	7.00	4.00	5.00	5.00	5.33	4.67	6.00	5.00	5.00	4.00	4.25	4.99
Linseed White.....	Kg	7.00	7.00	4.75	7.42	8.00	7.00	6.50	10.67	7.83	7.67	7.17	7.00	7.36
Linseed Black.....	Kg	4.67	5.00	4.00	4.42	5.00	5.52	5.00	5.83	5.00	5.00	4.33	4.50	4.86
Sesame Seed.....	Kg	6.00	6.00	6.00	6.08	7.92	7.83	-	7.67	7.00	6.67	6.00	6.00	6.65
Sunflower.....	Kg	3.00	3.50	3.00	4.00	3.92	3.67	3.17	3.50	3.67	3.83	2.83	-	3.46
Castor Beans.....	Kg	-	-	-	-	-	-	-	5.19	-	-	-	-	5.19
Rape Seed.....	Kg	3.00	3.50	3.00	4.00	3.83	3.50	3.33	3.50	3.92	4.00	2.83	3.00	3.45
Ground Nut Shelled.....	Kg	8.17	-	-	6.83	10.00	7.33	-	8.00	7.00	9.00	8.00	5.83	7.80
<b>PREPARED CEREAL PRODUCTS</b>														
Spaghetti (Local) Without Egg....	Kg	9.33	8.00	9.00	8.50	8.83	8.43	9.17	8.50	9.00	8.83	-	8.50	8.78
Pastini.....	Kg	8.17	-	9.00	8.00	8.00	8.00	7.67	8.00	8.00	7.67	8.67	8.00	8.11
Macaroni (Local) Without Egg....	Kg	6.33	5.25	6.08	5.75	6.00	5.67	6.00	6.00	5.50	6.25	6.00	6.00	5.92
'Fafa' Flour.....	kg	10.33	-	9.83	-	10.00	9.00	-	10.33	4.83	-	10.67	-	9.21
'Dube' Flour.....	kg	6.00	-	10.00	-	-	-	5.24	4.92	-	-	6.17	-	5.98
<b>BREAD AND OTHER PREPARED FOODS</b>														
'Enjera' ('Teff' Mixed).....	325gm	-	1.30	-	1.55	1.07	-	1.04	-	.91	-	.84	.76	.98
'Dabo' (Traditional Ambasha)..	350gm	-	-	-	-	-	-	-	1.92	-	1.18	1.49	-	1.57
'Dabo' (Traditional Sheleto)..	350gm	-	-	-	1.02	-	-	-	-	1.01	-	.66	.78	.84

Table 10 : Average Retail Price of Goods and Services by Region and Selected Market Places - Group 10 Market Places (Cont'd)

August 2006  
Nehase 1998

ITEM	UNIT	R E G I O N   A N D   M A R K E T   P L A C E S												ADDIS ABABA AVERAGE
		A D D I S   A B A B A												
		Merkato	Kera	Zenebe work	Gergi	Saris	Kotebe	Ferensay Legasion	Shola (yeka)	Asko	Addisu- Gebeya	Efoyita Gebeya	Akaki	
P R I C E   I N   B I R R														
Bread Wheat (Bakery).....	350gm	2.40	2.07	1.95	2.15	1.87	1.64	1.91	1.56	2.10	1.73	1.74	1.75	1.90
Biscuits .....	150gm	2.73	1.40	1.50	1.50	-	1.43	-	1.29	1.50	2.73	2.73	2.68	1.95
<b>MEAT</b>														
Beef .....	Kg	28.67	30.00	28.00	30.00	25.00	22.33	28.67	25.33	28.00	28.67	27.33	25.00	27.15
Camel Meat .....	Kg	-	-	-	24.00	-	-	-	-	-	-	-	-	24.00
<b>FISH AND FISH PRODUCTS</b>														
Fish Fresh.....	Kg	13.80	13.80	13.80	-	11.90	-	13.70	9.00	13.80	11.27	-	-	12.18
Sardines (Imported).....	125gm	7.17	-	8.33	8.33	7.25	5.41	7.42	8.33	8.50	8.30	7.33	-	7.73
<b>DIARY PRODUCTS AND EGG</b>														
Cow Milk (Unpasteurized).....	Lt	4.00	-	-	3.75	4.25	3.00	3.00	3.50	3.83	-	3.00	2.30	3.30
Cow Milk (pasteurized).....	Lt	5.83	4.75	5.00	6.00	5.83	5.50	5.00	6.00	5.00	6.00	5.50	-	5.52
Camel Milk.....	Lt	-	-	-	-	-	-	-	-	-	-	-	-	-
Goat Milk.....	Lt	-	-	-	-	-	-	-	-	-	-	-	-	-
Powdered Milk (Edget).....	450gm	28.13	-	28.13	28.13	-	-	27.83	25.00	-	-	28.50	-	27.62
Yoghurt (Traditional).....	Lt	4.00	-	5.00	9.26	-	4.32	3.00	3.50	4.17	-	3.00	3.70	4.29
Cheese Cottage.....	Kg	10.00	-	7.27	7.90	10.10	7.37	10.00	12.00	8.10	6.23	10.83	7.08	8.84
Egg (Traditional).....	Dozen	6.60	6.00	6.90	7.20	6.60	-	7.20	7.20	6.29	7.20	7.20	6.00	6.76
<b>OILS AND FATS</b>														
Butter Unrefined.....	Kg	32.33	33.00	24.67	26.00	32.00	26.53	32.33	38.00	33.67	32.00	36.67	40.00	32.27
Cooking Oil (Imported).....	Lt	13.33	10.56	14.00	13.00	13.50	13.00	13.67	13.50	13.50	13.33	13.83	-	13.19
Cooking Oil (Local).....	Lt	12.17	11.33	11.50	12.00	12.17	12.33	12.33	13.00	12.00	12.00	12.17	12.00	12.08

Table 10 : Average Retail Price of Goods and Services by Region and Selected Market Places - Group 10 Market Places (Cont'd)

August 2006  
Nehase 1998

R E G I O N   A N D   M A R K E T   P L A C E S														
A D D I S   A B A B A														
ITEM	UNIT	A D D I S   A B A B A											ADDIS ABABA AVERAGE	
		Merkato	Kera	Zenebe work	Gergi	Saris	Kotebe	Ferensay Legasion	Shola (yeke)	Asko	Addisu- Gebeya	Efoyita Gebeya		Akaki
P R I C E   I N   B I R R														
<b>VEGETABLES AND FRUITS</b>														
<b>VEGETABLES (FRESH)</b>														
Ethiopian Kale.....	Kg	2.25	1.08	1.05	1.65	.98	2.81	2.84	2.06	1.50	1.20	1.41	.64	1.61
Cabbage.....	Kg	1.10	.98	1.01	.93	1.00	1.52	1.07	1.01	.85	.85	.73	.94	1.00
Lettuce.....	Kg	3.20	2.52	-	-	3.09	5.00	3.43	2.64	1.64	2.15	3.26	2.48	2.76
Spinach.....	Kg	1.00	1.41	.97	1.76	.96	2.04	.95	1.13	1.09	1.38	1.07	2.07	1.34
Carrot.....	Kg	2.00	1.91	1.90	1.75	1.25	2.80	1.91	1.86	1.94	1.12	1.66	1.37	1.80
Tomatoes.....	Kg	3.00	4.00	2.78	4.45	3.83	3.01	4.24	3.00	3.27	4.34	3.03	3.03	3.50
Onions.....	Kg	3.00	1.83	1.63	1.95	2.63	2.07	2.90	3.00	2.11	1.25	2.29	1.83	2.20
Garlics.....	Kg	6.83	7.17	5.90	7.42	-	5.04	6.32	7.00	8.37	6.42	4.59	3.42	6.19
Leaks.....	Kg	1.87	-	-	-	-	-	-	1.56	1.37	1.30	1.31	-	1.50
Pepper Green.....	Kg	3.00	1.85	2.90	3.72	2.88	5.04	4.17	4.67	3.86	5.00	3.13	2.25	3.58
Pumpkin.....	Kg	-	-	-	-	-	-	-	-	1.52	-	-	-	1.52
Green Peas.....	Kg	3.33	-	3.27	-	-	-	4.10	4.00	2.44	5.00	3.23	9.96	4.65
Beet Root.....	Kg	1.42	1.36	1.11	1.08	1.15	1.33	-	1.19	1.42	1.09	.94	1.24	1.21
Cauliflower.....	Kg	-	-	-	-	2.27	-	-	-	-	-	2.11	-	2.16
<b>FRUITS FRESH</b>														
Banana.....	Kg	3.00	3.00	3.00	3.00	3.00	3.00	-	3.00	3.00	3.00	3.00	3.00	3.00
Orange.....	Kg	4.17	4.17	4.00	4.00	4.00	4.00	-	4.00	4.00	4.00	4.17	2.67	3.92
Lemon.....	Kg	3.00	5.33	3.17	6.00	4.67	5.00	-	4.00	4.00	3.00	4.00	1.21	3.90
Tangerine.....	Kg	-	4.00	-	-	4.00	-	-	-	4.00	3.50	-	-	3.91
Papaya.....	Kg	5.33	4.67	5.00	4.83	5.00	5.00	-	5.50	5.00	5.50	4.67	2.67	4.83
Grapes.....	Kg	-	-	-	-	-	-	-	-	-	-	-	-	-
Avocado.....	Kg	4.33	3.33	3.00	4.00	3.33	3.17	-	3.50	3.17	4.00	3.50	3.33	3.52
Mango.....	Kg	4.33	4.00	5.00	4.00	5.00	4.83	-	-	4.50	-	4.50	3.50	4.52
Cactus.....	Kg	-	-	-	-	-	-	-	-	-	-	-	-	-

Table 10 : Average Retail Price of Goods and Services by Region and Selected Market Places - Group 10 Market Places (Cont'd)

August 2006  
Nehase 1998

ITEM	UNIT	R E G I O N   A N D   M A R K E T   P L A C E S												ADDIS ABABA AVERAGE
		A D D I S   A B A B A												
		Merkato	Kera	Zenebe work	Gergi	Saris	Kotebe	Ferensay Legasion	Shola (yeka)	Asko	Addisu- Gebeya	Efoyita Gebeya	Akaki	
P R I C E   I N   B I R R														
<b>SPICES</b>														
Pepper Whole.....	Kg	13.00	10.00	10.49	12.00	11.50	10.67	-	8.00	12.00	10.50	12.33	10.00	11.00
Black Pepper(Local).....	Kg	-	-	-	-	-	-	-	25.00	-	-	-	-	25.00
Long Pepper(Local).....	Kg	-	20.00	-	35.33	-	-	-	30.00	-	-	-	22.50	29.00
White Cumin(Bishop's Weed)Local..	Kg	21.67	11.75	19.76	12.00	22.62	12.00	-	12.00	20.00	12.00	11.67	20.56	15.88
Black Cumin(Local).....	Kg	23.61	17.10	27.78	14.00	24.27	13.83	15.88	18.00	20.74	18.00	18.18	21.67	19.49
Ginger Dry(Local).....	Kg	9.33	13.67	-	12.00	11.33	-	-	12.00	12.00	-	13.89	11.57	11.88
Ginger Wet(Local).....	Kg	2.73	3.14	3.30	3.13	2.48	2.35	2.46	3.00	2.48	2.21	2.74	2.53	2.71
Cloves(Imported).....	Kg	58.33	52.00	83.33	40.00	69.33	66.67	100.00	50.00	83.34	100.00	100.00	-	73.34
Cinnamon(Imported).....	Kg	17.00	19.87	-	30.00	25.67	-	-	20.00	-	-	35.88	-	24.74
Cardamon(Local).....	Kg	-	19.87	23.33	18.67	24.33	20.00	23.33	20.00	28.57	22.00	30.00	21.67	22.89
Tumeric Flour(Local).....	Kg	3.67	-	3.92	8.00	7.67	10.00	-	8.00	8.00	8.00	8.00	6.33	7.06
Chillies Whole.....	Kg	11.33	12.00	12.00	11.00	13.67	14.00	13.69	11.00	15.67	14.00	11.33	-	12.70
Basil Dry.....	Kg	8.00	11.85	-	11.00	-	12.00	12.33	12.00	12.00	12.00	9.33	13.43	11.39
<b>POTATOES, OTHER TUBERS AND STEMS</b>														
Potato.....	Kg	1.50	1.01	.93	1.06	.99	1.24	1.25	.88	1.25	1.12	1.19	1.02	1.12
Sweet Potato.....	Kg	.92	.92	.93	.86	.85	1.18	1.14	.89	.92	1.21	1.06	.90	.98
'Kocho' (Unprocessed).....	Kg	3.95	2.11	3.37	-	5.30	-	5.00	5.17	3.09	-	2.28	2.58	3.59
'Bula'.....	Kg	6.00	6.00	7.10	7.25	5.00	6.00	6.00	6.00	5.17	13.33	4.66	-	6.64
<b>COFFEE, TEA, CHAT AND BUCK-THORN LEAVES</b>														
Tea Leaves(Local).....	100gm	2.12	2.00	2.07	2.00	1.97	2.00	2.00	2.00	2.00	2.08	2.00	2.00	2.02
Coffee Whole.....	Kg	15.33	-	-	-	-	-	-	-	12.00	-	12.66	-	13.33
Coffee Beans.....	Kg	20.33	18.67	19.33	19.33	20.33	20.00	20.00	20.00	20.00	19.67	20.33	17.33	19.61
Coffee Leaves.....	Kg	21.00	-	-	-	-	-	-	-	-	-	-	-	21.00
Buck Thorn Leaves.....	Kg	3.77	4.64	3.78	3.08	4.70	4.64	3.74	2.73	5.90	3.89	6.02	4.11	4.25

Table 10 : Average Retail Price of Goods and Services by Region and Selected Market Places - Group 10 Market Places (Cont'd)

August 2006  
Nehase 1998

R E G I O N   A N D   M A R K E T   P L A C E S														
A D D I S   A B A B A														
ITEM	UNIT												ADDIS ABABA AVERAGE	
		Merkato	Kera	Zenebe work	Gergi	Saris	Kotebe	Ferensay Legasion	Shola (yeka)	Asko	Addisu- Gebeya	Efoyita Gebeya		Akaki
P R I C E   I N   B I R R														
'Chat'.....	Kg	38.21	16.37	40.85	20.22	27.31	-	20.31	28.87	22.05	30.77	19.34	30.05	26.50
Malt-Barley.....	Kg	5.09	6.04	4.77	6.39	4.59	4.25	5.27	4.77	5.01	5.90	6.17	4.92	5.26
Malt-Wheat.....	Kg	4.55	4.94	3.82	5.09	3.73	5.11	5.64	4.55	4.55	5.67	4.09	4.70	4.70
<b>OTHER FOOD ITEMS</b>														
Salt.....	Kg	1.20	1.00	1.15	1.00	1.23	1.00	1.15	1.10	1.00	1.15	1.00	-	1.09
Sugar.....	Kg	7.92	7.33	7.50	7.50	7.75	7.50	7.58	7.50	7.58	7.67	7.67	7.50	7.58
Honey.....	Kg	23.67	-	19.33	16.00	17.67	18.00	21.00	15.00	17.67	16.67	17.67	-	18.27
Canned Tomato (Local).....	410gm	6.67	6.00	6.50	6.50	6.25	6.33	6.25	6.50	6.17	6.33	6.67	6.00	6.36
<b>FOOD TAKEN AWAY FROM HOME</b>														
Cup of Tea.....	No	.83	.83	.73	.70	.67	.60	.73	.85	.63	.65	.65	.50	.70
Cup of Coffee.....	No	1.50	1.08	1.25	1.25	1.22	1.25	1.33	1.25	1.13	1.25	1.25	1.00	1.23
Cup of Milk.....	No	1.58	1.17	1.25	1.33	1.22	1.25	1.33	1.25	1.13	1.25	1.25	1.00	1.25
'Key Wot Yebere'.....	One Meal	-	10.00	-	-	8.00	-	-	-	-	-	-	-	9.00
'Key Wot Yebeg/Yefye!'.....	One Meal	11.48	9.00	9.33	8.00	9.33	7.67	10.00	9.00	7.33	8.00	10.00	-	8.98
<b>COST OF MILLING</b>														
Cereals.....	100Kg	-	-	9.33	15.00	10.00	10.00	10.00	5.67	9.33	10.00	9.67	9.00	9.80
Pulses.....	100Kg	-	15.00	10.00	15.00	15.00	10.00	10.00	13.33	9.33	15.00	9.67	11.67	12.09
Pepper Whole.....	100Kg	86.67	75.00	73.33	75.00	100.00	100.00	75.00	70.00	73.33	83.33	76.67	141.67	85.74
<b>BEVERAGES - NON ALCOHOLIC</b>														
Ambo Mineral Water.....	500cc	1.50	1.83	2.00	2.50	1.50	1.75	1.83	2.00	1.67	1.58	1.67	2.00	1.86
Bure Mineral Water.....	500cc	-	-	-	-	-	-	-	-	-	-	-	-	-
Coca Cola/Fanta.....	300cc	1.75	2.00	2.00	2.50	1.75	2.17	1.92	2.00	1.92	1.75	2.00	2.00	1.99

Table 10 : Average Retail Price of Goods and Services by Region and Selected Market Places - Group 10 Market Places (Cont'd)

August 2006  
Nehase 1998

ITEM	UNIT	R E G I O N   A N D   M A R K E T   P L A C E S												ADDIS ABABA AVERAGE
		A D D I S   A B A B A												
		Merkato	Kera	Zenebe work	Gergi	Saris	Kotebe	Ferensay Legasion	Shola (yeka)	Asko	Addisu- Gebeya	Efoyita Gebeya	Akaki	
P R I C E   I N   B I R R														
Pepsi Cola/Mirinda.....	300cc	1.75	2.00	2.00	2.50	1.75	1.83	1.88	2.00	1.92	1.70	2.00	2.00	1.96
<b>BEVERAGES - ALCOHOLIC</b>														
Araki (Local).....	900cc	16.67	17.00	18.00	18.00	18.00	18.00	18.37	17.00	18.00	15.50	16.50	17.67	17.34
Cognac (Local).....	900cc	16.17	-	18.00	18.00	-	-	-	16.00	18.00	15.83	16.50	-	16.88
Brandy (Local).....	900cc	16.17	-	18.00	-	-	-	16.75	15.00	18.00	15.17	16.50	-	16.49
Gin (Local).....	900cc	16.67	17.00	18.00	18.00	18.00	19.33	18.37	16.00	18.00	15.83	16.50	17.33	17.38
Saris Wine (Normal).....	750cc	13.33	13.67	8.00	14.00	12.00	17.33	7.83	7.00	7.67	13.67	7.33	8.00	10.75
'Katikalla'.....	Lt	8.67	8.99	7.00	7.83	8.89	9.33	8.50	8.00	6.55	11.00	6.37	6.17	7.94
Beer (Bedele).....	330cc	3.00	3.42	3.50	-	3.50	-	3.50	3.50	3.17	3.00	3.50	3.50	3.36
Beer (Harar).....	330cc	3.00	3.42	3.50	-	3.50	4.00	-	3.50	-	3.00	-	3.50	3.36
Beer (Meta Abo).....	330cc	3.50	3.42	3.50	3.00	3.50	3.67	2.47	3.35	3.33	3.33	3.67	3.50	3.34
'Tella'.....	Lt	1.19	1.18	1.22	1.10	1.76	1.00	1.20	-	1.27	1.20	1.20	.73	1.17
'Tej' (Mead).....	Lt	2.71	2.13	2.22	1.92	3.64	2.31	2.22	2.10	2.41	2.59	2.96	1.85	2.44
<b>CIGARETTES AND TOBACCO</b>														
<b>CIGARETTES</b>														
Nyala.....	Packet	3.83	4.00	4.00	4.00	4.00	4.00	3.50	2.10	3.67	4.00	4.00	4.00	3.76
Gissila.....	Packet	-	-	-	1.50	-	-	-	1.00	-	-	-	1.00	1.17
Rothmans.....	Packet	10.00	9.33	10.00	10.00	10.00	10.67	10.00	9.00	10.00	-	10.00	10.00	9.91
<b>TOBACCO</b>														
'Gaya'.....	Kg	14.59	-	-	-	14.29	-	-	37.78	-	-	-	11.12	22.38
<b>CLOTHING AND FOOT WEAR</b>														

Table 10 : Average Retail Price of Goods and Services by Region and Selected Market Places - Group 10 Market Places (Cont'd)

August 2006  
Nehase 1998

R E G I O N   A N D   M A R K E T   P L A C E S													
ITEM	UNIT	A D D I S   A B A B A											ADDIS ABABA AVERAGE
		Merkato	Kera	Zenebe work	Gergi	Saris	Kotebe	Ferensay Legasion	Shola (yeka)	Asko	Addisu- Gebeya	Efoyita Gebeya	
P R I C E   I N   B I R R													
<b>CLOTHING</b>													
Abujedid(Akaki/Bahir Dar)91cm. Meter	5.67	5.67	-	-	-	-	-	5.00	-	-	-	-	5.44
Abujedid(Komb./Arba Min.)150cm Meter	7.75	8.17	8.00	8.00	8.25	8.67	7.97	7.00	8.00	8.33	7.83	8.17	8.00
Khaki(S-10,000 Twil)110cm..... Meter	14.00	-	-	-	-	-	-	-	-	-	12.50	-	13.40
Khaki(Akaki)91cm..... Meter	-	-	-	-	-	-	-	13.00	-	-	-	-	13.00
Wool-England 100%..... Meter	150.00	-	-	-	-	-	-	-	-	-	-	-	150.00
Tetron(Arba Minch)..... Meter	19.00	-	-	-	-	-	-	28.00	-	-	-	-	23.50
Poplin(Dire Dawa)105cm..... Meter	8.00	-	-	-	-	-	-	7.00	-	-	-	-	7.50
Poplin(Komb./Arba Minch)150cm. Meter	9.67	9.83	8.00	11.00	11.00	10.50	10.40	10.00	11.00	10.00	11.67	7.70	9.96
Nylon(Mojo)..... Meter	-	-	-	12.00	9.00	10.00	-	8.00	-	7.67	9.67	-	9.21
Polyster(Arba Minch/Awasa).... Meter	19.00	-	-	-	-	-	-	-	-	-	-	-	19.00
Jersi..... Meter	-	-	-	-	-	-	-	-	-	-	-	-	-
Cotton..... Kg	6.00	6.00	-	-	6.00	6.00	6.00	6.00	6.00	6.00	6.00	6.00	6.00
Hisufl ..... Meter	-	-	-	-	-	-	-	-	-	-	-	-	-
Kefay ..... Meter	-	-	-	-	-	-	-	-	-	-	27.90	-	27.90
<b>COST OF TAILORING</b>													
Woolen Suit (Men)..... No	293.33	300.00	-	250.00	-	-	-	150.00	600.00	303.33	283.33	-	282.67
Khaki Suit (Men)..... No	-	-	40.00	95.00	50.00	-	37.50	50.00	220.00	40.00	90.00	30.00	63.75
Khaki Suit (Boys)..... No	-	-	18.33	70.00	15.00	-	27.50	25.00	60.00	32.50	66.67	15.00	36.58
Tateron Suit (Men) ..... No	100.00	80.00	40.00	140.00	50.00	-	-	50.00	220.00	51.67	283.33	-	107.38
Tateron Suit (Boys) ..... No	150.00	-	-	95.00	-	-	25.00	25.00	180.00	32.50	200.00	-	93.57
<b>READY-MADE / FOR ADULTS</b>													
'Netela'..... No	36.00	-	-	-	40.00	-	36.67	28.33	52.50	-	-	-	37.33
'Gabi'..... No	83.33	72.50	-	105.00	81.67	60.00	66.67	66.00	130.00	83.33	-	81.67	84.35

Table 10 : Average Retail Price of Goods and Services by Region and Selected Market Places - Group 10 Market Places (Cont'd)

August 2006  
Nehase 1998

		R E G I O N   A N D   M A R K E T   P L A C E S												
ITEM	UNIT	A D D I S   A B A B A											ADDIS ABABA AVERAGE	
		Merkato	Kera	Zenebe work	Gergi	Saris	Kotebe	Ferensay Legasion	Shola (yeka)	Asko	Addisu- Gebeya	Efoyita Gebeya		Akaki
		P R I C E   I N   B I R R												
Shirts Long Sleeved (Local).....	No	-	43.15	-	-	-	-	-	35.00	-	-	-	32.80	36.19
Shirts Short Sleeved (Local)....	No	-	-	-	-	-	-	-	35.00	-	-	-	-	35.00
Shirts Long Sleeved (Imported)...	No	53.33	38.50	38.33	51.67	40.00	-	41.55	44.33	39.33	66.67	40.00	40.00	45.25
Shirts Short Sleeved (Imported)..	No	43.33	32.50	30.67	53.33	42.50	-	56.67	45.00	39.33	55.00	40.00	-	44.29
Socks (Cotton) Imported.....	Pair	9.33	5.00	8.67	5.00	5.00	-	7.15	4.00	4.67	8.33	5.33	-	6.26
Sweater (Local) Men.....	No	79.27	-	20.20	29.33	40.00	-	48.33	39.33	58.33	60.00	29.33	-	44.02
Sweater (Local) Women.....	No	-	-	16.00	24.33	-	26.00	43.93	35.67	27.67	65.00	29.33	-	29.99
Shash (Imported).....	No	9.33	6.00	12.67	10.33	7.50	7.00	11.00	13.00	7.67	10.00	9.33	9.67	9.62
Singlets (Local) White.....	No	14.67	15.00	10.00	12.33	-	13.00	12.33	14.67	11.33	19.00	14.00	-	13.59
Jeans Trouser.....	No	96.67	80.00	78.33	73.33	-	-	71.67	64.33	88.33	123.33	83.33	-	84.72
Woolen Suit.....	No	1366.67	-	-	-	-	-	-	716.67	-	430.00	-	-	888.75
'Kemisna Netela'.....	No	141.67	110.00	-	110.00	143.33	-	101.33	100.00	160.00	106.67	-	93.33	119.16
Sweater-Men (Imported).....	No	136.67	-	100.00	93.33	-	-	86.67	59.33	86.67	86.67	-	75.00	91.22
Sweater-Women (Imported).....	No	47.67	-	30.67	56.67	33.33	32.00	24.33	69.33	63.33	73.33	61.67	37.67	48.18
Nylon Dress.....	No	-	-	-	-	-	-	-	-	-	-	14.33	-	14.33
Tetron Trouser.....	No	-	-	-	-	-	-	-	47.33	-	-	-	-	47.33
Leather Jacket.....	No	593.33	-	-	800.00	747.50	-	-	743.80	-	874.00	800.00	-	737.87
Under Wear China.....	No	16.67	12.67	10.00	13.00	11.50	15.33	15.00	12.33	13.67	15.00	12.67	11.67	13.34
Deriya .....	NO	12.00	-	-	11.00	9.11	8.89	9.89	10.00	8.33	-	7.78	10.33	9.76
Polyester Suit.....	No	-	-	-	-	-	-	-	166.67	-	-	-	-	166.67
Khaki Short .....	No	-	-	-	-	-	-	32.25	-	-	-	-	-	32.25
T-Shirts .....	No	29.00	24.67	25.00	30.67	20.33	16.33	27.63	26.00	27.67	53.33	36.67	-	28.84
Jogging Suit(sport tuta) .....	No	113.33	-	68.33	126.67	60.00	-	100.00	153.33	83.33	120.00	98.33	-	102.69
Khaki Jacket .....	No	133.33	-	80.00	103.33	95.00	-	-	73.33	83.33	150.00	103.33	-	103.04
Geldem .....	No	27.33	-	-	-	-	-	-	17.67	-	-	23.33	19.00	21.83

Table 10 : Average Retail Price of Goods and Services by Region and Selected Market Places - Group 10 Market Places (Cont'd)

August 2006  
Nehase 1998

R E G I O N   A N D   M A R K E T   P L A C E S													
ITEM	UNIT	A D D I S   A B A B A										ADDIS ABABA AVERAGE	
		Merkato	Kera	Zenebe work	Gergi	Saris	Kotebe	Ferensay Legasion	Shola (yeka)	Asko	Addisu- Gebeya		Efoyita Gebeya
P R I C E   I N   B I R R													
<b>READY-MADE / FOR CHILDREN</b>													
Sweater (Local) for Boys..... No	31.00	-	-	18.67	18.00	-	29.63	35.00	30.00	-	22.33	-	27.11
Socks (Imported) Cotton..... Pair	3.00	2.00	2.67	4.00	3.00	-	3.00	3.00	2.83	2.00	3.33	-	2.88
Jeans Trouser..... No	45.00	-	-	-	-	-	-	-	45.00	-	55.00	-	48.75
Shirt Long Sleeved(Imported)Boys. No	20.00	24.33	-	38.33	21.67	-	23.83	20.00	22.50	24.00	20.00	19.00	23.55
Sweater (England) for Girls..... No	18.00	-	-	53.33	21.67	-	-	35.00	38.33	31.67	33.33	-	34.63
Short for Boys..... No	-	-	-	-	-	-	-	-	-	25.00	-	8.50	14.00
Kemise(for children) ..... No	47.67	-	30.00	61.67	48.33	35.00	56.92	85.00	41.00	30.00	45.00	-	48.06
<b>FOOTWEAR (MEN AND WOMEN)</b>													
Anbessa Leather Shoes Men(Local)Pair	169.33	108.00	73.33	-	56.00	-	91.58	93.33	101.67	120.00	76.67	84.00	97.61
Leather Shoes Men (Croft)..... Pair	273.33	-	138.33	126.67	113.33	-	-	286.67	-	240.00	116.67	-	185.00
Walking Shoes(Imp.) Non-Leather Pair	133.33	-	76.67	146.67	83.33	-	100.00	79.33	96.67	210.00	110.00	-	115.11
Canvas Shoes (Local) Men..... Pair	26.33	-	-	-	22.50	-	-	-	-	-	-	-	24.80
Canvas Shoes (China) Men..... Pair	29.33	-	28.67	28.67	30.67	24.33	24.33	37.00	65.00	30.00	23.33	25.67	31.55
Plastic Shoes (Local) Women.... Pair	6.00	6.00	6.00	6.00	6.00	6.00	6.17	7.00	6.00	6.00	6.00	5.00	6.01
Slippers Sponge Adult (China).. Pair	6.00	6.00	6.00	6.00	6.00	6.00	-	6.00	5.00	6.00	6.00	6.00	5.91
Boots for Men Plastic (Local).. Pair	41.67	-	29.33	38.00	40.00	40.00	-	44.33	43.33	37.67	40.00	41.25	39.66
Sendel Plastic Shoes (Imp.).... Pair	-	13.33	11.00	10.33	-	-	-	12.67	11.67	9.33	11.33	-	11.38
Cost of Mending Shoes sole(Men).Pair	23.33	24.33	21.00	33.33	12.00	26.00	24.33	26.67	26.67	32.50	26.67	20.67	24.57

Table 10 : Average Retail Price of Goods and Services by Region and Selected Market Places - Group 10 Market Places (Cont'd)

August 2006  
Nehase 1998

ITEM	UNIT	R E G I O N   A N D   M A R K E T   P L A C E S											ADDIS ABABA AVERAGE	
		A D D I S   A B A B A												
		Merkato	Kera	Zenebe work	Gergi	Saris	Kotebe	Ferensay Legasion	Shola (yeka)	Asko	Addisu- Gebeya	Efoyita Gebeya		Akaki
P R I C E   I N   B I R R														
<b>CONSTRUCTION MATERIALS, WATER, AND FUEL AND POWER</b>														
<b>CONSTRUCTION MATERIALS</b>														
Cement/Bag/(Local).....	50Kg	137.50	130.00	134.67	126.00	125.00	140.00	-	150.00	-	-	131.00	-	134.71
Lime.....	Kg	1.20	.75	-	-	-	-	-	-	-	-	-	-	.93
Nail (7cm - 12cm).....	Kg	9.00	10.00	8.83	9.00	8.67	9.00	10.00	9.00	8.50	10.00	8.83	10.00	9.26
Nail With Cape.....	Kg	12.00	12.67	14.00	12.67	12.00	12.00	-	14.00	11.67	13.33	11.33	13.33	12.64
Corrugated Iron Sheet (.2mm).....	No	51.00	-	-	62.67	39.00	-	-	67.00	-	-	39.00	48.50	53.00
Wood for House Construction('Atana')..	No	6.33	4.75	7.67	4.00	6.00	4.00	6.33	5.00	4.83	7.00	5.33	20.17	6.95
Wall Paints-Super (Fluid) Normal.....	4Kg	59.00	57.00	59.33	58.00	58.33	60.00	60.00	60.00	56.67	55.67	59.00	58.67	58.47
Wall Paints-Super (Fluid) Plastic....	4Kg	86.00	90.00	89.00	90.00	92.00	90.00	86.00	90.00	78.62	87.33	89.00	89.33	88.05
Coarse Aggregate Gravel.....	Meter Cube	235.83	-	227.31	253.97	181.40	272.11	184.24	-	185.94	239.38	219.50	-	223.02
Hollow Concrete Block(20x20x40 cm Cube)No		4.40	2.50	4.25	3.90	4.00	4.83	-	3.75	3.90	-	4.50	3.47	4.05
Bricks (25cm x 12cm x 6cm).....	No	2.50	-	-	2.60	1.50	-	-	1.85	2.00	1.50	1.93	1.60	1.93
Floor Board 4m Length.....	No	42.33	85.00	-	-	60.00	-	-	130.00	-	145.00	40.67	-	73.77
Iron Pipe 6mt. (1/2 inch Wide) Local..	No	85.67	-	88.67	88.00	84.67	87.50	88.00	87.00	88.00	96.67	85.00	85.00	87.92
Chipwood (125cm x 250cm x 8mm).....	No	-	-	-	-	100.00	-	-	-	-	-	138.67	-	123.20
Sand.....	Meter Cube	185.94	237.19	184.89	213.15	163.27	204.08	140.59	-	156.46	221.72	102.09	381.29	192.80
Gutter N° 32.....	Meter	20.00	22.00	22.00	19.33	-	18.33	-	20.00	24.33	22.67	-	9.95	20.19
Window Glass (50cm x 50cm x 3mm).....	No	12.67	-	15.00	12.50	11.75	14.83	-	12.63	12.08	11.83	12.50	-	12.72
Water Tanker (1meter cube).....	No	-	-	-	-	-	-	-	-	-	1100.00	950.00	-	987.50
Stone for House Construction..	Meter Cube	-	-	-	-	-	-	-	-	-	-	-	-	-
Mega Paints.....	4Kg	52.33	-	-	59.33	57.67	60.00	54.00	58.00	-	55.67	55.67	-	56.58
Tseday Paints.....	4Kg	-	-	-	59.33	57.67	-	-	60.00	-	-	-	-	59.00
"Yewellel Nitaf"(Tile).....	No	-	-	-	-	-	-	-	-	-	-	-	-	-
<b>WATER</b>														
Water.....	Meter Cube	5.58	3.92	1.25	8.92	-	-	11.67	7.25	12.50	22.50	7.25	7.25	8.81

Table 10 : Average Retail Price of Goods and Services by Region and Selected Market Places - Group 10 Market Places (Cont'd)

August 2006  
Nehase 1998

ITEM	UNIT	R E G I O N   A N D   M A R K E T   P L A C E S												
		A D D I S   A B A B A												
		Merkato	Kera	Zenebe work	Gergi	Saris	Kotebe	Ferensay Legasion	Shola (yeka)	Asko	Addisu- Gebeya	Efoyita Gebeya	Akaki	ADDIS ABABA AVERAGE
P R I C E   I N   B I R R														
<b>FUEL AND POWER</b>														
Fire Wood.....	Meter Cube	-	59.26	-	96.71	-	-	-	-	-	-	-	-	77.98
Charcoal.....	Kg	2.04	2.14	2.36	3.76	2.41	2.70	2.18	2.57	2.25	3.22	4.89	2.98	2.79
Dung Cake.....	Kg	-	.29	.47	.97	1.04	.37	.42	.22	2.23	.49	.66	.27	.71
Kerosine.....	Lt	3.45	3.45	3.45	3.45	3.45	4.45	3.00	3.45	3.45	3.45	3.45	3.45	3.50
Diesel.....	Lt	4.78	4.78	4.78	4.78	4.78	-	4.78	4.78	4.78	4.78	4.78	4.78	4.78
Electric.....	K.Watt	.50	.50	.50	.40	.50	.40	.50	.43	.50	.50	.50	.50	.48
Matches.....	Box	.20	.20	.20	.25	.20	.20	.20	.15	.20	.20	.20	.20	.20
Candles.....	No	.75	.77	.75	.75	.75	.88	1.00	.60	.92	.75	.75	.67	.78
Buthane Gas (Shell).....	12.5 Kg	-	-	103.00	106.93	101.63	105.00	116.67	96.56	108.86	140.00	107.04	-	107.13
Eveready Drycell.....	No	1.79	1.67	1.88	1.75	1.75	1.75	1.75	1.75	1.83	1.71	1.75	-	1.76
<b>FURNITURE, FURNISHING, HOUSEHOLD EQUIPMENT AND OPERATION</b>														
<b>CHAIRS, TABLES, ETC.</b>														
Table Wanza (Machine made) Varnished..	No	180.00	150.00	383.33	376.67	783.41	576.67	-	400.00	700.00	340.00	483.33	180.00	410.54
Table Wanza (Hand made) Not Varnished.	No	-	-	165.00	-	-	-	206.24	-	-	-	-	-	178.75
Chairs Wanza (Machine Made) Varnished.	No	65.00	71.67	75.00	73.33	184.90	116.67	175.00	150.00	173.33	-	103.33	58.33	109.03
Chairs Wanza (Hand Made) Varnished....	No	-	42.50	35.00	-	-	-	-	-	-	-	-	32.00	36.50
Cupboard Wanza (2 doors) Varnished....	No	966.67	666.67	766.67	716.67	1489.45	1100.00	1292.33	1166.67	1133.33	966.67	1266.67	816.67	1015.88
Double Bed Wanza (120cm) Varnished....	No	400.00	450.00	666.67	416.67	845.82	816.67	716.67	976.67	1133.33	500.00	650.00	383.33	663.87
Sofas (Complete).....	No	2100.00	2150.00	2366.67	2000.00	5235.40	2533.33	3436.18	2566.67	2600.00	2766.67	3500.00	-	2812.65
Book Shelves Wanza (3 Shelves) no Door	No	276.67	275.00	366.67	376.67	648.08	480.00	-	-	533.33	426.67	416.67	-	419.05
Chest of Drawer .....	No	766.67	500.00	516.67	340.00	1050.48	830.00	994.32	883.33	783.33	650.00	546.67	-	717.80
<b>FURNISHINGS &amp; REPAIRS</b>														
Bed Sheet (Non-Patterned Bahir Dar)														
1.90m x 2.50m.....	Pair	45.00	50.00	-	75.00	63.33	-	-	50.00	57.50	70.00	58.67	51.65	56.55

Table 10 : Average Retail Price of Goods and Services by Region and Selected Market Places - Group 10 Market Places (Cont'd)

August 2006  
Nehase 1998

ITEM	UNIT	R E G I O N   A N D   M A R K E T   P L A C E S												ADDIS ABABA AVERAGE
		A D D I S   A B A B A												
		Merkato	Kera	Zenebe work	Gergi	Saris	Kotebe	Ferensay Legasion	Shola (yeka)	Asko	Addisu- Gebeya	Efoyita Gebeya	Akaki	
P R I C E   I N   B I R R														
Bed Sheet(Patterned Kombolcha) 1.90m x 2.50m.....	Pair	109.33	91.17	-	76.50	108.33	-	-	70.00	-	-	-	87.73	91.56
Bed Cover(Patterned Kombolcha).....	No	-	-	-	-	-	-	20.00	69.33	55.00	-	-	-	56.60
Blanket Woolen(Debre B.)160cm x 220cm.	No	86.00	75.00	85.00	84.00	80.00	-	88.55	80.00	-	81.35	80.67	54.67	78.96
Mattress-Sponge (A.A Foam) 120cm.....	No	337.57	297.20	362.71	310.00	-	253.33	362.70	263.33	280.00	362.70	253.33	-	295.26
Towel-Local (Kombolcha).....	No	11.33	10.00	-	12.67	17.50	-	14.68	8.00	16.00	35.00	9.33	-	12.91
<b>EARTHEN WARE</b>														
Water Pot.....	No	16.67	-	-	-	21.00	10.00	-	11.00	-	10.50	-	-	13.50
'Jebena' Medium Size.....	No	5.33	3.00	4.00	3.83	3.50	3.83	3.08	4.08	3.25	3.00	4.17	3.50	3.72
'Mitad' (Griddle of Clay).....	No	15.67	15.33	17.67	19.67	16.00	15.00	20.00	17.33	19.00	17.50	19.33	15.33	17.27
Local Stove '(Lakech).....	No	8.00	-	8.17	8.00	34.33	12.00	23.33	6.00	11.50	10.33	9.00	7.33	12.58
Cup for Coffee (China).....	No	1.33	1.08	1.25	1.25	1.33	1.25	1.25	1.25	1.25	1.25	1.25	1.25	1.25
Plate Clay (imported).....	No	10.00	3.00	4.00	3.83	3.75	4.83	4.00	-	3.75	4.00	3.08	3.00	4.39
<b>STRAW, BAMBOO AND OTHERS</b>														
'Sefed'.....	No	10.33	10.00	8.67	11.50	10.00	11.83	-	6.00	8.50	9.50	9.00	6.67	9.11
Sack 100Kg Capacity.....	No	11.67	-	-	-	-	-	-	-	-	-	-	6.33	9.00
<b>METAL WARE</b>														
Cooking Pan Medium (Local).....	No	40.00	25.00	34.67	25.00	26.00	21.67	28.67	21.33	21.00	28.00	38.00	25.50	27.97
Tray (Nickel) Medium N <sup>o</sup> 45 Local.....	No	-	-	-	-	-	-	-	-	-	-	15.33	-	15.33
Electric 'Mitad' Aluminium.....	No	353.33	-	393.33	415.00	500.00	400.00	-	-	-	425.00	525.00	-	416.88
Gas Stove (Kerosine) China.....	No	35.00	34.67	35.00	35.67	36.00	35.67	35.33	34.00	35.33	34.00	34.00	34.00	34.89
Refregator.....	No	2793.33	-	2218.35	3475.00	-	-	-	1802.50	-	2966.67	-	-	2732.12

Table 10 : Average Retail Price of Goods and Services by Region and Selected Market Places - Group 10 Market Places (Cont'd)

August 2006  
Nehase 1998

ITEM	UNIT	R E G I O N   A N D   M A R K E T   P L A C E S												ADDIS ABABA AVERAGE
		Merkato	Kera	Zenebe work	Gergi	Saris	Kotebe	Ferensay Legasion	Shola (yeka)	Asko	Addisu- Gebeya	Efoyita Gebeya	Akaki	
P R I C E   I N   B I R R														
<b>PLASTIC WARE (LOCAL MADE)</b>														
Jerrycan (20 Litres).....	No	20.33	-	-	-	19.50	18.00	-	19.67	-	-	22.00	-	19.90
Bucket (20 Litres).....	No	16.33	15.67	15.83	15.00	16.33	15.67	-	16.00	15.50	15.67	16.00	-	15.80
<b>GLASS WARE</b>														
Glass for Tea (Duralex).....	No	3.50	3.50	3.50	3.50	3.50	3.50	2.00	3.50	3.50	3.50	3.50	3.50	3.38
<b>OTHER HOUSEHOLD EQUIPMENT</b>														
Kerosine Lamp.....	No	21.00	-	-	26.00	21.33	-	-	20.00	-	-	20.00	18.33	20.93
'Kuraz' Small Local Kerosine Lamp.....	No	2.00	-	1.50	-	-	2.00	-	2.00	-	-	-	1.67	1.85
Flash Light.....	No	9.33	6.50	-	7.67	6.75	7.17	6.83	7.00	6.83	6.50	6.83	6.67	7.17
Electric Bulb Philips(40/60 Watt).....	No	3.00	1.63	2.00	2.00	1.92	1.75	2.00	2.00	1.92	1.92	2.00	1.75	2.00
<b>HOUSEHOLD OPERATION</b>														
Hard Soap (Local).....	200gm	2.07	2.00	2.13	2.00	2.00	2.00	2.07	2.00	-	2.00	2.20	-	2.05
Hard Soap (Imported).....	200gm	2.31	1.85	3.00	2.00	2.29	2.28	2.05	2.25	1.75	2.33	2.40	2.32	2.23
Detergent (Omo).....	50gm	.76	1.67	1.67	1.67	-	1.67	-	1.67	1.67	1.67	1.00	1.67	1.51
Incense.....	Kg	20.67	-	20.56	7.00	26.67	7.00	28.00	22.00	-	13.33	8.67	10.00	15.56
Sandal Wood.....	No	.25	.20	.20	.25	.23	.23	.25	.10	.23	.23	.25	.22	.22
Toilet Paper (Mamko).....	Roll	2.97	2.93	3.00	3.00	3.00	2.97	3.00	3.00	3.00	3.00	3.17	3.00	3.00
<b>DRY CLEANING</b>														
Dry Cleaning (Suit Men).....	No	18.00	17.00	17.00	-	17.23	16.33	18.67	19.48	15.00	15.33	17.33	16.50	17.17

Table 10 : Average Retail Price of Goods and Services by Region and Selected Market Places - Group 10 Market Places (Cont'd)

August 2006  
Nehase 1998

ITEM	UNIT	R E G I O N   A N D   M A R K E T   P L A C E S												ADDIS ABABA AVERAGE
		A D D I S   A B A B A												
		Merkato	Kera	Zenebe work	Gergi	Saris	Kotebe	Ferensay Legasion	Shola (yeka)	Asko	Addisu- Gebeya	Efoyita Gebeya	Akaki	
P R I C E   I N   B I R R														
<b>DOMESTIC SERVICE</b>														
Maid Servant.....	Month	116.67	83.33	95.00	73.33	93.33	76.67	61.67	100.00	83.33	93.33	86.67	53.33	83.48
Unskilled Service (Daily Laborer)....	Day	10.00	10.00	15.00	10.67	10.00	10.00	12.67	10.00	9.67	10.00	9.33	10.50	10.69
Salary for Guard .....	Month	160.00	110.00	125.00	113.33	-	66.67	71.67	150.00	110.00	193.33	120.00	-	120.19
<b>MEDICAL CARE</b>														
Ampicillin(250 mg) Local.....	56 Caps	14.93	15.87	16.80	15.40	-	-	15.40	12.32	16.80	14.00	9.71	15.21	14.53
Dichlorophine(500 mg) Local.....	6 Pills	1.50	-	-	-	-	-	-	1.33	-	-	-	-	1.41
Tetracycline(250mg) Local.....	56 Caps	8.40	8.40	8.40	6.53	8.40	7.56	9.80	7.43	11.20	7.47	7.00	8.12	8.17
Penicillin Injection(4 Mu. Local).	Bottle	3.67	3.17	3.50	3.00	3.50	3.47	4.00	3.08	3.33	3.50	3.20	2.99	3.34
Chloramphenicol(250mg) Local.....	56 Caps	10.27	8.40	11.20	8.40	10.64	9.43	11.20	9.13	9.80	10.73	8.77	10.36	9.81
Dipron(500mg) Local.....	20 Pills	2.00	-	-	-	-	-	-	2.00	-	-	-	-	2.00
Cough Syrup (Berantine) Local.....	125cc	-	-	-	-	-	-	-	8.47	7.50	-	-	-	7.98
Bactrim(480mg) Local.....	30 Pills	4.70	4.75	4.50	4.25	4.05	-	6.00	3.65	5.00	3.75	4.00	6.00	4.49
Vermox(100mg) Local.....	12 Pills	-	-	-	1.50	-	-	1.00	1.60	2.00	1.00	-	-	1.48
Mezel(250mg) Local.....	30 Caps	4.50	4.50	4.50	3.00	4.25	3.60	4.50	4.00	4.25	4.00	3.65	3.85	4.09
Asprin (300 mg) Local.....	20 Pills	2.00	1.50	2.00	2.50	1.30	1.40	2.00	1.33	1.83	1.57	1.77	1.05	1.66
<b>OTHER MEDICAL EXPENSES</b>														
Doctor's Fee (Government).....	per visit	5.00	-	10.00	-	-	-	5.00	5.00	8.00	5.00	5.00	1.00	5.00
Doctor's Fee (Private).....	per visit	11.67	10.00	18.33	10.00	10.00	6.67	10.00	20.00	10.00	10.00	15.00	4.67	11.18
Injection (Service Charge).....	Once	2.00	2.00	2.00	2.00	2.00	2.00	2.00	3.50	1.67	1.75	7.67	1.00	2.46
Labratory Test Fee (Private).....	Once	5.33	5.00	5.00	4.00	3.67	4.00	5.33	6.00	4.67	7.00	4.67	4.00	4.81
Bed Charge (gov.).....	per day	12.00	-	26.66	-	-	-	20.00	40.00	-	20.00	-	-	25.52

Table 10 : Average Retail Price of Goods and Services by Region and Selected Market Places - Group 10 Market Places (Cont'd)

August 2006  
Nehase 1998

ITEM	UNIT	R E G I O N    A N D    M A R K E T    P L A C E S												ADDIS ABABA AVERAGE
		Merkato	Kera	Zenebe work	Gergi	Saris	Kotebe	Ferensay Legasion	Shola (yeka)	Asko	Addisu- Gebeya	Efoyita Gebeya	Akaki	
P R I C E   I N   B I R R														
<b>TRANSPORT AND COMMUNICATION</b>														
<b>TRANSPORT</b>														
Benzene.....	Lt	6.58	6.58	-	6.58	6.58	6.58	6.58	6.58	6.58	6.58	6.58	6.58	6.58
Motor Oil (Mobil).....	Lt	24.80	20.20	24.81	31.75	20.20	20.83	25.80	26.15	24.80	26.72	24.80	20.30	24.26
Car Washing and Greasing.....	No	31.00	26.67	27.50	28.33	27.50	27.50	25.00	30.00	25.00	-	25.00	25.00	27.25
Bus Fare (per km).....	Tarif	-	-	-	-	-	-	-	-	-	-	.11	-	.11
Bus Fare (within Town).....	Trip	.45	.40	.43	.50	.50	.53	.45	.50	.50	.37	.50	.75	.49
Taxi Fare.....	Trip	.60	.60	.60	.60	.60	.60	.60	.60	.60	.93	.60	.60	.63
Air Plane (To Addis Ababa).....	Trip	-	-	-	-	-	-	-	-	-	-	-	-	-
Animal Transport fare.....	Trip	-	-	-	-	-	-	-	-	-	-	-	-	-
Cart Fare.....	Trip	-	-	-	-	-	-	-	-	-	-	-	.50	.50
Train Fare.....	Trip	-	-	-	-	-	-	-	-	-	-	-	-	-
Service Charge (Motor oil change)...	Once	-	-	135.10	-	-	-	-	78.45	-	-	-	-	101.11
<b>COMMUNICATION</b>														
Telephone Charge (with town).....	Period	.20	.20	-	.20	.20	.20	.20	.20	.20	.20	.20	-	.20
Telephone Charge to Addis Ababa.....	Period	-	-	-	-	-	-	-	-	-	-	-	.20	.20
Telephone Line Installation Charge..	Once	-	283.30	283.00	288.50	283.30	283.30	-	283.30	283.30	283.50	283.30	283.30	283.65
<b>ENTERTAINMENT AND EDUCATION</b>														
<b>EQUIPMENT AND ACCESSORIES</b>														
T.V. Set Philips 21 inch(Colored).....	No	2766.67	-	2666.85	3275.00	-	-	-	2790.00	-	2476.67	-	-	2775.17
Cassette Recorded Original(Local Music)No	No	9.00	8.67	9.33	9.00	9.00	9.00	9.33	9.00	9.00	9.00	9.00	9.00	9.03
Radio Set Philips 3 Band.....	No	156.67	75.00	143.75	76.67	47.50	-	-	60.00	-	70.00	58.33	-	83.82
Tape Recorder National (2 Speaker)....	No	306.67	-	-	238.00	225.00	-	-	170.00	-	-	211.67	-	231.56
Expense for Photograph(Passport size)4Pho		5.00	4.00	4.00	5.00	5.00	3.50	5.67	-	6.33	6.00	6.33	3.83	4.97

Table 10 : Average Retail Price of Goods and Services by Region and Selected Market Places - Group 10 Market Places (Cont'd)

August 2006  
Nehase 1998

ITEM	UNIT	R E G I O N   A N D   M A R K E T   P L A C E S												ADDIS ADABA AVERAGE
		A D D I S   A B A B A												
		Merkato	Kera	Zenebe work	Gergi	Saris	Kotebe	Ferensay Legasion	Shola (yeka)	Asko	Addisu- Gebeya	Efoyita Gebeya	Akaki	
P R I C E   I N   B I R R														
Newspaper (Addis Zemen).....	No	2.00	2.00	-	-	-	2.00	-	-	2.00	-	-	2.00	
Theater Entrance Fee .....	Once	15.00	15.00	-	-	-	-	-	-	15.00	-	-	15.00	
<b>EDUCATION</b>														
Exercise Book (50 Leaves) Local.....	No	2.08	2.00	2.15	2.50	1.83	2.00	2.00	2.00	2.00	2.00	2.00	2.05	
Pencil (China).....	No	.25	.25	.20	.50	.25	.23	.20	.25	.50	.50	.25	.30	
Ball Point-Bic England.....	No	1.37	1.50	1.40	1.40	1.40	1.32	1.15	1.50	1.45	1.35	1.47	1.39	
Day School Fee-Public(Grade 7 & 8)..	Month	19.75	-	19.50	-	-	-	-	26.00	-	22.00	-	22.25	
Day School Fee-Private(Grade 9-12)..	Month	145.00	-	-	-	-	182.50	-	-	-	163.00	-	163.60	
Night School Fee-Government(Gr.9-12)	Month	-	-	23.00	23.80	-	-	-	28.50	-	23.00	-	24.18	
School Uniform Fee .....	No	125.00	-	41.67	38.67	-	-	-	70.00	-	47.33	-	55.23	
Night School Fee-Private(Grade9-12)..	Month	-	-	-	-	-	-	-	-	-	23.00	-	23.00	
<b>PERSONAL CARE AND EFFECTS</b>														
<b>PERSONAL CARE</b>														
Lux Toilet Soap.....	90gm	2.06	1.89	2.07	1.75	2.16	1.97	2.16	2.03	2.06	2.06	2.25	2.11	
Blade-TOPAZ.....	No	.25	.20	.25	.25	.25	.25	.25	.20	.25	.25	.23	.24	
Hair Dressing (Traditional).....	No	11.00	10.00	10.00	10.00	-	10.00	-	15.00	8.33	10.00	8.33	2.83	
Hair Dressing (Modern).....	No	9.67	7.67	8.67	8.00	8.67	8.33	7.00	10.67	7.67	8.67	10.67	8.00	
Barbery (Mens Hair Cut).....	No	6.33	4.00	5.67	7.67	3.67	4.33	2.00	3.67	4.33	3.00	4.33	3.00	
Paraffin Hair Oil.....	330cc	7.50	7.50	7.75	7.50	7.50	7.50	7.33	7.00	7.50	7.50	7.67	7.33	
Zenith Hair Oil.....	330cc	7.33	-	8.00	7.17	6.88	7.50	7.42	7.00	7.83	7.50	7.67	7.00	
Shaving Machine (medium) .....	No	-	-	11.67	-	-	-	-	50.00	-	-	-	30.83	
Perfume .....	CC	23.33	-	21.33	22.33	-	22.67	24.33	20.00	24.67	25.00	20.67	25.33	
<b>PERSONAL EFFECTS</b>														
Umbrella-Men Medium (Local).....	No	18.67	-	19.67	19.33	-	21.00	24.33	25.00	38.33	27.00	19.67	-	

Table 10 : Average Retail Price of Goods and Services by Region and Selected Market Places - Group 10 Market Places (Cont'd)

August 2006  
Nehase 1998

		R E G I O N   A N D   M A R K E T   P L A C E S												ADDIS ABABA AVERAGE
ITEM	UNIT	A D D I S   A B A B A												
		Merkato	Kera	Zenebe work	Gergi	Saris	Kotebe	Ferensay Legasion	Shola (yeka)	Asko	Addisu- Gebeya	Efoyita Gebeya	Akaki	
P R I C E   I N   B I R R														
Umbrella-Women Medium (Imported).....	No	22.33	19.33	15.67	15.00	23.33	15.67	18.33	20.00	28.33	21.67	23.33	12.00	19.58
Hand Bag (Imported Synthetic).....	No	41.67	-	41.67	33.33	43.33	-	35.00	37.67	45.00	63.33	42.67	35.00	41.87
Belt (Local) Machine Made.....	No	33.33	-	8.67	-	-	-	-	37.30	-	-	-	-	25.08
Belt (Local) Hand Made.....	No	15.00	-	-	-	-	-	-	-	-	-	-	-	15.00
<b>JEWELLERY</b>														
Seiko-21 Jewels Automatic (Men).....	No	-	-	-	-	-	-	-	-	-	-	-	-	-
Seiko-21 Jewels Automatic (Women).....	No	-	-	-	-	-	-	-	-	-	-	-	-	-
Earrings (4gm 18 carat Local).....	Pair	736.00	580.00	-	736.00	640.00	-	-	673.53	621.00	753.33	600.00	420.00	641.57
Neck Laces (6gm 21 carat Imported)....	No	1242.00	1140.00	-	-	1200.00	-	-	1231.20	1138.50	1230.00	-	-	1204.54
Rings (4gm 18 carat Local).....	No	736.00	580.00	-	736.00	640.00	-	-	673.53	621.00	753.33	600.00	-	673.22
Bracelet 20gm (18 carat Local).....	No	3680.00	2900.00	-	3680.00	3200.00	-	-	3526.67	3105.00	3766.67	-	-	3453.61
<b>LIVESTOCK AND DRAUGHT ANIMALS</b>														
<b>LIVESTOCK</b>														
Sheep (10-15Kg).....	No	253.33	223.33	266.67	-	253.33	166.67	136.33	243.33	373.33	240.00	360.00	276.67	253.91
Goat (10-15Kg).....	No	-	280.00	200.00	-	233.33	-	-	276.67	-	300.00	316.67	209.00	257.35
Heifer (2-4 Years).....	No	-	-	-	-	-	596.67	-	-	900.00	-	-	686.67	761.11
Cow (4 Years and Above).....	No	-	-	-	-	-	1026.67	-	-	1366.67	-	-	1066.67	1153.33
Bull (2-4 Years).....	No	-	-	-	-	-	703.33	-	-	1300.00	-	-	900.00	967.78
Ox (4 Years and Above).....	No	-	-	-	-	-	2166.67	-	-	4133.33	-	-	1536.67	2612.22
Hen (Indigenous).....	No	15.33	14.67	21.00	15.67	14.33	22.67	15.33	15.00	26.67	18.67	14.33	17.00	17.56
Cock (Indigenous).....	No	19.33	21.67	28.33	21.33	20.00	12.67	19.67	24.00	29.33	24.67	24.33	21.67	22.25
<b>DRAUGHT ANIMALS</b>														
Donkey.....	No	-	-	-	-	-	-	-	-	-	-	-	-	-
Horse.....	No	-	-	-	-	-	-	-	-	-	-	-	-	-

Table 10 : Average Retail Price of Goods and Services by Region and Selected Market Places - Group 10 Market Places (Cont'd)

August 2006  
Nehase 1998

ITEM	UNIT	R E G I O N   A N D   M A R K E T   P L A C E S												ADDIS ABABA AVERAGE
		A D D I S   A B A B A												
		Merkato	Kera	Zenebe work	Gergi	Saris	Kotebe	Ferensay Legasion	Shola (yeka)	Asko	Addisu- Gebeya	Efoyita Gebeya	Akaki	
P R I C E   I N   B I R R														
Mule.....	No	-	-	-	-	-	-	-	-	-	-	-	-	-
<b>FARM EQUIPMENT (INDUSTRIAL PRODUCT)</b>														
Sickel.....	No	10.67	-	22.50	11.33	8.00	9.67	10.00	17.00	-	22.00	7.33	22.00	13.81
Pick Axe ('Doma').....	No	26.67	-	25.00	25.00	24.00	24.33	24.50	-	-	25.33	22.67	26.00	24.87
'Gejera'.....	No	23.67	-	-	-	-	-	-	-	-	47.50	-	-	33.20
<b>FARM EQUIPMENT (HAND MADE)</b>														
'Mofer'.....	No	-	-	-	-	-	-	-	-	-	-	-	-	-
'Kember'.....	No	-	-	-	-	-	-	-	-	-	-	-	-	-
'Digr'.....	No	-	-	-	-	-	-	-	-	-	-	-	2.92	2.92
Plough.....	No	18.67	-	-	-	-	-	-	-	-	-	-	-	18.67
Sickel.....	No	-	-	-	-	-	-	-	-	-	-	-	-	-
'Wegel'.....	No	6.67	-	-	-	-	-	-	-	-	-	-	-	6.67
'Erfe'.....	No	-	-	-	-	-	-	-	-	-	-	-	-	-
<b>MISCELLANEOUS GOODS AND SERVICES</b>														
Coffin (Medium Quality).....	No	136.67	190.00	170.00	140.00	150.00	166.67	-	150.00	185.00	156.67	175.00	158.33	160.20
Charge for Money order .....	Once	2.65	2.60	2.65	3.40	2.60	5.00	2.60	-	2.60	1.60	2.55	2.60	2.82
Charge for Visa (for person).....	No	-	-	-	-	-	-	-	-	-	-	-	-	-

# **Group 11**

## **Market Places**

( Gambela, Shebo Kiro, Akashi, Harari Town, Dire  
Dawa, Melka Jebdu, )



Table 11 : Average Retail Price of Goods and Services by Region and Selected Market Places - Group 11 Market Places (Cont'd)

August 2006  
Nehase 1998

REGION AND MARKET PLACES										
ITEM	UNIT	GAMBELLA			GAMBELLA AVERAGE	HARARI TOWN	DIREDAWA		DIREDAWA AVERAGE	COUNTRY LEVEL AVERAGE
		Gambella	Shebo- kire	Akashi			Dire Dawa	Melka- Jebdu		
PRICE IN BIRR										
<b>CEREALS UNMILLED</b>										
'Teff' White .....	Kg	5.33	-	4.00	4.67	4.72	4.33	4.38	4.35	4.03
'Teff' Mixed.....	Kg	4.83	-	3.53	4.18	4.00	3.90	3.93	3.91	3.60
'Teff' Black (Red).....	Kg	4.50	-	3.48	3.99	3.58	3.50	3.38	3.45	3.26
Wheat White.....	Kg	3.13	-	2.11	2.52	3.17	3.50	3.00	3.38	2.87
Wheat Mixed.....	Kg	-	-	-	-	-	-	-	-	2.72
Wheat Black.....	Kg	-	-	2.25	2.25	2.73	-	-	-	2.74
Barley White.....	Kg	3.55	-	2.50	2.92	3.27	3.00	3.00	3.00	2.74
Barley Mixed.....	Kg	-	-	-	-	-	2.43	2.40	2.43	2.45
Barley Black.....	Kg	-	-	2.36	2.36	3.42	2.87	-	2.87	2.53
Barley for Beer.....	Kg	-	-	-	-	2.50	3.08	-	3.08	2.61
Maize.....	Kg	1.70	1.08	1.23	1.34	2.00	2.03	2.00	2.02	1.64
Durrah.....	Kg	-	-	-	-	-	2.33	-	2.33	2.11
Sorghum Yellow.....	Kg	-	-	-	-	-	2.87	2.75	2.81	2.50
Sorghum White.....	Kg	-	-	-	-	3.00	3.00	2.88	2.95	2.18
Sorghum Red.....	Kg	-	-	-	-	2.50	2.38	2.50	2.44	1.93
African Millet.....	Kg	-	-	2.44	2.44	-	3.00	-	3.00	2.31
Rice.....	Kg	6.00	6.00	-	6.00	5.00	4.83	5.00	4.92	5.36
Oats.....	Kg	-	-	-	-	-	-	-	-	3.29
Hulled Barley.....	Kg	-	-	-	-	-	-	-	-	3.83
<b>CEREALS MILLED</b>										
'Teff' White.....	Kg	-	-	-	-	-	-	-	-	4.45
'Teff' Mixed.....	Kg	-	-	-	-	-	-	-	-	4.11
'Teff' Black (Red).....	Kg	-	-	-	-	-	-	-	-	3.66
Wheat White.....	Kg	-	-	-	-	3.50	-	-	-	3.43
Wheat Mixed.....	Kg	-	-	-	-	-	-	-	-	3.59
Barley White.....	Kg	-	-	-	-	-	-	-	-	5.29

Table 11 : Average Retail Price of Goods and Services by Region and Selected Market Places - Group 11 Market Places (Cont'd)

August 2006  
Nehase 1998

R E G I O N   A N D   M A R K E T   P L A C E S										
ITEM	UNIT	G A M B E L L A			G A M B E L L A A V E R A G E	H A R A R I T O W N	D I R E D A W A		D I R E D A W A A V E R A G E	C O U N T R Y L E V E L A V E R A G E
		Gambella	Shebo- kire	Akashi			Dire Dawa	Melka- Jebdu		
P R I C E   I N   B I R R										
Barley Mixed.....	Kg	-	-	-	-	-	-	-	-	4.67
Maize.....	Kg	-	-	-	-	2.50	-	-	-	2.29
Oats.....	Kg	-	-	-	-	-	-	-	-	5.67
Sorghum.....	Kg	-	-	-	-	-	-	-	-	3.19
Durrah.....	Kg	-	-	-	-	-	-	-	-	2.49
'Furno Duket' Locally Processed..	Kg	-	6.00	-	6.00	4.50	4.17	4.33	4.25	4.44
<b>PULSES UNMILLED</b>										
Horse Beans.....	Kg	3.50	4.75	3.49	3.81	4.00	4.17	-	4.17	3.73
Peas White.....	Kg	-	-	-	-	5.00	-	-	-	4.12
Peas Black.....	Kg	-	-	-	-	4.25	-	-	-	3.75
Peas Mixed.....	Kg	-	-	-	-	-	4.00	-	4.00	3.61
Soya Beans.....	Kg	-	-	-	-	-	-	-	-	5.49
Chick Peas.....	Kg	3.50	4.83	4.00	4.11	4.50	4.17	4.50	4.25	4.03
Lentils.....	Kg	5.50	6.00	6.00	5.83	5.33	5.17	-	5.17	5.33
Haricot Beans.....	Kg	-	-	-	-	3.67	4.33	-	4.33	2.90
Lima Beans.....	Kg	-	-	-	-	3.00	2.60	-	2.60	2.40
Vetch.....	Kg	-	-	3.25	3.25	2.50	2.57	-	2.57	2.45
Fenugreek.....	Kg	-	13.00	-	13.00	15.67	15.00	-	15.00	11.79
<b>PULSES MILLED OR SPLIT</b>										
Horse Beans Milled.....	Kg	-	-	3.50	3.50	-	-	-	-	5.73
Peas Milled.....	Kg	-	-	3.50	3.50	-	-	-	-	6.67
Chick Peas Milled.....	Kg	-	-	-	-	-	-	-	-	7.47
Mixed Pulses Milled.....	Kg	8.00	-	-	8.00	-	-	5.55	5.55	5.97
Vetch Milled.....	Kg	-	-	-	-	4.06	-	6.42	6.42	4.69
Peas Split.....	Kg	-	6.00	5.50	5.75	5.33	6.00	-	6.00	5.66
Peas Split(Roasted).....	Kg	-	-	-	-	5.83	6.00	-	6.00	5.71

Table 11 : Average Retail Price of Goods and Services by Region and Selected Market Places - Group 11 Market Places (Cont'd)

August 2006  
Nehase 1998

R E G I O N   A N D   M A R K E T   P L A C E S										
ITEM	UNIT	G A M B E L L A			G A M B E L L A A V E R A G E	H A R A R I T O W N	D I R E D A W A		D I R E D A W A A V E R A G E	C O U N T R Y L E V E L A V E R A G E
		Gambella	Shebo- kire	Akashi			Dire Dawa	Melka- Jebdu		
P R I C E   I N   B I R R										
Horse Beans Split(Roasted).....	Kg	-	-	-	-	-	-	-	-	5.25
Lentils Split.....	Kg	8.42	8.00	-	8.21	8.00	7.67	-	7.67	7.48
Vetch Split(Roasted).....	Kg	-	-	-	-	3.67	4.00	-	4.00	3.81
Chick Peas Split(Roasted).....	Kg	-	-	-	-	-	-	-	-	6.40
Fenugreek Milled.....	Kg	12.33	-	-	12.33	22.33	-	-	-	16.74
<b>OIL SEEDS</b>										
Niger Seed.....	Kg	-	-	4.00	4.00	6.00	-	-	-	4.99
Linseed White.....	Kg	-	-	-	-	9.33	8.00	-	8.00	6.50
Linseed Black.....	Kg	-	6.00	3.00	3.75	5.00	5.83	-	5.83	4.51
Sesame Seed.....	Kg	-	8.00	6.00	6.50	-	8.33	-	8.33	6.47
Sunflower.....	Kg	-	-	-	-	4.00	4.72	5.00	4.79	3.86
Castor Beans.....	Kg	-	-	-	-	3.67	3.90	3.35	3.68	3.51
Rape Seed.....	Kg	4.00	6.00	4.00	4.29	4.00	5.28	7.14	6.02	3.72
Ground Nut Shelled.....	Kg	-	-	-	-	7.00	7.90	-	7.90	6.71
<b>PREPARED CEREAL PRODUCTS</b>										
Spaghetti (Local) Without Egg....	Kg	7.00	7.00	5.50	6.50	-	-	-	-	8.77
Pastini.....	Kg	10.00	-	-	10.00	8.00	7.83	-	7.83	9.06
Macaroni (Local) Without Egg....	Kg	7.00	7.00	5.50	6.50	6.00	5.92	6.00	5.96	5.97
'Fafa' Flour.....	kg	-	-	-	-	-	-	-	-	9.50
'Dube' Flour.....	kg	-	-	-	-	-	-	-	-	5.67
<b>BREAD AND OTHER PREPARED FOODS</b>										
'Enjera' ('Teff' Mixed).....	325gm	1.11	-	.46	.78	1.10	.98	.92	.95	.94
'Dabo' (Traditional Ambasha)..	350gm	-	-	-	-	.85	-	1.11	1.11	.93
'Dabo' (Traditional Sheleto)..	350gm	-	-	-	-	.97	.86	-	.86	.76

Table 11 : Average Retail Price of Goods and Services by Region and Selected Market Places - Group 11 Market Places (Cont'd)

August 2006  
Nehase 1998

		R E G I O N   A N D   M A R K E T   P L A C E S								
ITEM	UNIT	G A M B E L L A			GAMBELLA AVERAGE	HARARI TOWN	D I R E D A W A		DIREDAWA AVERAGE	COUNTRY LEVEL AVERAGE
		Gambella	Shebo- kire	Akashi			Dire Dawa	Melka- Jebdu		
P R I C E   I N   B I R R										
Bread Wheat (Bakery).....	350gm	1.72	1.59	1.13	1.47	1.43	2.02	1.56	1.79	1.53
Biscuits .....	150gm	2.96	3.41	-	3.18	2.63	2.73	2.73	2.73	2.45
<b>MEAT</b>										
Beef .....	Kg	24.00	20.00	26.00	23.33	34.67	32.00	-	32.00	24.90
Camel Meat .....	Kg	-	-	-	-	20.00	24.00	-	24.00	16.31
<b>FISH AND FISH PRODUCTS</b>										
Fish Fresh.....	Kg	-	-	-	-	-	-	-	-	10.41
Sardines (Imported).....	125gm	-	-	-	-	6.58	6.58	6.94	6.76	7.55
<b>DIARY PRODUCTS AND EGG</b>										
Cow Milk (Unpasteurized).....	Lt	3.00	-	3.03	3.02	5.56	4.67	3.56	4.11	3.22
Cow Milk (pasteurized).....	Lt	-	-	-	-	-	-	-	-	5.56
Camel Milk.....	Lt	-	-	-	-	3.16	3.53	3.75	3.64	3.04
Goat Milk.....	Lt	-	-	-	-	-	-	-	-	3.93
Powdered Milk (Edget).....	450gm	-	-	-	-	-	28.13	26.04	27.09	28.56
Yoghurt (Traditional).....	Lt	-	-	-	-	6.94	6.16	4.16	5.36	5.27
Cheese Cottage.....	Kg	-	-	-	-	11.67	14.67	-	14.67	6.60
Egg (Traditional).....	Dozen	-	6.00	-	6.00	6.00	6.00	6.00	6.00	5.78
<b>OILS AND FATS</b>										
Butter Unrefined.....	Kg	40.67	-	32.67	36.67	40.00	38.67	-	38.67	30.33
Cooking Oil (Imported).....	Lt	11.98	-	-	11.98	9.78	10.54	10.67	10.60	12.67
Cooking Oil (Local).....	Lt	-	-	11.11	11.11	12.00	-	-	-	11.46

Table 11 : Average Retail Price of Goods and Services by Region and Selected Market Places - Group 11 Market Places (Cont'd)

August 2006  
Nehase 1998

R E G I O N   A N D   M A R K E T   P L A C E S										
ITEM	UNIT	G A M B E L L A			G A M B E L L A AVERAGE	H A R A R I T O W N	D I R E D A W A		D I R E D A W A AVERAGE	C O U N T R Y L E V E L AVERAGE
		Gambella	Shebo- kire	Akashi			Dire Dawa	Melka- Jebdu		
P R I C E   I N   B I R R										
<b>VEGETABLES AND FRUITS</b>										
<b>VEGETABLES (FRESH)</b>										
Ethiopian Kale.....	Kg	1.52	-	.74	1.13	1.09	1.13	-	1.13	.96
Cabbage.....	Kg	-	-	1.61	1.61	1.47	1.18	1.45	1.32	1.31
Lettuce.....	Kg	-	-	-	-	5.60	1.02	2.03	1.52	2.44
Spinach.....	Kg	-	-	-	-	1.48	1.03	-	1.03	1.51
Carrot.....	Kg	-	-	2.96	2.96	1.45	1.36	1.88	1.62	1.77
Tomatoes.....	Kg	4.00	-	-	4.00	3.00	2.68	4.26	3.47	3.31
Onions.....	Kg	5.00	5.00	2.89	4.30	2.50	2.54	2.00	2.27	2.92
Garlics.....	Kg	10.67	-	8.37	9.52	7.67	7.97	7.54	7.76	8.54
Leaks.....	Kg	4.67	-	1.13	2.90	3.17	2.19	3.54	2.87	2.77
Pepper Green.....	Kg	-	-	1.14	1.14	2.33	1.69	1.79	1.74	3.88
Pumpkin.....	Kg	-	-	-	-	-	.76	-	.76	.60
Green Peas.....	Kg	-	-	-	-	4.67	-	-	-	4.10
Beet Root.....	Kg	-	-	1.13	1.13	1.48	1.36	1.71	1.53	1.60
Cauliflower.....	Kg	-	-	-	-	6.00	-	-	-	3.19
<b>FRUITS FRESH</b>										
Banana.....	Kg	-	-	-	-	4.00	4.00	2.48	3.24	2.77
Orange.....	Kg	-	-	1.35	1.35	4.83	4.00	2.56	3.28	3.78
Lemon.....	Kg	-	-	-	-	2.26	2.41	1.57	1.99	2.54
Tangerine.....	Kg	-	-	-	-	-	-	3.79	3.79	4.01
Papaya.....	Kg	-	-	-	-	4.00	3.69	3.06	3.38	2.44
Grapes.....	Kg	-	-	-	-	-	-	-	-	-
Avocado.....	Kg	-	-	-	-	5.00	-	-	-	3.16
Mango.....	Kg	-	-	-	-	2.75	4.00	2.72	3.36	3.25
Cactus.....	Kg	-	-	-	-	1.18	-	-	-	1.14

Table 11 : Average Retail Price of Goods and Services by Region and Selected Market Places - Group 11 Market Places (Cont'd)

August 2006  
Nehase 1998

ITEM	UNIT	R E G I O N   A N D   M A R K E T   P L A C E S							COUNTRY LEVEL AVERAGE	
		G A M B E L L A			GAMBELLA AVERAGE	HARARI TOWN	D I R E D A W A			DIREDAWA AVERAGE
		Gambella	Shebo- kire	Akashi			Dire Dawa	Melka- Jebdu		
P R I C E   I N   B I R R										
<b>SPICES</b>										
Pepper Whole.....	Kg	-	-	-	-	12.00	11.33	-	11.33	9.70
Black Pepper(Local).....	Kg	-	-	23.33	23.33	-	-	-	-	21.00
Long Pepper(Local).....	Kg	-	-	25.00	25.00	12.33	15.08	-	15.08	15.50
White Cumin(Bishop's Weed)Local..	Kg	9.33	12.00	-	10.00	8.67	17.50	-	17.50	11.08
Black Cumin(Local).....	Kg	12.00	16.00	10.00	11.71	13.67	18.89	16.67	18.00	14.79
Ginger Dry(Local).....	Kg	-	-	-	-	10.33	13.69	-	13.69	12.15
Ginger Wet(Local).....	Kg	4.70	-	-	4.70	5.00	4.42	-	4.42	3.51
Cloves(Imported).....	Kg	-	-	-	-	53.33	88.89	-	88.89	61.25
Cinnamon(Imported).....	Kg	-	-	33.33	33.33	-	31.74	-	31.74	23.77
Cardamon(Local).....	Kg	16.00	-	-	16.00	20.00	30.55	-	30.55	21.41
Tumeric Flour(Local).....	Kg	4.42	6.00	3.00	4.47	4.00	9.44	-	9.44	5.48
Chillies Whole.....	Kg	-	-	13.66	13.66	10.00	-	22.50	22.50	12.52
Basil Dry.....	Kg	-	-	5.19	5.19	6.67	11.67	-	11.67	9.94
<b>POTATOES, OTHER TUBERS AND STEMS</b>										
Potato.....	Kg	3.00	3.00	-	3.00	1.68	1.67	2.10	1.89	1.53
Sweet Potato.....	Kg	-	-	-	-	.98	1.24	2.25	1.49	1.05
'Kocho' (Unprocessed).....	Kg	-	-	1.37	1.37	6.67	5.00	-	5.00	2.02
'Bula'.....	Kg	-	-	1.82	1.82	10.00	9.33	-	9.33	5.68
<b>COFFEE, TEA, CHAT AND BUCK-THORN LEAVES</b>										
Tea Leaves(Local).....	100gm	2.00	-	2.00	2.00	2.00	2.00	-	2.00	2.04
Coffee Whole.....	Kg	-	-	-	-	18.89	-	-	-	8.54
Coffee Beans.....	Kg	17.83	18.00	16.00	17.28	20.00	23.33	20.24	21.79	18.30
Coffee Leaves.....	Kg	-	-	-	-	-	5.42	5.56	5.45	4.89
Buck Thorn Leaves.....	Kg	-	-	-	-	5.79	4.25	-	4.25	4.56

Table 11 : Average Retail Price of Goods and Services by Region and Selected Market Places - Group 11 Market Places (Cont'd)

August 2006  
Nehase 1998

ITEM	UNIT	R E G I O N   A N D   M A R K E T   P L A C E S								COUNTRY LEVEL AVERAGE
		G A M B E L L A			GAMBELLA AVERAGE	HARARI TOWN	D I R E D A W A		DIREDAWA AVERAGE	
		Gambella	Shebo- kire	Akashi			Dire Dawa	Melka- Jebdu		
P R I C E   I N   B I R R										
'Chat'.....	Kg	-	-	9.44	9.44	8.98	26.56	7.87	17.22	21.40
Malt-Barley.....	Kg	-	-	-	-	4.24	6.71	-	6.71	4.64
Malt-Wheat.....	Kg	-	-	-	-	4.11	-	-	-	4.50
<b>OTHER FOOD ITEMS</b>										
Salt.....	Kg	2.00	2.50	2.00	2.17	1.50	1.20	1.25	1.23	1.50
Sugar.....	Kg	9.50	10.00	8.00	9.17	6.50	6.92	7.50	7.21	8.16
Honey.....	Kg	-	-	-	-	24.00	24.33	-	24.33	18.45
Canned Tomato (Local).....	410gm	7.00	7.00	6.00	6.67	6.50	6.33	6.00	6.17	6.74
<b>FOOD TAKEN AWAY FROM HOME</b>										
Cup of Tea.....	No	.50	.50	.43	.48	.42	.50	.35	.43	.50
Cup of Coffee.....	No	1.00	.50	.73	.74	.83	1.00	.40	.70	.95
Cup of Milk.....	No	1.00	1.00	-	1.00	1.00	1.25	-	1.25	1.05
'Key Wot Yebere'.....	One Meal	6.00	6.00	-	6.00	5.00	5.67	-	5.67	6.43
'Key Wot Yebeg/Yefyel'.....	One Meal	6.00	6.00	7.00	6.33	5.67	6.00	-	6.00	6.93
<b>COST OF MILLING</b>										
Cereals.....	100Kg	20.00	-	14.00	17.00	15.00	15.00	12.50	13.75	14.51
Pulses.....	100Kg	-	-	20.00	20.00	15.00	15.00	-	15.00	16.72
Pepper Whole.....	100Kg	-	-	-	-	100.00	75.00	-	75.00	84.54
<b>BEVERAGES - NON ALCOHOLIC</b>										
Ambo Mineral Water.....	500cc	3.00	3.25	3.00	3.08	-	1.92	-	1.92	2.42
Bure Mineral Water.....	500cc	-	-	-	-	-	-	-	-	2.07
Coca Cola/Fanta.....	300cc	3.00	3.25	-	3.13	2.42	2.00	2.17	2.08	2.57

Table 11 : Average Retail Price of Goods and Services by Region and Selected Market Places - Group 11 Market Places (Cont'd)

August 2006  
Nehase 1998

R E G I O N   A N D   M A R K E T   P L A C E S										
ITEM	UNIT	G A M B E L L A			GAMBELLA AVERAGE	HARARI TOWN	D I R E D A W A		DIREDAWA AVERAGE	COUNTRY LEVEL AVERAGE
		Gambella	Shebo- kire	Akashi			Dire Dawa	Melka- Jebdu		
P R I C E   I N   B I R R										
Pepsi Cola/Mirinda.....	300cc	3.00	3.25	3.00	3.08	2.25	2.00	-	2.00	2.57
<b>BEVERAGES - ALCOHOLIC</b>										
Araki (Local).....	900cc	23.67	-	30.00	26.83	18.20	20.67	25.00	21.75	23.27
Cognac (Local).....	900cc	-	-	-	-	18.20	-	-	-	19.33
Brandy (Local).....	900cc	-	-	-	-	18.20	-	-	-	19.69
Gin (Local).....	900cc	23.67	-	30.00	26.83	18.20	18.33	25.00	20.00	23.33
Saris Wine (Normal).....	750cc	-	-	-	-	7.00	8.00	-	8.00	11.60
'Katikalla'.....	Lt	-	-	4.44	4.44	10.00	5.37	5.93	5.65	8.17
Beer (Bedele).....	330cc	3.50	3.50	3.50	3.50	-	-	-	-	3.69
Beer (Harar).....	330cc	-	-	-	-	3.00	-	3.00	3.00	3.64
Beer (Meta Abo).....	330cc	-	-	-	-	-	-	-	-	3.74
'Tella'.....	Lt	1.21	1.67	.70	1.19	1.47	1.02	1.18	1.10	.96
'Tej' (Mead).....	Lt	2.22	2.22	2.30	2.25	1.52	2.68	-	2.68	2.62
<b>CIGARETTES AND TOBACCO</b>										
<b>CIGARETTES</b>										
Nyala.....	Packet	3.37	4.00	3.00	3.46	4.00	-	-	-	3.94
Gissila.....	Packet	-	-	1.00	1.00	-	-	-	-	1.39
Rothmans.....	Packet	-	10.00	-	10.00	-	-	-	-	9.83
<b>TOBACCO</b>										
'Gaya'.....	Kg	27.78	-	24.36	26.07	-	-	-	-	15.08
<b>CLOTHING AND FOOT WEAR</b>										

Table 11 : Average Retail Price of Goods and Services by Region and Selected Market Places - Group 11 Market Places (Cont'd)

August 2006  
Nehase 1998

ITEM	UNIT	R E G I O N   A N D   M A R K E T   P L A C E S							COUNTRY LEVEL AVERAGE	
		G A M B E L L A			GAMBELLA AVERAGE	HARARI TOWN	D I R E D A W A			DIREDAWA AVERAGE
		Gambella	Shebo- kire	Akashi			Dire Dawa	Melka- Jebdu		
P R I C E   I N   B I R R										
<b>CLOTHING</b>										
Abujedid(Akaki/Bahir Dar)91cm. Meter	-	-	-	-	-	4.50	4.67	-	4.67	5.51
Abujedid(Komb./Arba Min.)150cm. Meter	10.00	-	12.00	10.80	-	-	8.00	-	8.00	8.52
Khaki(S-10,000 Twil)110cm. Meter	-	-	-	-	-	-	-	-	-	13.53
Khaki(Akaki)91cm. Meter	-	-	-	-	-	-	-	-	-	14.62
Wool-England 100%. Meter	-	-	-	-	-	-	-	-	-	191.67
Tetron(Arba Minch). Meter	-	-	-	-	-	-	-	-	-	21.49
Poplin(Dire Dawa)105cm. Meter	-	-	-	-	-	-	8.00	-	8.00	7.13
Poplin(Komb./Arba Minch)150cm. Meter	-	-	-	-	-	-	-	-	-	11.52
Nylon(Mojo). Meter	-	-	-	-	-	-	12.00	-	12.00	9.12
Polyster(Arba Minch/Awasa). Meter	-	-	-	-	-	-	21.00	-	21.00	16.21
Jersi. Meter	-	-	-	-	-	-	9.00	-	9.00	13.52
Cotton. Kg	-	-	-	-	-	8.00	-	-	-	5.85
Hisufi. Meter	-	-	-	-	-	-	-	-	-	19.96
Kefay. Meter	-	-	-	-	-	20.00	29.33	-	29.33	23.20
<b>COST OF TAILORING</b>										
Woolen Suit (Men). No	300.00	-	-	300.00	300.00	250.00	-	250.00	-	261.12
Khaki Suit (Men). No	53.33	-	-	53.33	-	51.67	-	51.67	-	52.15
Khaki Suit (Boys). No	41.67	-	-	41.67	-	36.67	-	36.67	-	30.18
Tateron Suit (Men). No	53.33	-	-	53.33	46.67	51.67	-	51.67	-	57.01
Tateron Suit (Boys). No	41.67	-	-	41.67	46.67	36.67	-	36.67	-	35.91
<b>READY-MADE / FOR ADULTS</b>										
'Netela'. No	-	-	-	-	-	-	-	-	-	28.60
'Gabi'. No	-	-	-	-	-	66.67	66.67	-	66.67	67.52

Table 11 : Average Retail Price of Goods and Services by Region and Selected Market Places - Group 11 Market Places (Cont'd)

August 2006  
Nehase 1998

ITEM	UNIT	R E G I O N   A N D   M A R K E T   P L A C E S							COUNTRY LEVEL AVERAGE	
		G A M B E L L A			GAMBELLA AVERAGE	HARARI TOWN	D I R E D A W A			DIREDAWA AVERAGE
		Gambella	Shebo- kire	Akashi			Dire Dawa	Melka- Jebdu		
P R I C E   I N   B I R R										
Shirts Long Sleeved (Local).....	No	80.00	-	55.00	67.50	-	-	-	-	40.94
Shirts Short Sleeved (Local).....	No	61.67	-	48.33	55.00	-	-	-	-	38.28
Shirts Long Sleeved (Imported)...	No	105.00	-	85.00	95.00	48.33	48.33	26.00	37.17	49.30
Shirts Short Sleeved (Imported)..	No	86.67	-	70.00	78.33	41.67	40.67	29.33	35.00	44.89
Socks (Cotton) Imported.....	Pair	-	-	8.67	8.67	5.33	-	-	-	5.57
Sweater (Local) Men.....	No	-	-	61.67	61.67	-	-	-	-	51.22
Sweater (Local) Women.....	No	-	-	48.33	48.33	-	-	-	-	39.84
Shash (Imported).....	No	-	-	10.00	10.00	11.00	8.67	-	8.67	10.40
Singlets (Local) White.....	No	11.67	-	15.00	13.33	-	-	-	-	12.80
Jeans Trouser.....	No	118.33	-	85.00	101.67	86.67	102.50	-	102.50	85.82
Woolen Suit.....	No	-	-	-	-	-	1800.00	-	1800.00	940.83
'Kemisna Netela'.....	No	-	-	-	-	106.67	146.67	-	146.67	123.99
Sweater-Men (Imported).....	No	-	-	-	-	98.33	-	-	-	89.34
Sweater-Women (Imported).....	No	-	-	-	-	55.00	-	-	-	58.85
Nylon Dress.....	No	-	-	-	-	-	-	-	-	31.00
Tetron Trouser.....	No	-	-	-	-	-	68.33	-	68.33	46.84
Leather Jacket.....	No	-	-	-	-	-	-	-	-	561.92
Under Wear China.....	No	-	-	-	-	12.67	18.00	-	18.00	12.74
Deriya .....	NO	-	-	-	-	8.33	-	6.67	6.67	10.94
Polyester Suit.....	No	-	-	-	-	-	-	-	-	173.18
Khaki Short .....	No	-	-	-	-	-	-	-	-	12.70
T-Shirts .....	No	48.33	-	58.33	53.33	36.67	35.33	-	35.33	30.12
Jogging Suit(sport tuta) .....	No	93.33	-	103.33	98.33	95.00	96.67	-	96.67	86.66
Khaki Jacket .....	No	-	-	-	-	-	101.67	-	101.67	108.22
Geldem .....	No	30.00	-	20.00	25.00	25.67	26.00	25.00	25.50	24.38

Table 11 : Average Retail Price of Goods and Services by Region and Selected Market Places - Group 11 Market Places (Cont'd)

August 2006  
Nehase 1998

REGION AND MARKET PLACES										
ITEM	UNIT	GAMBELLA			GAMBELLA AVERAGE	HARARI TOWN	DIREDAWA		DIREDAWA AVERAGE	COUNTRY LEVEL AVERAGE
		Gambella	Shebo- kire	Akashi			Dire Dawa	Melka- Jebdu		
PRICE IN BIRR										
<b>READY-MADE / FOR CHILDREN</b>										
Sweater (Local) for Boys.....	No	-	-	21.67	21.67	-	-	-	-	21.51
Socks (Imported) Cotton.....	Pair	-	-	3.00	3.00	-	-	-	-	3.18
Jeans Trouser.....	No	-	-	41.67	41.67	45.00	-	-	-	54.57
Shirt Long Sleevead(Imported)Boys. No		-	-	-	-	25.67	31.00	15.00	25.67	25.70
Sweater (England) for Girls.....	No	-	-	-	-	60.00	-	-	-	30.79
Short for Boys.....	No	-	-	-	-	-	-	-	-	7.13
Kemise(for children) .....	No	-	-	46.67	46.67	45.00	41.67	-	41.67	46.48
<b>FOOTWEAR (MEN AND WOMEN)</b>										
Arbessa Leather Shoes Men(Local)Pair	118.33	-	-	118.33	91.67	98.00	-	98.00	-	98.86
Leather,Shoes Men (Croft).....	Pair	165.00	-	126.67	145.83	-	-	-	-	140.37
Walking Shoes(imp.) Non-Leather	Pair	-	-	110.00	110.00	115.00	75.00	-	75.00	104.85
Canvas Shoes (Local) Men.....	Pair	-	-	-	-	-	-	-	-	27.53
Canvas Shoes (China) Men.....	Pair	-	-	-	-	26.33	-	-	-	28.73
Plastic Shoes (Local) Women....	Pair	-	-	7.00	7.00	5.00	6.67	8.00	7.20	6.67
Slippers Sponge Adult (China)..	Pair	8.00	-	-	8.00	7.00	7.00	7.00	7.00	6.78
Boots for Men Plastic (Local)..	Pair	-	-	35.67	35.67	47.67	-	-	-	39.46
Sendel Plastic Shoes (Imp.)....	Pair	-	-	-	-	24.33	13.50	-	13.50	15.12
Cost of Mending Shoes sole(Men).Pair	25.00	-	-	24.00	24.50	24.00	26.00	-	26.00	22.88

Table 11 : Average Retail Price of Goods and Services by Region and Selected Market Places - Group 11 Market Places (Cont'd)

August 2006  
Nehase 1998

ITEM	UNIT	R E G I O N   A N D   M A R K E T   P L A C E S							COUNTRY LEVEL AVERAGE	
		G A M B E L L A			GAMBELLA AVERAGE	HARARI TOWN	D I R E D A W A			DIREDAWA AVERAGE
		Gambella	Shebo- kire	Akashi			Dire Dawa	Melka- Jebdu		
P R I C E   I N   B I R R										
CONSTRUCTION MATERIALS, WATER, AND FUEL AND POWER										
CONSTRUCTION MATERIALS										
Cement/Bag/(Local).....	50Kg	-	-	-	-	105.00	107.00	150.00	117.75	126.36
Lime.....	Kg	-	-	-	-	1.97	3.03	3.50	3.15	1.38
Nail (7cm - 12cm).....	Kg	14.67	12.00	10.00	12.29	10.00	10.00	14.00	11.00	10.08
Nail With Cape.....	Kg	20.67	-	20.00	20.33	13.67	14.33	16.00	14.75	14.77
Corrugated Iron Sheet (.2mm).....	No	-	-	-	-	42.00	58.00	-	58.00	45.35
Wood for House Construction('Atana')..	No	-	-	-	-	16.67	7.00	-	7.00	9.39
Wall Paints-Super (Fluid) Normal.....	4Kg	69.33	-	-	69.33	62.48	60.00	-	60.00	57.90
Wall Paints-Super (Fluid) Plastic....	4Kg	-	-	-	-	90.00	90.00	-	90.00	89.10
Coarse Aggregate Gravel.....	Meter Cube	-	-	-	-	-	-	-	-	161.01
Hollow Concrete Block(20x20x40 cm Cube)No		-	-	-	-	-	3.58	-	3.58	3.94
Bricks (25cm x 12cm x 6cm).....	No	-	-	-	-	-	-	-	-	1.90
Floor Board 4m Length.....	No	-	-	-	-	-	75.00	-	75.00	50.20
Iron Pipe 6mt. (1/2 inch Wide) Local..	No	-	-	-	-	-	-	-	-	75.14
Chipwood (125cm x 250cm x 8mm).....	No	-	-	-	-	-	-	-	-	113.87
Sand.....	Meter Cube	-	-	-	-	-	-	-	-	138.74
Gutter N# 32.....	Meter	-	-	-	-	26.00	40.00	-	40.00	28.09
Window Glase (50cm x 50cm x 3mm).....	No	-	-	-	-	18.67	14.67	-	14.67	16.09
Water Tanker (1meter cube).....	No	-	-	-	-	-	-	-	-	1270.23
Stone for House Construction..	Meter Cube	-	-	-	-	-	-	-	-	41.98
Mega Paints.....	4Kg	-	-	-	-	62.48	55.00	-	55.00	56.59
Tseday Paints.....	4Kg	-	-	-	-	-	-	-	-	57.31
"Yewellel Nitaf"(Tile).....	No	-	-	-	-	-	-	-	-	7.38
WATER										
Water.....	Meter Cube	12.00	4.00	15.33	12.33	17.08	7.08	7.50	7.29	10.02

Table 11 : Average Retail Price of Goods and Services by Region and Selected Market Places - Group 11 Market Places (Cont'd)

August 2006  
Nehase 1998

REGION AND MARKET PLACES										
ITEM	UNIT	GAMBELLA			GAMBELLA AVERAGE	HARARI TOWN	DIREDAWA		DIREDAWA AVERAGE	COUNTRY LEVEL AVERAGE
		Gambella	Shebo- kire	Akashi			Dire Dawa	Melka- Jebdu		
PRICE IN BIRR										
<b>FUEL AND POWER</b>										
Fire Wood.....	Meter Cube	-	31.76	33.56	32.84	-	50.46	65.75	54.28	83.19
Charcoal.....	Kg	1.29	.65	1.35	1.10	1.93	2.07	2.01	2.05	1.67
Dung Cake.....	Kg	-	.90	-	.90	-	-	-	-	.59
Kerosine.....	Lt	4.11	-	4.44	4.31	3.24	3.25	5.10	4.17	3.92
Diesel.....	Lt	5.44	-	6.00	5.78	4.60	4.58	-	4.58	5.07
Electric.....	K.Watt	-	-	-	-	.27	.27	-	.27	.33
Matches.....	Box	.25	.30	.25	.27	.20	.20	.25	.23	.22
Candles.....	No	1.00	1.00	1.00	1.00	1.00	-	-	-	.93
Buthane Gas (Shell).....	12.5 Kg	-	-	-	-	-	-	-	-	109.33
Eveready Drycell.....	No	2.00	-	-	2.00	1.50	-	-	-	1.76
<b>FURNITURE, FURNISHING, HOUSEHOLD EQUIPMENT AND OPERATION</b>										
<b>CHAIRS, TABLES, ETC.</b>										
Table Wanza (Machine made) Varnished..	No	-	-	-	-	450.00	-	-	-	341.06
Table Wanza (Hand made) Not Varnished..	No	-	-	-	-	-	-	-	-	121.36
Chairs Wanza (Machine Made) Varnished..	No	-	-	-	-	71.67	-	-	-	85.81
Chairs Wanza (Hand Made) Varnished....	No	-	-	40.00	40.00	-	-	-	-	45.12
Cupboard Wanza (2 doors) Varnished....	No	-	-	-	-	1150.00	1350.00	-	1350.00	1154.30
Double Bed Wanza (120cm) Varnished....	No	-	-	-	-	733.33	875.00	-	875.00	663.18
Sofas (Complete).....	No	-	-	-	-	3766.67	-	-	-	3190.68
Book Shelves Wanza (3 Shelves) no Door	No	-	-	-	-	433.33	550.00	-	550.00	441.34
Chest of Drawer .....	No	-	-	-	-	583.33	1200.00	-	1200.00	648.23
<b>FURNISHINGS &amp; REPAIRS</b>										
Bed Sheet (Non-Patterned Bahir Dar)										
1.90m x 2.50m.....	Pair	-	-	70.00	70.00	-	45.00	-	45.00	54.28

Table 11 : Average Retail Price of Goods and Services by Region and Selected Market Places - Group 11 Market Places (Cont'd)

August 2006  
Nehase 1998

R E G I O N   A N D   M A R K E T   P L A C E S										
ITEM	UNIT	G A M B E L L A			G A M B E L L A AVERAGE	H A R A R I T O W N	D I R E D A W A		D I R E D A W A AVERAGE	C O U N T R Y L E V E L AVERAGE
		Gambella	Shebo- kire	Akashi			Dire Dawa	Melka- Jebdu		
P R I C E   I N   B I R R										
Bed Sheet(Patterned Kombolcha) 1.90m x 2.50m.....	Pair	118.33	-	-	118.33	-	80.00	-	80.00	83.49
Bed Cover(Patterned Kombolcha).....	No	-	-	-	-	-	-	-	-	56.97
Blanket Woolen(Debre B.)160cm x 220cm. No	No	-	-	78.33	78.33	77.67	80.00	-	80.00	84.36
Mattress-Sponge (A.A Foam) 120cm.....	No	331.67	-	-	331.67	315.00	230.00	-	230.00	286.36
Towel-Local (Kombolcha).....	No	-	-	-	-	-	-	-	-	13.07
<b>EARTHEN WARE</b>										
Water Pot.....	No	11.00	-	3.33	7.17	-	-	-	-	7.38
'Jebena' Medium Size.....	No	8.67	-	4.50	7.00	4.00	4.00	-	4.00	3.52
'Mitad' (Griddle of Clay).....	No	12.00	-	22.50	16.20	19.00	23.67	-	23.67	14.24
Local Stove '(Lakech).....	No	-	-	8.00	8.00	10.00	12.00	-	12.00	10.62
Cup for Coffee (China).....	No	1.50	-	1.00	1.25	1.50	1.25	-	1.25	1.27
Plate Clay (imported).....	No	5.00	-	4.00	4.50	4.00	4.00	-	4.00	4.20
<b>STRAW, BAMBOO AND OTHERS</b>										
'Sefed'.....	No	-	-	10.33	10.33	10.00	11.00	-	11.00	9.07
Sack 100Kg Capacity.....	No	-	-	-	-	9.00	7.33	-	7.33	6.58
<b>METAL WARE</b>										
Cooking Pan Medium (Local).....	No	26.67	-	25.00	25.83	27.33	-	-	-	29.20
Tray (Nickel) Medium N <sup>o</sup> 45 Local.....	No	-	-	-	-	-	-	-	-	15.17
Electric 'Mitad' Aluminium.....	No	-	-	-	-	-	480.00	-	480.00	427.98
Gas Stove (Kerosine) China.....	No	-	-	-	-	35.00	34.67	-	34.67	37.10
Refrigerator.....	No	-	-	-	-	-	3700.00	-	3700.00	2505.73

Table 11 : Average Retail Price of Goods and Services by Region and Selected Market Places - Group 11 Market Places (Cont'd)

August 2006  
Nehase 1998

R E G I O N   A N D   M A R K E T   P L A C E S										
ITEM	UNIT	G A M B E L L A			GAMBELLA AVERAGE	HARARI TOWN	D I R E D A W A		DIREDAWA AVERAGE	COUNTRY LEVEL AVERAGE
		Gambella	Shebo- kire	Akashi			Dire Dawa	Melka- Jebdu		
P R I C E   I N   B I R R										
<b>PLASTIC WARE (LOCAL MADE)</b>										
Jerrycan (20 Litres).....	No	17.00	-	14.00	15.50	15.00	-	-	-	19.44
Bucket (20 Litres).....	No	17.33	-	16.00	16.67	20.00	16.67	20.00	17.50	16.44
<b>GLASS WARE</b>										
Glass for Tea (Duralax).....	No	3.42	-	2.00	2.71	-	3.92	-	3.92	3.46
<b>OTHER HOUSEHOLD EQUIPMENT</b>										
Kerosine Lamp.....	No	24.50	-	-	24.50	-	21.67	25.00	22.50	20.01
'Kuraz' Small Local Kerosine Lamp.....	No	-	-	-	-	1.00	1.00	-	1.00	1.14
Flash Light.....	No	7.00	-	7.00	7.00	6.33	6.67	5.83	6.25	6.81
Electric Bulb Philips(40/60 Watt).....	No	3.00	-	-	3.00	2.00	2.50	2.17	2.30	2.21
<b>HOUSEHOLD OPERATION</b>										
Hard Soap (Local).....	200gm	2.67	1.80	2.00	2.16	2.00	-	-	-	1.97
Hard Soap (Imported).....	200gm	3.33	2.80	2.50	2.88	1.74	-	1.67	1.67	2.36
Detergent (Omo).....	50gm	2.08	-	3.00	2.54	.56	.64	.50	.57	1.14
Incense.....	Kg	-	7.67	7.00	7.33	10.00	10.28	-	10.28	11.37
Sandal Wood.....	No	.25	.30	.25	.27	.25	.13	.25	.19	.25
Toilet Paper (Mamko).....	Roll	3.25	3.25	3.00	3.17	3.00	-	3.50	3.50	3.06
<b>DRY CLEANING</b>										
Dry Cleaning (Suit Men).....	No	-	-	-	-	15.00	18.00	-	18.00	16.81

Table 11 : Average Retail Price of Goods and Services by Region and Selected Market Places - Group 11 Market Places (Cont'd)

August 2006  
Nehase 1998

R E G I O N   A N D   M A R K E T   P L A C E S										
ITEM	UNIT	G A M B E L L A			GAMBELLA AVERAGE	HARARI TOWN	D I R E D A W A		DIREDAWA AVERAGE	COUNTRY LEVEL AVERAGE
		Gambella	Shebo- kire	Akashi			Dire Dawa	Melka- Jebdu		
P R I C E   I N   B I R R										
<b>DOMESTIC SERVICE</b>										
Maid Servant.....	Month	93.33	-	50.00	71.67	73.33	86.67	90.00	88.33	52.79
Unskilled Service (Daily Laborer)....	Day	9.33	-	7.33	8.33	10.00	10.00	10.00	10.00	9.39
Salary for Guard .....	Month	53.33	-	-	53.33	106.67	116.67	-	116.67	85.83
<b>MEDICAL CARE</b>										
Ampicillin(250 mg) Local.....	56 Caps	12.73	-	14.00	13.05	13.35	-	-	-	15.46
Dichlorophine(500 mg) Local.....	6 Pills	-	-	-	-	-	-	-	-	1.41
Tetracycline(250mg) Local.....	56 Caps	12.73	-	11.00	12.30	8.80	-	8.00	8.00	9.42
Penicillin Injection(4 Mu. Local). Bottle	-	-	-	-	-	3.38	3.25	-	3.25	3.70
Chloramphenicol(250mg) Local.....	56 Caps	-	-	-	-	12.40	11.20	-	11.20	12.13
Dipron(500mg) Local.....	20 Pills	-	-	-	-	-	-	-	-	2.17
Cough Syrup (Berantine) Local.....	125cc	-	-	-	-	-	-	-	-	8.58
Bactrim(480mg) Local.....	30 Pills	9.00	-	-	9.00	-	-	-	-	6.01
Vermox(100mg) Local.....	12 Pills	2.00	-	2.00	2.00	1.50	-	-	-	2.31
Mezel(250mg) Local.....	30 Caps	5.00	-	5.00	5.00	3.82	4.50	4.29	4.45	5.14
Asprin (300 mg) Local.....	20 Pills	4.00	-	2.50	3.63	1.31	2.00	2.00	2.00	2.14
<b>OTHER MEDICAL EXPENSES</b>										
Doctor's Fee (Government).....	per visit	2.00	-	-	2.00	1.00	1.00	1.50	1.25	2.14
Doctor's Fee (Private).....	per visit	3.00	-	-	3.00	18.33	15.00	-	15.00	9.62
Injection (Service Charge).....	Once	1.00	-	.50	.75	1.00	1.00	-	1.00	1.23
Labratory Test Fee (Private).....	Once	5.00	-	-	5.00	4.67	5.33	-	5.33	4.95
Bed Charge (gov.).....	per day	-	-	-	-	2.25	4.00	-	4.00	7.02

Table 11 : Average Retail Price of Goods and Services by Region and Selected Market Places - Group 11 Market Places (Cont'd)

August 2006  
Nehase 1998

R E G I O N   A N D   M A R K E T   P L A C E S										
ITEM	UNIT	G A M B E L L A			G A M B E L L A AVERAGE	H A R A R I T O W N	D I R E D A W A		D I R E D A W A AVERAGE	C O U N T R Y L E V E L AVERAGE
		Gambella	Shebo- kire	Akashi			Dire Dawa	Melka- Jebdu		

P R I C E   I N   B I R R

**TRANSPORT AND COMMUNICATION**

**TRANSPORT**

Benzene.....	Lt	-	-	-	-	6.39	6.37	-	6.37	6.76
Motor Oil (Mobil).....	Lt	-	-	-	-	20.20	20.20	-	20.20	21.43
Car Washing and Greasing.....	No	-	-	-	-	35.00	30.67	-	30.67	29.90
Bus Fare (per km).....	Tarif	-	-	-	-	.21	.10	-	.10	.12
Bus Fare (within Town) .....	Trip	-	-	-	-	-	.75	-	.75	.51
Taxi Fare .....	Trip	-	-	-	-	1.00	1.00	-	1.00	.83
Air Plane (To Addis Ababa) .....	Trip	567.00	-	-	567.00	-	428.00	-	428.00	495.55
Animal Transport fare.....	Trip	-	-	-	-	-	-	-	-	26.37
Cart Fare.....	Trip	-	-	-	-	1.00	1.00	-	1.00	.92
Train Fare .....	Trip	-	-	-	-	-	41.00	-	41.00	43.00
Service Charge (Motor oil change)...	Once	-	-	-	-	-	-	-	-	41.55

**COMMUNICATION**

Telephone Charge (with town).....	Period	-	-	-	-	-	.20	-	.20	.29
Telephone Charge to Addis Ababa....	Period	-	-	-	-	-	-	-	-	2.38
Telephone Line Installation Charge..	Once	355.75	-	-	355.75	-	283.30	-	283.30	308.28

**ENTERTAINMENT AND EDUCATION**

**EQUIPMENT AND ACCESSORIES**

T.V. Set Philips 21 inch(Colored).....	No	-	-	-	-	1716.67	1990.00	-	1990.00	2518.14
Cassette Recorded Original(Local Music)No	10.00	-	10.00	10.00	10.00	10.00	9.00	-	9.00	9.47
Radio Set Philips 3 Band.....	No	-	-	-	-	150.00	-	-	-	137.53
Tape Recorder National (2 Speaker)....	No	583.33	-	136.67	360.00	246.67	425.00	-	425.00	256.80
Expense for Photograph(Passport size)4Pho	4.00	-	4.00	4.00	4.00	6.00	4.00	4.00	4.00	4.43

Table 11 : Average Retail Price of Goods and Services by Region and Selected Market Places - Group 11 Market Places (Cont'd)

August 2006  
Nehase 1998

R E G I O N   A N D   M A R K E T   P L A C E S										
ITEM	UNIT	G A M B E L L A			GAMBELLA AVERAGE	HARARI TOWN	D I R E D A W A		DIREDAWA AVERAGE	COUNTRY LEVEL AVERAGE
		Gambella	Shebo- kire	Akashi			Dire Dawa	Melka- Jebdu		
P R I C E   I N   B I R R										
Newspaper (Addis Zemen).....	No	-	-	-	-	2.00	2.00	-	2.00	2.04
Theater Entrance Fee .....	Once	-	-	-	-	-	-	-	-	14.57
<b>EDUCATION</b>										
Exercise Book (50 Leaves) Local.....	No	2.00	-	2.25	2.13	2.00	-	-	-	2.15
Pencil (China).....	No	.50	-	.25	.38	.25	.25	.25	.25	.26
Ball Point-Bic England.....	No	1.50	-	1.50	1.50	1.00	1.20	1.25	1.23	1.35
Day School Fee-Public(Grade 7 & 8)..	Month	-	-	-	-	-	-	-	-	18.88
Day School Fee-Private(Grade 9-12)..	Month	-	-	-	-	-	-	-	-	137.58
Night School Fee-Government(Gr.9-12)	Month	-	-	-	-	-	-	-	-	25.12
School Uniform Fee .....	No	-	-	-	-	91.67	-	-	-	63.02
Night School Fee-Private(Grade9-12)..	Month	-	-	-	-	-	-	-	-	23.00
<b>PERSONAL CARE AND EFFECTS</b>										
<b>PERSONAL CARE</b>										
Lux Toilet Soap.....	90gm	2.25	-	2.25	2.25	2.06	2.16	2.25	2.20	2.22
Blade-TOPAZ.....	No	.30	.37	.27	.31	.33	.50	.50	.50	.28
Hair Dressing (Traditional).....	No	5.50	-	2.67	3.80	2.33	-	-	-	4.39
Hair Dressing (Modern).....	No	-	-	-	-	8.00	-	-	-	8.68
Barbery (Mens Hair Cut).....	No	4.00	-	5.00	4.50	3.00	3.67	3.00	3.33	3.40
Paraffin Hair Oil.....	330cc	8.67	9.67	7.00	8.44	7.50	7.83	7.67	7.75	7.94
Zenith Hair Oil.....	330cc	8.67	10.00	-	9.33	7.00	-	-	-	7.88
Shaving Machine (medium) .....	No	-	-	-	-	29.33	-	-	-	41.00
Perfume .....	CC	71.67	-	33.33	52.50	15.67	18.67	-	18.67	26.46
<b>PERSONAL EFFECTS</b>										
Umbrella-Men Medium (Local).....	No	-	-	-	-	-	-	-	-	20.61

Table 11 : Average Retail Price of Goods and Services by Region and Selected Market Places - Group 11 Market Places (Cont'd)

August 2006  
Nehase 1998

REGION AND MARKET PLACES										
ITEM	UNIT	GAMBELLA			GAMBELLA AVERAGE	HARARI TOWN	DIREDAWA		DIREDAWA AVERAGE	COUNTRY LEVEL AVERAGE
		Gambella	Shebo- kire	Akashi			Dire Dawa	Melka- Jebdu		
PRICE IN BIRR										
Umbrella-Women Medium (Imported).....	No	-	-	-	-	18.00	14.67	-	14.67	19.51
Hand Bag (Imported Synthetic).....	No	-	-	-	-	53.33	51.00	-	51.00	41.40
Belt (Local) Machine Made.....	No	-	-	-	-	-	13.00	-	13.00	19.48
Belt (Local) Hand Made.....	No	-	-	-	-	-	2.00	-	2.00	6.92
<b>JEWELLERY</b>										
Seiko-21 Jewels Automatic (Men).....	No	-	-	-	-	250.00	200.00	-	200.00	306.36
Seiko-21 Jewels Automatic (Women).....	No	-	-	-	-	-	-	-	-	375.00
Earrings (4gm 18 carat Local).....	Pair	-	-	-	-	520.00	520.00	-	520.00	618.28
Neck Laces (6gm 21 carat Imported).....	No	-	-	-	-	1140.00	1080.00	-	1080.00	1126.68
Rings (4gm 18 carat Local).....	No	-	-	-	-	520.00	520.00	-	520.00	626.37
Bracelet 20gm (18 carat Local).....	No	-	-	-	-	2600.00	2600.00	-	2600.00	3004.83
<b>LIVESTOCK AND DRAUGHT ANIMALS</b>										
<b>LIVESTOCK</b>										
Sheep (10-15Kg).....	No	155.00	-	-	155.00	-	151.67	122.33	137.00	165.22
Goat (10-15Kg).....	No	147.50	166.67	-	159.00	-	165.00	141.67	153.33	137.86
Heifer (2-4 Years).....	No	-	-	-	-	-	656.67	-	656.67	690.96
Cow (4 Years and Above).....	No	-	-	-	-	-	1200.00	-	1200.00	1022.81
Bull (2-4 Years).....	No	-	-	-	-	-	-	-	-	862.79
Ox (4 Years and Above).....	No	-	-	-	-	-	2900.00	-	2900.00	1635.80
Hen (Indigenous).....	No	-	12.00	-	12.00	8.67	7.33	-	7.33	12.75
Cock (Indigenous).....	No	-	17.67	-	17.67	13.33	13.33	-	13.33	17.91
<b>DRAUGHT ANIMALS</b>										
.....	No	-	-	-	-	-	700.00	-	700.00	479.11
.....	No	-	-	-	-	-	-	-	-	977.92

Table 11 : Average Retail Price of Goods and Services by Region and Selected Market Places - Group 11 Market Places (Cont'd)

August 2006  
Nehase 1998

R E G I O N   A N D   M A R K E T   P L A C E S										
ITEM	UNIT	G A M B E L L A			GAMBELLA AVERAGE	HARARI TOWN	D I R E D A W A		DIREDAWA AVERAGE	COUNTRY LEVEL AVERAGE
		Gambella	Shebo- kire	Akashi			Dire Dawa	Melka- Jebdu		
P R I C E   I N   B I R R										
Mule.....	No	-	-	-	-	-	-	-	-	1533.44
<b>FARM EQUIPMENT (INDUSTRIAL PRODUCT)</b>										
Sickel.....	No	-	-	-	-	16.00	14.00	-	14.00	13.19
Pick Axe ('Doma').....	No	-	-	-	-	25.00	-	-	-	23.38
'Gejera'.....	No	-	-	-	-	22.00	19.33	-	19.33	25.24
<b>FARM EQUIPMENT (HAND MADE)</b>										
'Mofer'.....	No	-	-	-	-	-	-	-	-	24.22
'Kember'.....	No	-	-	-	-	-	-	-	-	14.93
'Digr'.....	No	-	-	-	-	-	-	-	-	4.34
Plough.....	No	-	-	-	-	25.00	14.33	-	14.33	20.86
Sickel.....	No	-	-	-	-	-	-	-	-	4.67
'Wegel'.....	No	-	-	-	-	4.33	-	-	-	5.25
'Erfe '.....	No	-	-	-	-	-	-	-	-	4.73
<b>MISCELLANEOUS GOODS AND SERVICES</b>										
Coffin (Medium Quality).....	No	-	-	-	-	185.00	153.33	-	153.33	203.77
Charge for Money order .....	Once	2.60	-	-	2.60	2.60	2.60	-	2.60	3.79
Charge for Visa (for person).....	No	-	-	-	-	-	-	-	-	-

(CONT'D) TABLE 11: AVERAGE RETAIL PRICE OF GOODS AND SERVICES BY REGION AND SELECTED MARKET PLACES - GROUP 11 MARKET PLACES (CONT'D)



Table 11 : Average Retail Price of Goods and Services by Region and Selected Market Places - Group 11 Market Places (Cont'd)

August 2006  
Nehase 1998

R E G I O N   A N D   M A R K E T   P L A C E S										
ITEM	UNIT	G A M B E L L A			G A M B E L L A A V E R A G E	H A R A R I T O W N	D I R E D A W A		D I R E D A W A A V E R A G E	C O U N T R Y L E V E L A V E R A G E
		Gambella	Shebo- kire	Akashi			Dire Dawa	Melka- Jebdu		
P R I C E   I N   B I R R										
Mule.....	No	-	-	-	-	-	-	-	-	1533.44
<b>FARM EQUIPMENT (INDUSTRIAL PRODUCT)</b>										
Sickel.....	No	-	-	-	-	16.00	14.00	-	14.00	13.19
Pick Axe ('Doma').....	No	-	-	-	-	25.00	-	-	-	23.38
'Gejera'.....	No	-	-	-	-	22.00	19.33	-	19.33	25.24
<b>FARM EQUIPMENT (HAND MADE)</b>										
'Mofer'.....	No	-	-	-	-	-	-	-	-	24.22
'Kember'.....	No	-	-	-	-	-	-	-	-	14.93
'Digr'.....	No	-	-	-	-	-	-	-	-	4.34
Plough.....	No	-	-	-	-	25.00	14.33	-	14.33	20.86
Sickel.....	No	-	-	-	-	-	-	-	-	4.67
'Wegel'.....	No	-	-	-	-	4.33	-	-	-	5.25
'Erfe'.....	No	-	-	-	-	-	-	-	-	4.73
<b>MISCELLANEOUS GOODS AND SERVICES</b>										
Coffin (Medium Quality).....	No	-	-	-	-	185.00	153.33	-	153.33	203.77
Charge for Money order .....	Once	2.60	-	-	2.60	2.60	2.60	-	2.60	3.79
Charge for Visa (for person).....	No	-	-	-	-	-	-	-	-	-

B. No-379  
Monthly

C-75

Call Number 316.63CSA  
Title Prices of Goods & Services

C-3/5