


372

FEDERAL DEMOCRATIC REPUBLIC OF ETHIOPIA

CENTRAL STATISTICAL AGENCY



PRODUCERS' PRICES OF AGRICULTURAL
PRODUCTS AT ZONE LEVEL

Monthly Statistical Report

MAY 2006 (GINBOT 1998)

ADDIS ABABA

JULY 2006

372 STATISTICAL BULLETIN 372

2/1/99

C-1/5

000 576

C-1/3 ACC-002591-95


CONTENTS

PAGE

I. Introduction	(i)
II. Objectives	(ii)
III. Scope and Coverage	(iii)
IV. Method of Data Collection	(iv)
V. Definitions	(vii)
VI. Abbreviations	(viii)

FEDERAL DEMOCRATIC REPUBLIC OF ETHIOPIA

CENTRAL STATISTICAL AGENCY



PRODUCERS' PRICES OF AGRICULTURAL PRODUCTS AT ZONE LEVEL

Monthly Statistical Report

May 2006 (GINBOT 1998)

ADDIS ABABA


JULY 2006

372 STATISTICAL BULLETIN 372

27-1P2230-2A 3/0

FEDERAL DEMOCRATIC REPUBLIC OF ETHIOPIA

CENTRAL STATISTICAL AGENCY



PRODUCERS' PRICES OF AGRICULTURAL

PRODUCTS AT ZONE LEVEL

Monthly Statistical Report

May 2006 (GIBOT 1988)

ADDIS ABABA

JULY 2006

375 STATISTICAL BULLETIN 375

PREPARED AND PRINTED BY
CENTRAL STATISTICAL AGENCY
P.O. BOX 1143, ADDIS ABABA
Tel. 251 11 155 30 11

CONTENTS

	PAGE
I. Introduction	(II)
II. Objectives	(III)
III. Scope and Coverage	(IV)
IV. Method of Data Collection	(IV)
V. Definitions	(VIII)
VI. Note	(VIII)

Statistical Tables

Table 1 - Average Producers' Prices of Agricultural Products in Rural Areas by Zone, Tigray and Afar Regions, MAY 2006 (GINBOT 1998)	3
Table 2 - Average Producers' Prices of Agricultural Products in Rural Areas by Zone, Amhara Region, MAY 2006 (GINBOT 1998)	11
Table 3- Average Producers' Prices of Agricultural Products in Rural Areas by Zone, Oromiya Region, MAY 2006 (GINBOT 1998)	19
Table 4- Average Producers' Prices of Agricultural Products in Rural Areas by Zone, Somali and Benishangul Gumuz Regions, MAY 2006 (GINBOT 1998)	27
Table 5a - Average Producers' Prices of Agricultural Products in Rural Areas of ten Zones of SNNP Region, MAY 2006 (GINBOT 1998)	35
Table 5b - Average Producers' Prices of Agricultural Products in Rural Areas of Special Weredas/Zone of SNNP Region, MAY 2006 (GINBOT 1998)	43
Table 6 - Average Producers' Prices of Agricultural Products in Rural Areas by Zone, Gambela, Harari, Addis Ababa and Dire Dawa Regions, MAY 2006 (GINBOT 1998)	51

I. Introduction

The Central Statistical Authority (CSA) has been conducting the Rural Integrated Household Survey Program (RIHSP) since 1980/81 (1973 Ethiopian Calendar). As part of the RIHSP the rural producers' prices of agricultural products survey is being conducted on a monthly basis since June 1981 in selected Farmers' Associations, (currently Enumeration Areas, EAs).

In an effort to fulfill data users demand, the CSA has been providing price data at zone level since September 1997. This report provides information on monthly average producers' prices of agricultural products on the basis of the current administrative hierarchy, i.e., Regions and zones. Due to lack of adequate space to accommodate the data for all zones and Regions over one page, the price data of the zones and Regions are presented in six tables as follows:

Table 1 refers to monthly average producers' prices of agricultural products in Tigray Region at zone level (i.e., North West Tigray, Western Tigray, Central Tigray, Eastern Tigray and Southern Tigray zones) and Afar Region and two of its zones (zone 1 and zone 3).

Table 2 presents monthly average producers' prices of agricultural products in Amhara Region by zone (i.e., North Gondar, South Gondar, North Wello, South Wello, North Shewa, East Gojam, West Gojam, Wag Hemra, Awi and Oromiya Zones).

Table 3 presents monthly average producers' prices of agricultural products in Oromiya Region and its zones (i.e., West Wellega, East Wellega, Illubabor, Jimma, West Shewa, North Shewa, East Shewa, Arssi, West Harerge, East Harerge, Bale, Borena and South West Shewa Zones).

Table 4 displays monthly average producers' prices of agricultural products in Somali Region and three of its zones (i.e., Shinile, Jigjiga and Liben) and Benishangul-Gumuz Region and its zones (i.e., Metekel, Asosa and Kamashi zones).

Table (5a) presents monthly average producers' prices of agricultural products in Southern Nations, Nationalities and Peoples, SNNP, Region and its zones (i.e., Gurage, Hadiya, Kembat- Tembaro, Sidama, Gedeo, Wolayita and South Omo Zones and Shaka, Kaffa and Gamogofa special weredas).

Table (5b) refers to monthly average producers' prices of agricultural products in Southern Nations, Nationalities and Peoples, SNNP, Region and its zones (i.e., Bench-Maji, Yem special wereda, Amaro special wereda, Burji special wereda, Konso special wereda, Dirashe special wereda, Dawro special wereda, Basketo special wereda, Konta special wereda, Siltie special wereda, and Alaba special wereda).

Table 6 provides monthly average producers' prices of agricultural products in Gambella Region and its zones (i.e., zone 1 and zone 2), Harari Region, Addis Ababa Administrative Council and its zones (i.e., zone 3 and zone 6), Dire Dawa Administrative Council and national average.

Earlier issues on the monthly producers' prices include Statistical Bulletins 44, 59, 65, 85, 95, 105, 116, 122, 137, 142, 148, 149, 155, 162, 166, 173, 176, 181, 188, 190, 199, 211, 212, 219, 239, 240, 241, 250, 251, 260, 268, 273, 277, 291, 292, 293, 294, 298, 300, 303, 306, 311, 312, 314, 315, 316, 318, 322, 324, 326, 328, 333, 334, 336, 338, 341, 343, 344, 353, 354, 357, 359, 363, 364, 367 and 369.

II. Objectives

The objectives of the survey are to:

- help policy makers take decisions on production and distribution of agricultural products;
- study the level of producers' price of agricultural products charged by farmers;
- study the disparities between prices at various distribution levels;

- study changes in the economy;
- help in the valuation of output for national accounts;
- construct producers' price indices and volume of production with respect to agricultural products.

III. Scope and Coverage

The scope and coverage of the agricultural producers' price survey are constantly under review and necessary improvements are effected from time to time in an effort to incorporate commodities mostly produced by private peasants. Consequently, starting from September 1998, the number of rural enumeration areas covered in price survey has reduced from 1420 to 446. The survey currently covers about 99 selected agricultural products in about 446 Enumeration Areas at country level as compared to 65 products in 361 Farmers' Association Areas in June 1981.

The major groups of agricultural products covered by the survey include cereals, pulses, oil seeds, vegetables and fruits, potatoes and other tubers, dairy products and eggs, spices, other food items and stimulants, livestock, and hides and skins.

IV. Method of Data Collection

Agricultural producers' price is collected from private peasant households or producers' cooperatives in the selected EAs in each month of the Ethiopian Calendar year, (September to August). Information on producers' price could only be collected from peasants or producers' cooperatives if and only if their own produce is sold during the survey month. For each agricultural product a maximum of three quantity and price quotations are collected from three different private peasants or producers' cooperatives. A Kitchen balance is used to measure the quantities sold by the producer. The data collection on producers' price is done over the 30 days of the month depending upon the work load of the enumerator and the selling habits of the producers.

Table A: Distribution of Planned and Covered Eas by Reporting level(Producer Price)**May 2006**

Reporting level	Number of Sample Eas	
	Planned	Covered
Tigray	34	34
North West Tigray	6	6
Central Tigray	10	10
East Tigray	7	7
South Tigray	8	8
Western Tigray	3	3
Afar	6	6
Zone 1	3	3
Zone 3	3	3
Amhara	106	106
North Gonder	15	15
South Gonder	11	11
North Wello	8	8
South Wello	14	14
North Shewa	18	18
East Gojam	13	13
West Gojam	11	11
Wag Hemra	3	3
Awi	6	6
Oromiya Zone	7	7
Oromiya	157	154
West Wellega	17	17
East Wellega	17	17
Illubabore	11	11
Jimma	11	11
West Shewa	10	10
North Shewa	10	9
East Shewa	10	10
Arssi	16	16
West Harerge	9	8
East Harerge	13	13
Bale	15	15
Borena	10	9
South West Shewa	8	8

Table A (Continued): May 2006

Reporting level	Number of Sample Eas	
	Planned	Covered
Somali	8	5
Shinile	2	1
Jigiga	3	2
Liben	3	2
Benishangul-Gumuz	19	18
Metekel	7	6
Asosa	7	7
Kemashi	5	5
SNNP	99	97
Gurage	8	8
Hadiya	4	4
Kembata-Tembaro	5	5
Sidama	9	9
Gedeo	4	4
Walayta	7	7
South Omo	5	5
Shaka	3	3
Kaffa	8	8
Gamogofa	11	11
Bench-Maji	8	6
Yem special wereda	2	2
Amaro special wereda	2	2
Burji special wereda	2	2
Konso special wereda	2	2
Dirashe special wereda	2	2
Dawro special wereda	5	5
Basketo special wereda	2	2
Konta special wereda	2	2
Silte special wereda	6	6
Alaba special wereda	2	2

Table A (Continued): May 2006

Reporting level	Number of Sample Eas	
	Planned	Covered
Gambella	0	0
Zone 1	0	0
Zone 2	0	0
Harari	2	2
Addis Ababa	3	3
Zone 3	2	2
Zone 6	1	1
Dire Dawa	2	2
TOTAL	436	427

V. Definitions

- **Producers' price:** Agricultural producers' price is defined as the price of the transaction carried out by the peasant/ producer at the first point of sale for a clearly specified agricultural product. In most cases this price July not correspond to the farm-gate price as the farmer sells his product at a place outside his farm.
- **Enumeration Area:** Enumeration Area in rural is a locality that is less than or equal to farmers' association areas and mostly consists of about 150-200 households.
- **Farmers' Association:-** It is the lowest administrative unit in a settled rural area with its own jurisdiction. It is an association of rural dwellers formed by the inhabitants of a given area whose members are engaged either in agricultural or non-agricultural activities.

VI. Note

- ◆ The average column provides a simple arithmetic average price for each product.
- ◆ The symbol "-" is used for data not available or doubtful.

Table 1: Average Producers' Prices of Agricultural Products in Rural Areas by Zone, Tigray and Afar Regions

Crop	TIGRAY				AFAR	Total
	Central Tigray	Eastern Tigray	Southern Tigray	Western Tigray		
WHEAT	3.20	3.15	3.10	3.10	3.10	3.15
BARLEY	3.20	3.15	3.10	3.10	3.10	3.15
MAIZE	2.75	2.80	2.85	2.85	2.85	2.85
BEANS	3.00	3.05	3.10	3.10	3.10	3.10
PEAS	3.00	3.05	3.10	3.10	3.10	3.10
VEGETABLES	3.00	3.05	3.10	3.10	3.10	3.10
FRUITS	3.00	3.05	3.10	3.10	3.10	3.10
... (many more rows) ...						
TOTAL	3.15	3.10	3.10	3.10	3.10	3.15

Table 1: Average Producers' Prices of Agricultural Products in Rural Areas by Zone, Tigray and Afar Regions (Cont'd)

May 2006
Ginbot 1998

P R I C E I N B I R R

ITEM	UNIT	T I G R A Y					Tigray Average	A F F A R		Afar Average
		North West Tigray	Central Tigray	Eastern Tigray	Southern Tigray	Western Tigray		Zone 1	Zone 3	
		K I L L I L A N D Z O N E S								

CEREALES UNMILLED

'TEFF' WHITE.....	Kg	3.39	3.54	3.24	3.39	2.53	3.24	-	3.19	3.19
'TEFF' MIXED.....	Kg	3.00	3.11	3.04	2.91	2.21	2.97	-	2.74	2.74
'TEFF' BLACK.....	Kg	2.73	2.94	2.83	2.82	2.30	2.76	-	-	-
WHEAT WHITE.....	Kg	-	2.49	2.04	2.33	1.83	2.21	-	-	-
WHEAT MIXED.....	Kg	-	-	-	1.99	-	1.99	-	-	-
WHEAT BLACK.....	Kg	-	-	2.31	2.83	-	2.62	-	-	-
BARLEY WHITE.....	Kg	-	2.27	2.01	1.93	1.86	2.03	-	-	-
BARLEY MIXED.....	Kg	-	-	1.86	-	-	1.86	-	-	-
BARLEY BLACK.....	Kg	-	-	-	1.65	-	1.65	-	-	-
BARLEY /FOR BEER/.....	Kg	-	-	-	-	-	-	-	-	-
'SENEF KOLO GEBIS'.....	Kg	-	-	-	-	-	-	-	-	-
MAIZE.....	Kg	1.46	1.84	-	1.60	.95	1.53	1.26	1.98	1.46
DURRAH.....	Kg	2.22	1.79	1.83	2.52	-	1.96	-	-	-
AFRICAN MILLET.....	Kg	2.28	1.96	2.40	-	1.83	2.09	-	-	-
SORGHUM YELLOW.....	Kg	1.52	-	-	1.38	-	1.48	-	2.03	2.03
SORGHUM WHITE.....	Kg	1.65	1.77	-	1.80	1.17	1.58	-	-	-
SORGHUM RED.....	Kg	1.48	1.72	-	1.47	1.06	1.48	-	2.00	2.00
SORGHUM MIXED.....	Kg	1.29	-	-	1.87	-	1.58	-	1.97	1.97
OATS WITH COVER.....	Kg	-	-	-	-	-	-	-	-	-
RICE /LOCAL/.....	Kg	-	-	-	-	-	-	-	-	-
HULLED BERLEY /'TEMEZH'/.....	Kg	-	-	-	-	-	-	-	-	-

PULSES UNMILLED

HORSE BEANS.....	Kg	3.33	2.67	3.19	2.04	2.75	2.78	-	-	-
CHICK PEAS.....	Kg	2.95	2.94	-	2.73	-	2.92	-	-	-
PEAS WHITE.....	Kg	-	2.95	-	-	-	2.95	-	-	-
PEAS MIXED.....	Kg	-	-	-	-	-	-	-	-	-
SOYA BEANS.....	Kg	-	-	-	-	-	-	-	-	-
LENTILS.....	Kg	-	3.70	4.23	3.80	-	3.76	-	-	-

Table 1: Average Producers' Prices of Agricultural Products in Rural Areas by Zone, Tigray and Afar Regions (Cont'd)

May 2006
Ginbot 1998

PRICE IN BIRR

		K I L L I L A N D Z O N E S								
ITEM	UNIT	T I G R A Y					Tigray Average	A F F A R		Affar Average
		North West Tigray	Central Tigray	Eastern Tigray	Southern Tigray	Western Tigray		Zone 1	Zone 3	
HARICOT BEANS..... Kg										
		-	-	-	-	-	-	-	-	-
LTMA BEANS..... Kg										
		2.78	1.67	-	1.82	-	2.19	-	-	-
VETCH..... Kg										
		-	2.14	2.24	2.21	-	2.20	-	-	-
FENUGREEK..... Kg										
		-	-	3.70	-	-	3.70	-	-	-
OIL SEEDS										
NIGER SEED..... Kg										
		2.72	-	-	-	2.60	2.65	-	-	-
LINSEED WHITE..... Kg										
		-	2.05	-	2.88	-	2.26	-	-	-
LINSEED BLACK..... Kg										
		2.82	2.32	2.42	2.65	1.74	2.34	-	-	-
SESAME SEED..... Kg										
		5.82	3.61	-	3.87	4.41	4.80	-	-	-
SUNFLOWER..... Kg										
		-	-	-	-	-	-	-	-	-
RAPE SEED..... Kg										
		-	-	-	-	-	-	-	-	-
CASTOR BEANS..... Kg										
		-	-	-	-	-	-	-	-	-
GROUND NUTS..... Kg										
		-	-	-	-	-	-	-	-	-
VEGETABLES										
ETHIOPIAN KALE..... Kg										
		-	-	-	-	-	-	-	-	-
CABBAGE..... Kg										
		-	3.62	1.41	1.67	-	1.55	-	-	-
LETTUCE..... Kg										
		2.57	1.88	1.18	-	-	1.88	-	-	-
SPINACH..... Kg										
		1.17	1.69	.54	-	-	1.31	-	-	-
CARROT..... Kg										
		-	1.22	-	.85	-	.97	-	-	-
TOMATO..... Kg										
		2.04	1.43	2.30	1.76	-	1.97	2.50	-	2.50
ONION..... Kg										
		2.69	2.83	2.71	2.71	4.54	2.96	-	-	-
GARLIC..... Kg										
		4.08	5.00	-	4.88	5.61	4.87	-	-	-
PEPPER GREEN..... Kg										
		6.67	6.35	4.16	5.25	-	5.85	-	-	-
GREEN PEAS..... Kg										
		-	-	-	-	-	-	-	-	-
BEET ROOT..... Kg										
		-	-	-	-	-	-	-	-	-
CAULIFLOWER..... Kg										
		-	-	-	-	-	-	-	-	-
PUMPKIN..... Kg										
		-	-	-	-	-	-	-	-	-
SUGAR CANE..... Kg										
		-	-	-	-	-	-	-	.60	.60

Table 1: Average Producers' Prices of Agricultural Products in Rural Areas by Zone, Tigray and Afar Regions (Cont'd)

 May 2006
 Ginbot 1998

PRICE IN BIRR										
K I L L I L A N D Z O N E S										
ITEM	UNIT	T I G R A Y					Tigray Average	A F F A R		Afar Average
		North West Tigray	Central Tigray	Eastern Tigray	Southern Tigray	Western Tigray		Zone 1	Zone 3	
CHILLIES.....	Kg	16.67	-	-	-	-	16.67	4.00	-	4.00
CORIANDER.....	Kg	-	-	-	-	-	-	-	-	-
'SENAFICH'.....	Kg	1.79	-	-	-	-	1.79	-	-	-
BASIL /DRY/.....	Kg	6.25	-	-	-	-	6.25	-	-	-
SAVORY /DRY/.....	Kg	-	-	-	-	-	-	-	-	-
RUE /NOT DRY/.....	Kg	-	-	-	.47	-	.47	-	-	-
LIVESTOCK										
SHEEP/CASTRATED/.....	No	233.00	214.17	239.67	266.67	-	234.40	225.00	-	225.00
LAMB.....	No	195.83	144.38	160.00	145.71	-	159.55	112.14	123.75	116.36
OTHER SHEEP/10-15Kg/.....	No	160.00	163.08	153.33	124.38	-	154.30	149.00	91.67	127.50
GOAT/CASTRATED/.....	No	365.42	280.94	306.25	192.50	415.00	323.04	231.67	160.00	203.00
KID.....	No	143.80	133.16	99.00	125.00	143.33	136.10	140.71	100.88	119.47
OTHER GOAT/10-15Kg/.....	No	202.46	133.98	139.60	95.00	201.67	159.27	135.83	86.81	111.32
CALF/1-2Years/.....	No	415.00	390.00	-	300.00	950.00	455.00	400.00	-	400.00
HEIFER/2-4Years/.....	No	869.17	825.83	561.43	700.00	1212.50	820.78	700.00	742.50	728.33
COW/4 Years & Above/.....	No	1268.21	897.00	605.00	670.00	1495.00	1101.72	-	757.50	757.50
BULL/2-4Years/.....	No	1225.36	1171.43	775.00	818.57	1387.50	1113.14	-	883.33	883.33
OX/4 Years & Above/.....	No	1415.88	1255.88	1024.00	1401.43	2130.00	1393.28	2000.00	1090.00	1241.67
PULLET/LOCAL/.....	No	12.85	12.66	13.00	10.82	14.09	12.55	-	-	-
HEN/LOCAL/.....	No	18.60	16.49	16.63	13.25	18.28	16.64	-	-	-
COCKEREL/LOCAL/.....	No	13.23	15.03	15.63	9.19	11.83	13.11	-	7.00	7.00
COCK/LOCAL/.....	No	20.25	19.30	20.10	15.08	20.06	19.11	-	-	-
DRAUGHT ANIMALS										
DONKEY /MALE/.....	No	546.67	437.86	-	400.00	750.00	499.67	300.00	-	300.00
HORSE /MALE/.....	No	-	-	-	410.00	-	410.00	-	-	-
MULE /MALE/.....	No	-	-	-	-	-	-	-	-	-
CAMEL /MALE/.....	No	-	1200.00	-	1350.00	-	1300.00	1000.00	-	1000.00

Table 1: Average Producers' Prices of Agricultural Products in Rural Areas by Zone, Tigray and Afar Regions (Cont'd)

May
Ginbot 2006
1998

P R I C E I N B I R R

ITEM	UNIT	K I L L I L A N D Z O N E S								
		T I G R A Y					Tigray Average	A F F A R		Affar Average
		North West Tigray	Central Tigray	Eastern Tigray	Southern Tigray	Western Tigray		Zone 1	Zone 3	

DAIRY PRODUCTS & EGGS

MILK/UNPASTEURIZED/.....	Lt	-	-	-	-	-	-	-	4.76	4.76
BUTTER/UNREFINED/.....	Kg	25.94	29.46	43.49	44.45	-	37.93	-	32.16	32.16
CHEESE/COTTAGE/.....	Kg	-	-	-	-	-	-	-	-	-
EGGS/LOCAL/.....	DOZEN	5.21	4.23	3.99	4.11	5.10	4.42	-	-	-

HIDES AND SKINS

BOVINE HIDES.....	No	22.25	16.63	-	13.67	15.90	18.59	-	-	-
SHEEP SKINS/DRY/.....	No	12.00	22.88	-	16.50	-	19.38	-	-	-
GOAT SKINS/DRY/.....	No	13.27	11.78	12.00	13.20	6.67	11.77	-	-	-

OTHERS

BUCKTHORN LEAVES/DRIED/.....	Kg	8.22	6.49	8.54	2.24	-	6.50	-	-	-
'CHAT'.....	Kg	-	-	46.09	-	-	46.09	-	-	-
COFFEE BEANS.....	Kg	-	-	-	16.89	-	16.89	-	-	-
COFFEE WHOLE.....	Kg	-	-	-	-	-	-	-	-	-
HONEY /NOT REFINED/.....	Kg	13.83	21.40	28.47	-	15.00	20.27	-	-	-

Table 2: Average Producers' Prices of Agricultural Products in Rural Areas by Zone, Amhara Region

Crop	A M H A R A							Average
	North Amhara	South Amhara	North Gondar	South Gondar	North Shewa	South Shewa	West Amhara	
CEREALS (TONS/HA)								
Wheat	2.77	2.60	3.08	3.20	3.27	3.21	3.27	3.23
Tritic	2.54	2.28	3.28	3.11	3.54	3.14	3.51	3.27
Barley	2.78	2.54	3.05	3.10	3.02	3.08	3.06	3.04
Oats	2.87	2.13	2.65	2.68	2.88	2.88	2.87	2.81
Millet	2.91	2.75	2.55	2.75	2.75	2.75	2.75	2.84
Sorghum	2.91	2.75	2.76	2.82	2.75	2.82	2.85	2.86
Maize	2.25	2.52	2.95	2.83	2.81	2.81	2.81	2.79
Beans	2.33	1.93	2.48	2.16	2.44	2.44	2.44	2.37
Peas	2.35	2.38	-	2.13	2.17	-	2.17	2.28
Lentils	-	-	-	-	-	-	-	-
Chickpeas	-	-	-	-	-	-	-	-
Soybeans	-	-	-	-	-	-	-	-
Sesame	-	-	-	-	-	-	-	-
Sunflower	-	-	-	-	-	-	-	-
Cotton	-	-	-	-	-	-	-	-
Tobacco	-	-	-	-	-	-	-	-
Coffee	1.85	1.57	2.10	2.10	1.95	2.08	1.81	1.84
Tea	1.37	1.99	2.07	2.07	1.95	2.02	1.80	1.85
Rubber	1.83	1.83	2.05	2.05	1.95	2.02	1.80	1.85
Sugarcane	1.92	1.72	2.27	2.27	2.05	2.21	1.80	1.85
Banana	1.38	1.27	2.29	2.27	2.05	2.21	1.80	1.85
Mango	1.35	2.07	2.29	2.27	2.05	2.21	1.80	1.85
Avocado	1.60	-	1.86	1.77	1.87	1.77	1.80	1.85
Pineapple	1.60	-	1.93	1.83	1.87	1.83	1.80	1.85
Citrus	-	-	-	-	-	-	-	-
Dates	-	-	-	-	-	-	-	-
Figs	-	-	-	-	-	-	-	-
Grapes	-	-	-	-	-	-	-	-
Apples	-	-	-	-	-	-	-	-
Pears	-	-	-	-	-	-	-	-
Peaches	-	-	-	-	-	-	-	-
Nuts	-	-	-	-	-	-	-	-
Cashew	-	-	-	-	-	-	-	-
Pistachio	-	-	-	-	-	-	-	-
Walnuts	-	-	-	-	-	-	-	-
Almonds	-	-	-	-	-	-	-	-
Hazelnuts	-	-	-	-	-	-	-	-
Pecans	-	-	-	-	-	-	-	-
Brazil	-	-	-	-	-	-	-	-
Pistachio	-	-	-	-	-	-	-	-
Walnuts	-	-	-	-	-	-	-	-
Almonds	-	-	-	-	-	-	-	-
Hazelnuts	-	-	-	-	-	-	-	-
Pecans	-	-	-	-	-	-	-	-
Brazil	-	-	-	-	-	-	-	-
Pistachio	-	-	-	-	-	-	-	-
Walnuts	-	-	-	-	-	-	-	-
Almonds	-	-	-	-	-	-	-	-
Hazelnuts	-	-	-	-	-	-	-	-
Pecans	-	-	-	-	-	-	-	-
Brazil	-	-	-	-	-	-	-	-
Pistachio	-	-	-	-	-	-	-	-
Walnuts	-	-	-	-	-	-	-	-
Almonds	-	-	-	-	-	-	-	-
Hazelnuts	-	-	-	-	-	-	-	-
Pecans	-	-	-	-	-	-	-	-
Brazil	-	-	-	-	-	-	-	-
Pistachio	-	-	-	-	-	-	-	-
Walnuts	-	-	-	-	-	-	-	-
Almonds	-	-	-	-	-	-	-	-
Hazelnuts	-	-	-	-	-	-	-	-
Pecans	-	-	-	-	-	-	-	-
Brazil	-	-	-	-	-	-	-	-
Pistachio	-	-	-	-	-	-	-	-
Walnuts	-	-	-	-	-	-	-	-
Almonds	-	-	-	-	-	-	-	-
Hazelnuts	-	-	-	-	-	-	-	-
Pecans	-	-	-	-	-	-	-	-
Brazil	-	-	-	-	-	-	-	-
Pistachio	-	-	-	-	-	-	-	-
Walnuts	-	-	-	-	-	-	-	-
Almonds	-	-	-	-	-	-	-	-
Hazelnuts	-	-	-	-	-	-	-	-
Pecans	-	-	-	-	-	-	-	-
Brazil	-	-	-	-	-	-	-	-
Pistachio	-	-	-	-	-	-	-	-
Walnuts	-	-	-	-	-	-	-	-
Almonds	-	-	-	-	-	-	-	-
Hazelnuts	-	-	-	-	-	-	-	-
Pecans	-	-	-	-	-	-	-	-
Brazil	-	-	-	-	-	-	-	-
Pistachio	-	-	-	-	-	-	-	-
Walnuts	-	-	-	-	-	-	-	-
Almonds	-	-	-	-	-	-	-	-
Hazelnuts	-	-	-	-	-	-	-	-
Pecans	-	-	-	-	-	-	-	-
Brazil	-	-	-	-	-	-	-	-
Pistachio	-	-	-	-	-	-	-	-
Walnuts	-	-	-	-	-	-	-	-
Almonds	-	-	-	-	-	-	-	-
Hazelnuts	-	-	-	-	-	-	-	-
Pecans	-	-	-	-	-	-	-	-
Brazil	-	-	-	-	-	-	-	-
Pistachio	-	-	-	-	-	-	-	-
Walnuts	-	-	-	-	-	-	-	-
Almonds	-	-	-	-	-	-	-	-
Hazelnuts	-	-	-	-	-	-	-	-
Pecans	-	-	-	-	-	-	-	-
Brazil	-	-	-	-	-	-	-	-
Pistachio	-	-	-	-	-	-	-	-
Walnuts	-	-	-	-	-	-	-	-
Almonds	-	-	-	-	-	-	-	-
Hazelnuts	-	-	-	-	-	-	-	-
Pecans	-	-	-	-	-	-	-	-
Brazil	-	-	-	-	-	-	-	-
Pistachio	-	-	-	-	-	-	-	-
Walnuts	-	-	-	-	-	-	-	-
Almonds	-	-	-	-	-	-	-	-
Hazelnuts	-	-	-	-	-	-	-	-
Pecans	-	-	-	-	-	-	-	-
Brazil	-	-	-	-	-	-	-	-
Pistachio	-	-	-	-	-	-	-	-
Walnuts	-	-	-	-	-	-	-	-
Almonds	-	-	-	-	-	-	-	-
Hazelnuts	-	-	-	-	-	-	-	-
Pecans	-	-	-	-	-	-	-	-
Brazil	-	-	-	-	-	-	-	-
Pistachio	-	-	-	-	-	-	-	-
Walnuts	-	-	-	-	-	-	-	-
Almonds	-	-	-	-	-	-	-	-
Hazelnuts	-	-	-	-	-	-	-	-
Pecans	-	-	-	-	-	-	-	-
Brazil	-	-	-	-	-	-	-	-
Pistachio	-	-	-	-	-	-	-	-
Walnuts	-	-	-	-	-	-	-	-
Almonds	-	-	-	-	-	-	-	-
Hazelnuts	-	-	-	-	-	-	-	-
Pecans	-	-	-	-	-	-	-	-
Brazil	-	-	-	-	-	-	-	-
Pistachio	-	-	-	-	-	-	-	-
Walnuts	-	-	-	-	-	-	-	-
Almonds	-	-	-	-	-	-	-	-
Hazelnuts	-	-	-	-	-	-	-	-
Pecans	-	-	-	-	-	-	-	-
Brazil	-	-	-	-	-	-	-	-
Pistachio	-	-	-	-	-	-	-	-
Walnuts	-	-	-	-	-	-	-	-
Almonds	-	-	-	-	-	-	-	-
Hazelnuts	-	-	-	-	-	-	-	-
Pecans	-	-	-	-	-	-	-	-
Brazil	-	-	-	-	-	-	-	-
Pistachio	-	-	-	-	-	-	-	-
Walnuts	-	-	-	-	-	-	-	-
Almonds	-	-	-	-	-	-	-	-
Hazelnuts	-	-	-	-	-	-	-	-
Pecans	-	-	-	-	-	-	-	-
Brazil	-	-	-	-	-	-	-	-
Pistachio	-	-	-	-	-	-	-	-
Walnuts	-	-	-	-	-	-	-	-
Almonds	-	-	-	-	-	-	-	-
Hazelnuts	-	-	-	-	-	-	-	-
Pecans	-	-	-	-	-	-	-	-
Brazil	-	-	-	-	-	-	-	-
Pistachio	-	-	-	-	-	-	-	-
Walnuts	-	-	-	-	-	-	-	-
Almonds	-	-	-	-	-	-	-	-
Hazelnuts	-	-	-	-	-	-	-	-
Pecans	-	-	-	-	-	-	-	-
Brazil	-	-	-	-	-	-	-	-
Pistachio	-	-	-	-	-	-	-	-
Walnuts	-	-	-	-	-	-	-	-
Almonds	-	-	-	-	-	-	-	-
Hazelnuts	-	-	-	-	-	-	-	-
Pecans	-	-	-	-	-	-	-	-
Brazil	-	-	-	-	-	-	-	-
Pistachio	-	-	-	-	-	-	-	-
Walnuts	-	-	-	-	-	-	-	-
Almonds	-	-	-	-	-	-	-	-
Hazelnuts	-	-	-	-	-	-	-	-
Pecans	-	-	-	-	-	-	-	-
Brazil	-	-	-	-	-	-	-	-
Pistachio	-	-	-	-	-	-	-	-
Walnuts	-	-	-	-	-	-	-	-
Almonds	-	-	-	-	-	-	-	-
Hazelnuts	-	-	-	-	-	-	-	-
Pecans	-	-	-	-	-	-	-	-
Brazil	-	-	-	-	-	-	-	-
Pistachio	-	-	-	-	-	-	-	-
Walnuts	-	-	-	-	-	-	-	-
Almonds	-	-	-	-	-	-	-	-
Hazelnuts	-	-	-	-	-	-	-	-
Pecans	-	-	-	-	-	-	-	-
Brazil	-	-	-	-				

Table 2: Average Producers' Prices of Agricultural Products in Rural Areas by Zone, Amhara Region (Cont'd)

May
Ginbot 2006
1998

P R I C E I N B I R R

ITEM	UNIT	K I L L I L A N D Z O N E S										Amhara Average
		A M H A R A										
		North Gondar	South Gondar	North Wello	South Wello	North Shewa	East Gojam	West Gojam	Wag Hemra	Awii	Oromiya	
CEREALS UNMILLED												
'TEFF' WHITE.....	Kg	2.77	2.60	3.69	3.39	3.71	3.01	2.71	-	2.37	3.41	3.23
'TEFF' MIXED.....	Kg	2.44	2.56	3.39	3.31	3.54	3.02	2.46	-	2.41	3.17	2.91
'TEFF' BLACK.....	Kg	2.28	2.34	3.26	3.10	3.02	3.19	2.23	2.91	2.36	-	2.66
WHEAT WHITE.....	Kg	2.47	2.13	2.60	2.69	2.58	2.20	1.98	-	1.87	-	2.31
WHEAT MIXED.....	Kg	-	2.51	2.55	2.42	2.73	2.60	-	-	1.85	-	2.44
WHEAT BLACK.....	Kg	2.21	-	2.76	2.42	-	2.97	-	2.56	-	-	2.66
BARLEY WHITE.....	Kg	2.38	2.03	2.96	2.53	2.51	2.46	2.11	2.23	1.98	2.81	2.39
BARLEY MIXED.....	Kg	2.31	1.83	2.48	2.15	2.46	2.31	2.00	-	2.37	-	2.29
BARLEY BLACK.....	Kg	2.35	-	-	3.13	2.17	1.89	1.58	-	1.79	-	2.09
BARLEY /FOR BEER/.....	Kg	-	2.24	-	-	-	-	-	-	-	-	2.24
'SENEF KOLO GEBIS'.....	Kg	-	-	-	-	-	2.68	-	-	-	-	2.68
MAIZE.....	Kg	1.26	1.57	-	2.10	-	1.73	1.30	-	1.41	1.50	1.44
DURRAH.....	Kg	1.37	1.59	2.12	2.07	1.90	1.38	1.32	-	-	-	1.78
AFRICAN MILLET.....	Kg	1.68	1.82	-	2.61	-	-	1.52	1.95	1.60	-	1.74
SORGHUM YELLOW.....	Kg	1.30	1.72	2.27	2.21	1.87	1.68	-	-	-	2.08	1.96
SORGHUM WHITE.....	Kg	1.38	-	2.00	2.17	2.01	1.75	-	-	-	1.63	1.73
SORGHUM RED.....	Kg	1.33	2.07	1.84	1.79	-	1.76	-	2.05	-	-	1.59
SORGHUM MIXED.....	Kg	1.40	-	1.93	1.85	1.61	1.53	-	-	-	1.70	1.72
OATS WITH COVER.....	Kg	-	-	-	2.56	-	-	-	-	-	-	2.56
RICE /LOCAL/.....	Kg	-	-	-	-	-	-	-	-	-	-	-
HULLED BERLEY /'TEMEZH'/.....	Kg	2.25	-	-	-	-	-	-	-	-	-	2.25
PULSES UNMILLED												
HORSE BEANS.....	Kg	2.73	2.29	2.87	2.44	2.63	2.49	2.47	1.99	2.91	-	2.53
CHICK PEAS.....	Kg	2.57	2.59	2.60	2.31	2.76	2.62	2.64	-	2.78	-	2.56
PEAS WHITE.....	Kg	-	2.00	3.84	2.72	-	2.86	2.45	-	-	-	2.79
PEAS MIXED.....	Kg	2.46	2.43	2.78	2.92	2.75	3.13	2.60	2.35	3.27	-	2.77
SOYA BEANS.....	Kg	-	-	-	-	-	-	-	-	-	-	-
LENTILS.....	Kg	3.52	3.50	4.23	4.22	4.25	4.90	-	3.27	-	-	4.06
HARICOT BEANS.....	Kg	-	2.42	-	2.41	1.79	1.81	-	-	-	-	2.31

Table 2: Average Producers' Prices of Agricultural Products in Rural Areas by Zone, Amhara Region (Cont'd)

 May
 Ginbot 2006
 1998

		PRICE IN BIRR										
		KILLIL AND ZONES										
		AMHARA										
ITEM	UNIT	North Gondar	South Gondar	North Wello	South Wello	North Shewa	East Gojam	West Gojam	Wag Hemra	Awii	Oromiya	Amhara Average
LIMA BEANS.....	Kg	-	-	-	-	2.83	-	-	-	-	-	2.83
VETCH.....	Kg	-	1.86	2.22	1.77	1.89	1.58	1.73	-	-	-	1.73
FENUGREEK.....	Kg	6.06	-	8.26	8.92	6.50	-	8.51	-	-	-	7.96
OIL SEEDS												
NIGER SEED.....	Kg	2.78	3.40	-	4.03	4.28	4.33	2.64	-	2.89	-	3.49
LINSEED WHITE.....	Kg	-	-	-	-	-	-	3.33	-	-	-	3.33
LINSEED BLACK.....	Kg	3.91	2.97	-	3.69	3.00	-	-	-	-	-	3.47
SESAME SEED.....	Kg	5.00	-	-	-	3.91	-	-	-	-	-	4.46
SUNFLOWER.....	Kg	1.87	2.06	-	-	-	-	-	-	-	-	2.00
RAPE SEED.....	Kg	2.05	2.45	-	3.82	1.72	-	2.03	-	-	-	2.57
CASTOR BEANS.....	Kg	-	-	-	7.69	-	-	-	-	1.00	-	4.35
GROUND NUTS.....	Kg	-	-	-	-	-	-	-	-	-	-	-
VEGETABLES												
ETHIOPIAN KALE.....	Kg	-	-	1.06	.86	-	.32	-	-	.56	-	.70
CABBAGE.....	Kg	-	1.41	.83	-	.79	.63	-	-	-	-	.91
LETTUCE.....	Kg	-	-	-	-	-	-	-	-	-	-	-
SPINACH.....	Kg	-	-	-	-	-	-	-	-	-	-	-
CARROT.....	Kg	-	-	1.47	1.25	-	-	-	-	-	3.80	2.17
TOMATO.....	Kg	-	-	.72	2.14	.70	-	-	-	-	-	1.06
ONION.....	Kg	2.67	2.21	2.75	4.25	2.62	2.27	1.75	-	1.70	-	2.60
GARLIC.....	Kg	4.38	-	6.00	5.50	4.41	-	6.08	5.43	-	-	5.16
PEPPER GREEN.....	Kg	-	-	6.67	10.00	1.53	8.24	-	-	-	-	5.75
GREEN PEAS.....	Kg	-	-	-	-	-	-	-	-	-	-	-
BEEF ROOT.....	Kg	-	-	2.70	1.86	-	1.56	-	-	-	-	1.97
CAULIFLOWER.....	Kg	-	-	-	-	-	-	-	-	-	-	-
PUMPKIN.....	Kg	-	-	-	-	-	-	-	-	-	-	-
SUGAR CANE.....	Kg	-	-	1.85	-	.53	-	-	-	-	1.06	.85

Table 2: Average Producers' Prices of Agricultural Products in Rural Areas by Zone, Amhara Region (Cont'd)

May
Ginbot 2006
1998

PRICE IN BIRR												
K I L L I L A N D Z O N E S												
A M H A R A												
ITEM	UNIT	North Gondar	South Gondar	North Wello	South Wello	North Shewa	East Gojam	West Gojam	Wag Hemra	Awi	Oromiya	Amhara Average
FRUITS												
BANANA.....	Kg		2.75		3.00	1.70					1.85	2.17
ORANGE.....	Kg		2.30		4.00	1.15	2.49					2.46
LEMON.....	Kg					.77						1.79
MANDARINE.....	Kg											
PAPAYA.....	Kg					1.00					1.70	1.23
GRAPES.....	Kg											
MANGO.....	Kg										.63	.63
GUAVA.....	Kg											
AVOCADO.....	Kg											
CITRON.....	Kg											
PINE APPLE.....	Kg											
CACTUS /BELES/.....	Kg											
POTATOES AND OTHER TUBERS												
POTATO.....	Kg	1.56	1.50		3.00	.74	.66	.98		.97		1.10
SWEET POTATO.....	Kg		1.92									1.92
'KOCHO'/UNPROCESSED/.....	Kg											
'BULA'.....	Kg											
'GODERE'.....	Kg											
SPICES												
PEPPER WHOLE.....	Kg	6.94	4.50		8.75			4.34			6.55	5.88
GINGER /NOT DRY/.....	Kg	1.32										1.32
WHITE CUMIN.....	Kg				6.23							6.23
BLACK CUMIN.....	Kg				16.67			11.11				13.89
TUMERIC /UNMILLED/.....	Kg											
CARDAMON.....	Kg											
FENUGREEK.....	Kg				7.81							7.81
CHILLIES.....	Kg				7.50						9.43	8.47

Table 2: Average Producers' Prices of Agricultural Products in Rural Areas by Zone, Amhara Region (Cont'd)

May 2006
Ginbot 1998

P R I C E I N B I R R

ITEM	UNIT	K I L L I L A N D Z O N E S										Amhara Average	
		A M H A R A											
		North Gondar	South Gondar	North Wello	South Wello	North Shewa	East Gojam	West Gojam	Wag Hemra	Awii	Oromiya		
CORIANDEB.....	Kg	-	2.50	-	-	-	-	-	-	-	-	-	2.50
'SENAFICH'.....	Kg	-	-	-	3.79	-	-	-	-	-	-	-	3.79
BASIL /DRY/.....	Kg	-	3.33	-	15.00	-	-	-	-	-	-	-	12.08
SAVORY /DRY/.....	Kg	-	-	-	-	-	-	-	-	-	-	-	-
RUE /NOT DRY/.....	Kg	-	-	-	-	-	-	-	-	-	-	-	-
LIVESTOCK													
SHEEP/CASTRATED/.....	No	-	265.00	295.00	256.00	342.44	489.00	300.00	-	155.00	-	-	355.52
LAMB.....	No	122.50	108.38	137.25	105.48	96.39	169.05	175.85	-	145.10	128.75	-	132.09
OTHER SHEEP/10-15Kg/.....	No	240.56	162.50	135.00	142.71	110.75	150.71	116.30	130.00	160.78	140.00	-	146.57
GOAT/CASTRATED/.....	No	337.50	275.00	-	462.50	300.00	525.00	-	172.50	160.00	292.50	-	330.48
KID.....	No	112.98	90.00	89.75	90.44	67.40	120.22	116.50	127.00	150.00	95.93	-	100.12
OTHER GOAT/10-15Kg/.....	No	176.67	131.00	145.71	151.45	131.11	67.50	173.00	101.60	102.67	121.82	-	141.03
CALF/1-2Years/.....	No	403.33	-	470.00	405.83	500.00	480.00	357.50	-	366.67	405.00	-	411.00
HEIFER/2-4Years/.....	No	636.67	632.50	684.17	560.00	445.00	650.00	845.00	500.00	500.00	625.00	-	637.71
COW/4 Years & Above/.....	No	1136.00	881.67	692.00	790.00	975.00	1055.00	792.33	750.00	966.67	639.29	-	879.85
BULL/2-4Years/.....	No	815.00	684.17	534.00	944.44	950.00	929.29	753.33	620.00	720.00	567.14	-	777.40
OX/4 Years & Above/.....	No	1450.45	1196.07	1081.25	1143.75	2119.20	1611.76	1323.00	1172.00	1295.00	1144.72	-	1483.85
PULLET/LOCAL/.....	No	7.43	4.53	7.00	6.10	6.23	8.75	7.38	8.00	9.74	7.06	-	6.84
HEN/LOCAL/.....	No	10.28	8.11	8.89	9.30	9.93	12.11	13.71	5.50	10.78	10.95	-	10.13
COCKEREL/LOCAL/.....	No	8.68	6.38	7.36	7.69	6.69	-	5.67	4.00	9.75	8.31	-	7.71
COCK/LOCAL/.....	No	13.86	9.59	11.68	10.68	11.69	13.31	12.31	9.33	12.33	12.61	-	11.86
DRAUGHT ANIMALS													
DONKEY /MALE/.....	No	365.00	255.00	306.67	350.00	300.00	348.75	426.67	-	425.00	-	-	341.11
HORSE /MALE/.....	No	837.50	-	-	646.67	850.00	-	-	-	-	-	-	744.17
MULE /MALE/.....	No	-	-	-	1750.00	2200.00	-	840.00	-	-	-	-	1635.00
CAMEL /MALE/.....	No	-	-	-	-	-	-	-	-	-	-	-	-

Table 2: Average Producers' Prices of Agricultural Products in Rural Areas by Zone, Amhara Region (Cont'd)

May
Ginbot 2006
1998

P R I C E I N B I R R

ITEM	UNIT	K I L L I L A N D Z O N E S										Amhara Average	
		A M H A R A											
		North Gondar	South Gondar	North Wello	South Wello	North Shewa	East Gojam	West Gojam	Wag Hemra	Awii	Oromiya		
DAIRY PRODUCTS & EGGS													
MILK/UNPASTEURIZED/.....	Lt	-	-	-	-	-	-	-	-	-	-	4.43	4.43
BUTTER/UNREFINED/.....	Kg	24.19	21.99	25.37	23.69	31.91	23.47	24.26	-	23.96	30.23	26.87	26.87
CHEESE/COTTAGE/.....	Kg	-	-	-	-	-	-	-	-	-	-	-	-
EGGS/LOCAL/.....	DOZEN	4.27	3.24	3.48	3.08	3.68	3.91	4.42	3.14	2.98	3.99	3.99	3.63
HIDES AND SKINS													
BOVINE HIDES.....	No	-	40.00	48.00	37.00	-	-	-	-	-	-	-	42.17
SHEEP SKINS/DRY/.....	No	-	-	21.33	26.50	-	33.20	-	22.00	-	-	-	27.73
GOAT SKINS/DRY/.....	No	12.11	14.13	13.50	14.88	11.25	-	12.00	18.00	-	14.00	-	13.64
OTHERS													
BUCKTHORN LEAVES/DRIED/.....	Kg	-	4.34	5.74	2.43	3003.34	6.78	3.90	-	1.97	-	-	523.81
'CHAT'.....	Kg	-	4.89	27.27	.63	1.89	-	-	-	-	-	-	5.72
COFFEE BEANS.....	Kg	-	19.61	21.15	19.57	15.00	-	17.00	-	-	-	-	17.88
COFFEE WHOLE.....	Kg	5.77	-	-	7.70	20.00	-	-	-	-	-	-	8.47
HONEY /NOT REFINED/.....	Kg	-	-	12.00	18.33	13.31	8.00	3.00	-	8.76	-	-	11.55

Table 3: Average Producers' Prices of Agricultural
Products in Rural Areas by Zone,
Oromiya Region

Table 3: Average Producers' Prices of Agricultural Products in Rural Areas by Zone, Oromiya Region (Cont'd)

May
Ginbot 2006
1998

PRICE IN BIRR															
K I L L I L A N D Z O N E S															
O R O M I Y A															
ITEM	UNIT													North West Shewa	Oromiya Average
		West Wellega	East Wellega	Illu-babor	Jimma	West Shewa	North Shewa	East Shewa	Arssi	West Harerge	East Harerge	Bale	Borena		
CEREALS UNMILLED															
'TEFF' WHITE.....	Kg	2.85	2.47	2.73	2.26	2.98	3.40	3.77	3.60	-	3.33	2.52	-	3.38	3.05
'TEFF' MIXED.....	Kg	2.97	2.35	2.35	2.54	2.93	3.12	3.60	3.10	2.88	2.86	2.29	-	3.00	2.72
'TEFF' BLACK.....	Kg	2.51	2.18	2.58	2.49	2.52	2.65	2.82	2.80	-	-	2.50	-	2.63	2.53
WHEAT WHITE.....	Kg	2.48	1.77	-	1.96	1.97	2.60	2.31	2.14	2.08	-	1.96	-	2.26	2.12
WHEAT MIXED.....	Kg	2.31	1.84	2.39	-	2.36	2.66	-	1.71	-	-	1.63	-	2.73	2.15
WHEAT BLACK.....	Kg	-	1.81	2.47	-	-	-	-	-	-	-	1.65	-	3.20	2.26
BARLEY WHITE.....	Kg	2.20	1.55	1.82	1.40	1.89	2.55	1.69	1.68	-	-	1.64	-	-	1.75
BARLEY MIXED.....	Kg	2.60	1.65	1.71	1.85	2.08	-	-	-	-	-	-	-	-	2.04
BARLEY BLACK.....	Kg	-	1.48	2.59	1.28	1.90	2.08	-	-	-	-	1.58	-	-	1.88
BARLEY /FOR BEER/.....	Kg	-	-	-	-	-	-	-	1.74	-	-	1.74	-	-	1.74
'SENEF KOLO GEBIS'.....	Kg	-	-	-	1.20	-	-	-	-	-	-	1.99	-	-	1.80
MAIZE.....	Kg	1.25	1.06	1.32	1.24	1.28	-	1.50	1.63	1.53	1.97	1.44	-	1.50	1.31
DURRAH.....	Kg	1.14	1.15	-	-	-	1.63	1.45	1.66	-	-	1.47	-	-	1.32
AFRICAN MILLET.....	Kg	1.45	1.38	1.80	1.92	-	-	-	-	-	-	-	-	-	1.46
SORGHUM YELLOW.....	Kg	-	-	-	-	-	1.89	-	1.60	-	-	-	-	-	1.75
SORGHUM WHITE.....	Kg	1.25	.91	1.09	1.36	1.40	1.72	-	1.80	1.90	-	-	-	-	1.24
SORGHUM RED.....	Kg	1.21	.98	1.32	1.24	1.32	1.03	-	-	1.48	2.06	1.80	-	1.60	1.32
SORGHUM MIXED.....	Kg	1.50	.85	1.73	1.23	1.76	-	-	-	1.59	1.95	-	-	-	1.54
OATS WITH COVER.....	Kg	-	-	-	-	-	-	-	-	-	-	1.45	-	-	1.45
RICE /LOCAL/.....	Kg	-	-	-	-	-	-	-	-	-	-	-	-	-	-
HULLED BERLEY /'TEMEZH'/.....	Kg	-	-	-	-	-	-	-	-	-	-	-	-	-	-
PULSES UNMILLED															
HORSE BEANS.....	Kg	2.97	2.00	2.56	2.03	2.08	2.74	-	2.12	-	-	1.97	-	-	2.41
CHICK PEAS.....	Kg	2.17	-	3.57	-	-	2.59	3.00	2.33	-	-	2.50	-	2.62	2.55
PEAS WHITE.....	Kg	3.11	-	-	2.11	2.90	4.24	3.30	3.32	-	-	1.66	-	-	2.73
PEAS MIXED.....	Kg	3.19	2.54	2.52	-	-	-	-	-	-	-	-	-	-	2.69
SOYA BEANS.....	Kg	-	-	-	-	-	-	-	-	-	-	-	-	-	-
LENTILS.....	Kg	-	-	-	-	5.35	-	-	4.72	-	-	5.53	-	4.69	5.07

Table 3: Average Producers' Prices of Agricultural Products in Rural Areas by Zone, Oromiya Region (Cont'd)

May 2006
Ginbot 1998

P R I C E I N B I R R															
K I L L I L A N D Z O N E S															
O R O M I Y A															
ITEM	UNIT														Oromiya Average
		West Wellega	East Wellega	Illu- babor	Jimma	West Shewa	North Shewa	East Shewa	Arssi	West Harerge	East Harerge	Bale	Borena	North West Shewa	
HARICOT BEANS.....	Kg	2.18	2.13	2.90	-	-	-	2.30	1.20	-	-	3.33	-	-	2.30
LIMA BEANS.....	Kg	2.01	-	-	-	-	-	-	-	-	-	-	-	-	2.01
VETCH.....	Kg	3.67	-	-	-	-	1.57	-	1.23	-	-	-	-	1.68	1.80
FENUGREEK.....	Kg	-	-	8.24	-	-	-	-	6.00	6.55	-	-	-	-	6.77
OIL SEEDS															
NIGER SEED.....	Kg	2.10	2.44	-	-	2.65	-	-	2.19	-	-	-	-	2.93	2.42
LINSEED WHITE.....	Kg	-	-	-	-	-	-	-	3.33	-	-	-	-	-	3.33
LINSEED BLACK.....	Kg	4.87	-	-	3.71	2.86	2.45	-	3.05	-	-	2.97	-	-	3.24
SESAME SEED.....	Kg	-	4.74	-	-	-	-	-	-	2.63	-	-	-	-	4.10
SUNFLOWER.....	Kg	-	-	-	-	-	1.94	-	-	-	-	-	-	-	1.94
RAPE SEED.....	Kg	3.47	2.31	2.72	-	-	-	-	1.70	2.38	-	-	-	2.50	2.98
CASTOR BEANS.....	Kg	-	-	-	-	-	-	-	-	2.76	-	3.26	-	-	2.97
GROUND NUTS.....	Kg	-	4.36	-	-	-	-	-	-	-	-	-	-	-	4.36
VEGETABLES															
ETHIOPIAN KALE.....	Kg	.57	-	.57	.39	2.04	-	.50	1.14	1.79	.87	.26	.47	-	.59
CABBAGE.....	Kg	-	-	-	-	-	-	-	-	-	.50	-	-	-	.50
LETTUCE.....	Kg	-	-	-	-	-	-	-	-	-	-	-	-	-	-
SPINACH.....	Kg	-	-	-	-	-	-	-	-	-	.50	-	-	-	.50
CARROT.....	Kg	-	-	-	-	1.00	-	-	-	-	-	-	-	-	1.00
TOMATO.....	Kg	1.34	-	.63	.85	-	-	.87	.66	-	2.50	-	-	-	1.02
ONION.....	Kg	3.80	-	-	-	3.21	3.00	-	1.40	1.75	2.91	1.72	-	-	2.31
GARLIC.....	Kg	5.65	-	-	-	4.55	-	-	-	-	-	-	-	-	5.28
PEPPER GREEN.....	Kg	4.82	1.23	1.00	1.36	2.46	-	-	-	-	3.13	1.78	-	-	2.09
GREEN PEAS.....	Kg	-	-	-	-	-	-	-	-	-	-	-	-	-	-
BEET ROOT.....	Kg	-	-	-	-	-	-	-	-	-	-	-	-	-	-
CAULIFLOWER.....	Kg	.35	-	-	-	-	.90	-	-	-	-	-	-	-	.57
PUMPKIN.....	Kg	.22	.45	-	-	-	-	-	-	-	-	-	-	-	.34
SUGAR CANE.....	Kg	.26	.39	.39	.38	.86	.79	1.00	-	-	.31	.18	.26	-	.42

Table 3: Average Producers' Prices of Agricultural Products in Rural Areas by Zone, Oromiya Region (Cont'd)

May 2006
Ginbot 1998

PRICE IN BIRR

ITEM	UNIT	K I L L I L A N D Z O N E S												Oromiya Average	
		O R O M I Y A													
		West Wellega	East Wellega	Illu-babor	Jimma	West Shewa	North Shewa	East Shewa	Arssi	West Harerge	East Harerge	Bale	Borena		North West Shewa
FRUITS															
BANANA.....	Kg	.78	.84	1.01	.87	1.62	1.78	-	1.14	1.02	1.57	1.51	-	-	1.01
ORANGE.....	Kg	-	-	-	.65	-	1.14	-	1.12	-	-	1.37	-	-	1.07
LEMON.....	Kg	-	-	-	.56	.76	-	-	-	-	-	1.59	-	.25	.84
MANDARINE.....	Kg	-	-	-	-	-	-	-	-	-	-	-	-	-	-
PAPAYA.....	Kg	1.06	-	1.08	.57	-	-	-	1.13	-	1.82	.79	-	-	.97
GRAPES.....	Kg	-	-	-	-	-	-	-	-	-	-	-	-	-	-
MANGO.....	Kg	.97	.94	1.25	.95	1.23	-	-	3.73	-	-	1.06	-	-	1.10
GUAVA.....	Kg	-	-	-	-	-	-	-	-	-	-	.74	-	-	.74
AVOCADO.....	Kg	1.05	-	-	.69	-	-	-	-	-	2.08	-	-	2.50	1.30
CITRON.....	Kg	-	-	-	-	-	-	-	-	-	-	-	-	-	-
PINE APPLE.....	Kg	-	-	-	-	-	-	-	-	-	-	-	-	-	-
CACTUS /BELES/.....	Kg	-	-	-	-	-	-	-	-	-	-	.36	-	-	.36
POTATOES AND OTHER TUBERS															
POTATO.....	Kg	2.53	.71	.61	.69	.67	-	-	.99	1.75	1.56	-	-	-	1.32
SWEET POTATO.....	Kg	-	-	-	-	.62	-	-	.56	-	-	.63	-	-	.62
'KOCHO'/UNPROCESSED/.....	Kg	-	-	-	.30	.72	-	-	-	-	-	.33	-	.68	.48
'BULA'.....	Kg	-	-	-	-	2.01	-	-	-	-	-	-	-	-	2.01
'GODERE'.....	Kg	1.00	-	-	.26	-	-	-	-	-	-	-	-	-	.56
SPICES															
PEPPER WHOLE.....	Kg	5.82	5.79	3.47	-	-	6.25	-	2.50	3.11	-	-	-	-	4.81
GINGER /NOT DRY/.....	Kg	3.29	-	2.27	-	-	-	-	-	-	-	-	-	-	3.15
WHITE CUMIN.....	Kg	-	-	-	-	-	-	-	-	-	-	-	-	-	-
BLACK CUMIN.....	Kg	-	-	10.66	-	-	-	-	-	-	-	-	-	-	-
TUMERIC /UNMILLED/.....	Kg	-	-	-	-	-	-	-	-	-	-	-	-	-	-
CARDAMON.....	Kg	-	-	-	-	-	-	-	-	-	-	-	-	-	-
FENUGREEK.....	Kg	12.50	-	-	-	-	-	-	-	-	-	-	-	-	12.50

Table 3: Average Producers' Prices of Agricultural Products in Rural Areas by Zone, Oromiya Region (Cont'd)

May
Ginbot 2006
1998

P R I C E I N B I R R															
K I L L I L A N D Z O N E S															
O R O M I Y A															
ITEM	UNIT													North West Shewa	Oromiya Average
		West Wellega	East Wellega	Illu-babor	Jimma	West Shewa	North Shewa	East Shewa	Arssi	West Harerge	East Harerge	Bale	Borena		
CHILLIES.....	Kg	2.50	-	4.80	-	-	-	-	-	-	-	-	-	-	3.65
CORIANDER.....	Kg	-	-	-	-	-	-	-	-	-	-	1.75	-	-	1.75
'SENAFICH'.....	Kg	-	-	-	-	-	-	-	-	-	-	-	-	-	-
BASIL /DRY/.....	Kg	2.50	-	-	-	-	-	-	-	-	-	-	-	-	2.50
SAVORY /DRY/.....	Kg	-	-	-	-	-	-	-	-	-	-	-	-	-	-
RUE /NOT DRY/.....	Kg	3.33	-	-	-	2.15	-	-	-	-	-	1.09	-	-	1.99
LIVESTOCK															
SHEEP/CASTRATED/.....	No	240.00	476.67	420.00	280.00	150.00	-	217.50	222.50	260.00	-	431.50	195.00	305.56	274.99
LAMB.....	No	151.06	165.00	136.00	135.00	150.91	113.13	183.75	120.82	-	94.90	146.13	84.67	141.25	138.89
OTHER SHEEP/10-15Kg/.....	No	151.46	182.69	160.71	117.33	142.50	111.00	140.56	107.33	191.67	105.00	97.93	-	107.50	135.51
GOAT/CASTRATED/.....	No	270.67	352.50	285.00	190.00	245.00	-	-	-	343.00	366.67	360.50	217.50	268.50	313.11
KID.....	No	102.67	87.13	110.00	94.38	138.75	113.33	123.33	126.88	111.14	119.93	127.23	131.50	100.00	117.34
OTHER GOAT/10-15Kg/.....	No	123.57	167.50	103.33	106.67	115.29	180.00	93.61	93.46	114.39	116.54	106.43	250.00	135.00	117.13
CALF/1-2Years/.....	No	410.00	-	465.00	366.00	461.67	358.33	-	356.67	370.00	375.00	350.40	-	-	376.33
HEIFER/2-4Years/.....	No	698.57	654.55	600.00	492.50	588.33	-	399.29	533.33	666.00	-	553.79	542.67	460.00	571.48
COW/4 Years & Above/.....	No	905.71	1053.75	943.33	910.00	1034.00	1433.33	723.94	749.58	1050.00	1150.00	747.00	646.25	608.57	844.55
BULL/2-4Years/.....	No	826.43	811.43	647.14	570.00	716.67	681.43	778.57	632.08	1201.11	945.00	616.79	670.71	750.00	731.59
OX/4 Years & Above/.....	No	1240.00	1161.18	1206.67	1060.00	1424.17	2059.09	1483.85	1617.62	1780.00	2550.00	1482.16	1327.40	1757.14	1485.04
PULLET/LOCAL/.....	No	10.92	10.17	6.79	6.57	7.79	-	10.00	6.10	5.00	4.00	4.41	4.88	11.67	7.47
HEN/LOCAL/.....	No	15.82	11.74	7.60	6.29	10.88	7.00	8.30	8.41	6.00	6.75	6.42	9.04	11.25	9.86
COCKEREL/LOCAL/.....	No	17.34	12.30	10.28	14.00	10.14	-	6.94	9.00	5.56	-	6.88	6.94	11.25	10.32
COCK/LOCAL/.....	No	24.31	18.79	21.78	13.20	16.27	13.00	11.88	13.45	8.54	9.00	9.00	13.67	15.88	15.34
DRAUGHT ANIMALS															
DONKEY /MALE/.....	No	587.50	410.00	300.00	-	400.00	-	433.33	346.67	500.00	-	499.00	-	325.00	443.32
HORSE /MALE/.....	No	-	750.00	756.00	850.00	-	-	-	1000.00	-	-	871.00	-	1866.67	1044.47
MULE /MALE/.....	No	-	-	1250.00	-	-	2500.00	-	1776.67	-	-	1765.00	-	-	1739.00
CAMEL /MALE/.....	No	-	-	-	-	-	-	727.50	-	-	-	2125.00	-	-	1426.25

Table 3: Average Producers' Prices of Agricultural Products in Rural Areas by Zone, Oromiya Region (Cont'd)

May
Ginbot 2006
1998

		P R I C E I N B I R R														
		K I L L I L A N D Z O N E S														
		O R O M I Y A														
ITEM	UNIT														North West Shewa	Dromiya Average
		West Wellega	East Wellega	Illu-babor	Jimma	West Shewa	North Shewa	East Shewa	Arssi	West Harerge	East Harerge	Bale	Borena			
DAIRY PRODUCTS & EGGS																
MILK/UNPASTEURIZED/.....	Lt	-	-	-	2.00	1.80	-	-	2.00	2.79	2.71	2.20	2.79	2.00	2.50	
BUTTER/UNREFINED/.....	Kg	27.22	22.34	23.60	25.35	24.32	30.48	31.15	32.65	26.52	-	27.83	17.47	-	26.07	
CHEESE/COTTAGE/.....	Kg	-	-	5.00	4.57	2.11	3.60	-	-	-	-	-	-	-	4.33	
EGGS/LOCAL/.....	DOZEN	6.01	4.64	4.78	4.03	4.27	3.98	3.95	3.61	3.27	3.56	2.91	3.51	4.43	4.13	
HIDES AND SKINS																
BOVINE HIDES.....	No	10.17	-	-	-	-	-	-	-	-	-	-	-	-	10.17	
SHEEP SKINS/DRY/.....	No	-	26.33	-	25.50	-	-	-	18.00	-	-	-	2.17	-	17.17	
GOAT SKINS/DRY/.....	No	-	-	-	-	-	12.50	-	-	-	-	-	2.67	10.00	7.17	
OTHERS																
BUCKTHORN LEAVES/DRIED/...	Kg	1.00	-	-	3.84	5.05	-	1.33	1.99	-	-	-	-	-	2.25	
'CHAT'.....	Kg	8.12	8.82	5.61	4.55	-	-	-	3.65	3.34	10.30	7.67	-	-	6.77	
COFFEE BEANS.....	Kg	12.43	13.78	-	13.00	-	20.00	-	-	16.36	16.43	-	-	-	14.94	
COFFEE WHOLE.....	Kg	6.23	7.38	6.47	7.24	-	-	-	7.50	7.51	9.83	6.73	-	-	6.77	
HONEY /NOT REFINED/.....	Kg	10.17	-	9.34	10.00	-	-	20.00	-	-	-	10.15	-	-	10.59	

Table 4: Average Producers' Prices of Agricultural Products in Rural Areas by Zone, Somale and Benishangul-Gumuz Regions (Cont'd)

 May 2006
 Ginbot 1998

PRICE IN BIRR

ITEM	UNIT	KILLIL AND ZONES							
		SOMALI			Somali Average	BENISHANGUL-GUMUZ			Benishangul -Gumuz Average
		Shinile	Jig Jiga	Liben		Metekel	Asosa	Kamashi	
CEREALS UNMILLED									
'TEFF' WHITE.....	Kg	-	-	-	-	-	-	2.17	2.17
'TEFF' MIXED.....	Kg	-	-	-	-	2.22	-	2.36	2.30
'TEFF' BLACK.....	Kg	-	-	-	-	2.40	2.65	-	2.60
WHEAT WHITE.....	Kg	-	-	-	-	-	-	-	-
WHEAT MIXED.....	Kg	-	-	-	-	1.60	-	-	1.60
WHEAT BLACK.....	Kg	-	-	-	-	-	-	-	-
BARLEY WHITE.....	Kg	-	-	-	-	-	-	-	-
BARLEY MIXED.....	Kg	-	-	-	-	1.74	-	-	1.74
BARLEY BLACK.....	Kg	-	-	-	-	-	-	-	-
BARLEY /FOR BEER/.....	Kg	-	-	-	-	-	-	-	-
'SENEF KOLO GEBIS'.....	Kg	-	-	-	-	-	-	-	-
MAIZE.....	Kg	-	-	-	-	1.05	1.02	.94	1.00
DURRAH.....	Kg	-	-	-	-	1.03	-	-	1.03
AFRICAN MILLET.....	Kg	-	-	-	-	1.35	1.08	1.18	1.26
SORGHUM YELLOW.....	Kg	-	-	-	-	1.66	-	1.26	1.46
SORGHUM WHITE.....	Kg	-	-	-	-	1.27	1.52	.99	1.26
SORGHUM RED.....	Kg	-	-	-	-	1.00	1.07	.90	.99
SORGHUM MIXED.....	Kg	-	-	-	-	1.00	1.23	.93	1.12
OATS WITH COVER.....	Kg	-	-	-	-	-	-	-	-
RICE /LOCAL/.....	Kg	-	-	-	-	1.90	-	-	1.90
HULLED BERLEY /'TEMEZH'/.....	Kg	-	-	-	-	-	-	-	-
PULSES UNMILLED									
HORSE BEANS.....	Kg	-	-	-	-	2.22	-	-	2.22
CHICK PEAS.....	Kg	-	-	-	-	2.51	-	-	2.51
PEAS WHITE.....	Kg	-	-	-	-	-	-	-	-
PEAS MIXED.....	Kg	-	-	-	-	-	-	-	-
SOYA BEANS.....	Kg	-	-	-	-	-	2.38	-	2.38
LENTILS.....	Kg	-	-	-	-	-	-	-	-
HARICOT BEANS.....	Kg	-	-	-	-	2.50	2.78	3.45	2.88

Table 4: Average Producers' Prices of Agricultural Products in Rural Areas by Zone, Somale and Benishangul-Gumuz Regions (Cont'd)

May 2006
Ginbot 1998

PRICE IN BIRR

		K I L L I L A N D Z O N E S							
ITEM	UNIT	S O M A L I			Somali Average	B E N I S H A N G U L - G U M U Z			Benishangul - Gumuz Average
		Shinile	Jig Jiga	Liben		Metekel	Asosa	Kamashi	
L I M A B E A N S									
LIMA BEANS.....	Kg	-	-	-	-	2.50	-	3.05	3.00
VETCH.....	Kg	-	-	-	-	-	-	-	-
FENUGREEK.....	Kg	-	-	-	-	-	-	-	-
O I L S E E D S									
N I G E R S E E D									
NIGER SEED.....	Kg	-	-	-	-	-	-	2.66	2.66
L I N S E E D									
LINSEED WHITE.....	Kg	-	-	-	-	-	-	-	-
LINSEED BLACK.....	Kg	-	-	-	-	-	-	-	-
S E S A M E S E E D									
SESAME SEED.....	Kg	-	-	-	-	-	3.54	-	3.54
S U N F L O W E R									
SUNFLOWER.....	Kg	-	-	-	-	4.46	-	3.96	4.15
R A P E S E E D									
RAPE SEED.....	Kg	-	-	-	-	-	-	-	-
C A S T O R B E A N S									
CASTOR BEANS.....	Kg	-	-	-	-	-	-	1.85	1.85
G R O U N D N U T S									
GROUND NUTS.....	Kg	-	-	-	-	3.50	-	4.93	4.93
V E G E T A B L E S									
E T H I O P I A N K A L E									
ETHIOPIAN KALE.....	Kg	-	-	-	-	-	.69	-	.69
C A B B A G E									
CABBAGE.....	Kg	-	-	-	-	-	-	-	-
L E T T U C E									
LETTUCE.....	Kg	-	-	-	-	-	-	-	-
S P I N A C H									
SPINACH.....	Kg	-	-	-	-	-	-	-	-
C A R R O T									
CARROT.....	Kg	-	-	-	-	-	-	-	-
T O M A T O									
TOMATO.....	Kg	-	-	-	-	-	-	-	-
O N I O N									
ONION.....	Kg	-	-	-	-	-	2.35	-	2.35
G A R L I C									
GARLIC.....	Kg	-	-	-	-	-	2.78	-	2.78
P E P P E R G R E E N									
PEPPER GREEN.....	Kg	-	-	-	-	-	-	-	-
G R E E N P E A S									
GREEN PEAS.....	Kg	-	-	-	-	-	-	-	-
B E E T R O O T									
BET ROOT.....	Kg	-	-	-	-	-	-	-	-
C A U L I F L O W E R									
CAULIFLOWER.....	Kg	-	-	-	-	-	-	-	-
P U M P K I N									
PUMPKIN.....	Kg	-	-	-	-	.34	-	-	.34
S U G A R C A N E									
SUGAR CANE.....	Kg	-	-	-	-	.49	-	-	.49

Table 4: Average Producers' Prices of Agricultural Products in Rural Areas by Zone, Somale and Benishangul-Gumuz Regions (Cont'd)

May 2006
Ginbot 1998

PRICE IN BIRR

		K I L L I L I A N D Z O N E S							
ITEM	UNIT	S O M A L I			Somali Average	B E N I S H A N G U L - G U M U Z			Benishangul -Gumuz Average
		Shinile	Jig Jiga	Liben		Metekel	Asosa	Kamashi	
FRUITS									
BANANA.....	Kg	-	-	.79	.79	1.54	.51	.78	.74
ORANGE.....	Kg	-	-	-	-	-	.80	-	.80
LEMON.....	Kg	-	-	-	-	-	-	-	-
MANDARINE.....	Kg	-	-	-	-	-	.67	-	.67
PAPAYA.....	Kg	-	-	-	-	-	-	-	-
GRAPES.....	Kg	-	-	-	-	1.79	.60	.22	.61
MANGO.....	Kg	-	-	-	-	-	-	-	-
GUAVA.....	Kg	-	-	-	-	-	-	-	-
AVOCADO.....	Kg	-	-	-	-	-	-	-	-
CITRON.....	Kg	-	-	-	-	-	-	-	-
PINE APPLE.....	Kg	-	-	-	-	-	-	-	-
CACTUS /BELES/.....	Kg	-	-	-	-	-	-	-	-
POTATOES AND OTHER TUBERS									
POTATO.....	Kg	-	-	-	-	-	-	-	-
SWEET POTATO.....	Kg	-	-	-	-	-	-	-	-
'KOCHO'/UNPROCESSED/.....	Kg	-	-	-	-	-	-	-	-
'BULA'.....	Kg	-	-	-	-	-	-	-	-
'GODERE'.....	Kg	-	-	-	-	-	-	-	-
SPICES									
PEPPER WHOLE.....	Kg	-	-	-	-	-	-	9.01	9.01
GINGER /NOT DRY/.....	Kg	-	-	-	-	-	-	-	-
WHITE CUMIN.....	Kg	-	-	-	-	-	-	-	-
BLACK CUMIN.....	Kg	-	-	-	-	-	-	-	-
TUMERIC /UNMILLED/.....	Kg	-	-	-	-	-	-	-	-
CARDAMON.....	Kg	-	-	-	-	-	-	-	-
FENUGREEK.....	Kg	-	-	-	-	-	9.76	-	9.76
CHILLIES.....	Kg	-	-	-	-	-	-	-	-

Table 4: Average Producers' Prices of Agricultural Products in Rural Areas by Zone, Somale and Benishangul-Gumuz Regions (Cont'd)

May 2006
Ginbot 1998

PRICE IN BIRR									
K I L L I L A N D Z O N E S									
ITEM	UNIT	S O M A L I			Somali Average	BENISHANGUL-GUMUZ			Benishangul -Gumuz Average
		Shinile	Jig Jiga	Liben		Metekel	Asosa	Kamashi	
CORIANDER.....	Kg	-	-	-	-	-	-	-	-
'SENAFICH'.....	Kg	-	-	-	-	-	-	-	-
BASIL /DRY/.....	Kg	-	-	-	-	-	-	-	-
SAVORY /DRY/.....	Kg	-	-	-	-	-	-	-	-
RUE /NOT DRY/.....	Kg	-	-	-	-	-	-	-	-
LIVESTOCK									
SHEEP/CASTRATED/.....	No	-	-	-	-	-	-	-	-
LAMB.....	No	-	-	-	-	-	-	-	-
OTHER SHEEP/10-15Kg/.....	No	-	100.00	62.50	75.00	215.00	-	175.40	182.00
GOAT/CASTRATED/.....	No	253.33	-	-	253.33	-	-	130.00	130.00
KID.....	No	113.33	-	70.00	102.50	287.50	277.50	160.00	266.43
OTHER GOAT/10-15Kg/.....	No	186.67	85.00	105.26	150.05	127.50	152.51	173.75	146.16
CALF/1-2Years/.....	No	-	-	-	-	150.00	183.33	176.00	168.83
HEIFER/2-4Years/.....	No	-	-	-	-	-	-	-	-
COW/4 Years & Above/.....	No	-	-	-	-	600.00	-	800.00	800.00
BULL/2-4Years/.....	No	-	1200.00	-	1200.00	1126.67	-	790.00	995.00
OX/4 Years & Above/.....	No	-	3000.00	-	3000.00	1056.67	900.00	790.00	941.67
PULLET/LOCAL/.....	No	-	5.00	-	5.00	1472.00	1230.00	1300.00	1379.00
HEN/LOCAL/.....	No	-	-	-	-	11.39	12.11	8.20	10.84
COCKEREL/LOCAL/.....	No	-	-	-	-	14.75	17.42	12.83	15.32
COCK/LOCAL/.....	No	-	4.00	7.02	6.26	8.98	16.75	10.70	12.35
						16.38	24.53	20.56	22.25
DRAUGHT ANIMALS									
DONKEY /MALE/.....	No	-	-	-	-	431.67	710.00	-	501.25
HORSE /MALE/.....	No	-	-	-	-	-	-	-	-
MULE /MALE/.....	No	-	-	-	-	-	-	-	-
CAMEL /MALE/.....	No	-	-	-	-	-	-	-	-

Table 4: Average Producers' Prices of Agricultural Products in Rural Areas by Zone, Somale and Benishangul-Gumuz Regions (Cont'd)

May 2006
Ginbot 1998

P R I C E I N B I R R									
K I L L I L A N D Z O N E S									
ITEM	UNIT	S O M A L I			Somali Average	B E N I S H A N G U L - G U M U Z			Benishangul -Gumuz Average
		Shinile	Jig Jiga	Liben		Metekel	Asosa	Kamashi	
DAIRY PRODUCTS & EGGS									
MILK/UNPASTEURIZED/.....	Lt	2.81	2.54	3.76	2.91	-	-	-	-
BUTTER/UNREFINED/.....	Kg	-	-	14.29	14.29	21.51	24.67	22.46	22.71
CHEESE/COTTAGE/.....	Kg	-	-	-	-	-	-	-	-
EGGS/LOCAL/.....	DOZEN	-	3.43	4.16	4.04	3.72	6.40	4.72	5.36
HIDES AND SKINS									
BOVINE HIDES.....	No	-	-	-	-	20.00	-	-	20.00
SHEEP SKINS/DRY/.....	No	-	-	2.00	2.00	-	-	-	-
GOAT SKINS/DRY/.....	No	-	-	2.00	2.00	-	-	-	-
OTHERS									
BUCKTHORN LEAVES/DRIED/.....	Kg	-	-	-	-	1.31	-	-	1.31
'CHAT'.....	Kg	-	-	-	-	20.00	-	-	20.00
COFFEE BEANS.....	Kg	-	-	-	-	-	-	-	-
COFFEE WHOLE.....	Kg	-	-	-	-	-	8.00	5.77	6.89
HONEY /NOT REFINED/.....	Kg	-	-	-	-	-	-	-	-

Table 5a: Average Producers' Prices of Agricultural Products in Rural Areas by Zone, S.N.N.P.R Region (Cont'd)

May
Ginbot 2006
1998

		PRICE IN BIRR									
		KILLIL AND ZONES									
		SOUTHERN NATIONS, NATIONALITIES AND PEOPLES'									
ITEM	UNIT	Gurage	Hadiya	Kembata Tembaro	Sidama	Gedeo	Wolayita	South Omo	Shaka	Kaffa	Gamogofa
CEREALS UNMILLED											
'TEFF' WHITE.....	Kg	3.92	3.69	-	-	-	3.70	2.93	-	-	2.85
'TEFF' MIXED.....	Kg	-	3.03	3.60	-	-	-	-	-	-	2.69
'TEFF' BLACK.....	Kg	-	-	-	2.45	-	2.67	-	2.09	2.42	3.02
WHEAT WHITE.....	Kg	2.22	2.22	2.46	2.14	-	2.40	1.79	-	1.91	2.06
WHEAT MIXED.....	Kg	-	-	-	-	-	2.15	-	-	-	-
WHEAT BLACK.....	Kg	-	-	-	-	-	-	-	-	2.17	2.41
BARLEY WHITE.....	Kg	1.80	-	-	1.70	1.72	-	1.84	-	1.28	1.32
BARLEY MIXED.....	Kg	-	-	-	-	-	-	1.67	1.39	1.46	1.38
BARLEY BLACK.....	Kg	-	-	-	-	-	-	1.84	-	-	1.30
BARLEY /FOR BEER/.....	Kg	-	-	-	2.10	-	-	-	-	-	-
'SENEF KOLO GEBIS'.....	Kg	-	-	-	-	-	-	-	-	-	1.96
MAIZE.....	Kg	-	-	-	1.59	1.40	1.58	1.52	1.00	1.20	1.13
DURRAH.....	Kg	-	-	-	-	-	-	-	-	1.00	-
AFRICAN MILLET.....	Kg	-	-	-	-	-	-	1.73	-	-	-
SORGHUM YELLOW.....	Kg	-	-	-	-	-	-	-	-	-	-
SORGHUM WHITE.....	Kg	-	-	-	-	-	1.72	-	-	-	-
SORGHUM RED.....	Kg	1.78	1.59	-	-	-	-	1.59	-	1.41	-
SORGHUM MIXED.....	Kg	-	-	-	-	-	-	.82	-	-	-
OATS WITH COVER.....	Kg	-	-	-	-	-	-	-	-	-	-
RICE /LOCAL/.....	Kg	-	-	-	-	-	-	-	1.11	1.00	-
HULLED BERLEY /'TEMEZH'/.....	Kg	-	-	-	-	-	-	-	-	-	-
PULSES UNMILLED											
HORSE BEANS.....	Kg	2.50	-	-	1.88	2.40	-	2.17	2.87	2.21	-
CHICK PEAS.....	Kg	-	-	-	-	-	-	-	-	-	-
PEAS WHITE.....	Kg	2.82	3.52	-	-	-	-	1.97	-	2.24	3.33
PEAS MIXED.....	Kg	-	-	-	-	-	-	2.14	2.55	2.43	-
SOYA BEANS.....	Kg	-	-	-	-	-	-	2.50	-	-	-
LENTILS.....	Kg	-	-	-	-	-	-	-	-	-	-
HARICOT BEANS.....	Kg	-	-	-	-	-	-	-	-	1.71	.95
LIMA BEANS.....	Kg	-	-	-	-	-	-	-	-	-	-

Table 5a: Average Producers' Prices of Agricultural Products in Rural Areas by Zone, S.N.N.P.R Region (Cont'd)

May 2006
Ginbot 1998

PRICE IN BIRR

		KILLIL AND ZONES									
		SOUTHERN NATIONS, NATIONALITIES AND PEOPLES'									
ITEM	UNIT	Gurage	Hadiya	Kembata Tembaro	Sidama	Gedeo	Wolayita	South Omo	Shaka	Kaffa	Gamogofa
VEICH.....	Kg	-	-	-	-	-	-	-	-	-	-
FENUGREEK.....	Kg	-	-	-	-	-	-	-	-	-	-
OIL SEEDS											
NIGER SEED.....	Kg	-	-	-	-	-	-	-	-	-	-
LINSEED WHITE.....	Kg	-	-	-	-	-	-	-	-	-	-
LINSEED BLACK.....	Kg	-	-	-	-	-	-	-	-	-	-
SESAME SEED.....	Kg	-	-	-	-	-	-	-	-	-	-
SUNFLOWER.....	Kg	-	-	-	-	-	-	-	-	-	-
RAPE SEED.....	Kg	-	3.11	-	-	-	-	-	-	-	-
CASTOR BEANS.....	Kg	-	-	-	-	-	-	-	-	-	-
GROUND NUTS.....	Kg	-	-	-	-	-	-	-	-	-	-
VEGETABLES											
ETHIOPIAN KALE.....	Kg	.73	1.04	.28	.47	1.49	.49	.15	.50	.39	-
CABBAGE.....	Kg	.31	.30	-	-	-	-	-	-	-	-
LETTUCE.....	Kg	-	-	-	-	-	-	-	-	-	-
SPINACH.....	Kg	-	-	-	-	-	-	-	-	-	-
CARROT.....	Kg	-	-	.40	-	-	-	-	-	1.00	-
TOMATO.....	Kg	1.74	-	-	-	-	-	-	-	-	2.00
ONION.....	Kg	-	-	-	-	-	3.01	-	-	-	1.33
GARLIC.....	Kg	-	-	-	-	3.33	5.54	-	-	-	-
PEPPER GREEN.....	Kg	6.25	-	-	2.63	1.88	-	.52	1.57	1.42	.85
GREEN PEAS.....	Kg	-	-	-	-	-	-	-	-	-	-
BEEF ROOT.....	Kg	-	-	.63	-	-	-	-	-	1.33	-
CAULIFLOWER.....	Kg	-	-	-	-	-	-	-	-	-	-
PUMPKIN.....	Kg	-	-	-	-	-	-	.21	-	-	-
SUGAR CANE.....	Kg	-	.25	-	.27	-	-	.24	.17	.24	.34

Table 5a: Average Producers' Prices of Agricultural Products in Rural Areas by Zone, S.N.N.P.R Region (Cont'd)

May 2006
Ginbot 1998

PRICE IN BIRR

KILLIL AND ZONES											
SOUTHERN NATIONS, NATIONALITIES AND PEOPLES'											
ITEM	UNIT										
		Gurage	Hadiya	Kembata Tembaro	Sidama	Gedeo	Wolayita	South Omo	Shaka	Kaffa	Gamogofa
FRUITS											
BANANA.....	Kg		.61	.65	.93	.44	.67	.64	1.43	.44	.95
ORANGE.....	Kg										1.36
LEMON.....	Kg										
MANDARINE.....	Kg									.35	
PAPAYA.....	Kg										
GRAPES.....	Kg										
MANGO.....	Kg			1.13			1.06		.75		.83
GUAVA.....	Kg										
AVOCADO.....	Kg		1.48	.85	.34		1.75				1.55
CITRON.....	Kg										
PINE APPLE.....	Kg							1.98			
CACTUS /BELES/.....	Kg										
POTATOES AND OTHER TUBERS											
POTATO.....	Kg	.18	.30	.33			.47			.78	.44
SWEET POTATO.....	Kg		.46	.44			.35				.17
'KOCHO'/UNPROCESSED/.....	Kg	.59	.58	.45	.70	.74	.23	.17	.31	.63	.36
'BULA'.....	Kg		5.33		1.30				.46		.93
'GODERE'.....	Kg							.59	1.02		
SPICES											
PEPPER WHOLE.....	Kg										
GINGER /NOT DRY/.....	Kg		1.20	.90							
WHITE CUMIN.....	Kg										
BLACK CUMIN.....	Kg										
TUMERIC /UNMILLED/.....	Kg							1.31			
CARDAMON.....	Kg							4.35			
FENUGREEK.....	Kg										
CHILLIES.....	Kg										
CORIANDER.....	Kg										

Table 5a: Average Producers' Prices of Agricultural Products in Rural Areas by Zone, S.N.N.P.R Region (Cont'd)

May
Ginbot 2006
1998

P R I C E I N B I R R

		K I L L I L A N D Z O N E S									
		S O U T H E R N N A T I O N A L I T I E S A N D P E O P L E S'									
ITEM	UNIT	Gurage	Hadiya	Kembata Tembaro	Sidama	Gedeo	Wolayita	South Omo	Shaka	Kaffa	Gamogofa
'SENAFICH'.....	Kg	-	-	-	-	-	-	-	-	-	-
BASIL /DRY/.....	Kg	-	-	-	-	-	-	-	-	-	-
SAVORY /DRY/.....	Kg	-	-	-	-	-	-	-	-	-	-
RUE /NOT DRY/.....	Kg	-	-	-	1.00	-	1.79	1.67	-	-	-
LIVESTOCK											
SHEEP/CASTRATED/.....	No	-	-	300.00	293.13	180.00	-	-	-	330.00	-
LAMB.....	No	124.00	71.25	120.00	118.00	150.00	80.00	142.50	173.33	171.25	72.17
OTHER SHEEP/10-15Kg/.....	No	85.57	141.67	82.50	117.00	240.00	134.00	-	230.00	80.00	85.00
GOAT/CASTRATED/.....	No	-	-	-	260.00	-	-	133.33	-	-	-
KID.....	No	-	70.83	67.50	123.00	-	55.00	116.83	-	160.00	130.00
OTHER GOAT/10-15Kg/.....	No	130.00	140.00	-	129.63	-	148.33	106.67	-	81.67	108.33
CALF/1-2Years/.....	No	350.00	259.50	388.33	247.92	-	170.00	383.33	-	400.00	207.00
HEIFER/2-4Years/.....	No	522.14	363.89	775.00	466.43	620.00	484.50	700.00	-	-	1100.00
COW/4 Years & Above/.....	No	829.00	578.33	800.00	770.00	880.00	855.75	836.67	900.00	1010.00	990.00
BULL/2-4Years/.....	No	630.00	454.00	340.00	582.00	471.25	525.00	605.00	1176.67	568.33	333.33
OX/4 Years & Above/.....	No	880.00	778.75	947.00	922.00	910.00	1200.00	1413.33	2225.00	1138.75	1163.64
PULLET/LOCAL/.....	No	6.75	4.50	7.00	6.05	12.00	4.75	2.67	18.00	8.62	-
HEN/LOCAL/.....	No	9.04	9.00	6.80	8.97	13.50	8.75	5.00	-	11.55	8.00
COCKEREL/LOCAL/.....	No	5.00	6.00	4.50	7.68	-	6.00	4.17	-	13.00	6.00
COCK/LOCAL/.....	No	13.33	10.80	16.33	14.38	-	13.88	9.86	-	18.60	13.50
DRAUGHT ANIMALS											
DONKEY /MALE/.....	No	320.00	-	-	780.00	-	530.00	336.67	-	-	-
HORSE /MALE/.....	No	-	-	-	895.00	709.67	-	550.00	-	900.00	-
MULE /MALE/.....	No	-	-	-	-	-	-	-	-	14.00	-
CAMEL /MALE/.....	No	-	-	-	-	-	-	-	-	-	-

Table 5a: Average Producers' Prices of Agricultural Products in Rural Areas by Zone, S.N.N.P.R Region (Cont'd)

May 2006
Ginbot 1998

		P R I C E I N B I R R									
		K I L L I L A N D Z O N E S									
		S O U T H E R N N A T I O N S , N A T I O N A L I T I E S A N D P E O P L E S '									
ITEM	UNIT	Gurage	Hadiya	Kembata Tembaro	Sidama	Gedeo	Wolayita	South Omo	Shaka	Kaffa	Gamogofa
DAIRY PRODUCTS & EGGS											
MILK/UNPASTEURIZED/.....	Lt	-	-	2.00	-	-	-	-	2.78	-	2.18
BUTTER/UNREFINED/.....	Kg	28.28	27.16	25.64	24.08	-	26.44	19.40	28.79	22.57	28.44
CHEESE/COTTAGE/.....	Kg	4.93	4.95	6.25	-	-	3.00	-	-	3.75	3.43
EGGS/LOCAL/.....	DOZEN	4.65	3.32	3.83	3.70	4.80	3.67	2.75	6.00	4.35	3.56
HIDES AND SKINS											
BOVINE HIDES.....	No	-	-	-	-	-	-	13.00	-	-	-
SHEEP SKINS/DRY/.....	No	-	-	20.00	27.00	21.00	-	3.33	-	25.00	-
GOAT SKINS/DRY/.....	No	-	-	-	-	-	-	4.33	-	-	-
OTHERS											
BUCKTHORN LEAVES/DRIED/.....	Kg	3.88	-	-	-	-	-	.91	-	-	2.22
'CHAT'.....	Kg	6.63	-	-	5.00	-	-	-	-	4.74	5.00
COFFEE BEANS.....	Kg	-	16.13	-	-	-	12.99	-	15.01	-	-
COFFEE WHOLE.....	Kg	-	7.90	-	6.07	6.48	-	4.74	6.00	6.77	-
HONEY /NOT REFINED/.....	Kg	12.21	11.25	10.00	-	-	-	-	7.00	8.13	12.00

Table 5b: Average Producers' Prices of Agricultural Products in Rural Areas by Zone, S.N.N.P.R Region (Cont'd)

May
Ginbot 2006
1998

P R I C E I N B I R R

ITEM	UNIT	K I L L I L A N D Z O N E S										SNNPR Average
		S O U T H E R N N A T I O N S , N A T I O N A L I T I E S A N D P E O P L E S '										
		Bench Maji Wereda	Yem Spec. Wereda	Amaro Spec. Wereda	Burji Spec. Wereda	Konso Spec. Wereda	Dirashe Special Wereda	Dawro Special Wereda	Basketo Special Wereda	Konta Special Wereda	Silte Wereda	

CEREALS UNMILLED

'TEFF' WHITE.....	Kg	2.73	2.50	3.20	2.90	2.45	3.09	-	3.22	3.03	3.41	3.32	3.12
'TEFF' MIXED.....	Kg	2.27	2.35	3.00	2.52	2.35	-	2.98	-	2.93	3.22	3.30	2.81
'TEFF' BLACK.....	Kg	1.82	2.16	-	-	-	-	2.56	2.33	-	2.80	-	2.35
WHEAT WHITE.....	Kg	-	1.94	2.40	2.29	-	-	1.87	-	-	2.26	2.29	2.16
WHEAT MIXED.....	Kg	-	-	-	-	-	-	-	-	2.34	2.27	-	2.27
WHEAT BLACK.....	Kg	-	-	-	2.03	-	-	-	-	-	-	-	2.20
BARLEY WHITE.....	Kg	-	2.88	2.23	-	-	-	1.30	2.18	-	1.96	-	1.75
BARLEY MIXED.....	Kg	1.43	2.11	-	-	-	-	1.28	-	1.36	-	-	1.48
BARLEY BLACK.....	Kg	.83	-	-	2.16	-	-	2.35	-	-	-	-	1.83
BARLEY /FOR BEER/.....	Kg	-	-	-	-	-	-	-	-	-	-	-	2.10
'SENEF KOLO GEBIS'.....	Kg	-	-	-	-	-	-	-	-	-	-	-	1.96
MAIZE.....	Kg	.73	1.45	-	1.48	1.05	1.34	1.17	1.20	-	1.44	1.70	1.28
DURRAH.....	Kg	-	-	-	-	-	-	-	-	-	1.00	-	1.00
AFRICAN MILLET.....	Kg	-	-	-	-	-	-	-	-	-	-	-	1.73
SORGHUM YELLOW.....	Kg	-	-	-	-	-	-	-	-	-	-	-	-
SORGHUM WHITE.....	Kg	1.14	-	-	-	-	1.27	-	-	-	-	-	1.28
SORGHUM RED.....	Kg	.81	1.48	-	-	.86	1.05	1.10	1.08	1.62	1.21	-	1.26
SORGHUM MIXED.....	Kg	1.15	-	-	-	-	-	-	-	-	-	-	.99
OATS WITH COVER.....	Kg	-	-	-	-	-	-	-	-	-	-	-	-
RICE /LOCAL/.....	Kg	-	-	-	-	-	-	-	-	-	-	-	-
HULLED BERLEY /'TEMEZH'/.....	Kg	-	-	-	-	-	-	-	-	-	-	-	1.06

PULSES UNMILLED

HORSE BEANS.....	Kg	1.79	2.66	2.19	-	-	-	2.26	-	2.65	-	-	2.30
CHICK PEAS.....	Kg	-	-	-	2.10	-	3.42	-	-	-	-	-	2.54
PEAS WHITE.....	Kg	-	2.47	2.14	2.55	-	-	2.24	-	2.76	-	-	2.41
PEAS MIXED.....	Kg	2.01	2.59	-	-	-	-	2.73	-	2.79	-	-	2.43
SOYA BEANS.....	Kg	-	-	-	-	-	-	-	-	-	-	-	-
LENTILS.....	Kg	-	-	-	-	3.23	-	4.91	-	-	-	-	4.23
HARICOT BEANS.....	Kg	-	-	-	-	-	-	-	-	1.92	-	-	1.92

Table 5b: Average Producers' Prices of Agricultural Products in Rural Areas by Zone, S.N.N.P.R Region (Cont'd)

May
Ginbot
2006
1998

PRICE IN BIRR

KILLIL AND ZONES

SOUTHERN NATIONS, NATIONALITIES AND PEOPLES'

ITEM	UNIT	SOUTHERN NATIONS, NATIONALITIES AND PEOPLES'											SNNPR Average
		Bench Maji Wereda	Yem Spec. Wereda	Amaro Spec. Wereda	Burji Spec. Wereda	Konso Spec. Wereda	Dirashe Special Wereda	Dawro Special Wereda	Basketo Special Wereda	Konta Special Wereda	Silte Wereda	Alaba Special Wereda	
LIMA BEANS.....	Kg	-	-	-	-	1.50	-	1.21	-	-	-	-	1.38
VETCH.....	Kg	-	-	-	-	-	-	-	-	-	-	-	-
FENUGREEK.....	Kg	-	-	-	-	-	-	-	-	-	-	-	-
OIL SEEDS													
NIGER SEED.....	Kg	-	-	-	-	-	-	-	-	-	-	-	-
LINSEED WHITE.....	Kg	-	-	-	-	-	-	-	-	-	-	-	-
LINSEED BLACK.....	Kg	-	-	-	-	-	-	1.61	-	-	-	-	1.61
SESAME SEED.....	Kg	-	-	-	-	-	-	-	-	-	-	-	-
SUNFLOWER.....	Kg	-	-	-	-	-	-	-	-	-	-	-	-
RAPE SEED.....	Kg	-	-	-	-	-	-	-	-	-	-	-	3.11
CASTOR BEANS.....	Kg	-	-	-	-	-	-	-	-	-	-	-	-
GROUND NUTS.....	Kg	-	-	-	-	-	-	-	-	-	-	-	-
VEGETABLES													
ETHIOPIAN KALE.....	Kg	.43	.42	.24	.31	-	-	.47	-	-	1.58	.60	.51
CABBAGE.....	Kg	-	-	-	-	-	-	-	-	-	-	-	.31
LETTUCE.....	Kg	-	-	-	-	-	-	-	-	-	-	-	-
SPINACH.....	Kg	-	-	-	-	-	-	-	-	-	-	-	-
CARROT.....	Kg	-	-	-	-	-	-	-	-	-	-	-	.60
TOMATO.....	Kg	-	1.09	-	1.25	-	-	-	.89	-	-	-	1.33
ONION.....	Kg	1.83	-	-	-	-	-	4.50	1.25	-	-	-	2.52
GARLIC.....	Kg	-	-	-	-	-	-	4.65	-	-	-	-	4.87
PEPPER GREEN.....	Kg	2.19	.78	1.82	1.74	-	-	-	-	-	-	-	1.78
GREEN PEAS.....	Kg	-	-	-	-	-	-	-	-	-	-	-	-
BEEF ROOT.....	Kg	-	-	-	-	-	-	-	-	-	-	-	.86
CAULIFLOWER.....	Kg	-	-	-	-	-	-	-	-	-	-	-	-
PUMPKIN.....	Kg	-	-	1.89	-	-	-	-	-	-	-	-	1.47
SUGAR CANE.....	Kg	.52	.35	-	.20	-	-	.67	.10	-	-	-	.31

Table 5b: Average Producers' Prices of Agricultural Products in Rural Areas by Zone, S.N.N.P.R Region (Cont'd)

May
Ginbot 2006
1998

PRICE IN BIRR

KILLIL AND ZONES													SNNPR Average
ITEM	UNIT	SOUTHERN NATIONS, NATIONALITIES AND PEOPLES'											
		Bench Maji Wereda	Yem Spec. Wereda	Amaro Spec. Wereda	Burji Spec. Wereda	Konso Spec. Wereda	Dirashe Special Wereda	Dawro Special Wereda	Basketo Special Wereda	Konta Special Wereda	Silte Wereda	Alaba Special Wereda	
FRUITS													
BANANA.....	Kg	.43	-	.31	-	-	-	.48	.44	.50	-	-	.67
ORANGE.....	Kg	-	-	-	-	-	-	-	-	-	-	-	1.36
LEMON.....	Kg	1.13	-	.53	-	-	-	-	-	-	-	-	.77
MANDARINE.....	Kg	-	-	-	-	-	-	-	-	-	-	-	.35
PAPAYA.....	Kg	-	-	-	-	-	-	-	-	-	-	-	-
GRAPES.....	Kg	-	-	-	-	-	-	-	.66	-	-	-	.86
MANGO.....	Kg	-	-	-	-	-	-	-	-	-	-	-	-
GUAVA.....	Kg	-	-	-	-	-	-	-	-	1.28	-	-	1.18
AVOCADO.....	Kg	-	-	-	-	-	-	-	-	-	-	-	-
CITRON.....	Kg	-	-	-	-	-	-	-	-	-	-	-	1.98
PINE APPLE.....	Kg	-	-	-	-	-	-	-	-	-	-	-	-
CACTUS /BELES/.....	Kg	-	-	-	-	-	-	-	-	-	-	-	-
POTATOES AND OTHER TUBERS													
POTATO.....	Kg	.68	-	-	-	-	-	.46	.32	-	1.91	-	.53
SWEET POTATO.....	Kg	-	-	-	-	-	.28	.42	-	-	-	-	.36
'KOCHO'/UNPROCESSED/.....	Kg	.45	-	.25	.59	-	.43	.32	.32	.64	-	-	.52
'BULA'.....	Kg	-	-	1.19	-	-	3.87	-	-	-	2.47	-	1.84
'GODERE'.....	Kg	.19	-	-	-	-	-	-	-	.35	-	-	.53
SPICES													
PEPPER WHOLE.....	Kg	-	-	-	-	-	-	-	-	-	4.30	5.14	4.67
GINGER /NOT DRY/.....	Kg	1.00	-	-	-	-	-	-	-	-	-	-	.99
WHITE CUMIN.....	Kg	-	-	-	-	-	-	-	-	-	-	-	-
BLACK CUMIN.....	Kg	-	-	-	-	-	-	-	-	-	-	-	-
TUMERIC /UNMILLED/.....	Kg	-	-	-	-	-	-	-	1.09	-	-	-	1.31
CARDAMON.....	Kg	-	-	-	-	-	-	-	-	-	-	-	-
FENUGREEK.....	Kg	-	-	-	-	-	-	-	-	-	-	-	-
CHILLIES.....	Kg	2.50	-	6.00	-	-	-	-	-	-	-	-	4.25

Table 5b: Average Producers' Prices of Agricultural Products in Rural Areas by Zone, S.N.N.P.R Region (Cont'd)

May
Ginbot 2006
1998

P R I C E I N B I R R

ITEM	UNIT	K I L L I L A N D Z O N E S											SNNPR Average
		S O U T H E R N N A T I O N S , N A T I O N A L I T I E S A N D P E O P L E S '											
		Bench Maji Wereda	Yem Spec. Wereda	Amaro Spec. Wereda	Burji Spec. Wereda	Konso Spec. Wereda	Dirashe Special Wereda	Dawro Special Wereda	Basketo Special Wereda	Konta Special Wereda	Silte Wereda	Alaba Special Wereda	
CORIANDER.....	Kg	-	-	-	-	-	-	-	-	-	-	-	-
'SENAFICH'.....	Kg	-	-	-	-	-	-	-	-	-	-	-	-
BASIL /DRY/.....	Kg	-	-	-	-	-	-	-	-	-	-	-	-
SAVORY /DRY/.....	Kg	-	-	-	-	-	-	-	-	-	-	-	-
RUE /NOT DRY/.....	Kg	.63	-	-	-	-	-	-	-	-	-	-	1.04
LIVESTOCK													
SHEEP/CASTRATED/.....	No	265.00	-	269.40	-	-	-	257.00	-	500.00	200.00	250.00	275.87
LAMB.....	No	113.75	95.00	66.00	80.00	48.00	-	99.33	-	155.00	95.00	185.00	118.72
OTHER SHEEP/10-15Kg/.....	No	162.50	-	93.33	120.00	100.00	-	153.63	130.00	75.00	80.00	80.00	122.94
GOAT/CASTRATED/.....	No	-	-	246.00	-	160.00	-	160.00	-	175.00	-	-	204.18
KID.....	No	76.67	71.00	52.33	97.50	125.00	-	-	-	-	83.00	148.33	93.95
OTHER GOAT/10-15Kg/.....	No	-	65.00	72.67	-	133.33	-	112.67	-	60.00	60.00	-	113.59
CALF/1-2Years/.....	No	275.00	360.00	-	-	-	-	290.00	-	-	282.00	-	293.88
HEIFER/2-4Years/.....	No	320.00	-	505.00	1175.00	-	-	535.75	300.00	-	636.67	320.00	527.23
COW/4 Years & Above/.....	No	1000.00	543.33	701.67	1100.00	800.00	-	761.54	720.00	620.00	550.00	-	788.26
BULL/2-4Years/.....	No	483.33	820.00	776.67	1000.00	300.00	-	519.00	550.00	590.00	450.00	-	562.50
OX/4 Years & Above/.....	No	788.00	-	1406.33	1600.00	1268.33	-	1177.00	1000.00	1300.00	1175.00	1200.00	1147.27
PULLET/LOCAL/.....	No	5.61	-	7.42	-	5.50	-	-	4.50	6.00	4.50	4.00	6.21
HEN/LOCAL/.....	No	6.70	-	8.28	7.00	8.00	-	6.15	6.67	9.50	6.13	6.00	7.99
COCKEREL/LOCAL/.....	No	8.22	-	8.40	-	8.50	-	5.33	5.00	7.00	5.25	5.67	6.77
COCK/LOCAL/.....	No	16.00	10.00	14.83	-	12.75	-	12.00	14.00	14.33	10.19	8.33	13.41
DRAUGHT ANIMALS													
DONKEY /MALE/.....	No	-	-	-	-	-	-	725.00	-	-	250.00	-	482.22
HORSE /MALE/.....	No	-	-	-	-	-	-	-	-	-	-	-	717.71
MULE /MALE/.....	No	-	-	-	-	-	-	1300.00	-	-	1140.00	-	818.00
CAMEL /MALE/.....	No	-	-	-	-	-	-	-	-	-	-	-	-

Table 5b: Average Producers' Prices of Agricultural Products in Rural Areas by Zone, S.N.N.P.R Region (Cont'd)

PRICE IN BIRR													May Ginbot	2006 1998
K I L L I L A N D Z O N E S														
ITEM	UNIT	S O U T H E R N N A T I O N A L I T I E S A N D P E O P L E S'											SNNPR Average	
		Bench Maji Wereda	Yem Spec. Wereda	Amaro Spec. Wereda	Burji Spec. Wereda	Konso Spec. Wereda	Dirashe Special Wereda	Dawro Special Wereda	Basketo Special Wereda	Konta Special Wereda	Silte Wereda	Alaba Special Wereda		
DAIRY PRODUCTS & EGGS														
MILK/UNPASTEURIZED/.....	Lt	-	-	-	-	-	-	-	-	-	-	-	-	2.38
BUTTER/UNREFINED/.....	Kg	27.68	24.59	21.08	25.83	-	-	28.27	25.42	30.00	25.73	37.50	25.86	
CHEESE/COTTAGE/.....	Kg	3.23	4.20	-	-	-	-	3.71	3.76	2.42	5.81	5.72	4.46	
EGGS/LOCAL/.....	DOZEN	3.25	4.27	3.22	4.03	3.13	4.47	3.03	3.75	3.29	3.65	3.02	3.77	
HIDES AND SKINS														
BOVINE HIDES.....	No	-	-	-	-	-	-	11.25	-	-	-	-	-	12.30
SHEEP SKINS/DRY/.....	No	-	-	-	-	-	-	14.75	-	-	-	-	-	17.73
GOAT SKINS/DRY/.....	No	-	-	-	-	-	-	8.47	-	-	-	-	-	6.40
OTHERS														
BUCKTHORN LEAVES/DRIED/.....	Kg	-	-	-	-	-	-	-	-	-	-	-	-	3.18
'CHAT'.....	Kg	3.10	-	.60	-	.48	2.33	-	-	1.32	1.59	2.22	3.81	
COFFEE BEANS.....	Kg	47.36	-	-	-	-	-	-	-	-	-	-	27.03	
COFFEE WHOLE.....	Kg	6.50	-	-	-	-	-	-	-	-	-	-	6.28	
HONEY /NOT REFINED/.....	Kg	10.00	-	-	-	-	-	-	10.82	6.00	-	-	9.24	

Table 6: Average Producers' Prices of Agricultural Products in Rural Areas by Zone, Gambela, Harari, Addis Ababa and Dire Dawa Regions

Commodity	Gambela					Harari					Addis Ababa					Dire Dawa					
	Zone 1					Zone 2					Zone 3					Zone 4					
	A	B	C	D	E	A	B	C	D	E	A	B	C	D	E	A	B	C	D	E	
Wheat	1.20	1.30	1.40	1.50	1.60	1.70	1.80	1.90	2.00	2.10	2.20	2.30	2.40	2.50	2.60	2.70	2.80	2.90	3.00	3.10	3.20
Maize	0.80	0.90	1.00	1.10	1.20	1.30	1.40	1.50	1.60	1.70	1.80	1.90	2.00	2.10	2.20	2.30	2.40	2.50	2.60	2.70	2.80
Barley	1.50	1.60	1.70	1.80	1.90	2.00	2.10	2.20	2.30	2.40	2.50	2.60	2.70	2.80	2.90	3.00	3.10	3.20	3.30	3.40	3.50
Beans	2.00	2.10	2.20	2.30	2.40	2.50	2.60	2.70	2.80	2.90	3.00	3.10	3.20	3.30	3.40	3.50	3.60	3.70	3.80	3.90	4.00
Peas	1.80	1.90	2.00	2.10	2.20	2.30	2.40	2.50	2.60	2.70	2.80	2.90	3.00	3.10	3.20	3.30	3.40	3.50	3.60	3.70	3.80
Onions	3.00	3.10	3.20	3.30	3.40	3.50	3.60	3.70	3.80	3.90	4.00	4.10	4.20	4.30	4.40	4.50	4.60	4.70	4.80	4.90	5.00
Potatoes	2.50	2.60	2.70	2.80	2.90	3.00	3.10	3.20	3.30	3.40	3.50	3.60	3.70	3.80	3.90	4.00	4.10	4.20	4.30	4.40	4.50
Garlic	4.00	4.10	4.20	4.30	4.40	4.50	4.60	4.70	4.80	4.90	5.00	5.10	5.20	5.30	5.40	5.50	5.60	5.70	5.80	5.90	6.00
Tomatoes	1.00	1.10	1.20	1.30	1.40	1.50	1.60	1.70	1.80	1.90	2.00	2.10	2.20	2.30	2.40	2.50	2.60	2.70	2.80	2.90	3.00
Cucumbers	1.50	1.60	1.70	1.80	1.90	2.00	2.10	2.20	2.30	2.40	2.50	2.60	2.70	2.80	2.90	3.00	3.10	3.20	3.30	3.40	3.50
Carrots	2.00	2.10	2.20	2.30	2.40	2.50	2.60	2.70	2.80	2.90	3.00	3.10	3.20	3.30	3.40	3.50	3.60	3.70	3.80	3.90	4.00
Spinach	1.20	1.30	1.40	1.50	1.60	1.70	1.80	1.90	2.00	2.10	2.20	2.30	2.40	2.50	2.60	2.70	2.80	2.90	3.00	3.10	3.20
Leafy Greens	0.80	0.90	1.00	1.10	1.20	1.30	1.40	1.50	1.60	1.70	1.80	1.90	2.00	2.10	2.20	2.30	2.40	2.50	2.60	2.70	2.80
Sum Total	15.00	16.00	17.00	18.00	19.00	20.00	21.00	22.00	23.00	24.00	25.00	26.00	27.00	28.00	29.00	30.00	31.00	32.00	33.00	34.00	35.00

Table 6: Average Producers' Prices of Agricultural Products in Rural Areas by Zone, Gambella, Harari, Addis Ababa and Dire Dawa Regions (Cont'd)

May 2006
Ginbot 1998

P R I C E I N B I R R										
K I L L I L A N D Z O N E S										
ITEM	UNIT	GAMBELLA		Gambella Average	Harari	ADDIS ABABA		Addis Ababa Average	Dire Dawa	National Average
		Zone 1	Zone 2			Zone 3	Zone 6			
CEREALS UNMILLED										
'TEFF' WHITE.....	Kg	-	-	-	-	4.11	4.00	4.07	-	3.16
'TEFF' MIXED.....	Kg	-	-	-	-	3.73	-	3.73	-	2.84
'TEFF' BLACK.....	Kg	-	-	-	-	2.61	3.60	2.75	-	2.58
WHEAT WHITE.....	Kg	-	-	-	-	2.77	2.68	2.74	-	2.21
WHEAT MIXED.....	Kg	-	-	-	-	2.41	-	2.41	-	2.23
WHEAT BLACK.....	Kg	-	-	-	-	-	-	-	-	2.43
BARLEY WHITE.....	Kg	-	-	-	-	-	-	-	-	2.05
BARLEY MIXED.....	Kg	-	-	-	-	1.06	-	1.06	-	1.96
BARLEY BLACK.....	Kg	-	-	-	-	-	-	-	-	1.94
BARLEY /FOR BEER/.....	Kg	-	-	-	-	-	-	-	-	1.91
'SENEF KOLO GEBIS'.....	Kg	-	-	-	-	-	-	-	-	2.15
MAIZE.....	Kg	-	-	-	-	.82	-	.82	-	1.31
DURRAH.....	Kg	-	-	-	-	.56	-	.56	-	1.58
AFRICAN MILLET.....	Kg	-	-	-	-	.98	-	.98	-	1.67
SORGHUM YELLOW.....	Kg	-	-	-	-	-	-	-	-	1.81
SORGHUM WHITE.....	Kg	-	-	-	-	-	-	-	-	1.44
SORGHUM RED.....	Kg	-	-	-	-	-	-	-	-	1.36
SORGHUM MIXED.....	Kg	-	-	-	-	-	-	-	-	1.46
OATS WITH COVER.....	Kg	-	-	-	-	-	-	-	-	2.01
RICE /LOCAL/.....	Kg	-	-	-	-	-	-	-	-	1.90
HULLED BERLEY /'TEMEZH'/.....	Kg	-	-	-	-	-	-	-	-	1.77
PULSES UNMILLED										
HORSE BEANS.....	Kg	-	-	-	-	2.78	-	2.78	-	2.47
CHICK PEAS.....	Kg	-	-	-	-	2.42	2.90	2.55	-	2.62
PEAS WHITE.....	Kg	-	-	-	-	-	-	-	-	2.64
PEAS MIXED.....	Kg	-	-	-	-	-	-	-	-	2.64
SOYA BEANS.....	Kg	-	-	-	-	5.58	4.83	5.21	-	2.38
LENTILS.....	Kg	-	-	-	-	.89	-	.89	-	4.22
HARICOT BEANS.....	Kg	-	-	-	-	-	-	-	-	2.36

Table 6: Average Producers' Prices of Agricultural Products in Rural Areas by Zone, Gambella, Harari, Addis Ababa and Dire Dawa Regions (Cont'd)

May
Ginbot 2006
1998

PRICE IN BIRR

ITEM	UNIT	K I L L I L A N D Z O N E S								National Average	
		GAMBELLA			Gambella Average	Harari	ADDIS ABABA		Addis Ababa Average		Dire Dawa
		Zone 1	Zone 2	Zone 3			Zone 6				
LIMA BEANS.....	Kg	-	-	-	-	-	-	-	-	2.20	
VETCH.....	Kg	-	-	-	-	1.92	1.55	1.78	-	1.79	
FENUGREEK.....	Kg	-	-	-	-	-	-	-	-	7.15	
OIL SEEDS											
NIGER SEED.....	Kg	-	-	-	-	1.55	-	1.55	-	2.79	
LINSEED WHITE.....	Kg	-	-	-	-	-	-	-	-	2.62	
LINSEED BLACK.....	Kg	-	-	-	-	1.00	-	1.00	-	3.02	
SESAME SEED.....	Kg	-	-	-	-	-	-	-	-	4.49	
SUNFLOWER.....	Kg	-	-	-	-	-	-	-	-	1.99	
RAPE SEED.....	Kg	-	-	-	-	5.00	-	5.00	-	2.77	
CASTOR BEANS.....	Kg	-	-	-	-	5.10	5.00	5.10	-	3.58	
GROUND NUTS.....	Kg	-	-	-	5.64	5.00	5.00	5.10	-	4.25	
VEGETABLES											
ETHIOPIAN KALE.....	Kg	-	-	-	-	-	-	-	-	.55	
CABBAGE.....	Kg	-	-	-	-	-	-	-	-	1.18	
LETTUCE.....	Kg	-	-	-	-	-	-	-	-	1.88	
SPINACH.....	Kg	-	-	-	-	-	-	-	-	1.26	
CARROT.....	Kg	-	-	-	-	-	-	-	-	1.44	
TOMATO.....	Kg	-	-	-	-	-	-	-	.82	1.55	
ONION.....	Kg	-	-	-	-	-	-	-	-	2.61	
GARLIC.....	Kg	-	-	-	-	-	-	-	-	5.06	
PEPPER GREEN.....	Kg	-	-	-	-	-	-	-	-	3.07	
GREEN PEAS.....	Kg	-	-	-	-	-	-	-	-	-	
BEET ROOT.....	Kg	-	-	-	-	-	-	-	-	1.64	
CAULIFLOWER.....	Kg	-	-	-	-	-	-	-	-	2.57	
PUMPKIN.....	Kg	-	-	-	-	-	-	-	-	30.71	
SUGAR CANE.....	Kg	-	-	-	-	-	-	-	-	.43	

Table 6: Average Producers' Prices of Agricultural Products in Rural Areas by Zone, Gambella, Harari, Addis Ababa and Dire Dawa Regions (Cont'd)

May
Ginbot 2006
1998

PRICE IN BIRR

		K I L L I L A N D Z O N E S								
ITEM	UNIT	GAMBELLA		Gambella Average	Harari	ADDIS ABABA		Addis Ababa Average	Dire Dawa	National Average
		Zone 1	Zone 2			Zone 3	Zone 6			
FRUITS										
BANANA.....	Kg	-	-	-	-	.10	-	.10	-	1.04
ORANGE.....	Kg	-	-	-	-	.17	-	.17	-	2.04
LEMON.....	Kg	-	-	-	-	.22	-	.22	-	1.22
MANDARINE.....	Kg	-	-	-	-	-	-	-	-	-
PAPAYA.....	Kg	-	-	-	-	-	-	-	-	1.23
GRAPES.....	Kg	-	-	-	-	-	-	-	-	-
MANGO.....	Kg	-	-	-	-	-	-	-	-	1.00
GUAVA.....	Kg	-	-	-	-	-	-	-	-	1.11
AVOCADO.....	Kg	-	-	-	-	-	-	-	-	1.22
CITRON.....	Kg	-	-	-	-	-	-	-	-	-
PINE APPLE.....	Kg	-	-	-	-	-	-	-	-	1.98
CACTUS /BELES/.....	Kg	-	-	-	-	-	-	-	-	.36
POTATOES AND OTHER TUBERS										
POTATO.....	Kg	-	-	-	-	-	-	-	2.39	1.19
SWEET POTATO.....	Kg	-	-	-	-	-	-	-	-	.47
'KOCHO'/UNPROCESSED/.....	Kg	-	-	-	-	-	-	-	-	.51
'BULA'.....	Kg	-	-	-	-	-	-	-	-	1.87
'GODERE'.....	Kg	-	-	-	-	-	-	-	-	.54
SPICES										
PEPPER WHOLE.....	Kg	-	-	-	-	-	-	-	-	6.14
GINGER /NOT DRY/.....	Kg	-	-	-	-	-	-	-	-	1.93
WHITE CUMIN.....	Kg	-	-	-	-	-	-	-	-	6.23
BLACK CUMIN.....	Kg	-	-	-	-	-	-	-	-	11.21
TUMERIC /UNMILLED/.....	Kg	-	-	-	-	-	-	-	-	1.31
CARDAMON.....	Kg	-	-	-	-	-	-	-	-	3.54
FENUGREEK.....	Kg	-	-	-	-	-	-	-	-	10.16
CHILLIES.....	Kg	-	-	-	-	-	-	-	-	6.75

Table 6: Average Producers' Prices of Agricultural Products in Rural Areas by Zone, Gambella, Harari, Addis Ababa and Dire Dawa Regions (Cont'd)

May 2006
Ginbot 1998

P R I C E I N B I R R

		K I L L I L A N D Z O N E S								
ITEM	UNIT	GAMBELLA		Gambella Average	Harari	ADDIS ABABA		Addis Ababa Average	Dire Dawa	National Average
		Zone 1	Zone 2			Zone 3	Zone 6			
CORIANDER.....	Kg	-	-	-	-	-	-	-	-	1.94
'SENAFICH'.....	Kg	-	-	-	-	-	-	-	-	2.59
BASIL /DRY/.....	Kg	-	-	-	-	-	-	-	-	8.70
SAVORY /DRY/.....	Kg	-	-	-	-	-	-	-	-	-
RUE /NOT DRY/.....	Kg	-	-	-	-	-	-	-	-	1.33
LIVESTOCK										
SHEEP/CASTRATED/.....	No	-	-	-	-	-	-	-	-	286.91
LAMB.....	No	-	-	-	-	145.00	-	145.00	-	133.90
OTHER SHEEP/10-15Kg/.....	No	-	-	-	-	185.00	170.00	180.00	120.00	136.80
GOAT/CASTRATED/.....	No	-	-	-	-	-	-	-	-	295.41
KID.....	No	-	-	-	-	110.00	100.00	106.67	70.75	113.45
OTHER GOAT/10-15Kg/.....	No	-	-	-	-	150.00	-	150.00	131.33	132.02
CALF/1-2Years/.....	No	-	-	-	-	-	-	-	-	360.06
HEIFER/2-4Years/.....	No	-	-	-	-	785.00	-	785.00	-	609.49
COW/4 Years & Above/.....	No	-	-	-	700.00	700.00	-	700.00	-	868.87
BULL/2-4Years/.....	No	-	-	-	-	-	1100.00	1100.00	-	753.91
OX/4 Years & Above/.....	No	-	-	-	-	1950.00	1975.00	1960.00	-	1412.45
PULLET/LOCAL/.....	No	-	-	-	-	10.00	12.00	10.50	-	8.13
HEN/LOCAL/.....	No	-	-	-	-	12.40	-	12.40	-	10.83
COCKEREL/LOCAL/.....	No	-	-	-	-	11.89	-	11.89	-	9.72
COCK/LOCAL/.....	No	-	-	-	-	17.20	-	17.20	9.17	15.12
DRAUGHT ANIMALS										
DONKEY /MALE/.....	No	-	-	-	-	-	-	-	-	425.75
HORSE /MALE/.....	No	-	-	-	-	-	-	-	-	881.59
MULE /MALE/.....	No	-	-	-	-	-	-	-	-	1552.00
CAMEL /MALE/.....	No	-	-	-	-	-	-	-	-	1325.63

Table 6: Average Producers' Prices of Agricultural Products in Rural Areas by Zone, Gambella, Harari, Addis Ababa and Dire Dawa Regions (Cont'd)

May 2006
Ginbot 1998

P R I C E I N B I R R

K I L L I L A N D Z O N E S										
ITEM	UNIT	GAMBELLA		Gambella Average	Harari	ADDIS ABABA		Addis Ababa Average	Dire Dawa	National Average
		Zone 1	Zone 2			Zone 3	Zone 6			

DAIRY PRODUCTS & EGGS

MILK/UNPASTEURIZED/.....	Lt	-	-	-	2.65	-	-	-	2.38	2.61
BUTTER/UNREFINED/.....	Kg	-	-	-	-	34.67	-	34.67	-	26.49
CHEESE/COTTAGE/.....	Kg	-	-	-	-	6.00	-	6.00	-	4.48
EGGS/LOCAL/.....	DOZEN	-	-	-	4.00	4.56	5.67	4.84	2.94	4.00

HIDES AND SKINS

BOVINE HIDES.....	No	-	-	-	-	-	-	-	-	20.59
SHEEP SKINS/DRY/.....	No	-	-	-	-	-	-	-	-	20.09
GOAT SKINS/DRY/.....	No	-	-	-	-	-	-	-	-	11.98

OTHERS

BUCKTHORN LEAVES/DRIED/.....	Kg	-	-	-	-	-	-	-	-	285.79
'CHAT'.....	Kg	-	-	-	4.19	-	-	-	7.94	6.59
COFFEE BEANS.....	Kg	-	-	-	-	-	-	-	21.43	18.10
COFFEE WHOLE.....	Kg	-	-	-	-	-	-	-	-	6.84
HONEY /NOT REFINED/.....	Kg	-	-	-	-	-	-	-	25.00	12.67