


FEDERAL DEMOCRATIC REPUBLIC OF ETHIOPIA

CENTRAL STATISTICAL AUTHORITY

PRODUCERS' PRICES OF AGRICULTURAL
PRODUCTS AT ZONE LEVEL

Monthly Statistical Report

December 2006 (Tahisas 1999)



ADDIS ABABA

May 18, 2007

392

STATISTICAL BULLETIN

392

C-3/5 ACC-002632

CONTENTS


0007616

Introduction	(i)
Country — FEDERAL DEMOCRATIC REPUBLIC OF ETHIOPIA	(ii)
Scope and Coverage	(iii)
Method of Data Collection	(iv)
Definitions	(vii)
Note	(viii)

CENTRAL STATISTICAL AUTHORITY

PRODUCERS' PRICES OF AGRICULTURAL PRODUCTS AT ZONE LEVEL

**Monthly Statistical Report
December 2006 (Tahisas 1999)**



ADDIS ABABA
May 18, 2007

392 STATISTICAL BULLETIN 392

December 2006 (Tahisas 1999) 51

Table 5 - Average Producers' Prices of Agricultural Products in Rural Areas by Zone, Gambella, Harari, Addis Ababa and Dire Dawa Regions, December 2006 (Tahisas 1999)	59
--	----


1917041
C-2 ACC-002832

FEDERAL DEMOCRATIC REPUBLIC OF ETHIOPIA

CENTRAL STATISTICAL AUTHORITY

PRODUCERS' PRICES OF AGRICULTURAL
PRODUCTS AT ZONE LEVEL

Monthly Statistical Report
December 2008 (Tebessa 1998)



ADDIS ABABA
May 18, 2007

382 STATISTICAL BULLETIN 382

PREPARED AND PRINTED BY
CENTRAL STATISTICAL AGENCY
P.O. BOX 1143, ADDIS ABABA
Tel. 251 11 155 30 11

CONTENTS

	PAGE
I. Introduction	(II)
II. Objectives	(III)
III. Scope and Coverage	(IV)
IV. Method of Data Collection	(IV)
V. Definitions	(VIII)
VI. Note	(VIII)

Statistical Tables

Table 1 - Average Producers' Prices of Agricultural Products in Rural Areas by Zone, Tigray and Afar Regions, December 2006 (Tahisas 1999).....	3
Table 2 - Average Producers' Prices of Agricultural Products in Rural Areas by Zone, Amhara Region, December 2006 (Tahisas 1999).....	11
Table 3a- Average Producers' Prices of Agricultural Products in Rural Areas by Zone, Oromiya Region, December 2006 (Tahisas 1999).....	19
Table 3b- Average Producers' Prices of Agricultural Products in Rural Areas by Zone, Oromiya Region, December 2006 (Tahisas 1999).....	27
Table 4- Average Producers' Prices of Agricultural Products in Rural Areas by Zone, Somali and Benishangul Gumuz Regions, December 2006 (Tahisas 1999).....	35
Table 5a - Average Producers' Prices of Agricultural Products in Rural Areas of ten Zones of SNNP Region, December 2006 (Tahisas 1999).....	43
Table 5b - Average Producers' Prices of Agricultural Products in Rural Areas of Special Weredas/Zone of SNNP Region, December 2006 (Tahisas 1999).....	51
Table 6 - Average Producers' Prices of Agricultural Products in Rural Areas by Zone, Gambela, Harari , Addis Ababa and Dire Dawa Regions, December 2006 (Tahisas 1999)	59

I. Introduction

The Central Statistical Authority (CSA) has been conducting the Rural Integrated Household Survey Program (RIHSP) since 1980/81 (1973 Ethiopian Calendar). As part of the RIHSP the rural producers' prices of agricultural products survey is being conducted on a monthly basis since May 1981 in selected Farmers' Associations, (currently Enumeration Areas, EAs).

In an effort to fulfill data users demand, the CSA has been providing price data at zone level since September 1997. This report provides information on monthly average producers' prices of agricultural products on the basis of the current administrative hierarchy, i.e., Regions and zones. Due to lack of adequate space to accommodate the data for all zones and Regions over one page, the price data of the zones and Regions are presented in six tables as follows:

Table 1 refers to monthly average producers' prices of agricultural products in Tigray Region at zone level(i.e., North West Tigray, Western Tigray, Central Tigray, Eastern Tigray and Southern Tigray zones) and Afar Region and two of its zones (zone 1 and zone 3).

Table 2 presents monthly average producers' prices of agricultural products in Amhara Region by zone (i.e., North Gondar, South Gondar, North Wello, South Wello, North Shewa, East Gojam, West Gojam, Wag Hemra, Awi and Oromiya Zones).

Table 3a presents monthly average producers' prices of agricultural products in Oromiya Region and its zones (i.e., West Wellega, East Wellega, Illubabor, Jimma, West Shewa, North Shewa, East Shewa, Arssi, West Harerge, East Harerge).

Table 3b presents monthly average producers' prices of agricultural products in Oromiya Region and its zones (i.e. Bale, Borena, North West Shewa, Guji, Kelem Wellega, Horo Gudru Wellega and West Arsi Zones).

Table 4 displays monthly average producers' prices of agricultural products in Somali Region and three of its zones (i.e., Shinile, Jigjiga and Liben) and Benishangul-Gumuz Region and its zones (i.e., Metekel, Asosa and Kamashi zones).

Table (5a) presents monthly average producers' prices of agricultural products in Southern Nations, Nationalities and Peoples, SNNP, Region and its zones (i.e., Gurage, Hadiya, Kembat- Tembaro, Sidama, Gedeo, Wolayita and South Omo Zones and Shaka, Kaffa and Gamogofa special weredas).

Table (5b) refers to monthly average producers' prices of agricultural products in Southern Nations, Nationalities and Peoples, SNNP, Region and its zones (i.e., Bench-Maji, Yem special wereda, Amaro special wereda, Burji special wereda, Konso special wereda, Dirashe special wereda, Dawro special wereda, Basketo special wereda, Konta special wereda, Siltie special wereda, and Alaba special wereda).

Table 6 provides monthly average producers' prices of agricultural products in Gambella Region and its zones (i.e., zone 1 and zone 2), Harari Region, Addis Ababa Administrative Council and its zones (i.e., zone 3 and zone 6), Dire Dawa Administrative Council and national average.

Earlier issues on the monthly producers' prices include Statistical Bulletins 44, 59, 65, 85, 95, 105, 116, 122, 137, 142, 148, 149, 155, 162, 166, 173, 176, 181, 188, 190, 199, 211, 212, 219, 239, 240, 241, 250, 251, 260, 268, 273, 277, 291, 292, 293, 294, 298, 300, 303, 306, 311, 312, 314, 315, 316, 318, 322, 324, 326, 328, 333, 334, 336, 338, 341, 343, 344, 353, 354, 359, 363, 364, 372, 374, 377, 378, 383, 384 and 389.

II. Objectives

The objectives of the survey are to:

- help policy makers take decisions on production and distribution of agricultural products;
- study the level of producers' price of agricultural products charged by farmers;
- study the disparities between prices at various distribution levels;

- study changes in the economy;
- help in the valuation of output for national accounts;
- construct producers' price indices and volume of production with respect to agricultural products.

III. Scope and Coverage

The scope and coverage of the agricultural producers' price survey are constantly under review and necessary improvements are effected from time to time in an effort to incorporate commodities mostly produced by private peasants. Consequently, starting from September 1998, the number of rural enumeration areas covered in price survey has reduced from 1420 to 446. The survey currently covers about 99 selected agricultural products in about 446 Enumeration Areas at country level as compared to 65 products in 361 Farmers' Association Areas in May 1981.

The major groups of agricultural products covered by the survey include cereals, pulses, oil seeds, vegetables and fruits, potatoes and other tubers, dairy products and eggs, spices, other food items and stimulants, livestock, and hides and skins.

IV. Method of Data Collection

Agricultural producers' price is collected from private peasant households or producers' cooperatives in the selected EAs in each month of the Ethiopian Calendar year, (September to August). Information on producers' price could only be collected from peasants or producers' cooperatives if and only if their own produce is sold during the survey month. For each agricultural product a maximum of three quantity and price quotations are collected from three different private peasants or producers' cooperatives. A Kitchen balance is used to measure the quantities sold by the producer. The data collection on producers' price is done over the 30 days of the month depending upon the work load of the enumerator and the selling habits of the producers.

**Table A: Distribution of Planned and Covered Eas by Reporting level(Producer Price)
December 2006**

Reporting level	Number of Sample Eas	
	Planned	Covered
Tigray	34	33
North West Tigray	6	6
Central Tigray	10	10
East Tigray	7	6
South Tigray	8	8
Western Tigray	3	3
Afar	6	6
Zone 1	3	3
Zone 3	3	3
Amhara	106	97
North Gonder	15	14
South Gonder	11	10
North Wello	8	8
South Wello	14	14
North Shewa	18	18
East Gojam	13	13
West Gojam	11	11
Wag Hemra	3	3
Awi	6	0
Oromiya Zone	7	6
Oromiya	175	155
West Wellega	10	9
East Wellega	11	11
Illiubabore	11	11
Jimma	11	11
West Shewa	10	10
North Shewa	10	10
East Shewa	10	10
Arssi	15	14
West Harerge	9	8
East Harerge	13	13
Bale	11	10
Borena	8	4
South West Shewa	8	8
Guji	8	7
Kelem Wellega	10	7
Horo Guduru Wellega	10	6
West Arssi	10	6

Table A (Continued): December 2006

Reporting level	Number of Sample Eas	
	Planned	Covered
Somali	8	7
Shinile	2	2
Jigiga	3	3
Liben	3	2
Benishangul-Gumuz	19	13
Metekel	7	5
Asosa	7	6
Kemashi	5	2
SNNP	99	96
Gurage	8	8
Hadiya	4	4
Kembata-Tembaro	5	5
Sidama	9	9
Gedeo	4	4
Walayta	7	7
South Omo	5	5
Shaka	3	3
Kaffa	8	8
Gamogofa	11	11
Bench-Maji	8	5
Yem special wereda	2	2
Amaro special wereda	2	2
Burji special wereda	2	2
Konso special wereda	2	2
Dirashe special wereda	2	2
Dawro Zone	5	5
Basketo special wereda	2	2
Konta special wereda	2	2
Silte Zone	6	6
Alaba special wereda	2	2

Table A (Continued): December 2006

Reporting level	Number of Sample Eas	
	Planned	Covered
Gambella	9	0
Zone 1	4	0
Zone 2	5	0
Harari	2	2
Addis Ababa	3	3
Zone 3	2	2
Zone 6	1	1
Dire Dawa	2	1
TOTAL	463	413

Products in Rural Areas by Zone,
Tigray and Afer Regions

V. Definitions

Table (Continued): (Country) A 2007

- **Producers' price:** Agricultural producers' price is defined as the price of the transaction carried out by the peasant/ producer at the first point of sale for a clearly specified agricultural product. In most cases this price may not correspond to the farm-gate price as the farmer sells his product at a place outside his farm.
- **Enumeration Area:** Enumeration Area in rural is a locality that is less than or equal to farmers' association areas and mostly consists of about 150-200 households.
- **Farmers' Association:-** It is the lowest administrative unit in a settled rural area with its own jurisdiction. It is an association of rural dwellers formed by the inhabitants of a given area whose members are engaged either in agricultural or non-agricultural activities.

VI. Note

- The average column provides a simple arithmetic average price for each product.
- The symbol "-" is used for data not available or doubtful.

Table 1: Average Producers' Prices of Agricultural Products in Rural Areas by Zone, Tigray and Afar Regions (Cont'd)

December 2006
Tahesase 1999

P R I C E I N B I R R

		K I L L I L A N D Z O N E S								
ITEM	UNIT	T I G R A Y					Tigray Average	A F F A R		Afar Average
		North West Tigray	Central Tigray	Eastern Tigray	Southern Tigray	Western Tigray		Zone 1	Zone 3	
CEREALS UNMILLED										
'TEFF' WHITE.....	Kg	4.29	4.34	-	4.22	3.53	4.20	-	3.40	3.40
'TEFF' MIXED.....	Kg	3.75	3.57	-	3.17	-	3.48	-	-	-
'TEFF' BLACK.....	Kg	3.56	3.52	3.01	3.32	3.22	3.37	-	-	-
WHEAT WHITE.....	Kg	-	-	2.23	2.39	3.26	2.53	-	-	-
WHEAT MIXED.....	Kg	-	-	2.24	-	-	2.24	-	-	-
WHEAT BLACK.....	Kg	-	-	-	2.35	-	2.35	-	-	-
BARLEY WHITE.....	Kg	2.80	2.37	1.76	2.03	3.41	2.16	-	-	-
BARLEY MIXED.....	Kg	-	-	-	-	3.42	3.42	-	-	-
BARLEY BLACK.....	Kg	-	-	-	1.83	3.42	2.47	-	-	-
BARLEY /FOR BEER/.....	Kg	-	-	-	-	-	-	-	-	-
'SENEF KOLO GEBIS'.....	Kg	-	-	-	-	-	-	-	-	-
MAIZE.....	Kg	1.34	1.72	1.73	1.64	1.26	1.49	1.81	2.02	1.86
DURRAH.....	Kg	1.90	1.53	1.35	1.73	-	1.68	-	-	-
AFRICAN MILLET.....	Kg	2.31	1.85	2.51	-	2.39	2.23	-	-	-
SORGHUM YELLOW.....	Kg	1.37	-	-	1.83	-	1.62	-	-	-
SORGHUM WHITE.....	Kg	1.66	1.40	-	2.22	1.35	1.59	-	-	-
SORGHUM RED.....	Kg	1.53	1.37	-	2.11	1.45	1.57	-	-	-
SORGHUM MIXED.....	Kg	1.41	1.45	-	-	-	1.42	-	-	-
OATS WITH COVER.....	Kg	-	-	-	-	-	-	-	-	-
RICE /LOCAL/.....	Kg	-	-	-	-	-	-	-	-	-
HULLED BERLEY /'TEMEZH'/.....	Kg	-	-	-	-	-	-	-	-	-
PULSES UNMILLED										
HORSE BEANS.....	Kg	4.19	3.54	-	3.18	4.25	3.71	-	-	-
CHICK PEAS.....	Kg	4.64	4.38	-	4.01	-	4.38	-	-	-
PEAS WHITE.....	Kg	4.00	-	-	-	4.20	4.10	-	-	-
PEAS MIXED.....	Kg	-	-	-	-	-	-	-	-	-
SOYA BEANS.....	Kg	-	-	-	-	-	-	-	-	-
LENTILS.....	Kg	-	3.43	-	3.50	-	3.47	-	-	-

Table 1: Average Producers' Prices of Agricultural Products in Rural Areas by Zone, Tigray and Afar Regions (Cont'd)

December 2006
Tahesase 1999

		PRICE IN BIRR								
		KILLIL AND ZONES								
ITEM	UNIT	TIGRAY					Tigray Average	AFAR		Afar Average
		North West Tigray	Central Tigray	Eastern Tigray	Southern Tigray	Western Tigray		Zone 1	Zone 3	
HARICOT BEANS										
HARICOT BEANS	Kg	-	-	-	-	-	-	-	-	-
LIMA BEANS										
LIMA BEANS	Kg	2.28	1.37	-	-	-	-	-	1.30	1.30
VETCH										
VETCH	Kg	-	-	3.00	3.20	-	1.79	-	-	-
FENUGREEK										
FENUGREEK	Kg	-	8.61	-	7.76	-	3.15	-	-	-
OIL SEEDS										
NIGER SEED										
NIGER SEED	Kg	3.20	-	-	-	-	-	-	-	-
LINSEED WHITE										
LINSEED WHITE	Kg	-	-	-	-	3.34	3.27	-	-	-
LINSEED BLACK										
LINSEED BLACK	Kg	3.88	-	3.16	3.41	3.43	3.52	-	-	-
SESAME SEED										
SESAME SEED	Kg	5.91	-	-	-	5.36	5.61	-	-	-
SUNFLOWER										
SUNFLOWER	Kg	-	-	-	-	-	-	3.57	-	3.57
RAPE SEED										
RAPE SEED	Kg	-	3.59	-	-	-	3.59	-	-	-
CASTOR BEANS										
CASTOR BEANS	Kg	-	-	-	-	-	-	-	-	-
GROUND NUTS										
GROUND NUTS	Kg	-	5.00	-	-	-	5.00	-	-	-
VEGETABLES										
ETHIOPIAN KALE										
ETHIOPIAN KALE	Kg	-	-	-	-	-	-	-	-	-
CABBAGE										
CABBAGE	Kg	-	2.55	1.14	1.09	-	1.48	-	-	-
LETTUCE										
LETTUCE	Kg	-	-	1.17	1.28	3.33	1.64	-	-	-
SPINACH										
SPINACH	Kg	-	4.22	-	-	-	4.22	-	-	-
CARROT										
CARROT	Kg	-	-	-	1.05	-	1.05	-	-	-
TOMATO										
TOMATO	Kg	-	2.36	1.72	-	-	2.08	-	-	-
ONION										
ONION	Kg	-	3.07	-	-	-	3.07	-	-	-
GARLIC										
GARLIC	Kg	10.00	7.66	-	7.00	13.52	9.21	-	-	-
PEPPER GREEN										
PEPPER GREEN	Kg	-	5.04	5.00	-	4.81	4.95	1.60	-	1.60
GREEN PEAS										
GREEN PEAS	Kg	-	-	-	-	-	-	-	-	-
BET ROOT										
BET ROOT	Kg	-	-	-	-	-	-	-	-	-
CAULIFLOWER										
CAULIFLOWER	Kg	-	-	-	-	-	-	-	-	-
PUMPKIN										
PUMPKIN	Kg	1.03	-	-	-	1.31	1.31	-	-	-
SUGAR CANE										
SUGAR CANE	Kg	-	-	-	.80	1.27	1.03	-	-	-
								.66		.66

Table 1: Average Producers' Prices of Agricultural Products in Rural Areas by Zone, Tigray and Afar Regions (Cont'd)

December 2006
Tahesase 1999

PRICE IN BIRR										
K I L L I L A N D Z O N E S										
ITEM	UNIT	T I G R A Y					Tigray Average	A F F A R		Afar Average
		North West Tigray	Central Tigray	Eastern Tigray	Southern Tigray	Western Tigray		Zone 1	Zone 3	
CHILLIES.....	Kg	28.07	-	-	-	-	28.07	-	-	-
CORIANDER.....	Kg	-	-	-	-	-	-	-	-	-
'SENAFICH'.....	Kg	-	-	-	-	-	-	-	-	-
BASIL /DRY/.....	Kg	-	-	-	5.00	-	5.00	-	-	-
SAVORY /DRY/.....	Kg	-	-	-	-	-	-	-	-	-
RUE /NOT DRY/.....	Kg	-	-	-	4.16	-	4.16	-	-	-
LIVESTOCK										
SHEEP/CASTRATED/.....	No	-	275.00	203.33	300.00	310.00	264.44	-	-	-
LAMB.....	No	280.00	159.17	158.70	183.17	125.00	171.22	-	-	-
OTHER SHEEP/10-15Kg/.....	No	190.00	222.00	167.67	144.38	250.00	177.17	-	118.75	118.75
GOAT/CASTRATED/.....	No	374.00	300.00	380.00	300.00	385.33	354.08	135.00	145.88	138.95
KID.....	No	171.48	149.58	121.83	137.79	155.56	151.71	250.00	336.88	319.50
OTHER GOAT/10-15Kg/.....	No	216.00	146.43	216.25	184.40	284.80	204.46	83.89	142.08	117.14
CALF/1-2Years/.....	No	640.00	410.00	-	800.00	575.00	586.25	141.67	133.06	137.36
HEIFER/2-4Years/.....	No	800.00	890.00	663.00	710.00	800.00	735.42	-	-	-
COW/4 Years & Above/.....	No	895.71	787.14	635.00	773.75	1500.00	829.60	-	820.00	820.00
BULL/2-4Years/.....	No	1222.22	-	707.00	850.00	846.00	980.75	-	622.50	622.50
OX/4 Years & Above/.....	No	1489.38	1038.89	1290.00	1551.11	1922.86	1442.88	-	1700.00	1700.00
PULLET/LOCAL/.....	No	17.00	15.12	13.19	10.28	17.22	14.63	-	-	-
HEN/LOCAL/.....	No	22.75	17.73	17.13	16.25	21.11	18.35	-	-	-
COCKEREL/LOCAL/.....	No	16.10	13.67	14.92	12.76	16.31	14.66	-	-	-
COCK/LOCAL/.....	No	25.20	20.91	25.11	19.53	24.13	22.51	-	-	-
DRAUGHT ANIMALS										
DONKEY /MALE/.....	No	685.00	500.00	360.00	320.00	596.25	550.00	-	-	-
HORSE /MALE/.....	No	-	-	-	-	850.00	850.00	-	-	-
MULE /MALE/.....	No	-	-	-	-	1950.00	1950.00	-	-	-
CAMEL /MALE/.....	No	-	-	-	3050.00	-	3050.00	-	-	-
								1116.67	1116.67	

Table 1: Average Producers' Prices of Agricultural Products in Rural Areas by Zone, Tigray and Afar Regions (Cont'd)

December 2006
Tahesase 1999

P R I C E I N B I R R										
K I L L I L A N D Z O N E S										
I T E M	U N I T	T I G R A Y					Tigray Average	A F F A R		Afar Average
		North West Tigray	Central Tigray	Eastern Tigray	Southern Tigray	Western Tigray		Zone 1	Zone 3	
DAIRY PRODUCTS & EGGS										
MILK/UNPASTEURIZED/.....	Lt	-	-	-	-	-	-	4.00	-	4.00
BUTTER/UNREFINED/.....	Kg	42.57	-	29.29	42.46	40.08	38.19	-	-	-
CHEESE/COTTAGE/.....	Kg	-	-	-	-	-	-	-	-	-
EGGS/LOCAL/.....	DOZEN	6.36	4.76	4.67	5.08	5.52	5.07	5.40	4.00	4.93
HIDES AND SKINS										
BOVINE HIDES.....	No	25.00	-	-	20.00	17.81	19.32	-	-	-
SHEEP SKINS/DRY/.....	No	-	25.00	-	25.00	20.00	23.00	-	-	-
GOAT SKINS/DRY/.....	No	13.94	11.88	10.25	18.00	9.29	11.73	9.67	15.00	12.33
OTHERS										
BUCKTHORN LEAVES/DRIED/.....	Kg	6.80	15.25	10.00	-	-	11.17	-	-	-
'CHAT'.....	Kg	-	-	-	38.33	-	38.33	-	-	-
COFFEE BEANS.....	Kg	-	-	-	-	-	-	-	-	-
COFFEE WHOLE.....	Kg	-	-	-	-	-	-	-	-	-
HONEY /NOT REFINED/.....	Kg	18.00	21.56	38.67	23.84	15.00	22.00	-	-	-

P R I N T E D I N A D I S T R I C T

TYPE	K E F A C I S A R A A										Amhara Average
	North Amhara	South Amhara	East Amhara	West Amhara	Central Amhara	South Amhara	East Amhara	West Amhara	Central Amhara	South Amhara	
WHEAT	3.88	3.82	4.29	3.68	4.11	3.75	3.75	4.05	3.87	3.85	3.85
BARLEY	3.75	3.58	3.77	3.75	3.71	3.75	3.75	3.45	3.75	3.42	3.42
TEFF	3.48	3.48	3.48	3.48	3.48	3.48	3.48	3.48	3.48	3.48	3.48
MAIZE	2.75	2.75	2.75	2.75	2.75	2.75	2.75	2.75	2.75	2.75	2.75
BEANS	3.48	3.48	3.48	3.48	3.48	3.48	3.48	3.48	3.48	3.48	3.48
PEAS	3.48	3.48	3.48	3.48	3.48	3.48	3.48	3.48	3.48	3.48	3.48
VEGETABLES	3.48	3.48	3.48	3.48	3.48	3.48	3.48	3.48	3.48	3.48	3.48
FRUITS	3.48	3.48	3.48	3.48	3.48	3.48	3.48	3.48	3.48	3.48	3.48
EGGS	3.48	3.48	3.48	3.48	3.48	3.48	3.48	3.48	3.48	3.48	3.48
DAIRY	3.48	3.48	3.48	3.48	3.48	3.48	3.48	3.48	3.48	3.48	3.48
MEAT	3.48	3.48	3.48	3.48	3.48	3.48	3.48	3.48	3.48	3.48	3.48
WOLVES	3.48	3.48	3.48	3.48	3.48	3.48	3.48	3.48	3.48	3.48	3.48
OTHER	3.48	3.48	3.48	3.48	3.48	3.48	3.48	3.48	3.48	3.48	3.48
ALL	3.48	3.48	3.48	3.48	3.48	3.48	3.48	3.48	3.48	3.48	3.48
AMHARA	3.48	3.48	3.48	3.48	3.48	3.48	3.48	3.48	3.48	3.48	3.48

Table 2: Average Producers' Prices of Agricultural Products in Rural Areas by Zone, Amhara Region

CONTINUED

FINISHED

Table 2: Average Producers' Prices of Agricultural Products in Rural Areas by Zone, Amhara Region (Cont'd)

December 2006
Tahasase 1999

P R I C E I N B I R R

		K I L L I L A N D Z O N E S										
		A M H A R A										
ITEM	UNIT	North Gondar	South Gondar	North Wello	South Wello	North Shewa	East Gojam	West Gojam	Wag Hemra	Awl	Oromiya	Amhara Average
CEREALS UNMILLED												
'TEFF' WHITE.....	Kg	3.91	3.20	4.39	3.60	4.01	3.81	4.00	-	-	3.87	3.85
'TEFF' MIXED.....	Kg	3.75	3.18	3.77	3.73	3.71	3.68	3.49	-	-	3.70	3.62
'TEFF' BLACK.....	Kg	2.92	3.08	-	3.39	3.37	3.04	4.21	3.35	-	-	3.22
WHEAT WHITE.....	Kg	3.14	2.57	3.07	2.97	2.90	2.48	2.76	3.34	-	-	2.71
WHEAT MIXED.....	Kg	2.04	2.69	2.97	-	3.35	2.94	2.03	-	-	2.69	2.61
WHEAT BLACK.....	Kg	-	2.58	-	-	3.03	-	2.90	-	-	-	2.86
BARLEY WHITE.....	Kg	1.74	2.54	2.37	3.53	2.39	2.39	2.02	2.37	-	2.87	2.31
BARLEY MIXED.....	Kg	1.74	1.74	2.02	2.48	2.57	2.90	1.86	-	-	-	2.18
BARLEY BLACK.....	Kg	1.65	-	-	-	2.28	-	1.80	-	-	-	2.03
BARLEY /FOR BEER/.....	Kg	-	-	-	-	-	-	-	-	-	-	-
'SENEF KOLO GEBIS'.....	Kg	-	-	-	-	-	-	-	-	-	-	-
MAIZE.....	Kg	1.33	1.62	2.26	1.62	-	1.55	1.14	1.88	-	1.50	1.47
DURRAH.....	Kg	1.07	1.80	1.99	1.94	2.09	1.71	1.50	2.27	-	1.12	1.86
AFRICAN MILLET.....	Kg	1.87	1.89	-	2.59	-	-	1.20	-	-	-	1.97
SORGHUM YELLOW.....	Kg	1.20	-	2.57	2.47	2.60	-	-	-	-	2.10	2.30
SORGHUM WHITE.....	Kg	1.36	1.81	2.03	2.85	2.54	1.61	-	-	-	1.78	1.99
SORGHUM RED.....	Kg	1.31	-	2.75	1.77	-	-	-	1.84	-	-	1.59
SORGHUM MIXED.....	Kg	1.10	-	-	1.94	2.64	-	-	-	-	1.86	2.02
OATS WITH COVER.....	Kg	-	-	-	-	-	-	-	-	-	-	-
RICE /LOCAL/.....	Kg	-	-	-	-	-	-	-	-	-	-	-
HULLED BERLEY /'TEMEZH'/.....	Kg	3.13	-	-	-	-	-	-	-	-	-	3.13
PULSES UNMILLED												
HORSE BEANS.....	Kg	3.50	3.08	3.04	2.82	2.99	3.34	3.55	-	-	-	3.15
CHICK PEAS.....	Kg	3.83	-	3.76	4.30	4.12	3.67	-	-	-	4.05	3.97
PEAS WHITE.....	Kg	3.65	3.38	4.01	-	-	3.74	3.44	-	-	-	3.71
PEAS MIXED.....	Kg	-	3.50	3.54	3.20	3.32	3.78	3.79	-	-	-	3.39
SOYA BEANS.....	Kg	-	-	-	-	-	-	-	-	-	-	-
LENTILS.....	Kg	3.21	3.54	3.67	3.83	4.16	-	-	3.08	-	-	3.86
HARICOT BEANS.....	Kg	-	2.42	-	2.94	3.18	-	-	-	-	-	2.85

Table 2: Average Producers' Prices of Agricultural Products in Rural Areas by Zone, Amhara Region (Cont'd)

December 2006
Tahesase 1999

ITEM	UNIT	PRICE IN BIRR									Amhara Average			
		KILLIL AND ZONES												
		North Gondar	South Gondar	North Wello	South Wello	North Shewa	East Gojam	West Gojam	Wag Hemra	Awi		Oromiya		
OIL SEEDS														
LIMA BEANS.....	Kg													
VETCH.....	Kg				3.57									
FENUGREEK.....	Kg	9.42		3.30	3.33			3.46	3.33			1.66	2.85	
OIL SEEDS														
NIGER SEED.....	Kg	4.02	3.62	3.72	6.39									
LINSEED WHITE.....	Kg								4.17				3.58	4.22
LINSEED BLACK.....	Kg	4.00	3.42		5.81	4.18								
SESAME SEED.....	Kg	4.58		5.10	5.06	5.00	3.82		5.13				3.65	4.07
SUNFLOWER.....	Kg													4.47
RAPE SEED.....	Kg		1.77			2.07								2.07
CASTOR BEANS.....	Kg								2.69					2.68
GROUND NUTS.....	Kg													
VEGETABLES														
ETHIOPIAN KALE.....	Kg	2.23		1.51	.90									
CABBAGE.....	Kg			2.75		.51							1.11	1.41
LETTUCE.....	Kg													1.63
SPINACH.....	Kg			2.91										
CARROT.....	Kg													2.91
TOMATO.....	Kg	.74	1.45											
ONION.....	Kg		2.99		2.92	1.19							.87	1.23
GARLIC.....	Kg	4.09	7.14	3.90		5.83			8.22					2.35
PEPPER GREEN.....	Kg	4.00											10.00	5.52
GREEN PEAS.....	Kg													4.00
BEEF ROOT.....	Kg													
CAULIFLOWER.....	Kg													
PUMPKIN.....	Kg	1.10												
SUGAR CANE.....	Kg				1.62									
						1.67	.54		.64					1.02
														.92

Table 2: Average Producers' Prices of Agricultural Products in Rural Areas by Zone, Amhara Region (Cont'd)

December 2006
Tahesase 1999

PRICE IN BIRR

K I L L I L A N D Z O N E S												
ITEM	UNIT	A M H A R A									Amhara Average	
		North Gondar	South Gondar	North Wello	South Wello	North Shewa	East Gojam	West Gojam	Wag Hemra	Awi		Oromiya
FRUITS												
BANANA.....	Kg	-	2.28	4.11	1.25	1.99	1.28	-	-	-	.76	2.18
ORANGE.....	Kg	-	2.51	2.37	1.13	-	1.71	-	-	-	1.70	1.86
LEMON.....	Kg	-	-	-	-	.57	-	-	-	-	1.11	.71
MANDARINE.....	Kg	-	-	-	-	-	-	-	-	-	-	-
PAPAYA.....	Kg	-	-	-	-	-	-	-	-	-	-	-
GRAPES.....	Kg	-	-	-	-	-	-	-	-	-	-	-
MANGO.....	Kg	-	-	-	-	-	-	-	-	-	-	-
GUAVA.....	Kg	-	-	-	-	-	-	-	-	-	-	-
AVOCADO.....	Kg	-	-	-	-	-	-	-	-	-	-	-
CITRON.....	Kg	-	-	-	-	.83	-	-	-	-	-	.83
PINE APPLE.....	Kg	-	-	-	-	-	-	-	-	-	-	-
CACTUS /BELES/.....	Kg	-	-	-	-	-	-	-	-	-	-	-
POTATOES AND OTHER TUBERS												
POTATO.....	Kg	1.11	-	-	-	.60	.85	-	-	-	-	.70
SWEET POTATO.....	Kg	-	-	-	-	-	-	-	-	-	-	-
'KOCHO'/UNPROCESSED/.....	Kg	-	-	-	-	-	-	-	-	-	-	-
'BULA'.....	Kg	-	-	-	-	-	-	-	-	-	-	-
'GODERE'.....	Kg	-	-	-	-	-	-	-	-	-	-	-
SPICES												
PEPPER WHOLE.....	Kg	7.40	6.32	-	7.40	-	7.42	-	-	-	-	7.22
GINGER /NOT DRY/.....	Kg	-	-	-	-	-	-	-	-	-	-	-
WHITE CUMIN.....	Kg	-	-	-	6.39	-	-	-	-	-	-	6.39
BLACK CUMIN.....	Kg	-	-	-	-	-	-	-	-	-	-	-
TUMERIC /UNMILLED/.....	Kg	-	-	-	-	-	-	-	-	-	-	-
CARDAMON.....	Kg	-	-	-	-	-	-	-	-	-	-	-
FENUGREEK.....	Kg	-	-	-	-	-	-	-	-	-	-	-
CHILLIES.....	Kg	15.84	-	-	-	-	-	-	-	-	-	15.84

Table 2: Average Producers' Prices of Agricultural Products in Rural Areas by Zone, Amhara Region (Cont'd)

December 2006
Tahsase 1999

PRICE IN BIRR

KILLIL AND ZONES

ITEM	UNIT	AMHARA										Amhara Average		
		North Gondar	South Gondar	North Wello	South Wello	North Shewa	East Gojam	West Gojam	Wag Hemra	Awi	Oromiya			
CORIANDER.....	Kg	-	3.33	-	-	-	-	-	-	-	-	-	-	-
'SENAFICH'.....	Kg	-	-	-	-	-	-	-	-	-	-	-	-	3.33
BASIL /DRY/.....	Kg	-	7.16	-	5.00	-	-	-	-	-	-	-	-	-
SAVORY /DRY/.....	Kg	-	-	-	-	-	-	5.17	-	-	-	-	-	6.00
RUE /NOT DRY/.....	Kg	-	-	7.26	-	-	-	-	-	-	-	-	-	7.26
LIVESTOCK														
SHEEP/CASTRATED/.....	No	-	235.00	-	316.88	247.78	400.00	315.00	-	-	-	-	382.00	300.43
LAMB.....	No	140.00	123.69	119.08	113.63	154.73	126.83	152.76	-	-	-	183.33	135.00	132.44
OTHER SHEEP/10-15Kg/.....	No	200.00	169.67	170.00	159.58	118.83	218.57	246.20	-	-	-	-	116.67	165.82
GOAT/CASTRATED/.....	No	166.75	337.50	262.00	430.00	382.00	240.00	-	-	-	-	-	555.00	358.98
KID.....	No	131.09	119.73	138.75	111.77	123.33	112.86	103.57	-	-	-	-	120.94	122.70
OTHER GOAT/10-15Kg/.....	No	227.29	151.69	184.00	151.80	135.63	-	-	138.57	-	-	-	190.00	171.79
CALF/1-2Years/.....	No	385.00	-	310.00	256.25	400.00	-	-	-	-	-	-	-	321.50
HEIFER/2-4Years/.....	No	674.00	-	686.67	600.00	400.00	-	-	-	-	-	-	-	735.00
COW/4 Years & Above/.....	No	1426.11	1400.00	896.67	1074.00	939.00	875.00	1500.00	-	-	-	-	1000.00	1130.44
BULL/2-4Years/.....	No	1274.58	1100.00	756.67	526.67	553.75	-	-	-	-	-	-	840.00	956.33
OX/4 Years & Above/.....	No	1762.50	1516.00	1457.50	1655.00	1296.84	1469.44	1343.75	1015.00	-	-	-	1937.14	1551.63
PULLET/LOCAL/.....	No	8.96	8.35	8.85	9.68	7.20	14.33	13.90	7.20	-	-	-	10.33	9.35
HEN/LOCAL/.....	No	16.05	9.92	13.30	15.14	12.17	15.39	18.82	12.33	-	-	-	16.46	14.75
COCKEREL/LOCAL/.....	No	12.49	9.15	9.17	8.74	13.05	-	13.00	-	-	-	-	12.50	10.84
COCK/LOCAL/.....	No	17.27	15.30	14.41	16.09	18.86	17.50	21.56	12.25	-	-	-	18.22	16.75
DRAUGHT ANIMALS														
DONKEY /MALE/.....	No	635.00	582.50	-	315.00	423.33	550.00	460.00	400.00	-	-	-	270.00	497.41
HORSE /MALE/.....	No	-	-	-	-	-	-	-	-	-	-	-	-	-
MULE /MALE/.....	No	-	-	-	-	-	-	-	-	-	-	-	-	-
CAMEL /MALE/.....	No	-	-	-	-	-	-	-	-	-	-	-	-	-
													2180.00	2180.00

14

Table 2: Average Producers' Prices of Agricultural Products in Rural Areas by Zone, Amhara Region (Cont'd)

December 2006
Tahesase 1999

		P R I C E I N B I R R											
		K I L L I L A N D Z O N E S											
ITEM	UNIT	A M H A R A										Anhara Average	
		North Gondar	South Gondar	North Wello	South Wello	North Shewa	East Gojam	West Gojam	Wag Henra	Awi	Oromiya		
DAIRY PRODUCTS & EGGS													
MILK/UNPASTEURIZED/.....	Lt	-	-	-	-	-	-	-	-	-	-	4.34	4.34
BUTTER/UNREFINED/.....	Kg	22.52	20.24	27.72	26.03	27.54	31.19	23.53	-	-	-	28.84	26.12
CHEESE/COTTAGE/.....	Kg	-	-	-	-	-	-	-	-	-	-	-	-
EGGS/LOCAL/.....	DOZEN	4.76	3.99	5.20	4.25	4.65	5.00	4.79	3.45	-	-	5.34	4.68
HIDES AND SKINS													
BOVINE HIDES.....	No	35.17	-	-	38.50	-	-	-	-	-	-	33.00	35.92
SHEEP SKINS/DRY/.....	No	21.58	20.00	-	19.67	16.88	27.50	32.17	-	-	-	16.00	20.68
GOAT SKINS/DRY/.....	No	13.25	-	17.00	16.83	13.40	17.00	-	17.00	-	-	17.25	15.01
OTHERS													
BUCKTHORN LEAVES/DRIED/.....	Kg	-	6.93	3.27	2.00	3.13	3.49	5.29	-	-	-	-	4.47
'CHAT'.....	Kg	-	-	8.06	4.29	-	-	-	-	-	-	7.95	7.13
COFFEE BEANS.....	Kg	-	20.76	17.54	-	-	-	17.00	-	-	-	-	18.14
COFFEE WHOLE.....	Kg	-	-	7.81	2.38	-	-	-	-	-	-	-	7.13
HONEY /NOT REFINED/.....	Kg	11.94	-	18.00	19.01	12.68	13.67	13.28	20.00	-	-	30.79	15.29

December 2009
Tadise 2009

Product	Zone										Total	
	1	2	3	4	5	6	7	8	9	10		
CHICKEN												
CHICKEN (kg)	3.20	3.20	3.20	3.20	3.20	3.20	3.20	3.20	3.20	3.20	3.20	3.20
CHEESE												
CHEESE (kg)	1.20	1.20	1.20	1.20	1.20	1.20	1.20	1.20	1.20	1.20	1.20	1.20
EGG												
EGG (kg)	2.50	2.50	2.50	2.50	2.50	2.50	2.50	2.50	2.50	2.50	2.50	2.50
MEAT												
MEAT (kg)	3.50	3.50	3.50	3.50	3.50	3.50	3.50	3.50	3.50	3.50	3.50	3.50
MILK												
MILK (kg)	1.50	1.50	1.50	1.50	1.50	1.50	1.50	1.50	1.50	1.50	1.50	1.50
WHEAT												
WHEAT (kg)	2.00	2.00	2.00	2.00	2.00	2.00	2.00	2.00	2.00	2.00	2.00	2.00
BARLEY												
BARLEY (kg)	1.80	1.80	1.80	1.80	1.80	1.80	1.80	1.80	1.80	1.80	1.80	1.80
MAIZE												
MAIZE (kg)	1.50	1.50	1.50	1.50	1.50	1.50	1.50	1.50	1.50	1.50	1.50	1.50
TEFF												
TEFF (kg)	1.20	1.20	1.20	1.20	1.20	1.20	1.20	1.20	1.20	1.20	1.20	1.20
BEANS												
BEANS (kg)	2.20	2.20	2.20	2.20	2.20	2.20	2.20	2.20	2.20	2.20	2.20	2.20
PEAS												
PEAS (kg)	2.00	2.00	2.00	2.00	2.00	2.00	2.00	2.00	2.00	2.00	2.00	2.00
SOYABEAN												
SOYABEAN (kg)	1.80	1.80	1.80	1.80	1.80	1.80	1.80	1.80	1.80	1.80	1.80	1.80
WATERMELON												
WATERMELON (kg)	1.50	1.50	1.50	1.50	1.50	1.50	1.50	1.50	1.50	1.50	1.50	1.50
MELON												
MELON (kg)	1.80	1.80	1.80	1.80	1.80	1.80	1.80	1.80	1.80	1.80	1.80	1.80
CUCURBIT												
CUCURBIT (kg)	1.50	1.50	1.50	1.50	1.50	1.50	1.50	1.50	1.50	1.50	1.50	1.50
POTATO												
POTATO (kg)	2.50	2.50	2.50	2.50	2.50	2.50	2.50	2.50	2.50	2.50	2.50	2.50
ONION												
ONION (kg)	2.00	2.00	2.00	2.00	2.00	2.00	2.00	2.00	2.00	2.00	2.00	2.00
SPINACH												
SPINACH (kg)	1.50	1.50	1.50	1.50	1.50	1.50	1.50	1.50	1.50	1.50	1.50	1.50
NETTLE												
NETTLE (kg)	1.20	1.20	1.20	1.20	1.20	1.20	1.20	1.20	1.20	1.20	1.20	1.20
LETTUCE												
LETTUCE (kg)	1.80	1.80	1.80	1.80	1.80	1.80	1.80	1.80	1.80	1.80	1.80	1.80

Table 3a: Average Producers' Prices of Agricultural Products in Rural Areas by Zone, Oromiya Region (Cont'd)

December 2006
Tahesase 1999

PRICE IN BIRR

		KILLIL AND ZONES									
		OROMIYA									
ITEM	UNIT	West Wellega	East Wellega	Illu-babor	Jimma	West Shewa	North Shewa	East Shewa	Arssi	West Harerge	East Harerge
CEREALS UNMILLED											
'TEFF' WHITE.....	Kg	3.32	3.26	4.19	3.37	4.07	4.03	4.39	3.94	-	-
'TEFF' MIXED.....	Kg	-	3.29	3.37	3.45	3.64	3.69	4.27	3.59	-	-
'TEFF' BLACK.....	Kg	3.19	-	3.33	4.04	3.75	3.19	3.51	3.00	-	-
WHEAT WHITE.....	Kg	-	2.51	-	2.91	2.39	2.79	2.66	2.38	2.45	3.17
WHEAT MIXED.....	Kg	-	-	2.93	2.40	2.50	-	-	-	-	-
WHEAT BLACK.....	Kg	-	-	2.64	-	2.94	2.96	-	-	-	-
BARLEY WHITE.....	Kg	2.50	2.78	2.50	-	1.94	-	2.50	1.53	1.39	1.91
BARLEY MIXED.....	Kg	2.24	1.45	2.98	-	-	2.54	-	-	-	-
BARLEY BLACK.....	Kg	-	-	2.18	1.26	1.84	1.76	2.28	-	-	-
BARLEY /FOR BEER/.....	Kg	-	-	-	-	-	-	-	-	-	-
'SENEF KOLO GEBIS'.....	Kg	-	-	-	-	-	-	-	-	-	-
MAIZE.....	Kg	1.29	.89	1.22	1.18	1.19	-	1.36	1.38	1.33	1.35
DURRAH.....	Kg	1.30	1.21	-	-	1.90	1.87	1.43	1.79	-	-
AFRICAN MILLET.....	Kg	1.38	1.52	2.08	1.86	1.33	-	-	-	-	-
SORGHUM YELLOW.....	Kg	-	-	-	-	1.80	-	-	-	-	-
SORGHUM WHITE.....	Kg	1.68	-	-	1.99	1.73	2.44	-	2.81	-	-
SORGHUM RED.....	Kg	1.17	-	1.24	1.41	1.86	1.99	-	-	1.91	1.76
SORGHUM MIXED.....	Kg	-	-	1.62	1.67	2.03	2.02	-	-	-	-
OATS WITH COVER.....	Kg	-	-	-	-	-	-	-	-	-	-
RICE /LOCAL/.....	Kg	-	-	-	-	-	-	-	-	-	-
HULLED BERLEY /'TEMEZH'/..	Kg	-	-	-	-	-	-	-	-	-	-
PULSES UNMILLED											
HORSE BEANS.....	Kg	3.45	3.39	3.45	3.17	3.23	3.13	3.43	2.93	-	-
CHICK PEAS.....	Kg	-	-	-	-	4.50	3.88	3.83	-	-	-
PEAS WHITE.....	Kg	-	-	-	3.33	3.29	3.57	3.73	3.18	-	-
PEAS MIXED.....	Kg	-	3.13	3.60	3.57	3.13	3.56	-	3.32	-	-
SOYA BEANS.....	Kg	-	2.43	-	-	-	-	-	-	-	-
LENTILS.....	Kg	-	-	-	3.48	-	3.75	4.67	-	-	-

Table 3a: Average Producers' Prices of Agricultural Products in Rural Areas by Zone, Oromiya Region (Cont'd)

December 2006
Tahesase 1999

		PRICE IN BIRR									
		KILLIL AND ZONES									
		OROMIYA									
ITEM	UNIT	West Wellega	East Wellega	Illu-babor	Jimma	West Shewa	North Shewa	East Shewa	Arssi	West Harerge	East Harerge
HARICOT BEANS											
HARICOT BEANS	Kg	1.65	-	1.88	1.50	-	-	2.60	2.62	2.62	2.75
LIMA BEANS											
LIMA BEANS	Kg	2.94	-	-	2.45	-	-	2.00	-	-	1.49
VETCH											
VETCH	Kg	-	-	-	-	-	3.08	2.50	-	-	-
FENUGREEK											
FENUGREEK	Kg	-	-	7.41	-	-	-	-	9.84	6.31	13.02
OIL SEEDS											
NIGER SEED											
NIGER SEED	Kg	2.38	2.53	3.36	-	3.50	3.14	-	-	-	-
LINSEED WHITE											
LINSEED WHITE	Kg	-	-	-	-	-	-	-	-	-	-
LINSEED BLACK											
LINSEED BLACK	Kg	-	-	5.44	3.70	3.40	3.88	-	3.86	4.06	6.22
SESAME SEED											
SESAME SEED	Kg	4.25	4.92	-	-	3.03	4.59	-	-	6.32	-
SUNFLOWER											
SUNFLOWER	Kg	-	-	-	-	-	-	-	-	-	-
RAPE SEED											
RAPE SEED	Kg	2.37	1.42	3.40	1.67	1.67	3.41	-	1.76	-	1.94
CASTOR BEANS											
CASTOR BEANS	Kg	-	-	-	-	-	-	-	-	3.02	3.57
GROUND NUTS											
GROUND NUTS	Kg	-	3.60	-	-	-	-	-	-	-	-
VEGETABLES											
ETHIOPIAN KALE											
ETHIOPIAN KALE	Kg	1.27	.77	.72	.76	.97	.71	-	-	-	-
CABBAGE											
CABBAGE	Kg	-	-	-	1.52	-	-	-	1.00	-	.91
LETTUCE											
LETTUCE	Kg	-	-	-	-	-	-	-	-	-	-
SPINACH											
SPINACH	Kg	-	-	-	-	-	-	-	-	-	-
CARROT											
CARROT	Kg	-	-	-	-	-	-	-	-	-	-
TOMATO											
TOMATO	Kg	1.34	-	1.29	1.04	-	-	-	-	-	4.25
ONION											
ONION	Kg	-	2.45	-	1.96	1.51	2.82	1.29	.97	1.07	1.69
GARLIC											
GARLIC	Kg	3.85	-	10.00	-	3.71	3.33	-	1.67	2.98	1.50
PEPPER GREEN											
PEPPER GREEN	Kg	3.27	5.03	2.50	1.79	4.18	5.22	-	-	-	-
GREEN PEAS											
GREEN PEAS	Kg	-	-	-	1.17	-	-	-	-	1.43	2.50
BEET ROOT											
BEET ROOT	Kg	-	.91	-	-	2.08	-	-	-	-	-
CAULIFLOWER											
CAULIFLOWER	Kg	-	-	-	-	1.11	-	.65	-	-	2.54
PUMPKIN											
PUMPKIN	Kg	1.69	1.24	.71	.57	.86	.96	-	-	-	-
SUGAR CANE											
SUGAR CANE	Kg	.70	.94	.33	.76	1.50	-	-	-	.29	.54
											1.29

Table 3a: Average Producers' Prices of Agricultural Products in Rural Areas by Zone, Oromiya Region (Cont'd)

December 2006
Tahesase 1999

PRICE IN BIRR

		KILLIL AND ZONES									
		OROMIYA									
ITEM	UNIT	West Wellega	East Wellega	Illu- babor	Jimma	West Shewa	North Shewa	East Shewa	Arssi	West Harerge	East Harerge
FRUITS											
BANANA.....	Kg	.85	-	.65	1.11	1.26	3.44	-	2.34	1.31	1.48
ORANGE.....	Kg	.78	-	-	2.35	1.25	-	-	.57	-	-
LEMON.....	Kg	-	-	-	1.09	1.00	1.45	-	4.81	-	-
MANDARINE.....	Kg	-	-	-	-	-	-	-	-	-	-
PAPAYA.....	Kg	-	1.10	-	.75	1.50	-	-	1.27	1.37	-
GRAPES.....	Kg	-	-	-	-	-	-	-	-	-	-
MANGO.....	Kg	-	-	-	-	-	-	-	-	-	-
GUAVA.....	Kg	-	-	-	-	-	-	-	-	-	-
AVOCADO.....	Kg	-	-	-	1.07	-	-	-	-	-	-
CITRON.....	Kg	-	-	-	.78	-	-	-	-	-	-
PINE APPLE.....	Kg	-	-	-	6.25	-	-	-	-	-	-
CACTUS /BELES/.....	Kg	-	-	-	-	-	-	-	-	-	-
POTATOES AND OTHER TUBERS											
POTATO.....	Kg	-	1.05	-	2.18	1.00	-	-	-	.96	1.06
SWEET POTATO.....	Kg	.63	3.13	-	.59	.46	-	-	-	.62	1.80
'KOCHO' /UNPROCESSED/.....	Kg	-	-	-	-	2.66	-	-	-	-	-
'BULA'.....	Kg	-	-	-	-	2.56	-	-	-	-	-
'GODERE'.....	Kg	-	-	-	.38	-	-	-	-	-	-
SPICES											
PEPPER WHOLE.....	Kg	8.50	5.00	-	-	5.89	9.12	-	6.50	5.00	-
GINGER /NOT DRY/.....	Kg	5.22	7.48	-	2.85	-	-	-	-	-	-
WHITE CUMIN.....	Kg	-	-	-	-	-	-	-	-	-	-
BLACK CUMIN.....	Kg	-	-	-	-	-	-	-	7.38	-	-
TUMERIC /UNMILLED/.....	Kg	3.57	-	-	2.13	-	-	-	-	-	-
CARDAMON.....	Kg	-	-	-	-	-	-	-	-	-	-
FENUGREEK.....	Kg	-	-	-	-	4.50	-	-	-	-	-

Table 3a: Average Producers' Prices of Agricultural Products in Rural Areas by Zone, Oromiya Region (Cont'd)

December 2006
Tahasase 1999

		PRICE IN BIRR										
		KILLIL AND ZONES										
ITEM	UNIT	OROMIYA										
		West Wellega	East Wellega	Illu-babor	Jimma	West Shewa	North Shewa	East Shewa	Arasi	West Harerge	East Harerge	
CHILLIES.....	Kg	-	-	10.00	-	-	-	-	-	-	-	-
CORIANDER.....	Kg	-	-	-	-	-	-	-	-	-	-	-
'SENAFICH'.....	Kg	-	-	-	-	-	-	-	-	-	-	-
BASIL /DRY/.....	Kg	.89	.98	-	-	1.00	-	-	-	-	-	-
SAVORY /DRY/.....	Kg	-	-	-	-	1.00	-	-	-	-	-	-
RUE /NOT DRY/.....	Kg	4.23	-	1.84	-	3.06	-	-	-	-	-	-
LIVESTOCK												
SHEEP/CASTRATED/.....	No	-	416.00	325.00	362.50	345.00	512.50	375.00	520.00	-	-	200.00
LAMB.....	No	148.88	172.69	150.31	130.00	138.23	137.68	250.00	142.47	-	-	110.00
OTHER SHEEP/10-15Kg/.....	No	198.33	135.00	114.17	194.00	211.00	158.75	149.79	120.29	225.00	234.00	156.67
GOAT/CASTRATED/.....	No	-	565.00	240.00	380.00	290.00	-	305.00	320.00	426.67	490.00	490.00
KID.....	No	114.00	146.71	82.00	70.00	122.00	144.33	137.00	135.00	129.58	142.83	149.23
OTHER GOAT/10-15Kg/.....	No	197.50	100.00	120.00	115.00	138.75	-	123.89	124.50	142.83	149.23	149.23
CALF/1-2Years/.....	No	300.00	366.25	300.00	330.00	362.50	-	521.43	378.57	400.00	228.00	228.00
HEIFER/2-4Years/.....	No	619.50	778.64	450.00	570.00	664.00	-	780.00	687.86	666.67	725.00	725.00
CON/4 Years & Above/.....	No	883.75	1041.25	1006.00	817.08	567.50	880.00	918.75	961.43	962.50	1181.25	1181.25
BULL/2-4Years/.....	No	782.50	1205.00	762.00	831.00	698.57	872.00	874.29	940.00	1290.00	1377.50	1377.50
OX/4 Years & Above/.....	No	1120.00	1301.11	1330.36	1544.07	1560.71	1997.58	1870.00	1597.63	2750.00	2705.00	2705.00
PULLET/LOCAL/.....	No	13.56	19.47	7.00	-	10.50	13.17	15.38	7.13	-	-	-
HEN/LOCAL/.....	No	18.25	19.38	14.61	14.05	14.82	18.30	19.12	11.17	-	-	-
COCKEREL/LOCAL/.....	No	20.30	22.65	21.00	13.00	16.50	-	19.85	16.20	-	-	-
COCK/LOCAL/.....	No	27.48	28.03	23.71	22.80	24.23	27.90	25.02	20.52	11.73	10.39	10.39
DRAUGHT ANIMALS												
DONKEY /MALE/.....	No	670.00	-	-	800.00	515.00	361.00	400.00	450.00	600.00	500.00	500.00
HORSE /MALE/.....	No	-	-	1850.00	-	782.50	1715.00	-	700.00	-	-	-
MULE /MALE/.....	No	-	-	-	1900.00	-	-	-	-	-	-	-
CAMEL /MALE/.....	No	-	-	-	-	-	-	-	-	1400.00	-	-

Table 3a: Average Producers' Prices of Agricultural Products in Rural Areas by Zone, Oromiya Region (Cont'd)

December 2006
Tahesase 1999

		P R I C E I N B I R R									
		K I L L I L A N D Z O N E S									
ITEM	UNIT	O R O M I Y A									
		West Wellega	East Wellega	Illu-babor	Jimma	West Shewa	North Shewa	East Shewa	Arssi	West Harerge	East Harerge
DAIRY PRODUCTS & EGGS											
MILK/UNPASTEURIZED/.....	Lt	-	-	2.53	2.75	1.86	2.00	-	3.03	2.59	2.44
BUTTER/UNREFINED/.....	Kg	22.55	22.00	26.88	29.53	28.66	34.01	18.00	29.18	25.68	-
CHEESE/COTTAGE/.....	Kg	-	-	-	4.38	7.71	7.84	5.00	-	-	-
EGGS/LOCAL/.....	DOZEN	5.94	5.86	5.20	5.63	4.92	5.35	5.36	4.70	3.65	3.91
HIDES AND SKINS											
BOVINE HIDES.....	No	-	-	23.67	-	-	-	-	-	-	-
SHEEP SKINS/DRY/.....	No	-	-	18.00	20.63	23.75	32.50	25.00	28.00	-	-
GOAT SKINS/DRY/.....	No	-	-	-	-	15.00	14.00	17.75	15.00	-	-
OTHERS											
BUCKTHORN LEAVES/DRIED/...	Kg	-	-	2.50	-	4.80	-	2.50	2.21	3.60	.75
'CHAT'.....	Kg	5.84	-	7.10	10.11	-	-	-	6.13	8.50	15.51
COFFEE BEANS.....	Kg	12.22	13.82	-	13.04	-	-	-	-	16.04	15.30
COFFEE WHOLE.....	Kg	5.45	-	5.54	6.19	-	-	-	7.13	4.35	6.41
HONEY /NOT REFINED/.....	Kg	10.00	-	9.00	15.50	13.33	16.25	30.00	18.85	20.06	20.49

Crop	Zone					Average
	North West	North East	South	South West	South East	
GRAIN						
Wheat	1.45	1.40	1.40	1.40	1.40	1.40
Barley	1.40	1.40	1.40	1.40	1.40	1.40
Oats	1.40	1.40	1.40	1.40	1.40	1.40
Maize	1.40	1.40	1.40	1.40	1.40	1.40
Teff	1.40	1.40	1.40	1.40	1.40	1.40
Other	1.40	1.40	1.40	1.40	1.40	1.40
VEGETABLES AND OTHER						
Potatoes	1.40	1.40	1.40	1.40	1.40	1.40
Onions	1.40	1.40	1.40	1.40	1.40	1.40
Garlic	1.40	1.40	1.40	1.40	1.40	1.40
Other	1.40	1.40	1.40	1.40	1.40	1.40

Table 3b: Average Producers' Prices of Agricultural Products in Rural Areas by Zone, Oromiya Region

Table 3b: Average Producers' Prices of Agricultural Products in Rural Areas by Zone, Oromiya Region (Cont'd)

December 2006
Tahasase 1999

		PRICE IN BIRR						
		KILLIL AND ZONES						
ITEM	UNIT	OROMIYA					Oromiya Average	
		Bale	Borena	North West Shewa	Guji	Kelem Wellega		Horo Guduru Wellega
FRUITS								
BANANA.....	Kg	1.95	-	.78	6.33	1.46	3.42	1.73
ORANGE.....	Kg	1.40	-	-	-	2.00	-	1.57
LEMON.....	Kg	-	-	-	-	.50	-	1.41
MANDARINE.....	Kg	-	-	-	-	-	-	-
PAPAYA.....	Kg	.82	-	-	-	1.50	-	1.02
GRAPES.....	Kg	-	-	-	-	-	-	-
MANGO.....	Kg	-	-	-	-	-	-	-
GUAVA.....	Kg	.55	-	-	-	-	-	.55
AVOCADO.....	Kg	-	-	2.63	-	-	-	1.85
CITRON.....	Kg	-	-	-	-	-	-	.78
PINE APPLE.....	Kg	-	-	-	-	-	-	6.25
CACTUS /BELES/.....	Kg	-	-	-	-	-	-	-
POTATOES AND OTHER TUBERS								
POTATO.....	Kg	.69	-	-	-	2.32	1.22	1.36
SWEET POTATO.....	Kg	.63	-	-	-	1.39	.71	1.09
'KOCHO'/UNPROCESSED/.....	Kg	-	-	-	1.22	-	1.14	1.67
'BULA'.....	Kg	-	-	-	-	-	.74	1.83
'GODERE'.....	Kg	-	-	-	-	1.28	-	.83
SPICES								
PEPPER WHOLE.....	Kg	-	-	-	-	3.00	6.67	6.08
GINGER /NOT DRY/.....	Kg	-	-	-	-	3.10	-	4.08
WHITE CUMIN.....	Kg	-	-	-	-	-	-	-
BLACK CUMIN.....	Kg	10.33	-	-	-	-	-	8.86
TUMERIC /UNMILLED/.....	Kg	-	-	-	-	-	-	3.21
CARDAMON.....	Kg	-	-	-	-	3.00	-	3.00
FENUGREEK.....	Kg	-	-	-	-	10.00	-	7.80

Table 3b: Average Producers' Prices of Agricultural Products in Rural Areas by Zone, Oromiya Region (Cont'd)

December 2006
Tahesane 1999

		PRICE IN BIRR							
		KILLIL AND ZONES							
		OROMIYA							
ITEM	UNIT	Bale	Borena	North West Shewa	Guji	Kelem Wellega	Horo Guduru Wellega	West Arssi	Oromiya Average

CEREALS UNMILLED

'TEFF' WHITE.....	Kg	3.40	-	3.95	-	3.21	3.43	-	3.88
'TEFF' MIXED.....	Kg	-	-	3.53	4.27	3.10	3.03	-	3.60
'TEFF' BLACK.....	Kg	3.13	-	3.41	-	3.05	-	3.33	3.38
WHEAT WHITE.....	Kg	2.33	-	2.48	-	3.49	2.17	2.29	2.57
WHEAT MIXED.....	Kg	-	-	-	-	3.08	2.23	-	2.76
WHEAT BLACK.....	Kg	-	-	-	-	-	-	-	2.84
BARLEY WHITE.....	Kg	1.43	-	-	2.26	-	-	-	1.85
BARLEY MIXED.....	Kg	1.33	-	-	-	1.48	1.82	2.13	1.85
BARLEY BLACK.....	Kg	-	-	-	-	1.65	-	-	1.81
BARLEY /FOR BEER/.....	Kg	-	-	-	-	-	-	1.25	1.25
'SENEF KOLO GEBIS'.....	Kg	-	-	-	-	-	-	-	-
MAIZE.....	Kg	.86	-	1.32	1.01	.86	1.08	1.23	1.14
DURRAH.....	Kg	1.41	-	-	-	-	-	-	1.60
AFRICAN MILLET.....	Kg	-	-	-	-	-	-	-	1.60
SORGHUM YELLOW.....	Kg	-	-	-	-	1.54	-	-	1.53
SORGHUM WHITE.....	Kg	1.18	-	-	-	-	-	-	1.80
SORGHUM RED.....	Kg	1.15	-	1.20	-	1.28	-	-	1.72
SORGHUM MIXED.....	Kg	-	-	-	-	.95	-	-	1.62
OATS WITH COVER.....	Kg	1.50	-	-	-	-	-	-	1.84
RICE /LOCAL/.....	Kg	-	-	-	-	-	-	-	1.50
HULLED BERLEY /'TEMEZH'/.....	Kg	-	-	-	-	-	-	-	-

PULSES UNMILLED

HORSE BEANS.....	Kg	2.33	-	3.07	-	3.20	3.00	3.00	3.15
CHICK PEAS.....	Kg	4.00	-	3.55	-	-	-	-	3.85
PEAS WHITE.....	Kg	-	-	3.31	-	4.14	4.55	-	3.69
PEAS MIXED.....	Kg	-	-	-	-	3.16	3.00	-	3.30
SOYA BEANS.....	Kg	-	-	-	-	-	-	-	2.43
LENTILS.....	Kg	3.27	-	4.62	-	-	-	-	3.75

Table 3b: Average Producers' Prices of Agricultural Products in Rural Areas by Zone, Oromiya Region (Cont'd)

December 2006
Tahesase 1999

PRICE IN BIRR

KILLIL AND ZONES									
OROMIYA									
ITEM	UNIT							Oromiya Average	
		Bale	Borena	North West Shewa	Guji	Kelem Wellega	Horo Guduru Wellega		West Arssi
HARICOT BEANS.....	Kg	-	-	1.25	-	1.65	-	2.77	2.12
LIMA BEANS.....	Kg	3.39	-	-	2.00	1.89	-	2.30	2.06
VETCH.....	Kg	-	-	2.88	-	-	-	-	2.96
FENUGREEK.....	Kg	-	-	-	-	-	14.97	-	10.49
OIL SEEDS									
NIGER SEED.....	Kg	-	-	3.50	-	2.00	3.38	-	2.87
LINSEED WHITE.....	Kg	-	-	-	-	-	-	-	4.06
LINSEED BLACK.....	Kg	2.75	-	3.36	-	-	4.80	3.45	3.89
SESAME SEED.....	Kg	-	-	-	-	-	4.90	-	4.92
SUNFLOWER.....	Kg	-	-	-	-	-	-	-	-
RAPE SEED.....	Kg	-	-	-	-	1.47	2.56	2.00	2.17
CASTOR BEANS.....	Kg	3.35	-	-	-	-	-	-	3.31
GROUND NUTS.....	Kg	-	-	-	-	-	3.20	-	3.40
VEGETABLES									
ETHIOPIAN KALE.....	Kg	.61	-	2.51	.77	1.25	-	-	.88
CABBAGE.....	Kg	.66	-	-	-	1.46	-	.38	.94
LETTUCE.....	Kg	-	-	-	-	-	-	-	-
SPINACH.....	Kg	-	-	-	-	-	-	-	-
CARROT.....	Kg	.63	-	-	-	1.66	-	.80	1.70
TOMATO.....	Kg	-	-	-	-	1.00	-	-	1.30
ONION.....	Kg	1.78	-	-	-	2.50	3.33	-	2.22
GARLIC.....	Kg	-	-	-	-	5.48	7.52	-	5.36
PEPPER GREEN.....	Kg	1.49	-	-	2.00	2.23	3.68	-	2.84
GREEN PEAS.....	Kg	-	-	-	-	-	-	-	1.17
BEEF ROOT.....	Kg	.68	-	-	-	1.56	1.14	-	1.60
CAULIFLOWER.....	Kg	-	-	-	-	4.85	-	-	3.60
PUMPKIN.....	Kg	.74	-	-	.69	.82	.50	-	.86
SUGAR CANE.....	Kg	.49	.35	.38	-	.50	.97	-	.68

Table 3b: Average Producers' Prices of Agricultural Products In Rural Areas by Zone, Oromiya Region (Cont'd)

December 2006
Tahasase 1999

		PRICE IN BIRR							
		KILLIL AND ZONES							
ITEM	UNIT	OROMIYA							Oromiya Average
		Bale	Borena	North West Shewa	Guji	Kelem Wellega	Horo Guduru Wellega	West Arssi	
CHILLIES.....	Kg	-	-	-	-	-	-	-	-
CORIANDER.....	Kg	2.00	-	-	-	-	7.58	-	8.38
'SENAFICH'.....	Kg	-	-	-	-	-	5.08	-	3.54
BASIL /DRY/.....	Kg	-	-	-	-	-	-	-	1.00
SAVORY /DRY/.....	Kg	-	-	-	-	-	-	-	.94
RUE /NOT DRY/.....	Kg	1.00	-	-	-	-	-	-	1.00
LIVESTOCK									
SHEEP/CASTRATED/.....	No	-	420.00	-	-	-	-	-	-
LAMB.....	No	152.20	150.33	160.25	179.17	297.50	337.00	483.33	387.89
OTHER SHEEP/10-15Kg/.....	No	118.07	-	150.00	-	159.38	203.75	180.00	155.69
GOAT/CASTRATED/.....	No	280.00	306.67	456.67	225.00	173.33	150.00	151.67	163.01
KID.....	No	150.38	162.14	148.33	137.50	180.00	207.50	425.00	357.68
OTHER GOAT/10-15Kg/.....	No	99.50	190.00	413.33	163.33	90.00	154.44	188.57	138.19
CALF/1-2Years/.....	No	445.00	555.00	283.75	-	100.00	-	100.43	136.70
HEIFER/2-4Years/.....	No	837.00	830.00	615.83	-	300.00	445.00	470.00	400.12
COW/4 Years & Above/.....	No	958.00	1062.50	1033.33	573.33	468.33	652.00	693.33	681.47
BULL/2-4Years/.....	No	755.56	970.00	879.00	1220.00	510.00	980.00	787.56	944.43
OX/4 Years & Above/.....	No	1406.88	1813.00	1525.38	1120.00	556.00	714.00	617.78	848.61
PULLET/LOCAL/.....	No	5.30	12.25	13.58	1697.50	1078.33	1304.00	1466.25	1727.61
HEN/LOCAL/.....	No	8.10	15.67	18.05	11.41	14.35	13.67	10.00	11.46
COCKEREL/LOCAL/.....	No	7.84	10.00	15.00	10.78	17.92	16.35	12.25	15.01
COCK/LOCAL/.....	No	12.99	16.75	26.65	16.88	17.20	16.67	54.70	18.38
					15.73	25.88	21.03	18.78	20.88
DRAUGHT ANIMALS									
DONKEY /MALE/.....	No	550.00	580.00	-	-	670.00	515.00	-	530.50
HORSE /MALE/.....	No	-	-	1200.00	-	-	-	-	1038.82
MULE /MALE/.....	No	-	-	-	-	-	-	653.33	2062.50
CAMEL /MALE/.....	No	1855.00	2100.00	-	-	-	2225.00	-	1802.50

Table 3b: Average Producers' Prices of Agricultural Products in Rural Areas by Zone, Oromiya Region (Cont'd)

December 2006
Tahasase 1999

P R I C E I N B I R R									
K I L L I L A N D Z O N E S									
I T E M	U N I T	O R O M I Y A							Oromiya Average
		Bale	Borena	North West Shewa	Guji	Kelem Wellega	Horo Guduru Wellega	West Arssi	
DAIRY PRODUCTS & EGGS									
MILK/UNPASTEURIZED/.....	Lt	3.03	1.91	-	4.10	-	-	2.00	2.65
BUTTER/UNREFINED/.....	Kg	30.04	20.69	20.13	25.26	24.78	26.99	28.04	26.72
CHEESE/COTTAGE/.....	Kg	-	-	5.24	-	-	-	-	5.66
EGGS/LOCAL/.....	DOZEN	3.49	5.05	5.89	3.67	6.51	4.72	4.73	4.93
HIDES AND SKINS									
BOVINE HIDES.....	No	-	-	-	-	-	28.00	-	24.75
SHEEP SKINS/DRY/.....	No	19.25	-	-	-	22.00	18.75	-	22.15
GOAT SKINS/DRY/.....	No	10.13	-	-	-	-	6.00	10.00	11.69
OTHERS									
BUCKTHORN LEAVES/DRIED/...	Kg	-	-	-	-	-	1.78	-	2.59
'CHAT'.....	Kg	14.54	-	-	6.17	13.45	-	-	11.20
COFFEE BEANS.....	Kg	-	-	-	-	-	-	-	14.56
COFFEE WHOLE.....	Kg	5.47	-	-	-	6.74	-	-	5.84
HONEY /NOT REFINED/.....	Kg	11.08	-	21.32	11.30	10.86	12.33	13.50	15.27

Table 4: Average Producers' Prices of Agricultural Products in Rural Areas by Zone, Somele and Benishangul-Gumuz Regions (Cont'd)

December 2006
Tahesase 1999

PRICE IN BIRR

ITEM	UNIT	KILLIL AND ZONES							
		SOMALI			Somali Average	BENISHANGUL-GUMUZ			Benishangul-Gumuz Average
		Shinile	Jig Jiga	Liben		Metekel	Asosa	Kamashi	
CEREALS UNMILLED									
'TEFF' WHITE	Kg	-	-	-	-	-	-	-	
'TEFF' MIXED	Kg	-	-	-	-	-	-	-	
'TEFF' BLACK	Kg	-	-	-	-	-	-	-	
WHEAT WHITE	Kg	-	-	-	-	-	-	-	
WHEAT MIXED	Kg	-	2.12	-	2.12	-	-	-	
WHEAT BLACK	Kg	-	-	-	-	-	-	-	
BARLEY WHITE	Kg	-	-	-	-	-	-	-	
BARLEY MIXED	Kg	-	-	-	-	-	-	-	
BARLEY BLACK	Kg	-	-	-	-	-	-	-	
BARLEY /FOR BEER/	Kg	-	-	-	-	-	-	-	
'SENEF KOLO GEBIS'	Kg	-	-	-	-	-	-	-	
MAIZE	Kg	-	-	-	-	1.19	1.28	1.00	
DURRAH	Kg	-	-	-	-	1.40	-	1.30	
AFRICAN MILLET	Kg	-	-	-	-	1.31	-	-	
SORGHUM YELLOW	Kg	-	-	-	-	1.27	2.25	-	
SORGHUM WHITE	Kg	-	-	-	-	1.75	1.97	1.07	
SORGHUM RED	Kg	-	-	-	-	-	1.79	-	
SORGHUM MIXED	Kg	-	-	-	-	-	2.19	-	
OATS WITH COVER	Kg	-	-	-	-	-	-	-	
RICE /LOCAL/	Kg	-	-	-	-	-	-	-	
HULLED BERLEY /'TEMEZH'/	Kg	-	-	-	-	-	-	-	
PULSES UNMILLED									
HORSE BEANS	Kg	-	-	-	-	-	-	-	
CHICK PEAS	Kg	-	-	-	-	-	-	-	
PEAS WHITE	Kg	-	-	-	-	-	-	-	
PEAS MIXED	Kg	-	-	-	-	-	-	-	
SOYA BEANS	Kg	-	-	-	-	-	2.03	-	
LENTILS	Kg	-	-	-	-	-	-	-	
HARICOT BEANS	Kg	-	-	-	-	-	3.27	-	

35

Table 4: Average Producers' Prices of Agricultural Products in Rural Areas by Zone, Somali and Benishangul-Gumuz Regions (Cont'd)

December 2006
Tahasase 1999

		PRICE IN BIRR								
		KILLIL AND ZONES								
ITEM	UNIT	SOMALI			Somali Average	BENISHANGUL-GUMUZ			Benishangul -Gumuz Average	
		Shinile	Jig Jiga	Liben		Metekel	Asosa	Kamashi		
LIMA BEANS.....	Kg	-	-	-	-	-	-	-	-	
VETCH.....	Kg	-	-	-	-	2.31	-	-	-	
FENUGREEK.....	Kg	-	-	-	-	-	-	-	2.31	
OIL SEEDS										
NIGER SEED.....	Kg	-	-	-	-	-	-	-	-	
LINSEED WHITE.....	Kg	-	-	-	-	2.50	2.37	-	2.40	
LINSEED BLACK.....	Kg	-	-	-	-	-	-	-	-	
SESAME SEED.....	Kg	-	-	-	-	-	-	-	-	
SUNFLOWER.....	Kg	-	-	-	-	4.86	4.18	4.38	4.37	
RAPE SEED.....	Kg	-	-	-	-	-	-	-	-	
CASTOR BEANS.....	Kg	-	-	-	-	-	-	-	-	
GROUND NUTS.....	Kg	-	-	-	-	-	-	-	-	
VEGETABLES										
ETHIOPIAN KALE.....	Kg	-	-	-	-	-	-	-	-	
CABBAGE.....	Kg	-	-	-	-	-	2.38	-	2.38	
LETTUCE.....	Kg	-	-	-	-	-	1.74	-	1.74	
SPINACH.....	Kg	-	-	-	-	-	-	-	-	
CARROT.....	Kg	-	-	-	-	-	-	-	-	
TOMATO.....	Kg	-	-	-	-	-	-	-	-	
ONION.....	Kg	-	-	-	-	-	-	-	-	
GARLIC.....	Kg	-	1.10	1.10	1.10	-	4.12	-	4.12	
PEPPER GREEN.....	Kg	-	-	-	-	-	1.71	-	1.71	
GREEN PEAS.....	Kg	-	-	-	-	-	-	-	-	
BEEF ROOT.....	Kg	-	-	-	-	2.00	1.10	2.00	1.36	
CAULIFLOWER.....	Kg	-	-	-	-	-	-	-	-	
PUMPKIN.....	Kg	-	-	-	-	-	-	-	-	
SUGAR CANE.....	Kg	-	-	-	-	-	.68	.46	.62	
						.95			.95	

Table 4: Average Producers' Prices of Agricultural Products in Rural Areas by Zone, Somale and Benishangul-Gumuz Regions (Cont'd)

December 2006
Tahasase 1999

PRICE IN BIRR

ITEM	UNIT	SOMALI				BENISHANGUL-GUMUZ			Benishangul -Gumuz Average
		Shinile	Jig Jiga	Liben	Somali Average	Metekel	Asosa	Kamashi	
FRUITS									
BANANA.....	Kg	-	-	1.89	1.89	1.51	1.36	-	1.43
ORANGE.....	Kg	1.09	-	-	1.09	-	.95	-	.95
LEMON.....	Kg	1.91	-	-	1.91	.67	1.41	-	.49
MANDARINE.....	Kg	-	-	-	-	-	-	-	-
PAPAYA.....	Kg	-	-	-	-	-	1.44	-	1.44
GRAPES.....	Kg	-	-	-	-	-	-	-	-
MANGO.....	Kg	-	-	-	-	-	-	-	-
GUAVA.....	Kg	-	-	-	-	-	-	-	-
AVOCADO.....	Kg	-	-	-	-	-	-	-	-
CITRON.....	Kg	-	-	-	-	-	-	-	-
PINE APPLE.....	Kg	-	-	-	-	-	-	-	-
CACTUS /BELES/.....	Kg	-	-	-	-	-	-	-	-
POTATOES AND OTHER TUBERS									
POTATO.....	Kg	-	-	-	-	2.77	-	-	2.77
SWEET POTATO.....	Kg	-	-	-	-	-	.73	.89	.76
'KOCHO'/UNPROCESSED/.....	Kg	-	-	-	-	-	-	-	-
'BULA'.....	Kg	-	-	-	-	-	-	-	-
'GODERE'.....	Kg	-	-	-	-	-	-	-	-
SPICES									
PEPPER WHOLE.....	Kg	-	-	-	-	-	6.11	11.81	8.39
GINGER /NOT DRY/.....	Kg	-	-	-	-	-	-	-	-
WHITE CUMIN.....	Kg	-	-	-	-	-	-	-	-
BLACK CUMIN.....	Kg	-	-	-	-	-	-	-	-
TUMERIC /UNMILLED/.....	Kg	-	-	-	-	-	-	-	-
CARDAMON.....	Kg	-	-	-	-	-	-	-	-
FENUGREEK.....	Kg	-	-	-	-	-	-	-	-
CHILLIES.....	Kg	-	-	-	-	-	15.13	-	15.13

Table 4: Average Producers' Prices of Agricultural Products in Rural Areas by Zone, Somale and Benishangul-Gumuz Regions (Cont'd)

December 2006
Tahesase 1999

P R I C E I N B I R R									
K I L L I L A N D Z O N E S									
I T E M	U N I T	S O M A L I			S o m a l i A v e r a g e	B E N I S H A N G U L - G U M U Z			B e n i s h a n g u l - G u m u z A v e r a g e
		S h i n i l e	J i g J i g a	L i b e n		M e t e k e l	A s o s a	K a m a s h i	
DAIRY PRODUCTS & EGGS									
MILK/UNPASTEURIZED/.....	Lt	3.52	3.39	-	3.44	1.24	-	-	1.24
BUTTER/UNREFINED/.....	Kg	-	-	11.76	11.76	22.37	24.66	13.40	22.28
CHEESE/COTTAGE/.....	Kg	-	-	-	-	-	-	-	-
EGGS/LOCAL/.....	DOZEN	3.00	3.77	3.50	3.61	4.36	7.14	-	6.26
HIDES AND SKINS									
BOVINE HIDES.....	No	-	-	-	-	-	-	-	-
SHEEP SKINS/DRY/.....	No	-	-	-	-	-	-	-	-
GOAT SKINS/DRY/.....	No	-	-	3.00	3.00	-	-	-	-
OTHERS									
BUCKTHORN LEAVES/DRIED/.....	Kg	-	-	-	-	-	-	-	-
'CHAT'.....	Kg	5.37	7.28	-	6.52	-	5.49	-	5.49
COFFEE BEANS.....	Kg	-	12.99	-	12.99	-	-	-	-
COFFEE WHOLE.....	Kg	-	-	-	-	-	-	-	-
HONEY /NOT REFINED/.....	Kg	-	-	-	-	-	10.91	-	10.91

Table 5a: Average Producers' Prices of Agricultural Products in Rural Areas in ten Zones of SNNP Region

Item	C E N T R A L Z O N E										Average	Standard Deviation	Minimum	Maximum	
	1	2	3	4	5	6	7	8	9	10					
BEANS	4.10	3.85	3.81	3.81	3.81	3.81	3.81	3.81	3.81	3.81	3.81	3.81	3.81	3.81	3.81
CHICKEN	3.25	3.25	3.25	3.25	3.25	3.25	3.25	3.25	3.25	3.25	3.25	3.25	3.25	3.25	3.25
EGGS	2.00	2.00	2.00	2.00	2.00	2.00	2.00	2.00	2.00	2.00	2.00	2.00	2.00	2.00	2.00
MAIZE	1.50	1.50	1.50	1.50	1.50	1.50	1.50	1.50	1.50	1.50	1.50	1.50	1.50	1.50	1.50
WHEAT	2.50	2.50	2.50	2.50	2.50	2.50	2.50	2.50	2.50	2.50	2.50	2.50	2.50	2.50	2.50
...

Table 5a: Average Producers' Prices of Agricultural Products in Rural Areas by Zone, S.N.N.P.R Region (Cont'd)

December 2006
Tahesase 1999

P R I C E I N B I R R

		K I L L I L A N D Z O N E S									
		S O U T H E R N N A T I O N S , N A T I O N A L I T I E S A N D P E O P L E S '									
ITEM	UNIT	Gurage	Hadiya	Kembata Tembaro	Sidama	Gedeo	Wolayita	South Omo	Shaka	Kaffa	Gamogofa
CEREALS UNMILLED											
'TEFF' WHITE.....	Kg	4.18	4.00	3.81	-	-	4.53	3.52	-	-	3.13
'TEFF' MIXED.....	Kg	3.83	3.79	3.66	-	-	3.80	3.24	-	-	3.33
'TEFF' BLACK.....	Kg	-	-	-	-	-	3.37	-	3.00	3.60	-
WHEAT WHITE.....	Kg	2.65	2.22	2.31	-	-	2.51	-	-	2.98	-
WHEAT MIXED.....	Kg	-	-	2.25	-	-	2.50	-	-	2.43	-
WHEAT BLACK.....	Kg	-	-	2.33	-	-	-	-	-	-	3.70
BARLEY WHITE.....	Kg	-	2.57	1.82	1.89	-	2.61	-	-	2.56	-
BARLEY MIXED.....	Kg	2.13	-	-	-	-	2.00	-	-	2.46	3.70
BARLEY BLACK.....	Kg	2.80	1.82	-	-	-	-	1.50	1.55	-	-
BARLEY /FOR BEER/.....	Kg	-	-	-	-	-	-	-	-	-	-
'SENEF KOLO GEBIS'.....	Kg	-	-	-	2.23	-	-	-	-	-	-
MAIZE.....	Kg	-	1.55	-	1.16	-	1.40	-	1.09	1.09	1.16
DURRAH.....	Kg	1.16	-	-	-	-	-	-	-	1.00	1.36
AFRICAN MILLET.....	Kg	-	-	-	-	-	-	-	1.98	-	-
SORGHUM YELLOW.....	Kg	-	-	-	-	-	-	-	-	-	-
SORGHUM WHITE.....	Kg	-	-	-	-	-	-	-	-	-	-
SORGHUM RED.....	Kg	-	1.32	-	-	-	-	-	-	2.93	-
SORGHUM MIXED.....	Kg	-	-	-	-	-	-	-	-	-	-
OATS WITH COVER.....	Kg	-	-	-	-	-	-	-	-	-	-
RICE /LOCAL/.....	Kg	-	-	-	-	-	-	-	-	-	-
HULLED BERLEY /'TEMEZH'/.....	Kg	-	-	-	-	-	-	-	-	-	-
PULSES UNMILLED											
HORSE BEANS.....	Kg	-	3.88	3.85	3.02	-	3.53	-	-	3.48	3.22
CHICK PEAS.....	Kg	-	-	-	-	-	-	-	-	-	-
PEAS WHITE.....	Kg	3.60	-	-	-	-	3.60	-	-	4.00	-
PEAS MIXED.....	Kg	-	4.12	-	-	-	2.75	-	-	3.56	3.33
SOYA BEANS.....	Kg	-	-	-	-	-	3.38	-	-	-	-
LENTILS.....	Kg	-	-	-	-	-	-	-	-	-	-
HARICOT BEANS.....	Kg	2.00	2.06	-	-	-	-	-	-	-	-
LIMA BEANS.....	Kg	-	-	-	1.97	-	2.25	-	-	1.91	1.77

Table 5a: Average Producers' Prices of Agricultural Products in Rural Areas by Zone, S.W.N.P.R Region (Cont'd)

December 2006
Tahesase 1999

		PRICE IN BIRR									
		KILLIL AND ZONES									
ITEM	UNIT	SOUTHERN NATIONS, NATIONALITIES AND PEOPLES'									
		Gurage	Hadiya	Kembata Tenbaro	Sidama	Gedeo	Wolayita	South Omo	Shaka	Kaffa	Gemogofa
VETCH.....	Kg	-	-	-	-	-	-	-	-	-	-
FENUGREEK.....	Kg	-	-	-	-	-	-	-	-	-	-
OIL SEEDS											
NIGER SEED.....	Kg	-	-	-	-	-	-	-	-	-	-
LINSEED WHITE.....	Kg	-	-	-	-	-	-	-	-	-	-
LINSEED BLACK.....	Kg	-	-	-	-	-	-	-	-	-	-
SESAME SEED.....	Kg	-	-	-	-	-	-	-	-	-	-
SUNFLOWER.....	Kg	-	-	-	-	-	-	-	-	-	-
RAPE SEED.....	Kg	-	3.54	-	-	-	-	-	-	-	-
CASTOR BEANS.....	Kg	-	-	-	-	-	-	-	-	-	-
GROUND NUTS.....	Kg	-	-	-	-	-	-	-	-	-	3.93
VEGETABLES											
ETHIOPIAN KALE.....	Kg	-	-	-	-	-	-	-	-	-	-
CABBAGE.....	Kg	-	.51	.38	.57	1.65	.40	.51	1.00	.99	.29
LETTUCE.....	Kg	.47	-	1.09	-	-	-	-	-	-	-
SPINACH.....	Kg	-	-	-	-	-	-	-	-	-	-
CARROT.....	Kg	-	-	-	-	-	-	-	-	-	-
TOMATO.....	Kg	-	-	1.20	-	-	-	-	-	-	-
ONION.....	Kg	-	-	.71	-	-	-	-	-	-	.82
GARLIC.....	Kg	-	-	-	-	2.99	-	-	-	-	.98
PEPPER GREEN.....	Kg	-	-	-	-	-	-	3.35	-	12.92	1.40
GREEN PEAS.....	Kg	-	-	-	1.91	2.63	1.49	-	-	2.31	-
BEET ROOT.....	Kg	.90	-	-	-	-	-	-	1.79	-	-
CAULIFLOWER.....	Kg	-	-	1.34	-	-	-	-	-	-	-
PUMPKIN.....	Kg	-	-	-	-	-	-	-	-	1.04	1.47
SUGAR CANE.....	Kg	-	.67	-	.28	-	.47	-	-	.85	.26
					.42		.38	.35	.86	.29	

Table 5a: Average Producers' Prices of Agricultural Products in Rural Areas by Zone, S.N.N.P.R Region (Cont'd)

December 2006
Tahasase 1999

PRICE IN BIRR

		K I L L I L A N D Z O N E S									
		S O U T H E R N N A T I O N S, N A T I O N A L I T I E S A N D P E O P L E S'									
ITEM	UNIT	Gurage	Hadiya	Kembata Tembaro	Sidama	Gedeo	Wolayita	South Omo	Shaka	Kaffa	Gamogofa
FRUITS											
BANANA.....	Kg	1.98	-	.95	1.09	.54	1.21	.63	1.43	.77	1.06
ORANGE.....	Kg	.99	-	-	-	-	-	-	1.67	-	.29
LEMON.....	Kg	-	-	-	-	-	-	-	-	-	-
MANDARINE.....	Kg	-	-	-	-	-	.68	.34	-	.80	-
PAPAYA.....	Kg	1.06	-	-	-	-	-	-	-	-	-
GRAPES.....	Kg	-	-	-	-	-	-	-	-	-	-
MANGO.....	Kg	-	-	1.61	-	-	-	-	-	-	-
GUAVA.....	Kg	-	-	-	-	-	-	-	-	-	-
AVOCADO.....	Kg	1.41	1.00	1.47	.69	-	1.13	-	1.82	-	1.52
CITRON.....	Kg	-	-	-	-	-	-	-	-	-	-
PINE APPLE.....	Kg	-	-	-	-	-	-	-	-	-	-
CACTUS /BELES/.....	Kg	-	-	-	-	-	-	-	-	-	-
POTATOES AND OTHER TUBERS											
POTATO.....	Kg	-	-	1.21	.54	-	.68	-	-	-	1.11
SWEET POTATO.....	Kg	-	-	.35	.68	-	.47	-	-	-	.35
'KOCHO'/UNPROCESSED/.....	Kg	.60	.73	.71	.78	.67	.49	-	.67	.66	.88
'BULA'.....	Kg	4.52	-	-	1.35	-	2.02	-	.64	-	2.06
'GODERE'.....	Kg	-	-	.44	-	-	.46	-	.25	.57	.40
SPICES											
PEPPER WHOLE.....	Kg	-	-	-	-	-	2.17	-	-	-	-
GINGER /NOT DRY/.....	Kg	-	-	-	-	-	-	-	-	-	-
WHITE CUMIN.....	Kg	-	-	-	-	-	-	-	-	-	-
BLACK CUMIN.....	Kg	-	-	-	-	-	-	-	-	-	-
TUMERIC /UNMILLED/.....	Kg	-	-	-	-	-	-	-	-	-	-
CARDAMON.....	Kg	-	-	-	1.79	-	-	4.48	-	.71	.83
FENUGREEK.....	Kg	-	-	-	-	-	-	-	-	-	-
CHILLIES.....	Kg	-	-	-	-	-	4.00	-	-	-	4.00
CORIANDER.....	Kg	-	-	-	-	-	-	-	-	-	-

Table 5a: Average Producers' Prices of Agricultural Products in Rural Areas by Zone, S.N.N.P.R Region (Cont'd)

December 2006
Tahesase 1999

PRICE IN BIRR

ITEM	UNIT	KILLIL AND ZONES									
		SOUTHERN NATIONS, NATIONALITIES AND PEOPLES'									
		Gurage	Hadiya	Kembata Tembaro	Sidama	Gedeo	Wolayita	South Omo	Shaka	Kaffa	Gamogofa

DAIRY PRODUCTS & EGGS

MILK/UNPASTEURIZED/.....	Lt	-	-	-	-	-	-	-	-	-	-
BUTTER/UNREFINED/.....	Kg	27.93	34.22	30.62	29.00	-	29.95	20.10	30.98	24.45	27.96
CHEESE/COTTAGE/.....	Kg	8.02	9.96	8.39	-	-	4.81	-	9.23	6.15	3.00
EGGS/LOCAL/.....	DOZEN	6.09	5.88	4.77	4.73	5.60	4.76	3.71	6.40	5.22	4.34

HIDES AND SKINS

BOVINE HIDES.....	No	14.58	-	-	15.50	-	-	17.50	-	-	-
SHEEP SKINS/DRY/.....	No	20.00	-	18.00	27.25	-	-	-	-	-	-
GOAT SKINS/DRY/.....	No	8.00	-	-	-	-	-	4.33	-	-	-

OTHERS

BUCKTHORN LEAVES/DRIED/.....	Kg	3.84	-	-	-	-	2.86	-	-	-	-
'CHAT'.....	Kg	3.84	3.46	-	5.39	-	2.10	4.99	-	-	-
COFFEE BEANS.....	Kg	-	14.71	-	11.50	10.00	12.94	-	10.56	9.83	13.81
COFFEE WHOLE.....	Kg	3.88	7.76	3.47	5.26	-	3.44	2.70	5.00	4.50	3.23
HONEY /NOT REFINED/.....	Kg	17.57	-	16.00	-	-	-	8.05	-	-	-

Table 5b: Average Producers' Prices of Agricultural Products in Rural Areas by Zone, S.N.N.P.R Region (Cont'd)

December 2006
Tahesase 1999

PRICE IN BIRR

ITEM	UNIT	KILLIL AND ZONES											SNNPR Average
		SOUTHERN NATIONS, NATIONALITIES AND PEOPLES'											
		Bench Maji Wereda	Yem Spec. Wereda	Amaro Spec. Wereda	Burji Spec. Wereda	Konso Spec. Wereda	Dirashe Special Wereda	Dawro Zone	Basketo Special Wereda	Konta Special Wereda	Silte Zone	Alaba Special Wereda	

CEREALS UNMILLED

'TEFF' WHITE.....	Kg	3.06	-	3.70	3.53	3.12	4.14	3.26	3.30	3.13	3.84	4.14	3.77
'TEFF' MIXED.....	Kg	-	-	3.18	-	3.09	-	-	-	-	3.63	-	3.54
'TEFF' BLACK.....	Kg	-	-	3.64	-	-	-	-	-	-	3.20	-	3.50
WHEAT WHITE.....	Kg	-	2.26	2.78	2.97	-	-	2.58	-	-	2.39	2.33	2.50
WHEAT MIXED.....	Kg	-	-	-	-	-	-	-	-	-	2.43	-	2.39
WHEAT BLACK.....	Kg	-	-	-	-	-	-	-	-	-	-	-	2.88
BARLEY WHITE.....	Kg	-	-	2.27	2.85	-	-	-	-	-	-	-	2.25
BARLEY MIXED.....	Kg	2.00	2.67	-	-	-	-	2.14	1.60	-	-	-	2.47
BARLEY BLACK.....	Kg	2.50	-	-	-	-	-	-	-	1.58	-	-	1.99
BARLEY /FOR BEER/.....	Kg	-	-	-	-	-	-	2.14	-	-	-	-	-
'SENEF KOLO GEBIS'.....	Kg	-	-	-	-	-	-	-	-	-	-	-	-
MAIZE.....	Kg	1.00	-	-	1.35	1.25	1.00	1.37	-	1.06	1.25	1.19	1.24
DURRAH.....	Kg	-	-	-	-	-	-	-	-	-	1.00	-	1.10
AFRICAN MILLET.....	Kg	-	-	-	-	-	-	-	-	-	-	-	1.98
SORGHUM YELLOW.....	Kg	-	-	-	-	-	1.40	-	-	-	-	-	1.40
SORGHUM WHITE.....	Kg	-	-	-	1.06	-	1.38	-	-	-	-	-	1.33
SORGHUM RED.....	Kg	-	-	.92	-	.88	1.03	-	-	.93	-	-	1.33
SORGHUM MIXED.....	Kg	-	-	-	.80	-	-	-	-	-	-	-	.80
OATS WITH COVER.....	Kg	-	-	-	-	-	-	-	-	-	-	-	-
RICE /LOCAL/.....	Kg	-	-	-	-	-	-	-	-	-	-	-	-
HULLED BERLEY /'TEMEZH'/.....	Kg	-	-	-	-	-	-	-	-	-	-	-	-

PULSES UNMILLED

HORSE BEANS.....	Kg	-	2.76	-	-	-	3.20	2.50	2.35	-	-	-	3.33
CHICK PEAS.....	Kg	-	-	-	-	-	-	-	-	-	-	-	-
PEAS WHITE.....	Kg	-	3.10	-	-	-	3.15	-	-	-	-	-	3.48
PEAS MIXED.....	Kg	-	2.84	-	-	-	2.43	-	2.35	4.00	-	-	3.18
SOYA BEANS.....	Kg	-	-	-	-	-	-	-	-	-	-	-	3.38
LENTILS.....	Kg	-	-	-	-	-	4.05	-	-	-	-	-	4.05
HARICOT BEANS.....	Kg	-	-	-	-	-	-	-	-	2.09	-	-	2.06

Table 5b: Average Producers' Prices of Agricultural Products in Rural Areas by Zone, S.W.N.P.R Region (Cont'd)

December 2006
Tahesase 1999

PRICE IN BIRR

ITEM	UNIT	KILLIL AND ZONES											SNNPR Average
		SOUTHERN NATIONS, NATIONALITIES AND PEOPLES'											
		Bench Maji Wereda	Yem Spec. Wereda	Amaro Spec. Wereda	Burji Spec. Wereda	Konso Spec. Wereda	Dirashe Special Wereda	Dawro Zone	Basketo Special Wereda	Konta Special Wereda	Silte Zone	Alaba Special Wereda	
LIMA BEANS													
LIMA BEANS.....	Kg	.98	-	-	1.32	.84	-	1.55	-	-	-	-	1.65
VETCH													
VETCH.....	Kg	-	-	-	-	-	-	-	-	-	-	-	-
FENUGREEK													
FENUGREEK.....	Kg	-	-	-	-	-	-	-	-	-	-	-	-
OIL SEEDS													
NIGER SEED													
NIGER SEED.....	Kg	-	-	-	-	-	-	-	-	-	-	-	-
LINSEED WHITE													
LINSEED WHITE.....	Kg	-	-	-	-	-	-	-	-	-	-	-	-
LINSEED BLACK													
LINSEED BLACK.....	Kg	2.17	-	-	-	-	-	-	-	-	-	-	-
SESAME SEED													
SESAME SEED.....	Kg	-	-	-	-	-	-	4.17	-	-	-	-	3.50
SUNFLOWER													
SUNFLOWER.....	Kg	-	-	-	1.39	-	-	-	-	-	-	-	-
RAPE SEED													
RAPE SEED.....	Kg	-	-	-	-	-	-	-	-	-	-	-	1.39
CASTOR BEANS													
CASTOR BEANS.....	Kg	-	-	-	-	-	-	-	-	-	-	-	1.39
GROUND NUTS													
GROUND NUTS.....	Kg	-	-	-	-	-	-	-	-	-	1.75	-	2.83
VEGETABLES													
ETHIOPIAN KALE													
ETHIOPIAN KALE.....	Kg	.52	.81	.38	-	-	-	-	-	-	-	-	-
CABBAGE													
CABBAGE.....	Kg	.50	-	-	-	-	-	-	-	.62	.78	-	.74
LETTUCE													
LETTUCE.....	Kg	-	-	-	-	-	-	-	.80	-	-	-	.79
SPINACH													
SPINACH.....	Kg	-	-	-	-	-	-	-	-	-	-	-	-
CARROT													
CARROT.....	Kg	-	1.43	-	-	-	-	-	-	-	-	-	-
TOMATO													
TOMATO.....	Kg	-	-	-	-	-	-	-	-	-	-	-	-
ONION													
ONION.....	Kg	-	-	-	3.01	4.78	-	-	-	-	1.18	-	1.16
GARLIC													
GARLIC.....	Kg	-	-	-	-	-	-	2.90	-	-	-	-	2.44
PEPPER GREEN													
PEPPER GREEN.....	Kg	3.57	-	-	-	-	-	-	-	-	-	-	2.39
GREEN PEAS													
GREEN PEAS.....	Kg	-	-	-	-	-	-	-	-	-	-	-	6.54
BEEF ROOT													
BEEF ROOT.....	Kg	-	1.21	-	-	-	-	-	-	.67	-	-	2.02
CAULIFLOWER													
CAULIFLOWER.....	Kg	-	-	-	-	-	-	-	-	-	.91	-	1.19
PUMPKIN													
PUMPKIN.....	Kg	.31	-	.40	.42	-	-	-	-	-	-	-	-
SUGAR CANE													
SUGAR CANE.....	Kg	.42	.62	-	.46	-	-	1.00	.45	-	-	-	.55
									.23		.77		.42

Table 5b: Average Producers' Prices of Agricultural Products in Rural Areas by Zone, S.N.N.P.R Region (Cont'd)

December 2006
Tahasase 1999

PRICE IN BIRR

K I L L I L A N D Z O N E S													
ITEM	UNIT	S O U T H E R N N A T I O N A L I T I E S A N D P E O P L E S'										SNNPR Average	
		Bench Maji Wereda	Yem Spec. Wereda	Amaro Spec. Wereda	Burji Spec. Wereda	Konso Spec. Wereda	Dirashe Special Wereda	Dawro Zone	Basketo Special Wereda	Konta Special Wereda	Silte Zone		Alaba Special Wereda
FRUITS													
BANANA.....	Kg	.31	-	.55	-	.51	1.00	.53	.87	.30	-	-	.88
ORANGE.....	Kg	-	-	-	-	-	1.19	-	1.27	-	-	-	.92
LEMON.....	Kg	-	-	-	-	-	-	-	-	-	-	-	-
MANDARINE.....	Kg	-	-	-	-	-	-	-	-	-	-	-	-
PAPAYA.....	Kg	-	-	-	.70	-	-	-	-	-	1.63	-	.77
GRAPES.....	Kg	-	-	-	-	-	-	-	-	-	-	-	-
MANGO.....	Kg	-	-	-	-	-	-	-	-	-	-	-	1.61
GUAVA.....	Kg	-	-	-	-	-	-	-	-	-	-	-	-
AVOCADO.....	Kg	-	-	-	-	-	-	-	3.18	-	-	-	1.40
CITRON.....	Kg	-	-	-	-	-	-	-	-	-	-	-	-
PINE APPLE.....	Kg	-	-	-	-	-	-	-	-	-	-	-	-
CACTUS /BELES/.....	Kg	-	-	-	-	-	-	-	-	-	-	-	-
POTATOES AND OTHER TUBERS													
POTATO.....	Kg	-	-	-	-	-	-	-	-	-	-	-	.86
SWEET POTATO.....	Kg	-	-	-	-	-	-	.50	-	-	-	-	.42
'KOCHO'/UNPROCESSED/.....	Kg	.50	-	.83	-	-	.67	-	-	-	.55	-	.68
'BULA'.....	Kg	-	-	-	-	-	-	-	-	2.04	-	-	1.81
'GODERE'.....	Kg	.29	-	-	-	-	-	-	-	-	-	-	.41
SPICES													
PEPPER WHOLE.....	Kg	-	-	-	-	-	-	-	-	-	8.21	8.08	7.77
GINGER /NOT DRY/.....	Kg	-	-	-	-	-	-	-	-	-	-	-	-
WHITE CUMIN.....	Kg	-	-	-	-	-	-	-	-	-	-	-	-
BLACK CUMIN.....	Kg	-	-	-	-	-	-	-	-	-	-	-	-
TUMERIC /UNMILLED/.....	Kg	-	-	-	-	-	-	-	-	-	-	-	-
CARDAMOM.....	Kg	-	-	-	-	-	-	1.81	-	-	-	-	2.21
FENUGREEK.....	Kg	-	-	-	-	-	-	-	-	-	-	-	-
CHILLIES.....	Kg	6.67	-	-	-	-	-	-	-	-	-	-	4.67

Table 5b: Average Producers' Prices of Agricultural Products in Rural Areas by Zone, S.N.N.P.R Region (Cont'd)

December 2006
Tahesase 1999

PRICE IN BIRR

KILLIL AND ZONES

ITEM	UNIT	SOUTHERN NATIONS, NATIONALITIES AND PEOPLES'											SNNPR Average			
		Bench Maji Wereda	Yem Spec. Wereda	Amaro Spec. Wereda	Burji Spec. Wereda	Konso Spec. Wereda	Dirashe Special Wereda	Dawro Zone	Basketo Special Wereda	Konta Special Wereda	Silte Zone	Alaba Special Wereda				
CORIANDER.....	Kg	-	-	-	-	-	-	-	-	-	-	-	-	-	-	
'SENAFICH'.....	Kg	-	-	-	-	-	-	-	-	-	-	-	-	-	-	
BASIL /DRY/.....	Kg	-	-	-	-	-	-	-	-	-	-	-	-	-	-	
SAVORY /DRY/.....	Kg	-	-	-	-	-	-	-	-	-	-	-	-	-	-	
RUE /NOT DRY/.....	Kg	-	-	-	-	-	-	-	-	-	-	-	-	-	3.33	
LIVESTOCK																
SHEEP/CASTRATED/.....	No	450.00	-	365.00	-	-	-	-	-	-	-	-	-	-	-	2.09
LAMB.....	No	196.00	103.67	135.00	138.33	-	-	281.11	-	-	-	-	-	287.33	323.49	
OTHER SHEEP/10-15Kg/.....	No	110.00	-	84.00	175.00	325.00	125.00	108.00	-	145.00	149.58	136.00	152.19	-	-	
GOAT/CASTRATED/.....	No	-	-	351.67	-	-	-	156.25	-	220.00	100.00	-	155.07	-	-	
KID.....	No	-	-	128.00	143.33	-	77.00	-	-	-	288.33	205.00	329.71	-	-	
OTHER GOAT/10-15Kg/.....	No	195.00	135.00	-	-	-	-	-	-	-	163.89	-	151.30	-	-	
CALF/1-2Years/.....	No	200.00	-	385.00	421.67	-	-	100.00	-	-	-	-	153.50	-	-	
HEIFER/2-4Years/.....	No	-	-	-	900.00	-	-	385.00	200.00	-	-	-	356.51	-	-	
COW/4 Years & Above/.....	No	1150.00	-	1240.00	-	-	-	631.00	400.00	580.00	736.67	-	613.90	-	-	
BULL/2-4Years/.....	No	618.33	-	880.00	-	-	-	622.00	-	975.00	728.33	740.00	970.18	-	-	
OX/4 Years & Above/.....	No	1192.00	1758.33	1450.00	1483.33	2815.00	-	516.57	-	470.00	760.00	-	636.52	-	-	
PULLET/LOCAL/.....	No	6.50	-	8.00	5.42	-	-	1260.00	976.67	1080.00	1445.00	1188.33	1480.61	-	-	
HEN/LOCAL/.....	No	10.58	10.00	10.00	9.50	13.75	11.00	5.63	5.00	5.83	8.67	-	9.05	-	-	
COCKEREL/LOCAL/.....	No	12.33	-	7.00	13.67	8.00	-	10.50	11.00	8.25	12.86	16.17	13.33	-	-	
COCK/LOCAL/.....	No	22.00	19.00	15.67	16.25	15.88	16.17	14.67	15.00	13.75	16.50	23.17	20.90	-	-	
DRAUGHT ANIMALS																
DONKEY /MALE/.....	No	-	440.00	-	-	-	-	775.00	-	-	466.67	-	530.00	-	-	
HORSE /MALE/.....	No	-	-	-	-	-	-	-	-	-	-	-	910.00	-	-	
MULE /MALE/.....	No	-	-	-	-	-	-	-	-	-	-	-	2110.00	-	-	
CAMEL /MALE/.....	No	-	-	-	-	-	-	2110.00	-	-	-	-	-	-	-	

Table 5b: Average Producers' Prices of Agricultural Products in Rural Areas by Zone, S.N.N.P.R Region (Cont'd)

December 2006
Tahasase 1999

P R I C E I N B I R R

K I L L I L A N D Z O N E S													
ITEM	UNIT	S O U T H E R N N A T I O N S , N A T I O N A L I T I E S A N D P E O P L E S '											SNNPR Average
		Bench Maji Wereda	Yem Spec. Wereda	Amaro Spec. Wereda	Burji Spec. Wereda	Konso Spec. Wereda	Dirashe Special Wereda	Dawro Zone	Basketo Special Wereda	Konta Special Wereda	Silte Zone	Alaba Special Wereda	
DAIRY PRODUCTS & EGGS													
MILK/UNPASTEURIZED/.....	Lt	-	-	-	-	-	-	-	-	-	-	-	-
BUTTER/UNREFINED/.....	Kg	26.84	21.74	-	28.95	-	-	29.68	29.41	21.75	32.04	-	28.48
CHEESE/COTTAGE/.....	Kg	5.92	5.10	-	-	-	-	3.39	-	3.63	5.86	-	6.71
EGGS/LOCAL/.....	DOZEN	4.14	4.54	3.29	4.00	4.55	6.00	3.30	5.76	3.36	5.07	5.10	4.84
HIDES AND SKINS													
BOVINE HIDES.....	No	-	-	-	-	-	-	17.88	-	-	-	-	16.07
SHEEP SKINS/DRY/.....	No	-	-	18.00	-	-	-	29.25	-	-	23.50	-	23.88
GOAT SKINS/DRY/.....	No	-	-	9.00	-	-	-	16.15	-	-	-	-	8.90
OTHERS													
BUCKTHORN LEAVES/DRIED/.....	Kg	-	-	-	-	-	-	-	-	-	-	-	3.60
'CHAT'.....	Kg	5.00	3.53	-	-	-	-	-	-	3.45	12.25	2.38	4.90
COFFEE BEANS.....	Kg	10.80	-	-	-	-	-	-	-	-	-	-	11.83
COFFEE WHOLE.....	Kg	5.50	-	-	4.35	-	5.00	-	3.05	-	-	-	4.47
HONEY /NOT REFINED/.....	Kg	-	-	-	-	-	6.00	-	-	-	7.29	-	11.26

Table 8: Average Producers' Prices of Agricultural
Products in Rural Areas by Zone,
Gambela, Harari, Addis Ababa and
Dire Dawa Regions

Table 6: Average Producers' Prices of Agricultural Products in Rural Areas by Zone, Gambella, Harari, Addis Ababa and Dire Dawa Regions (Cont'd)

December 2006
Tahesase 1999

PRICE IN BIRR										
K I L L I L A N D Z O N E S										
ITEM	UNIT	GAMBELLA		Gambella Average	Harari	ADDIS ABABA		Addis Ababa Average	Dire Dawa	National Average
		Zone 1	Zone 2			Zone 3	Zone 6			
CEREALS UNMILLED										
'TEFF' WHITE.....	Kg	-	-	-	-	4.88	4.87	4.87	-	3.90
'TEFF' MIXED.....	Kg	-	-	-	-	3.97	-	3.97	-	3.59
'TEFF' BLACK.....	Kg	-	-	-	-	3.68	4.00	3.81	-	3.35
WHEAT WHITE.....	Kg	-	-	-	-	2.98	2.92	2.96	-	2.59
WHEAT MIXED.....	Kg	-	-	-	-	3.00	-	3.00	-	2.58
WHEAT BLACK.....	Kg	-	-	-	-	-	-	-	-	2.81
BARLEY WHITE.....	Kg	-	-	-	-	-	-	-	-	2.15
BARLEY MIXED.....	Kg	-	-	-	-	-	-	-	-	2.20
BARLEY BLACK.....	Kg	-	-	-	-	-	-	-	-	2.01
BARLEY /FOR BEER/.....	Kg	-	-	-	-	-	-	-	-	2.01
'SENEF KOLO GERIS'.....	Kg	-	-	-	-	-	-	-	-	1.25
MAIZE.....	Kg	-	-	-	-	-	-	-	-	2.23
DURRAH.....	Kg	-	-	-	-	-	-	-	-	1.26
AFRICAN MILLET.....	Kg	-	-	-	-	-	-	-	-	1.65
SORGHUM YELLOW.....	Kg	-	-	-	-	-	-	-	-	1.78
SORGHUM WHITE.....	Kg	-	-	-	-	-	-	-	-	2.00
SORGHUM RED.....	Kg	-	-	-	-	-	-	-	-	1.77
SORGHUM MIXED.....	Kg	-	-	-	-	-	-	-	-	1.58
OATS WITH COVER.....	Kg	-	-	-	-	-	-	-	-	1.90
RICE /LOCAL/.....	Kg	-	-	-	-	-	-	-	-	1.50
HULLED BERLEY /'TEMEZH'/.....	Kg	-	-	-	-	-	-	-	-	3.13
PULSES UNMILLED										
HORSE BEANS.....	Kg	-	-	-	-	4.00	-	4.00	-	3.23
CHICK PEAS.....	Kg	-	-	-	-	-	4.63	4.63	-	4.06
PEAS WHITE.....	Kg	-	-	-	-	-	-	-	-	3.69
PEAS MIXED.....	Kg	-	-	-	-	-	-	-	-	3.31
SOYA BEANS.....	Kg	-	-	-	-	-	-	-	-	2.50
LENTILS.....	Kg	-	-	-	-	5.85	4.67	5.51	-	3.93
HARICOT BEANS.....	Kg	-	-	-	-	-	-	-	-	2.30

Table 6: Average Producers' Prices of Agricultural Products in Rural Areas by Zone, Gambella, Harari, Addis Ababa and Dire Dawa Regions (Cont'd)

December 2006
Tahesase 1999

PRICE IN BIRR										
K I L L I L A N D Z O N E S										
ITEM	UNIT	GAMBELLA		Gambella Average	Harari	ADDIS ABABA		Addis Ababa Average	Dire Dawa	National Average
		Zone 1	Zone 2			Zone 3	Zone 6			
FRUITS										
BANANA.....	Kg	-	-	-	-	-	-	-	-	1.45
ORANGE.....	Kg	-	-	-	-	-	-	-	-	1.53
LEMON.....	Kg	-	-	-	-	-	-	-	-	1.13
MANDARINE.....	Kg	-	-	-	-	-	-	-	-	-
PAPAYA.....	Kg	-	-	-	-	-	-	-	-	1.17
GRAPES.....	Kg	-	-	-	-	-	-	-	-	-
MANGO.....	Kg	-	-	-	-	-	-	-	-	1.61
GUAVA.....	Kg	-	-	-	-	-	-	-	-	1.03
AVOCADO.....	Kg	-	-	-	-	-	-	-	-	1.44
CITRON.....	Kg	-	-	-	-	-	-	-	-	.81
PINE APPLE.....	Kg	-	-	-	-	-	-	-	-	6.25
CACTUS /BELES/.....	Kg	-	-	-	-	-	-	-	-	-
POTATOES AND OTHER TUBERS										
POTATO.....	Kg	-	-	-	-	-	-	-	-	1.24
SWEET POTATO.....	Kg	-	-	-	-	-	-	-	-	.86
'KOCHO'/UNPROCESSED/.....	Kg	-	-	-	-	-	-	-	-	.78
'BULA'.....	Kg	-	-	-	-	-	-	-	-	1.82
'GODERE'.....	Kg	-	-	-	-	-	-	-	-	.60
SPICES										
PEPPER WHOLE.....	Kg	-	-	-	-	-	-	-	-	8.82
GINGER /NOT DRY/.....	Kg	-	-	-	-	-	-	-	-	4.08
WHITE CUMIN.....	Kg	-	-	-	-	-	-	-	-	-
BLACK CUMIN.....	Kg	-	-	-	-	-	-	-	-	8.24
TUMERIC /UNMILLED/.....	Kg	-	-	-	-	-	-	-	-	3.21
CARDAMON.....	Kg	-	-	-	-	-	-	-	-	2.37
FENUGREEK.....	Kg	-	-	-	-	-	-	-	-	7.80
CHILLIES.....	Kg	-	-	-	-	-	-	-	-	13.84

Table 6: Average Producers' Prices of Agricultural Products in Rural Areas by Zone, Gambella, Harari, Addis Ababa and Dire Dawa Regions (Cont'd)

December 2006
Tahesase 1999

PRICE IN BIRR										
KILLIL AND ZONES										
ITEM	UNIT	GAMBELLA			Harari	ADDIS ABABA		Addis Ababa Average	Dire Dawa	National Average
		Zone 1	Zone 2	Gambella Average		Zone 3	Zone 6			
CORIANDER.....	Kg	-	-	-	-	-	-	-	-	-
'SENAFICH'.....	Kg	-	-	-	-	-	-	-	-	3.51
BASIL /DRY/.....	Kg	-	-	-	-	-	-	-	-	1.00
SAVORY /DRY/.....	Kg	-	-	-	-	-	-	-	-	3.88
RUE /NOT DRY/.....	Kg	-	-	-	-	-	-	-	-	1.00
LIVESTOCK										3.30
SHEEP/CASTRATED/.....	No	-	-	-	-	-	-	-	-	-
LAMB.....	No	-	-	-	-	513.33	-	513.33	-	340.64
OTHER SHEEP/10-15Kg/.....	No	-	-	-	110.00	210.00	135.50	180.20	-	149.49
GOAT/CASTRATED/.....	No	-	-	-	-	200.00	-	200.00	100.00	162.20
KID.....	No	-	-	-	-	-	-	-	195.00	348.79
OTHER GOAT/10-15Kg/.....	No	-	-	-	-	-	-	-	-	134.53
CALF/1-2Years/.....	No	-	-	-	-	-	-	-	95.00	157.27
HEIFER/2-4Years/.....	No	-	-	-	-	-	-	-	-	392.63
COW/4 Years & Above/.....	No	-	-	-	-	-	-	-	-	663.10
BULL/2-4Years/.....	No	-	-	-	1000.00	-	-	-	-	961.73
OX/4 Years & Above/.....	No	-	-	-	-	-	-	-	-	823.06
PULLET/LOCAL/.....	No	-	-	-	-	-	3345.00	3345.00	-	1614.65
HEN/LOCAL/.....	No	-	-	-	9.00	-	-	-	-	10.93
COCKEREL/LOCAL/.....	No	-	-	-	15.00	19.00	25.25	22.13	-	15.35
COCK/LOCAL/.....	No	-	-	-	-	35.67	36.00	35.80	-	15.05
DRAUGHT ANIMALS										20.33
DONKEY /MALE/.....	No	-	-	-	-	-	-	-	-	527.55
HORSE /MALE/.....	No	-	-	-	-	-	-	-	-	993.75
MULE /MALE/.....	No	-	-	-	-	-	-	-	-	2037.14
CAMEL /MALE/.....	No	-	-	-	-	-	-	-	-	1754.44

Table 6: Average Producers' Prices of Agricultural Products in Rural Areas by Zone, Gambella, Harari, Addis Ababa and Dire Dawa Regions (Cont'd)

December 2006
Tahesase 1999

P R I C E I N B I R R										
K I L L I L A N D Z O N E S										
I T E M	U N I T	G A M B E L L A			H a r a r i	A D D I S A B A B A		A d d i s A b a b a A v e r a g e	D i r e D a w a	N a t i o n a l A v e r a g e
		Z o n e 1	Z o n e 2	G a m b e l l a A v e r a g e		Z o n e 3	Z o n e 6			
DAIRY PRODUCTS & EGGS										
MILK/UNPASTEURIZED/.....	Lt	-	-	-	2.65	3.08	-	3.08	1.85	2.74
BUTTER/UNREFINED/.....	Kg	-	-	-	-	37.91	-	37.91	-	27.40
CHEESE/COTTAGE/.....	Kg	-	-	-	-	9.52	9.30	9.37	-	6.54
EGGS/LOCAL/.....	DOZEN	-	-	-	4.43	7.38	6.00	6.92	3.00	4.89
HIDES AND SKINS										
BOVINE HIDES.....	No	-	-	-	-	36.67	-	36.67	-	22.68
SHEEP SKINS/DRY/.....	No	-	-	-	-	26.00	-	26.00	-	22.11
GOAT SKINS/DRY/.....	No	-	-	-	-	-	-	-	-	12.75
OTHERS										
BUCKTHORN LEAVES/DRIED/.....	Kg	-	-	-	-	-	-	-	-	5.21
'CHAT'.....	Kg	-	-	-	17.95	-	-	-	-	10.07
COFFEE BEANS.....	Kg	-	-	-	-	-	-	-	-	14.12
COFFEE WHOLE.....	Kg	-	-	-	-	-	-	-	-	5.49
HONEY /NOT REFINED/.....	Kg	-	-	-	-	-	-	-	-	16.07