


**THE FEDERAL DEMOCRATIC REPUBLIC OF ETHIOPIA  
CENTRAL STATISTICAL AUTHORITY**

**REPORT ON LARGE AND MEDIUM SCALE  
MANUFACTURING AND ELECTRICITY  
INDUSTRIES SURVEY**

**JUNE 1998**



**ADDIS ABABA  
OCTOBER, 1998**

---

191

STATISTICAL BULLETIN

191

---

28/03/91

**THE FEDERAL DEMOCRATIC REPUBLIC OF ETHIOPIA  
CENTRAL STATISTICAL AUTHORITY**

**REPORT ON LARGE AND MEDIUM SCALE  
MANUFACTURING AND ELECTRICITY  
INDUSTRIES SURVEY**

**JUNE 1998**

የግብአት ስብሰባ ስርዓት  
ዩ.ኤስ.ኤል. ሊብራሪ  
U. S. A. Library

**ADDIS ABABA  
OCTOBER, 1998**

---

191

STATISTICAL BULLETIN


191

---

THE FEDERAL DEMOCRATIC REPUBLIC OF ETHIOPIA  
CENTRAL STATISTICAL AUTHORITY

REPORT ON LARGE AND MEDIUM SCALE  
MANUFACTURING AND ELECTRICITY  
INDUSTRIES SURVEY

JUNE 1988



ADDIS ABABA  
OCTOBER 1988

191

STATISTICAL BULLETIN

191

PREPARED AND PRINTED BY  
CENTRAL STATISTICAL AUTHORITY  
P.O.BOX 1143 ADDIS ABABA  
Tel. 55-30-11

## CONTENTS

	<u>PAGE NO.</u>
LIST OF TABLES . . . . .	(II)
LIST OF FIGURES . . . . .	(VIII)
ABBREVIATIONS . . . . .	(IX)
<b>PART I. INTRODUCTION AND OBJECTIVES OF THE SURVEY</b>	
1. INTRODUCTION . . . . .	1
2. OBJECTIVES OF THE SURVEY . . . . .	2
<b>PART II. SURVEY METHODOLOGY, DATA COLLECTION AND PROCESSING</b>	
1. SCOPE, COVERAGE AND CONTENT . . . . .	5
2. BASIC CONCEPTS AND DEFINITIONS . . . . .	6
3. TRAINING OF FIELD STAFF . . . . .	12
4. METHOD OF DATA COLLECTION AND FIELD ORGANIZATION . . . . .	12
5. DATA PROCESSING . . . . .	14
a. EDITING, CODING AND VERIFICATION . . . . .	14
b. DATA ENTRY, CLEANING AND TABULATION . . . . .	14
<b>PART III. SUMMARY OF THE MAJOR FINDINGS OF THE SURVEY . . . . .</b>	<b>15</b>
<b>PART IV. STATISTICAL TABLES ON LARGE AND MEDIUM SCALE MANUFACTURING INDUSTRIES, 1996/97 (1989 E.F.Y.) . . . . .</b>	<b>41</b>
<b>PART V. STATISTICAL TABLES ON TIME SERIES DATA OF LARGE AND MEDIUM SCALE MANUFACTURING INDUSTRIES, 1992/93 - 1996/97 (1985 - 1989 E.F.Y.) . . . . .</b>	<b>151</b>
<b>PART VI. STATISTICAL TABLES ON ELECTRICITY INDUSTRIES, 1992/93 - 1996/97 (1985 - 1989 E.F.Y.) . . . . .</b>	<b>193</b>
<b>ANNEX: SURVEY QUESTIONNAIRE . . . . .</b>	<b>199</b>

LIST OF TABLES

PART III SUMMARY OF SELECTED SURVEY RESULTS

<u>TABLE NO.</u>	<u>PAGE NO.</u>
SUMMARY TABLE 3.1	
DISTRIBUTION OF LARGE AND MEDIUM SCALE MANUFACTURING INDUSTRIES BY REGIONAL STATES AND INDUSTRIAL GROUP - PUBLIC AND PRIVATE.....	18
SUMMARY TABLE 3.2	
NUMBER OF PERSONS ENGAGED BY INDUSTRIAL GROUP - PUBLIC AND PRIVATE.....	20
SUMMARY TABLE 3.3	
NUMBER OF EMPLOYEES BY INDUSTRIAL GROUP - PUBLIC AND PRIVATE.....	21
SUMMARY TABLE 3.4	
RATIO OF MAJOR INDICATORS - PUBLIC AND PRIVATE.....	22
SUMMARY TABLE 3.5	
RATIO OF IMPORTED TO TOTAL RAW MATERIAL COSTS BY INDUSTRIAL GROUP - PUBLIC AND PRIVATE.....	24
SUMMARY TABLE 3.6	
PERCENTAGE DISTRIBUTION OF VALUE ADDED BY INDUSTRIAL GROUP - PUBLIC AND PRIVATE.....	25
SUMMARY TABLE 3.7	
RATIO OF COST OF ENERGY CONSUMED TO TOTAL INDUSTRIAL COST BY INDUSTRIAL GROUP - PUBLIC AND PRIVATE.....	27
SUMMARY TABLE 3.8	
RATIO OF VALUE ADDED TO GROSS VALUE OF PRODUCTION BY INDUSTRIAL GROUP - PUBLIC AND PRIVATE.....	28

TABLE NO.

PAGE NO.

SUMMARY TABLE 3.9  
 PERCENTAGE DISTRIBUTION OF ESTABLISHMENTS BY FIRST  
 MAJOR REASON FOR NOT BEING FULLY OPERATIONAL AND  
 INDUSTRIAL GROUP - PUBLIC AND PRIVATE.....30

SUMMARY TABLE 3.10  
 PERCENTAGE DISTRIBUTION OF ESTABLISHMENTS BY  
 FIRST REASON FOR NOT WORKING AT FULL CAPACITY AND  
 INDUSTRIAL GROUP - PUBLIC AND PRIVATE..... 31

SUMMARY TABLE 3.11  
 PERCENTAGE DISTRIBUTION OF ESTABLISHMENTS BY TYPE  
 OF FIRST MAJOR OPERATIONAL PROBLEM FACED  
 AND INDUSTRIAL GROUP - PUBLIC AND PRIVATE.....32

**PART IV. STATISTICAL TABLES ON LARGE AND MEDIUM SCALE  
 MANUFACTURING INDUSTRIES, 1996/97 (1989 E.F.Y.)**

<u>TABLE NO.</u>		<u>PAGE NO.</u>
4.1	COVERAGE OF THE SURVEY .....	43
4.2	PAID-UP CAPITAL OF REPORTING ESTABLISHMENTS BY SOURCE OF OWNERSHIP AND INDUSTRIAL GROUP .....	45
4.3	NUMBER OF REPORTING ESTABLISHMENTS BY SIZE OF PAID-UP CAPITAL AND INDUSTRIAL GROUP - PUBLIC AND PRIVATE ...	47
4.4	NUMBER OF REPORTING ESTABLISHMENTS BY SIZE OF PAID-UP CAPITAL AND INDUSTRIAL GROUP - PUBLIC .....	49
4.5	NUMBER OF REPORTING ESTABLISHMENTS BY SIZE OF PAID-UP CAPITAL AND INDUSTRIAL GROUP - PRIVATE .....	51
4.6	NUMBER OF ESTABLISHMENTS BY INDUSTRIAL GROUP AND FORM OF OWNERSHIP .....	53
4.7	NUMBER OF OWNERS OF PRIVATE ESTABLISHMENTS BY FORM OF OWNERSHIP, SEX AND INDUSTRIAL GROUP .....	55
4.8	NUMBER OF ESTABLISHMENTS WITH AND WITHOUT BOOKS OF ACCOUNTS BY THE CALENDAR YEAR THEIR BOOKS OF ACCOUNTS ARE KEPT AND INDUSTRIAL GROUP - PUBLIC AND PRIVATE ..	57
4.9	NUMBER OF ESTABLISHMENTS WITH AND WITHOUT BOOKS OF ACCOUNTS BY THE CALENDAR YEAR THEIR BOOKS OF ACCOUNTS ARE KEPT AND INDUSTRIAL GROUP - PUBLIC .....	59

4.10	NUMBER OF ESTABLISHMENTS WITH AND WITHOUT BOOKS OF ACCOUNTS BY THE CALENDAR YEAR THEIR BOOKS OF ACCOUNTS ARE KEPT AND INDUSTRIAL GROUP - PRIVATE .....	61
4.11	NUMBER OF PERSONS ENGAGED BY SEX, NATIONALITY AND TOTAL WAGES AND SALARIES AND INDUSTRIAL GROUP - PUBLIC AND PRIVATE .....	63
4.12	NUMBER OF PERSONS ENGAGED BY SEX, NATIONALITY AND TOTAL WAGES AND SALARIES AND INDUSTRIAL GROUP - PUBLIC .....	65
4.13	NUMBER OF PERSONS ENGAGED BY SEX, NATIONALITY AND TOTAL WAGES AND SALARIES AND INDUSTRIAL GROUP - PRIVATE .....	67
4.14	NUMBER OF PERMANENT EMPLOYEES BY WAGES AND SALARIES GROUP - PUBLIC AND PRIVATE .....	69
4.15	NUMBER OF PRODUCTION, APPRENTICES AND TEMPORARY WORKERS BY SEX, NATIONALITY AND INDUSTRIAL GROUP - PUBLIC AND PRIVATE .....	71
4.16	NUMBER OF ADMINISTRATIVE, TECHNICAL, CLERICAL AND OFFICE WORKERS BY SEX, NATIONALITY AND INDUSTRIAL GROUP - PUBLIC AND PRIVATE .....	73
4.17	NUMBER OF WORKING PROPRIETORS, ACTIVE PARTNERS AND FAMILY WORKERS BY SEX, NATIONALITY AND INDUSTRIAL GROUP - PRIVATE .....	75
4.18	BASIC WAGES AND SALARIES, COMMISSION, BONUSES, ALLOWANCES, FOOD AND LODGING AND SUPPLEMENTS TO WAGES AND SALARIES BY INDUSTRIAL GROUP PUBLIC AND PRIVATE .....	77
4.19	BASIC WAGES AND SALARIES OF PRODUCTION WORKERS AND SEASONAL AND TEMPORARY WORKERS BY SEX, NATIONALITY AND INDUSTRIAL GROUP - PUBLIC AND PRIVATE .....	79
4.20	BASIC WAGES AND SALARIES OF ADMINISTRATIVE, TECHNICAL, CLERICAL AND OFFICE WORKERS BY SEX, NATIONALITY AND INDUSTRIAL GROUP - PUBLIC AND PRIVATE .....	81
4.21	NUMBER OF ESTABLISHMENTS AND NUMBER OF PERSONS ENGAGED BY SIZE OF PERSONS ENGAGED AND INDUSTRIAL GROUP - PUBLIC AND PRIVATE .....	83
4.22	NUMBER OF ESTABLISHMENTS AND NUMBER OF PERSONS ENGAGED BY SIZE OF PERSONS ENGAGED AND INDUSTRIAL GROUP - PUBLIC .....	85

4.23	NUMBER OF ESTABLISHMENTS AND NUMBER OF PERSONS ENGAGED BY SIZE OF PERSONS ENGAGED AND INDUSTRIAL GROUP - PRIVATE .....	87
4.24	NUMBER OF ESTABLISHMENTS, GROSS VALUE OF PRODUCTION, INDUSTRIAL COSTS, INDIRECT TAXES NET AND CENSUS VALUE ADDED BY INDUSTRIAL GROUP - PUBLIC AND PRIVATE .....	89
4.25	NUMBER OF ESTABLISHMENTS, GROSS VALUE OF PRODUCTION, INDUSTRIAL COSTS, INDIRECT TAXES NET AND CENSUS VALUE ADDED BY INDUSTRIAL GROUP - PUBLIC .....	91
4.26	NUMBER OF ESTABLISHMENTS, GROSS VALUE OF PRODUCTION, INDUSTRIAL COSTS, INDIRECT TAXES NET AND CENSUS VALUE ADDED BY INDUSTRIAL GROUP - PRIVATE .....	93
4.27	NUMBER OF ESTABLISHMENTS, GROSS VALUE OF PRODUCTION, INDUSTRIAL AND NON-INDUSTRIAL COSTS, INDIRECT TAXES NET AND VALUE ADDED IN THE NATIONAL ACCOUNT CONCEPT BY INDUSTRIAL GROUP - PUBLIC AND PRIVATE .....	95
4.28	NUMBER OF ESTABLISHMENTS, GROSS VALUE OF PRODUCTION, INDUSTRIAL AND NON-INDUSTRIAL COSTS, INDIRECT TAXES NET AND VALUE ADDED IN THE NATIONAL ACCOUNT CONCEPT BY INDUSTRIAL GROUP - PUBLIC .....	97
4.29	NUMBER OF ESTABLISHMENTS, GROSS VALUE OF PRODUCTION, INDUSTRIAL AND NON-INDUSTRIAL COSTS, INDIRECT TAXES NET AND VALUE ADDED IN THE NATIONAL ACCOUNT CONCEPT BY INDUSTRIAL GROUP - PRIVATE .....	99
4.30	GROSS VALUE OF PRODUCTION IN PRODUCERS' VALUES BY INDUSTRIAL GROUP - PUBLIC AND PRIVATE .....	101
4.31	ACTUAL VALUE OF PRODUCTION AS PERCENTAGE OF YEARLY CAPACITY BY INDUSTRIAL GROUP - PUBLIC AND PRIVATE .....	103
4.32	ACTUAL VALUE OF PRODUCTION AS PERCENTAGE OF YEARLY CAPACITY BY INDUSTRIAL GROUP - PUBLIC .....	105
4.33	ACTUAL VALUE OF PRODUCTION AS PERCENTAGE OF YEARLY CAPACITY BY INDUSTRIAL GROUP - PRIVATE .....	107
4.34	GROSS VALUE OF PRODUCTION BY SIZE OF PERSONS ENGAGED AND INDUSTRIAL GROUP - PUBLIC AND PRIVATE .....	109
4.35	GROSS VALUE OF PRODUCTION BY SIZE OF PERSONS ENGAGED AND INDUSTRIAL GROUP - PUBLIC .....	111
4.36	GROSS VALUE OF PRODUCTION BY SIZE OF PERSONS ENGAGED AND INDUSTRIAL GROUP - PRIVATE .....	113
4.37	VALUE ADDED BY SIZE OF PERSONS ENGAGED AND INDUSTRIAL GROUP - PUBLIC AND PRIVATE .....	115

TABLE NO.

PAGE NO.

4.38	VALUE ADDED BY SIZE OF PERSONS ENGAGED AND INDUSTRIAL GROUP - PUBLIC.....	117
4.39	VALUE ADDED BY SIZE OF PERSON ENGAGED AND INDUSTRIAL GROUP - PRIVATE .....	119
4.40	SUMMARY OF OPERATIONS OF LARGE AND MEDIUM SCALE MANUFACTURING INDUSTRIES BY REGIONAL STATES AND MAJOR URBAN CENTERS - PUBLIC .....	121
4.41	SUMMARY OF OPERATIONS OF LARGE AND MEDIUM SCALE MANUFACTURING INDUSTRIES BY REGIONAL STATES AND MAJOR URBAN CENTERS - PRIVATE .....	122
4.42	FIXED ASSETS AND NEW CAPITAL EXPENDITURE BY INDUSTRIAL GROUP AND OWNERSHIP .....	123
4.43	FIXED ASSETS OF REPORTING ESTABLISHMENTS BY TYPE AND INDUSTRIAL GROUP - PUBLIC AND PRIVATE .....	125
4.44	FIXED ASSETS OF REPORTING ESTABLISHMENTS BY TYPE AND INDUSTRIAL GROUP - PUBLIC .....	127
4.45	FIXED ASSETS OF REPORTING ESTABLISHMENTS BY TYPE AND INDUSTRIAL GROUP - PRIVATE .....	129
4.46	FIXED ASSETS BY SIZE OF PERSONS ENGAGED AND INDUSTRIAL GROUP - PUBLIC AND PRIVATE .....	131
4.47	FIXED ASSETS BY SIZE OF PERSONS ENGAGED AND INDUSTRIAL GROUP - PUBLIC.....	133
4.48	FIXED ASSETS BY SIZE OF PERSONS ENGAGED AND INDUSTRIAL GROUP - PRIVATE .....	135
4.49	INVESTMENT IN FIXED ASSETS OF REPORTING ESTABLISHMENTS BY SOURCE AND INDUSTRIAL GROUP - PUBLIC AND PRIVATE ...	137
4.50	QUANTITY OF MAJOR RAW MATERIALS CONSUMED FOR REPORTING ESTABLISHMENTS BY INDUSTRIAL GROUP - PUBLIC AND PRIVATE .....	138
4.51	COST OF RAW MATERIALS, ENERGY CONSUMED AND PAYMENTS FOR INDUSTRIAL AND NON-INDUSTRIAL SERVICES RENDERED BY INDUSTRIAL GROUP- PUBLIC AND PRIVATE .....	140
4.52	NUMBER OF ESTABLISHMENTS AND COST OF ENERGY CONSUMED BY INDUSTRIAL GROUP - PUBLIC AND PRIVATE .....	142
4.53	PRODUCTION OF MAJOR MANUFACTURED ARTICLES FOR REPORTING ESTABLISHMENTS BY INDUSTRIAL GROUP - PUBLIC AND PRIVATE .....	144
4.54	NUMBER OF ESTABLISHMENTS AND TOTAL REVENUE FROM SALES BY INDUSTRIAL GROUP -PUBLIC AND PRIVATE .....	146

TABLE NO.PAGE NO.

4.55	REVENUE FROM SALES BY SOURCE AND INDUSTRIAL GROUP - PUBLIC AND PRIVATE .....	148
------	---	-----

**PART V. TIME SERIES DATA AND RATIOS OF MAJOR INDICATORS ON  
MANUFACTURING INDUSTRIES, 1992/93 - 1996/97 (1985 - 1989 E.F.Y.)**

TABLE NO.PAGE NO.

5.1	NUMBER OF PERSONS ENGAGED BY INDUSTRIAL GROUP - PUBLIC AND PRIVATE .....	153
5.2	NUMBER OF EMPLOYEES BY INDUSTRIAL GROUP - PUBLIC AND PRIVATE .....	155
5.3	NUMBER OF FEMALE EMPLOYEES BY INDUSTRIAL GROUP - PUBLIC AND PRIVATE .....	157
5.4	WAGES AND SALARIES BY INDUSTRIAL GROUP - PUBLIC AND PRIVATE .....	159
5.5	GROSS VALUE OF PRODUCTION BY INDUSTRIAL GROUP - PUBLIC AND PRIVATE .....	161
5.6	CENSUS VALUE ADDED (AT MARKET PRICE) BY INDUSTRIAL GROUP - PUBLIC AND PRIVATE .....	163
5.7	CENSUS VALUE ADDED (AT FACTOR COST) BY INDUSTRIAL GROUP - PUBLIC AND PRIVATE .....	165
5.8	VALUE ADDED IN THE NATIONAL ACCOUNT CONCEPT (AT MARKET PRICE) BY INDUSTRIAL GROUP - PUBLIC AND PRIVATE ....	167
5.9	VALUE ADDED IN THE NATIONAL ACCOUNT CONCEPT (AT FACTOR COST) BY INDUSTRIAL GROUP - PUBLIC AND PRIVATE .....	169
5.10	PRODUCTION OF MAJOR MANUFACTURED ARTICLES - PUBLIC AND PRIVATE .....	171
5.11	TOTAL FIXED ASSETS BY INDUSTRIAL GROUP - PUBLIC AND PRIVATE .....	173
5.12	NEW CAPITAL EXPENDITURE BY INDUSTRIAL GROUP - PUBLIC AND PRIVATE .....	175
5.13	OPERATING SURPLUS BY INDUSTRIAL GROUP - PUBLIC AND PRIVATE .....	177
5.14	RATIO OF IMPORTED TO TOTAL RAW MATERIAL COST BY INDUSTRIAL GROUP - PUBLIC AND PRIVATE .....	179
5.15	PERCENTAGE DISTRIBUTION OF VALUE ADDED BY INDUSTRIAL GROUP - PUBLIC AND PRIVATE .....	181
5.16	RATIO OF COST OF ENERGY CONSUMED TO TOTAL INDUSTRIAL COSTS BY INDUSTRIAL GROUP - PUBLIC AND PRIVATE ....	183

**TABLE NO.****PAGE NO.**

5.17	RATIO OF VALUE ADDED TO GROSS VALUE OF PRODUCTION - PUBLIC AND PRIVATE .....	185
5.18	VALUE ADDED PER PERSON ENGAGED BY INDUSTRIAL GROUP - PUBLIC AND PRIVATE .....	187
5.19	RATIO OF WAGES AND SALARIES TO VALUE ADDED BY INDUSTRIAL GROUP - PUBLIC AND PRIVATE .....	189
5.20	RATIO OF OPERATING SURPLUS TO GROSS VALUE OF PRODUCTION BY INDUSTRIAL GROUP - PUBLIC AND PRIVATE	191

**PART VI. TIME SERIES DATA ON ELECTRICITY INDUSTRY  
1992/93 - 96/97 (1985 - 1989 E.F.Y.)**

**TABLE NO.****PAGE NO.**

6.1	NUMBER OF EMPLOYEES BY OCCUPATIONAL GROUP AND SEX IN ELECTRICITY INDUSTRY .....	195
6.2	NUMBER OF EMPLOYEES BY WAGES AND SALARIES GROUP AND SEX IN ELECTRICITY INDUSTRY .....	195
6.3	WAGES AND SALARIES PAID BY OCCUPATIONAL GROUP IN ELECTRICITY INDUSTRY .....	196
6.4	INSTALLED GENERATING CAPACITY AND ELECTRICITY PRODUCTION .....	196
6.5	ELECTRICITY SOLD AND REVENUE FROM SALES OF ELECTRICITY .....	197
6.6	GROSS REVENUE FROM SALES, TOTAL INTERMEDIATE COST AND VALUE ADDED IN THE ELECTRICITY INDUSTRY .....	197
6.7	VALUE OF FIXED ASSETS BY TYPE IN ELECTRICITY INDUSTRY .....	198
6.8	INVESTMENT IN FIXED ASSETS BY TYPE OF FIXED ASSETS IN ELECTRICITY INDUSTRY .....	198

**LISTS OF FIGURES****FIGURE NO.****PAGE NO.**

FIG. I	GROSS VALUE OF PRODUCTION AT CURRENT PRICE BY OWNERSHIP, 1992/93 - 1996/97 (1985 - 1989 E.F.Y.).	33
FIG. II	VALUE ADDED BY OWNERSHIP, 1992/93 - 1996/97 (1985 - 1989 E.F.Y.) .....	34

FIG. III	PERCENTAGE DISTRIBUTION OF VALUE ADDED BY INDUSTRIAL GROUP, 1996/97 (1989 E.F.Y.) .....	35
FIG. IV	RATIO OF IMPORTED TO TOTAL RAW MATERIAL COST BY INDUSTRIAL GROUP, 1996/97 (1989 E.F.Y.) .....	36
FIG. V	RATIO OF VALUE ADDED TO GROSS VALUE OF PRODUCTION, 1996/97 (1989 E.F.Y.) .....	37
FIG. VI	INSTALLED GENERATING CAPACITY, 1992/93 - 1996/97 (1985 - 1989 E.F.Y.) .....	38
FIG. VII	PRODUCTION OF ELECTRICITY, 1992/93 - 1996/97 (1985 - 1989 E.F.Y.) .....	39

**ABBREVIATIONS**

- CSA - Central Statistical Authority
- E.F.Y. - Ethiopian Fiscal Year
- G.C. - Gregorian Calendar Year
- S.N.N.P.- Southern Nations, Nationalities and Peoples' Region
- N.E.C. - Not Elsewhere Classified
- S.N.A. - System of National Accounts
- IMPS - Integrated Micro-Computer Processing System
- KW - Kilowatt
- KWH - Kilowatt Hour

## PART I

### INTRODUCTION AND OBJECTIVES OF THE SURVEY

#### 1. Introduction

The presence of adequate and current statistical data in various economic sectors that are considered essential for development planning, socio-economic policy formulation and economic analysis is vital in promoting the economic development of a country. Based on this general objective, the Central Statistical Authority (CSA) has been conducting surveys of various economic activities of which the annual Large and Medium Scale Manufacturing Industries survey is one.

Manufacturing is defined here according to International Standard Industrial Classification (ISIC Revision-3) as "the physical or chemical transformation of materials or components into new products, whether the work is performed by power-driven machines or by hand, whether it is done in a factory or in the worker's home, and whether the products are sold at wholesale or retail. The assembly of the component parts of manufactured products is also considered as manufacturing activities."

Central Statistical Authority (CSA) has been publishing results of the survey of Manufacturing and Electricity Industries on annual basis since 1968 E.C. to provide users with reliable, comprehensive and timely statistical data on these sectors. In this respect, this survey is the principal source of industrial statistics on Large and Medium Scale Manufacturing establishments in the country. The data are obtained by conducting Large and Medium Scale Manufacturing survey each year.

This publication presents the objectives, scope and coverage, training of field staff, methods of data collection and field organization, basic concepts and definitions, summary of selected survey results and structure and performance of Large and Medium Scale Manufacturing and Electricity Industries. Accordingly, the bulletin has six parts:- Part I deals with an introduction and objective of the survey. Part II gives an overview about the survey methodology, data collection and processing. Part III presents summary of selected survey results on Large and Medium Scale Manufacturing industries. Part IV deals with the results of Large and Medium Scale Manufacturing establishments for the year 1996/97 (1989 E.F.Y.) . Part V deals with the time series data and various ratios for the period of five years i.e. 1992/93-1996/97 (1985-1989 E.F.Y.) for Large and Medium Scale Manufacturing Industries. Finally Part VI presents the activity and performance of the Electricity Industry which also refers to the five years period, i.e. 1992/93-1996/97 (1985-1989 E.F.Y.). Furthermore, the survey questionnaire for Large and Medium Scale Manufacturing Industries is attached as an appendix.

## 2. Objectives of the survey

The main objectives of the annual survey of Large and Midium Scale Manufacturing and Electricity Industries are to :-

- a. obtain basic statistical data that are essential for policy makers, planners and researchers by industrial group.
- b. collect basic quantitative information on employment, volume of production and raw materials, structure and performance of the country's Large and Medium Scale Manufacturing and Electricity Industries.

- c. compile statistical data which will be an input to the System of National Accounts (SNA), on Large and Medium Scale Manufacturing and Electricity establishments as a whole and by industrial group.
- d. obtain the number of proprietors engaged in these sectors and find out the major problems that creates stumbling block for their activities. The identification of the problems are required for planning and executing any type of government intervention program.



## PART II

# SURVEY METHODOLOGY, DATA COLLECTION AND PROCESSING

### 1. Scope, Coverage and Content

The scope of the Large and Medium Scale Manufacturing survey is confined to those establishments which engage 10 persons and above and use power-driven machines and covers both public and private industries in all Regions of the country, where establishments under the scope of the survey are found. With regard to Electricity data, the survey covered only the electricity supplied by the Ethiopian Electric Power Corporation. In other words the negligible electric power services supplied by the other sources are not included in the survey.

Like the previous years, in the current survey an attempt was made to update the directory using as source of information the licenses issued by the Ministry of Industry and corresponding bureaux of the Regional States of the country for the large public sector industries and for the private establishments including co-operatives. Furthermore, due to various efforts made to include all the establishments under the scope of the survey, in this reference year the number of establishments covered by the survey increased by 99 than that of the previous survey period.

In this publication detailed information on number of establishments, number of persons engaged and number of employees, wages and salaries paid by industrial group, sex, nationality and occupation, initial capital, gross value of production, industrial and non-industrial costs, value added, operating

surplus, quantity of production and raw materials, fixed assets, investment and capacity are presented.

## 2. Basic Concepts and Definitions:-

- (i) **An Establishment**:- is defined as the whole of the premises under the same ownership or management at a particular address. (e.g. a bakery, a sawmill, ...etc.).
- (ii) **Paid-up Capital**:- is that part of the issued capital of an establishment that has been paid by the shareholders or the individual owner.
- (iii) **Working Proprietors, Active Partners and Family Workers**:- include all unpaid working proprietors, active partners and members of their household who actively participate in the operation of the establishment.
- (iv) **Administrative and Technical Employees**:- include salaried directors and managers, technicians, superintendents, research workers, draftsmen and designers, engineers, chemists, architects, accountants, book-keepers, office machine operators, receptionists, sales men, delivery personnel, guards and other office staff.
- (v) **Production Workers**:- include workers directly engaged in production i.e., persons engaged in fabricating, processing, assembling, maintenance, repair, janitorial, record keeping and other associated activities.
- (vi) **Seasonal and Temporary Workers**:- include workers who are employed for a whole or a part of the year. These workers are not regularly on the payroll of the establishment.

## PART II

# SURVEY METHODOLOGY, DATA COLLECTION AND PROCESSING

### 1. Scope, Coverage and Content

The scope of the Large and Medium Scale Manufacturing survey is confined to those establishments which engage 10 persons and above and use power-driven machines and covers both public and private industries in all Regions of the country, where establishments under the scope of the survey are found. With regard to Electricity data, the survey covered only the electricity supplied by the Ethiopian Electric Power Corporation. In other words the negligible electric power services supplied by the other sources are not included in the survey.

Like the previous years, in the current survey an attempt was made to update the directory using as source of information the licenses issued by the Ministry of Industry and corresponding bureaux of the Regional States of the country for the large public sector industries and for the private establishments including co-operatives. Furthermore, due to various efforts made to include all the establishments under the scope of the survey, in this reference year the number of establishments covered by the survey increased by 99 than that of the previous survey period.

In this publication detailed information on number of establishments, number of persons engaged and number of employees, wages and salaries paid by industrial group, sex, nationality and occupation, initial capital, gross value of production, industrial and non-industrial costs, value added, operating

surplus, quantity of production and raw materials, fixed assets, investment and capacity are presented.

## 2. Basic Concepts and Definitions:-

- (i) An Establishment:- is defined as the whole of the premises under the same ownership or management at a particular address. (e.g. a bakery, a sawmill, ...etc.).
- (ii) Paid-up Capital:- is that part of the issued capital of an establishment that has been paid by the shareholders or the individual owner.
- (iii) Working Proprietors, Active Partners and Family Workers:- include all unpaid working proprietors, active partners and members of their household who actively participate in the operation of the establishment.
- (iv) Administrative and Technical Employees:- include salaried directors and managers, technicians, superintendents, research workers, draftsmen and designers, engineers, chemists, architects, accountants, book-keepers, office machine operators, receptionists, sales men, delivery personnel, guards and other office staff.
- (v) Production Workers:- include workers directly engaged in production i.e., persons engaged in fabricating, processing, assembling, maintenance, repair, janitorial, record keeping and other associated activities.
- (vi) Seasonal and Temporary Workers:- include workers who are employed for a whole or a part of the year. These workers are not regularly on the payroll of the establishment.

(vii) **Number Employed**:- includes all persons on the payroll whether seasonal or temporary workers. The number of seasonal and temporary workers has been adjusted to give equivalent of full-time workers.

(viii) **Number Engaged**:- includes paid employees and working proprietors, active partners, and unpaid family workers.

(ix) **Basic Wages and Salaries**:- includes all payments in cash made to employees during the reference year. It excludes commissions, bonuses, professional and hardship allowances.

(x) **Wages and Salaries**:- includes all payments in cash or in kind made to employees during the reference year in connection with work done for the establishments.

(xi) **Commissions, Bonuses, Professional and Hardship Allowances**:- refer to the total of commissions, bonuses and cost of living allowances paid in cash to employees. This excludes car allowance and per diem.

(xii) **Supplements to Wages and Salaries of Employees**:- represents payments made by the employer on behalf of his employees. Included are employers' contribution to social security systems, insurance premiums, ...etc. Only payments made by the employer are included here.

(xiii) **Revenue from Sales**:- represents the total sales value of all products and by-products during the reference year valued at market price.

- (xiv) **Receipt from Industrial Services Rendered to Others:-** include all contract, repair and maintenance work done to others on raw materials and spareparts supplied by the customer.
- (xv) **Receipt of Products Bought and Resold:-** is the value taxes of all goods resold including taxes during the reference year without any transformation or processing.
- (xvi) **Other Receipts:-** include rental income from lease of machinery and equipment, income from sales of scrap, the value of fixed assets produced by the unit for its own use and other income.
- (xvii) **Difference of Stocks in the Value of Finished Goods and Semi-Finished Goods:-** is the net change between the end and the beginning of the reference period in the value of finished and semi-finished goods.
- (xviii) **Gross Value of Production:-** includes the sales value of all products of the establishment, the net change between the beginning and end of the reference period in the value of finished goods and the value of work in progress, the value of industrial services rendered to others, the value of goods bought and resold without any transformation or processing, and other receipts. The valuation of Gross Value of Production is in terms of producers' values where indirect taxes are included in the value of sales of the establishment and the value of subsidies received is excluded.
- (xix) **Raw Materials:-** include all raw and auxiliary materials, parts and containers which are consumed during the reference year. The value of local raw materials is the value of locally produced raw materials and is

the cost at the factory which includes the purchase price, transport charges, taxes and other incidental costs. The value of imported raw materials is the value of raw materials produced in other countries and obtained directly or from local source and is the cost at the factory which includes the purchase price, transport charges, taxes and other incidental costs.

(xx) **Other Industrial Services Rendered by Others**:- refer to contract, repair and maintenance work done by others in the reference year on materials controlled by the establishment. Included are also the cost of all goods purchased and resold without any transformation during the reference year and the cost of water consumed.

(xxi) **Industrial Cost**:- Includes the cost of raw materials, fuels, and other supplies consumed, cost of industrial services rendered by others, cost of goods bought and resold without any transformation or processing and cost of electricity consumed.

(xxii) **Non-industrial Cost**:- includes payments like professional fees, postage, telephone, insurance, advertising, hired transport, rental payments, etc. (depreciation is excluded).

(xxiii) **Census Value Added ( at Market Price)**:- is the difference between Gross Value of Production and Industrial Cost. Census Value Added at market price minus indirect taxes net (i.e., indirect taxes less subsidies) gives census value added at factor cost.

- (xxiv) **Value Added in the National Account Concept (at Market Price)**:- is defined as the difference between the gross value of production and industrial and non-industrial costs. To get the same indicator at factor cost indirect taxes net (i.e., indirect taxes less subsidies) are subtracted.
- (xxv) **Fixed Capital Assets**:- are those with a productive life of one year or more which are intended for the use of the establishment including fixed assets made by the establishment's own labour force for its own use. They are valued in this report at book-value end of the reference year, that is the net book value at the beginning plus new capital expenditure minus those sold and disposed and depreciation during the reference year.
- (xxvi) **New Capital Expenditure**:- is the cost of new or used capital equipment bought during the reference period.
- (xxvii) **Operating Surplus**:- is defined here as the difference between value added in the national account concept at factor cost and total wages and salaries.
- (xxviii) **Public Sector**:- under this sector are included all establishments owned by the state i.e., those which were fully as well as partially (with 51 percent share and above) owned by the Government.
- (xxix) **Private Sector**:- includes establishments such as individual ownership, partnership, private limited company, share company, co-operatives and others.

(xxx)**Intermediate Cost (for electricity industry)**:- includes cost of materials, fuel, and other costs such as, transport, repair and maintenance and insurance paid, etc.

(xxxii) **Capacity**:- capability of the installed generators and diesel engines to produce electrical energy.

(xxxiii)**Tariff**:- fixed rate of payment where consumers are classified according to their consumption behavior.

(xxxiv)**Domestic Tariff**:- this tariff is intended for domestic consumers in private residences. The tariff does not include supply for purpose of any business of commercial activity or professional or for communal services.

(xxxv)**Street Lighting Tariff**:- applies only for street lighting consumption.

(xxxvi)**Commercial Tariff**:- applies to electricity supplied to commercial and/or office premises, irrespective of the level of consumption.

(xxxvii)**Industrial Tariff**:- applies to industrial consumers generally using electricity for manufacturing or processing purposes or for purposes as may be specified by the Authority.

(xxxviii) **Agricultural Tariff** :- applies to electricity consumed by agricultural service.

(xxxviii) **Number of Reporting Establishments** :- is the number of establishments for which the required breakdown for data inquired is available either from the survey or from estimates.

### 3. **Training of Field Staff**

In the Large and Medium Scale Manufacturing Industries survey, after updating the directory, questionnaires and instruction manuals and all relevant materials were prepared and printed in advance. Then, the training of all field staff were carried out for seven days at the head office. In this training, the Central Statistical Authority's branch statistical office heads, statisticians from the head office, field supervisors, and enumerators were involved.

The training which was expected to ensure the quality of the data consisted of class room discussions, filling - in questionnaires by trainees for practice using financial statements of selected establishments. The filled-in questionnaires by the trainees were checked and corrections were made and the errors were pointed out to the trainees, so that these wouldn't be repeated during the actual data collection.

### 4. **Methods of Data Collection and Field Organization**

All CSA statistical branch offices were involved in this survey. Accordingly, 30 Heads and assistant heads of branch statistical offices, overall about 64 enumerators (43 from Region-14 and 21 from other CSA branch offices), 24 supervisors and eight statisticians from the head office and about 24 drivers (eight from Region-14 and 16 from the rest of the branches) were involved in the data collection activity.

In Region 14 branch statistical office, where the majority of the establishments under the scope of the survey are located, enumerators were organized into teams and each team constituted of five enumerators and a field editor (a supervisor). The supervisor was provided with a four-wheel drive vehicle and a driver. Prior to the deployment of the teams, at head office, the establishments under the scope of the survey were divided among the teams, in accordance with their location. Then, each enumerator was assigned to collect data from 15 establishments on an average. The data collection operation was carried out in collaboration with the concerned personnel of each establishment. Due to the deployment of sufficient logistics and manpower and other organizational measures taken, the data collection activity took 30-45 days in most of the regions of the country.

It is to be noted that some problems were encountered during the data collection stage. That is, the documents could not be obtained for seven public establishments which were on the process of privatization. Hence, the employment data for these establishments were estimated from the data of the previous year. However, the financial data were taken from the authorized financial statements of each establishment, which was obtained from the Secretariat of Public Enterprises Supervising Authority and the Board of Trustee for Privatized Public Enterprises.

## 5. Data Processing

### a. Editing, Coding and Verification

A number of quality control steps were taken to ensure the quality of data of the survey. The first step taken in this direction was to revise the questionnaire to make it easier for internal consistency checking or editing both at field and office level. Furthermore, based on this revised questionnaire, revised instruction manual with field editing procedures were prepared in Amharic for both enumerators and supervisors (field editors). Using this manual some editing and coding were carried out by field editors during the data collection stage.

After the majority of the completed questionnaires were brought back to head office, final editing, coding and verification were performed. The coding and the manual editing and verification activity was performed by nine statisticians and statistical technicians and six editors. Finally, the edited and coded questionnaires were checked and verified by other two professionals.

### b. Data Entry, Cleaning and Tabulation

The data were entered and verified on personal computers using IMPS (Integrated Microcomputer Processing System) Software. Twenty one CSA data entry staff were participated for this purpose for five days with close supervision of the activities by two professionals. Then, the data entered were cleaned using two personal computers in combination with manual editing for some serious errors. Finally, the tabulation of the results were processed using the same software by two programmers with technical assistance from Industrial Statistics Department Staff.

## PART III

### SUMMARY OF THE MAJOR FINDINGS OF THE SURVEY

The distribution of Large and Medium Scale Manufacturing Industries by Regional States and industrial group is shown in summary Table-11. Accordingly, the survey result indicates that the total number of establishments for all Regional States of the country was 741. The data in this Table further demonstrates that for the country as a whole, manufacturing of food products and beverages industrial group ranks first in terms of the number of establishments. This accounts for 26.72 percent of the total number of establishments in the sector.

## PART III

The next important industrial groups in this respect are manufacturing of furniture, manufacturing M.F.C and other non-metallic mineral products major industrial groups, which constituted 11.84 and 13.09 percent of the total number of Large and Medium Scale Manufacturing Industries respectively. That means

## **SUMMARY OF THE MAJOR FINDINGS OF THE SURVEY**

under 12 major industrial groups. Therefore, the Ethiopian Large and Medium Scale Manufacturing industry is mainly characterized by high concentration of food and beverage manufacturing industrial group. The output by food and beverage industries among many others includes production of consumer goods, like bread, edible oil, soft drinks, beer and alcohol drinks etc.

As can be seen from the data in the same Table the distribution of Large and Medium Scale Manufacturing Industries by Regional States of the country is highly skewed. Among the Regions of the country, Region-14 (Addis Ababa) constituted 63.32 percent of the total establishments existing in the reference period. Following Region-14 (Addis Ababa), Oromiya, S.N.N.P



## PART III

### SUMMARY OF THE MAJOR FINDINGS OF THE SURVEY

The distribution of Large and Medium Scale Manufacturing Industries by Regional States and industrial group is shown in summary Table-3.1. Accordingly, the survey result indicates that the total number of establishments for all Regional States of the country was 741. The data in this Table further demonstrates that for the country as a whole, manufacture of food products and beverages industrial group ranks first in terms of the number of establishments. This accounts for 26.72 percent of the establishments in the sector. The next important industrial groups in this respect are manufacture of furniture; manufacturing N.E.C. and other non-metallic mineral products major industrial groups, which constituted 14.84 and 13.09 percent of the total number of Large and Medium Scale Manufacturing Industries respectively. That means the share of the three industrial groups alone was 54.65 percent of the overall industrial groups, leaving only 45.35 percent for the other 12 major industrial groups. Therefore, the Ethiopian Large and Medium Scale Manufacturing Industry is mainly characterized by high concentration of food and beverage manufacturing industrial group. The output by food and beverage industries among many others includes production of consumer goods, like bread, edible oil, soft drinks, beer and alcohol drinks...etc.

As can be seen from the data in the same Table the distribution of Large and Medium Scale Manufacturing Industries by Regional States of the country is highly skewed. Among the Regions of the country, Region-14 (Addis Ababa) contributed 65.32 percent of the total establishments existing in the reference period. Following Region-14 (Addis Ababa), Oromiya, S.N.N.P

DISTRIBUTION OF LARGE AND MEDIUM SCALE MANUFACTURING INDUSTRIES BY REGIONAL STATES\*  
AND INDUSTRIAL GROUP - PUBLIC AND PRIVATE 1996/97 (1989 E.F.Y.)

SUMMARY TABLE - 3.1

INDUSTRIAL GROUP	REGIONAL STATES										TOTAL	PERCENTAGE
	TIGRAY	AFAR	AMHARA	OROMIYA	SOMALIE	S.N.N.P	GAMBELLA	HARARI	ADDIS ABABA	DIREDAWA		
MANUFACTURE OF FOOD PRODUCTS AND BEVERAGES.....	6	-	18	37	-	4	-	2	123	8	198	26.72
MANUFACTURE OF TOBACCO PRODUCTS .....	-	-	-	-	-	-	-	-	1	-	1	.13
MANUFACTURE OF TEXTILES .....	-	1	4	1	-	4	1	-	21	2	34	4.59
MANUFACTURE OF WEARING APPAREL, EXCEPT FUR APPAREL....	1	-	-	2	-	1	-	-	22	-	26	3.51
TANNING AND DRESSING OF LEATHER; MANUFACTURE OF FOOTWEAR, LUGGAGE AND HANDBAGS .....	-	-	1	5	-	-	-	-	54	1	61	8.23
MANUFACTURE OF WOOD AND OF PRODUCTS OF WOOD AND CORK, EXCEPT FURNITURE .....	-	-	-	10	-	-	1	-	12	-	23	3.10
MANUFACTURE OF PAPER, PAPER PRODUCTS AND PRINTING .....	2	-	1	3	-	1	-	1	37	1	46	6.21
MANUFACTURE OF CHEMICALS AND CHEMICAL PRODUCTS.....	-	-	-	6	-	-	-	-	36	1	43	5.80
MANUFACTURE OF RUBBER AND PLASTIC PRODUCTS .....	-	-	-	2	-	-	-	-	21	-	23	3.10
MANUFACTURE OF OTHER NON-METALLIC MINERAL PRODUCTS ...	5	2	8	18	1	11	1	2	45	4	97	13.09
MANUFACTURE OF BASIC IRON AND STEEL.....	-	-	-	-	-	-	-	-	5	-	5	.67
MANUFACTURE OF FABRICATED METAL PRODUCTS EXCEPT MACHINERY AND EQUIPMENT .....	4	-	4	1	-	7	-	-	28	1	45	6.07
MANUFACTURE OF MACHINERY AND EQUIPMENT N.E.C. ....	-	-	1	1	-	-	-	-	13	1	16	2.16
MANUFACTURE OF MOTOR VEHICLES, TRAILERS & SEMI-TRAILERS	2	-	-	1	-	-	-	-	10	-	13	1.75
MANUFACTURE OF FURNITURE; MANUFACTURING N.E.C. ....	1	-	7	14	-	29	-	1	56	2	110	14.84
T O T A L	21	3	44	101	1	57	3	6	484	21	741	100.00
%	2.83	.40	5.94	13.63	.13	7.69	.40	.81	65.32	2.83	100.00	

\* THE AREAL COVERAGE OF THE SURVEY EXCLUDES BENISHANGUL-GUMUZ REGION, WHERE THERE ARE NO MANUFACTURING ESTABLISHMENTS, THAT FALL WITHIN THE SCOPE OF THE SURVEY

Amhara, Dire Dawa and Tigray are the next five Regional States that constitute 13.63, 7.69, 5.94, 2.83 and 2.83 percents of the total establishment in that order.

The time series data given in summary Tables 3.2 and 3.3 presents the total number of persons engaged and number of employees over five years period, i.e., from 1985-1989 E.F.Y. respectively, for various major industrial groups and for Large and Medium Scale Manufacturing Industries as a whole. It shows that there were 93,166 people engaged out of which 92,361 employees in this sector in 1989 E.F.Y. In the same year the majority (about 55 percent) of the total persons engaged were in manufacture of textiles and food and beverage industrial groups, while the remaining 45 percent were in the rest of the 13 industrial groups. The data in these Tables indicate that, for all industrial groups combined, the total persons engaged and number of employees showed an increase throughout all the periods under review.

As shown in Summary Table 3.4 where major manufacturing indicators are summarized, in 1989 E.F.Y. wages and salaries per employee, gross value of production per employee, value added per employee, operating surplus per employee and value of fixed assets per employee have increased by 4.4 percent, 0.8 percent, 2.86 percent, 2.23 percent and 21.44 percent, respectively, when compared to that of 1988 E.F.Y. It is evident from the same Table that all ratios, i.e., fixed assets to gross value of production, cost of energy to value of production and value added to gross value of production showed an increase from 0.378, 0.035 and 0.275 in 1988 E.F.Y. to 0.455, 0.041 and 0.280, respectively, except a significant decline in industrial costs to gross value of production and value added to total fixed capital assets during the same period.

NUMBER OF PERSONS ENGAGED BY INDUSTRIAL GROUP - PUBLIC AND PRIVATE  
1992/93(1985 E.F.Y.) - 1996/97 (1989 E.F.Y.)

SUMMARY TABLE - 3.2

I N D U S T R I A L   G R O U P	1985	1986	1987	1988	1989
MANUFACTURE OF FOOD PRODUCTS AND BEVERAGES.....	22,539	24,104	23,729	23,729	24,014
MANUFACTURE OF TOBACCO PRODUCTS .....	984	993	987	982	953
MANUFACTURE OF TEXTILES .....	29,712	30,423	30,960	28,417	27,239
MANUFACTURE OF WEARING APPAREL, EXCEPT FUR APPAREL....	3,845	4,066	3,971	4,106	4,607
TANNING AND DRESSING OF LEATHER; MANUFACTURE OF FOOTWEAR, LUGGAGE AND HANDBAGS .....	6,283	7,264	7,105	7,863	8,235
MANUFACTURE OF WOOD AND OF PRODUCTS OF WOOD AND CORK, EXCEPT FURNITURE .....	2,850	2,728	2,557	2,530	1,918
MANUFACTURE OF PAPER, PAPER PRODUCTS AND PRINTING .....	4,446	4,620	5,007	5,579	5,132
MANUFACTURE OF CHEMICALS AND CHEMICAL PRODUCTS.....	1,812	2,127	2,701	2,847	3,714
MANUFACTURE OF RUBBER AND PLASTIC PRODUCTS.....	1,796	2,030	2,009	2,224	2,421
MANUFACTURE OF OTHER NON-METALLIC MINERAL PRODUCTS ...	3,245	4,658	5,365	6,120	6,753
MANUFACTURE OF BASIC IRON AND STEEL.....	1,137	1,120	1,183	1,121	1,133
MANUFACTURE OF FABRICATED METAL PRODUCTS EXCEPT MACHINERY AND EQUIPMENT .....	1,570	1,850	2,093	2,050	1,915
MANUFACTURE OF MACHINERY AND EQUIPMENT N.E.C. ....	285	289	289	464	537
MANUFACTURE OF MOTOR VEHICLES, TRAILERS & SEMI-TRAILERS	365	386	404	713	821
MANUFACTURE OF FURNITURE; MANUFACTURING N.E.C. ....	1,447	2,204	2,319	2,454	3,774
T O T A L	82,316	88,862	90,679	91,199	93,166

NUMBER OF EMPLOYEES BY INDUSTRIAL GROUP - PUBLIC AND PRIVATE  
1992/93(1985 E.F.Y.) - 1996/97 (1989 E.F.Y.)

SUMMARY TABLE - 3.3

I N D U S T R I A L   G R O U P	1985	1986	1987	1988	1989
MANUFACTURE OF FOOD PRODUCTS AND BEVERAGES.....	22,448	23,898	23,553	23,198	23,830
MANUFACTURE OF TOBACCO PRODUCTS .....	984	993	987	982	953
MANUFACTURE OF TEXTILES .....	29,658	30,406	30,941	28,387	27,215
MANUFACTURE OF WEARING APPAREL, EXCEPT FUR APPAREL....	3,839	4,043	3,962	4,054	4,582
TANNING AND DRESSING OF LEATHER; MANUFACTURE OF FOOTWEAR, LUGGAGE AND HANDBAGS .....	6,267	7,189	7,035	7,748	8,144
MANUFACTURE OF WOOD AND OF PRODUCTS OF WOOD AND CORK, EXCEPT FURNITURE .....	2,838	2,717	2,554	2,495	1,907
MANUFACTURE OF PAPER, PAPER PRODUCTS AND PRINTING .....	4,429	4,600	4,998	5,550	5,103
MANUFACTURE OF CHEMICALS AND CHEMICAL PRODUCTS.....	1,808	2,090	2,681	2,825	3,683
MANUFACTURE OF RUBBER AND PLASTIC PRODUCTS.....	1,789	2,003	2,004	2,219	2,416
MANUFACTURE OF OTHER NON-METALLIC MINERAL PRODUCTS ...	3,236	4,606	5,332	6,038	6,654
MANUFACTURE OF BASIC IRON AND STEEL.....	1,137	1,120	1,183	1,121	1,132
MANUFACTURE OF FABRICATED METAL PRODUCTS EXCEPT MACHINERY AND EQUIPMENT .....	1,566	1,798	2,051	2,006	1,861
MANUFACTURE OF MACHINERY AND EQUIPMENT N.E.C. ....	285	287	287	436	522
MANUFACTURE OF MOTOR VEHICLES, TRAILERS & SEMI-TRAILERS	365	386	404	705	812
MANUFACTURE OF FURNITURE; MANUFACTURING N.E.C. ....	1,433	2,106	2,241	2,275	3,551
T O T A L	82,082	88,242	90,213	90,039	92,365

RATIOS OF MAJOR INDICATORS - PUBLIC AND PRIVATE  
1992/93(1985 E.F.Y.) - 1996/97 (1989 E.F.Y.)

SUMMARY TABLE 3.4

PER CAPITA / RATIO	1985	1986	1987	1988	1989
PER CAPITA :					
WAGE AND SALARIES PAID PER EMPLOYEE	4,113	4,516	4,726	5,076	5,301
GROSS VALUE OF PRODUCTION PER EMPLOYEE	32,579	45,451	54,654	64,407	64,919
VALUE ADDED * PER EMPLOYEE	8,685	13,455	14,898	17,702	18,209
OPERATING SURPLUS PER EMPLOYEE	4,572	8,939	10,172	12,626	12,908
VALUE OF FIXED ASSET PER EMPLOYEE	16,166	20,354	19,643	24,324	29,540
RATIO OF					
FIXED ASSETS TO GROSS VALUE OF PRODUCTION	0.496	0.448	0.359	0.378	0.455
INDUSTRIAL COSTS TO GROSS VALUE OF PRODUCTION	0.442	0.484	0.525	0.530	0.505
COST OF ENERGY TO GROSS VALUE OF PRODUCTION	0.045	0.039	0.037	0.035	0.041
VALUE ADDED* TO GROSS VALUE OF PRODUCTION	0.267	0.296	0.273	0.275	0.280
VALUE ADDED* TO TOTAL FIXED CAPITAL	0.537	0.661	0.758	0.728	0.616

\* IN THE NATIONAL ACCOUNT CONCEPT AT FACTOR COST

The data in summary Table 3.5 refers to the ratio of cost of imported raw materials to that of the total cost of raw materials consumed by industrial group. In general the industrial groups which had the highest rates in the previous years continued to do so in 1989 E.F.Y. The steady high ratio of imported raw materials to total raw materials cost over the five years period is an indication for the dependency of Large and Medium Scale Manufacturing Industries on imported raw materials. In this respect manufacture of basic iron and steel, manufacture of rubber and plastic products, manufacture of fabricated metal products, manufacture of machinery and equipment N.E.C, manufacture (assembly) of moter vehicles and manufacture of tobacco products continued to consume the highest proportion of imported raw materials to that of total cost of raw materials ranging from 80 to 99 percent in 1989 E.F.Y. The overall ratio, i.e., for all manufacturing industries combined the dependency ratio showed a fluctuation throughout the period under review.

The percentage distribution of value added which indicates the structure of Large and Medium Scale Manufacturing Industries among various industrial groups is given in Summary Table 3.6 for the period 1985-1989 E.F.Y. It can be seen that the overall structure of manufacturing industries did not show much variation during 1989 E.F.Y. when compared to the previous years. Because of that, food and beverages industrial group still continued to take the highest share which accounted about 40 percent of the total value added in 1989 E.F.Y. The other important industrial groups in this respect are mainly non-metallic mineral products and manufacture of tanning and dressing of leather and footwear and textiles industrial groups which contributed 30 percent in 1989 E.F.Y. It is important to note also that food and beverage and non-metallic mineral products have shown an increasing contribution, while the share of manufacture of textiles declines throughout the period 1985-1989 E.F.Y.

**RATIO OF IMPORTED TO TOTAL RAW MATERIAL COSTS BY INDUSTRIAL GROUP - PUBLIC AND PRIVATE  
1992/93(1985 E.F.Y.) - 1996/97 (1989 E.F.Y.)**

SUMMARY TABLE 3.5

INDUSTRIAL GROUP	1985	1986	1987	1988	1989
MANUFACTURE OF FOOD PRODUCTS AND BEVERAGES.....	0.170	0.179	0.121	0.207	0.174
MANUFACTURE OF TOBACCO PRODUCTS .....	0.827	0.663	0.822	0.944	0.844
MANUFACTURE OF TEXTILES .....	0.573	0.699	0.564	0.383	0.367
MANUFACTURE OF WEARING APPAREL, EXCEPT FUR APPAREL....	0.216	0.330	0.390	0.400	0.309
TANNING AND DRESSING OF LEATHER; MANUFACTURE OF FOOTWEAR, LUGGAGE AND HANDBAGS .....	0.229	0.225	0.151	0.201	0.226
MANUFACTURE OF WOOD AND OF PRODUCTS OF WOOD AND CORK, EXCEPT FURNITURE .....	0.283	0.313	0.443	0.429	0.454
MANUFACTURE OF PAPER, PAPER PRODUCTS AND PRINTING .....	0.598	0.751	0.679	0.709	0.704
MANUFACTURE OF CHEMICALS AND CHEMICAL PRODUCTS.....	0.774	0.783	0.755	0.774	0.751
MANUFACTURE OF RUBBER AND PLASTIC PRODUCTS.....	0.911	0.939	0.938	0.950	0.947
MANUFACTURE OF OTHER NON-METALLIC MINERAL PRODUCTS ...	0.563	0.579	0.538	0.418	0.307
MANUFACTURE OF BASIC IRON AND STEEL.....	0.969	0.988	0.974	0.993	0.994
MANUFACTURE OF FABRICATED METAL PRODUCTS EXCEPT MACHINERY AND EQUIPMENT .....	0.822	0.911	0.843	0.901	0.930
MANUFACTURE OF MACHINERY AND EQUIPMENT N.E.C. ....	0.889	0.985	0.902	0.686	0.900
MANUFACTURE OF MOTOR VEHICLES, TRAILERS & SEMI-TRAILERS	0.689	0.962	0.910	0.915	0.851
MANUFACTURE OF FURNITURE; MANUFACTURING N.E.C. ....	0.218	0.315	0.301	0.212	0.224
T O T A L	0.443	0.551	0.459	0.476	0.442

PERCENTAGE DISTRIBUTION OF VALUE ADDED\* BY INDUSTRIAL GROUP - PUBLIC AND PRIVATE  
1992/93(1985 E.F.Y.) - 1996/97 (1989 E.F.Y.)

SUMMARY TABLE 3.6

INDUSTRIAL GROUP	1985	1986	1987	1988	1989
MANUFACTURE OF FOOD PRODUCTS AND BEVERAGES.....	26.94	30.69	37.44	41.15	39.40
MANUFACTURE OF TOBACCO PRODUCTS .....	6.76	4.84	4.25	4.83	3.86
MANUFACTURE OF TEXTILES .....	18.47	16.69	12.31	9.83	8.33
MANUFACTURE OF WEARING APPAREL, EXCEPT FUR APPAREL....	2.59	1.78	1.09	0.95	0.90
TANNING AND DRESSING OF LEATHER; MANUFACTURE OF FOOTWEAR, LUGGAGE AND HANDBAGS .....	11.15	10.65	10.01	9.15	10.57
MANUFACTURE OF WOOD AND OF PRODUCTS OF WOOD AND CORK, EXCEPT FURNITURE .....	1.71	2.43	2.40	2.02	1.52
MANUFACTURE OF PAPER, PAPER PRODUCTS AND PRINTING .....	8.26	7.62	5.60	6.65	5.60
MANUFACTURE OF CHEMICALS AND CHEMICAL PRODUCTS.....	5.91	5.30	4.32	3.18	4.86
MANUFACTURE OF RUBBER AND PLASTIC PRODUCTS.....	4.81	4.63	3.79	3.32	4.52
MANUFACTURE OF OTHER NON-METALLIC MINERAL PRODUCTS ...	5.21	6.24	8.28	9.49	11.12
MANUFACTURE OF BASIC IRON AND STEEL.....	2.38	3.61	4.59	3.28	3.52
MANUFACTURE OF FABRICATED METAL PRODUCTS EXCEPT MACHINERY AND EQUIPMENT .....	1.57	1.87	1.70	2.02	1.84
MANUFACTURE OF MACHINERY AND EQUIPMENT N.E.C. ....	0.17	0.25	0.15	0.23	0.23
MANUFACTURE OF MOTOR VEHICLES, TRAILERS & SEMI-TRAILERS	2.78	1.89	2.49	2.35	1.70
MANUFACTURE OF FURNITURE; MANUFACTURING N.E.C. ....	1.29	1.51	1.57	1.55	2.03
T O T A L	100.00	100.00	100.00	100.00	100.00

\* IN THE NATIONAL ACCOUNT CONCEPT AT FACTOR COST

In summary Table 3.7 are presented the ratio of energy consumed to total industrial cost by industrial group. Here non-metallic industries continued to take the highest share in energy consumption throughout the period under review, which is mainly, due to the highest consumption of energy by cement establishments. The share of energy consumption to total industrial cost for non-metallic industries showed a gradual decline throughout all the periods from 1985-1989 E.F.Y. Next to non-metallic mineral products the highest energy consumption compared to their industrial cost is in manufacture of wood and of products of wood. However, the share for wood and of products of wood showed a gradual but continuous decline from 1985-1988 E.F.Y. except a slight increase in 1989 compared to that of 1988 E.F.Y.

The ratio in summary Table 3.8 represents the share of value added in gross value of production for each industrial group. The share of the industrial groups like manufacture of wearing apparel, manufacture of tanning and dressing of leather and manufacture of footwear, manufacture of chemicals and chemical products, manufacture of basic iron and steel, manufacture of fabricated metal products except machinery and equipment, manufacture of machinery and equipment N.E.C. and manufacture (assembly) of motor vehicles marked an increase in 1989 E.F.Y., when compared to that of 1988 E.F.Y.; while that of the remaining industrial groups declined in the same period. The share of value added in gross value of production for all industrial groups combined showed a fluctuation throughout all the five years period.

**RATIO OF COST OF ENERGY CONSUMED TO TOTAL INDUSTRIAL COST BY INDUSTRIAL GROUP - PUBLIC AND PRIVATE  
1992/93(1985 E.F.Y.) - 1996/97 (1989 E.F.Y.)**

**SUMMARY TABLE 3.7**

INDUSTRIAL GROUP	1985	1986	1987	1988	1989
MANUFACTURE OF FOOD PRODUCTS AND BEVERAGES.....	0.068	0.071	0.052	0.045	0.048
MANUFACTURE OF TOBACCO PRODUCTS .....	0.017	0.010	0.009	0.031	0.009
MANUFACTURE OF TEXTILES .....	0.144	0.099	0.110	0.086	0.098
MANUFACTURE OF WEARING APPAREL, EXCEPT FUR APPAREL....	0.009	0.010	0.010	0.008	0.030
TANNING AND DRESSING OF LEATHER; MANUFACTURE OF FOOTWEAR, LUGGAGE AND HANDBAGS .....	0.027	0.021	0.014	0.013	0.018
MANUFACTURE OF WOOD AND OF PRODUCTS OF WOOD AND CORK, EXCEPT FURNITURE .....	0.232	0.166	0.163	0.140	0.186
MANUFACTURE OF PAPER, PAPER PRODUCTS AND PRINTING .....	0.053	0.040	0.052	0.038	0.052
MANUFACTURE OF CHEMICALS AND CHEMICAL PRODUCTS.....	0.020	0.014	0.013	0.017	0.030
MANUFACTURE OF RUBBER AND PLASTIC PRODUCTS.....	0.116	0.056	0.054	0.061	0.075
MANUFACTURE OF OTHER NON-METALLIC MINERAL PRODUCTS ...	0.651	0.540	0.477	0.430	0.426
MANUFACTURE OF BASIC IRON AND STEEL.....	0.050	0.018	0.022	0.017	0.018
MANUFACTURE OF FABRICATED METAL PRODUCTS EXCEPT MACHINERY AND EQUIPMENT .....	0.066	0.036	0.051	0.036	0.042
MANUFACTURE OF MACHINERY AND EQUIPMENT N.E.C. ....	0.097	0.101	0.077	0.063	0.049
MANUFACTURE OF MOTOR VEHICLES, TRAILERS & SEMI-TRAILERS	0.007	0.010	0.001	0.002	0.005
MANUFACTURE OF FURNITURE; MANUFACTURING N.E.C. ....	0.025	0.024	0.015	0.015	0.015
<b>T O T A L</b>	0.102	0.081	0.071	0.066	0.081

RATIO OF VALUE ADDED\* TO GROSS VALUE OF PRODUCTION BY INDUSTRIAL GROUP - PUBLIC AND PRIVATE  
1992/93(1985 E.F.Y.) - 1996/97 (1989 E.F.Y.)

SUMMARY TABLE 3.8

I N D U S T R I A L   G R O U P	1985	1986	1987	1988	1989
MANUFACTURE OF FOOD PRODUCTS AND BEVERAGES.....	0.193	0.276	0.289	0.301	0.298
MANUFACTURE OF TOBACCO PRODUCTS .....	0.256	0.300	0.286	0.315	0.270
MANUFACTURE OF TEXTILES .....	0.339	0.307	0.282	0.224	0.209
MANUFACTURE OF WEARING APPAREL, EXCEPT FUR APPAREL....	0.281	0.277	0.228	0.211	0.260
TANNING AND DRESSING OF LEATHER; MANUFACTURE OF FOOTWEAR, LUGGAGE AND HANDBAGS .....	0.276	0.335	0.224	0.230	0.274
MANUFACTURE OF WOOD AND OF PRODUCTS OF WOOD AND CORK, EXCEPT FURNITURE .....	0.423	0.480	0.489	0.482	0.462
MANUFACTURE OF PAPER, PAPER PRODUCTS AND PRINTING .....	0.415	0.434	0.375	0.363	0.357
MANUFACTURE OF CHEMICALS AND CHEMICAL PRODUCTS.....	0.283	0.258	0.206	0.160	0.235
MANUFACTURE OF RUBBER AND PLASTIC PRODUCTS.....	0.343	0.307	0.316	0.284	0.255
MANUFACTURE OF OTHER NON-METALLIC MINERAL PRODUCTS ...	0.290	0.332	0.331	0.361	0.344
MANUFACTURE OF BASIC IRON AND STEEL.....	0.291	0.196	0.277	0.185	0.195
MANUFACTURE OF FABRICATED METAL PRODUCTS EXCEPT MACHINERY AND EQUIPMENT .....	0.268	0.271	0.264	0.289	0.304
MANUFACTURE OF MACHINERY AND EQUIPMENT N.E.C. ....	0.269	0.413	0.303	0.367	0.380
MANUFACTURE OF MOTOR VEHICLES, TRAILERS & SEMI-TRAILERS	0.278	0.168	0.104	0.172	0.212
MANUFACTURE OF FURNITURE; MANUFACTURING N.E.C. ....	0.378	0.402	0.390	0.374	0.367
T O T A L	0.267	0.296	0.273	0.275	0.280

\* IN THE NATIONAL ACCOUNT CONCEPT AT FACTOR COST

Establishments which were working less than 12 months during the reference period were asked to state their reasons for not being fully operational during the reference period and these are presented in summary Table 3.9. It can be observed that among the total establishments working less than 12 months during the reference period (excluding other reasons) absence of market demand for their products and shortage of supply of raw materials stood as the first and second highest proportion, respectively.

In a similar way to that of the above question establishments which were not working at full capacity were asked to state their reasons for working below capacity during the reference period and this is shown in summary Table 3.10. When examining the first types of major reasons, about 47 percent of the establishments working below capacity stated that they did not work at full capacity because of absence of market demand for their products.

The data in summary Table 3.11 depict the first major problems faced by establishments at the survey period. As this summary Table indicated almost one-third of the establishments reported that the first major current operating difficulty was absence of market demand for their products; followed by shortage of supply of raw materials which were reported by about 18 percent of the total establishments.

PERCENTAGE DISTRIBUTION OF ESTABLISHMENTS BY FIRST MAJOR REASON FOR NOT BEING FULLY OPERATIONAL  
AND INDUSTRIAL GROUP - PUBLIC AND PRIVATE 1996/97 (1989 E.F.Y.)

SUMMARY TABLE 3.9

INDUSTRIAL GROUP	TYPE OF REASONS										
	SHORTAGE OF SUPPLY OF RAW MATERIALS	SHORTAGE OF SUPPLY OF SPARE PARTS	LACK OF FOREIGN EXCHANGE	ABSENCE OF MARKET DEMAND	LACK OF WORKING CAPITAL	SHORTAGE OF ELECTRICITY AND WATER SUPPLY	FREQUENT MACHINERY BREAKAGE	OBSTACLES FROM GOV. RULES AND REGULATIONS	OTHERS	NOT STATED	TOTAL
MANUFACTURE OF FOOD PRODUCTS AND BEVERAGES.....	16	2	-	15	1	2	5	2	15	-	58
MANUFACTURE OF TOBACCO PRODUCTS .....	-	-	-	-	-	-	-	-	-	-	-
MANUFACTURE OF TEXTILES .....	4	1	-	1	-	-	-	-	1	-	7
MANUFACTURE OF WEARING APPAREL, EXCEPT FUR APPAREL....	2	-	-	1	-	1	-	1	3	-	8
TANNING AND DRESSING OF LEATHER; MANUFACTURE OF FOOTWEAR, LUGGAGE AND HANDBAGS .....	4	-	-	20	2	-	2	-	4	-	32
MANUFACTURE OF WOOD AND OF PRODUCTS OF WOOD AND CORK, EXCEPT FURNITURE .....	7	-	-	-	-	2	1	1	1	-	12
MANUFACTURE OF PAPER, PAPER PRODUCTS AND PRINTING .....	-	1	-	1	-	2	-	-	1	-	5
MANUFACTURE OF CHEMICALS AND CHEMICAL PRODUCTS.....	8	-	-	10	1	-	-	-	4	-	23
MANUFACTURE OF RUBBER AND PLASTIC PRODUCTS.....	2	-	-	3	1	2	-	-	1	-	9
MANUFACTURE OF OTHER NON-METALLIC MINERAL PRODUCTS ...	18	-	-	15	3	8	4	1	7	-	56
MANUFACTURE OF BASIC IRON AND STEEL.....	1	-	-	-	-	-	-	-	1	-	2
MANUFACTURE OF FABRICATED METAL PRODUCTS EXCEPT MACHINERY AND EQUIPMENT .....	-	-	-	5	-	3	-	-	3	-	11
MANUFACTURE OF MACHINERY AND EQUIPMENT N.E.C. ....	-	-	-	1	1	-	-	-	1	-	3
MANUFACTURE OF MOTOR VEHICLES, TRAILERS & SEMI-TRAILERS	2	-	-	-	-	-	-	-	-	-	2
MANUFACTURE OF FURNITURE; MANUFACTURING N.E.C. ....	1	-	-	2	2	11	1	5	5	-	27
T O T A L	65	4	-	74	11	31	13	10	47	-	255
%	25.49	1.57	-	29.02	4.31	12.16	5.10	3.92	18.43	-	100.00

PERCENTAGE DISTRIBUTION OF ESTABLISHMENTS BY FIRST REASON FOR NOT WORKING AT FULL CAPACITY  
AND INDUSTRIAL GROUP - PUBLIC AND PRIVATE 1996/97 (1989 E.F.Y.)

SUMMARY TABLE 3.10

INDUSTRIAL GROUP	TYPE OF REASONS								
	SHORTAGE OF SUPPLY OF RAW MATERIALS	SHORTAGE OF SUPPLY OF SPARE PARTS	ABSENCE OF MARKET DEMAND	ABSENCE OF CREDIT FACILITY	SHORTAGE OF FOREIGN EXCHANGE	LACK OF ADEQUATE SKILLS	OTHERS	NOT STATED	TOTAL
MANUFACTURE OF FOOD PRODUCTS AND BEVERAGES.....	37	17	88	2	-	-	23	14	181
MANUFACTURE OF TOBACCO PRODUCTS .....	-	-	-	-	-	-	1	-	1
MANUFACTURE OF TEXTILES .....	10	3	20	-	-	-	1	-	34
MANUFACTURE OF WEARING APPAREL, EXCEPT FUR APPAREL....	8	1	10	2	-	1	2	2	26
TANNING AND DRESSING OF LEATHER; MANUFACTURE OF FOOTWEAR, LUGGAGE AND HANDBAGS .....	18	2	29	2	-	-	3	3	57
MANUFACTURE OF WOOD AND OF PRODUCTS OF WOOD AND CORK, EXCEPT FURNITURE .....	14	-	2	-	-	-	2	5	23
MANUFACTURE OF PAPER, PAPER PRODUCTS AND PRINTING .....	10	4	22	1	-	-	2	4	43
MANUFACTURE OF CHEMICALS AND CHEMICAL PRODUCTS.....	13	-	23	4	-	-	-	3	43
MANUFACTURE OF RUBBER AND PLASTIC PRODUCTS.....	6	1	9	-	-	-	4	-	20
MANUFACTURE OF OTHER NON-METALLIC MINERAL PRODUCTS ...	12	10	37	4	-	1	27	5	96
MANUFACTURE OF BASIC IRON AND STEEL.....	1	-	1	1	-	1	-	1	5
MANUFACTURE OF FABRICATED METAL PRODUCTS EXCEPT MACHINERY AND EQUIPMENT .....	6	-	25	-	-	-	9	4	44
MANUFACTURE OF MACHINERY AND EQUIPMENT N.E.C. ....	1	-	10	-	-	-	2	1	14
MANUFACTURE OF MOTOR VEHICLES, TRAILERS & SEMI-TRAILERS	4	-	4	-	-	-	1	1	10
MANUFACTURE OF FURNITURE; MANUFACTURING N.E.C. ....	25	1	52	3	-	2	15	12	110
T O T A L	165	39	332	19	-	5	92	55	707
%	23.34	5.52	46.96	2.69	-	.71	13.01	7.78	100.00

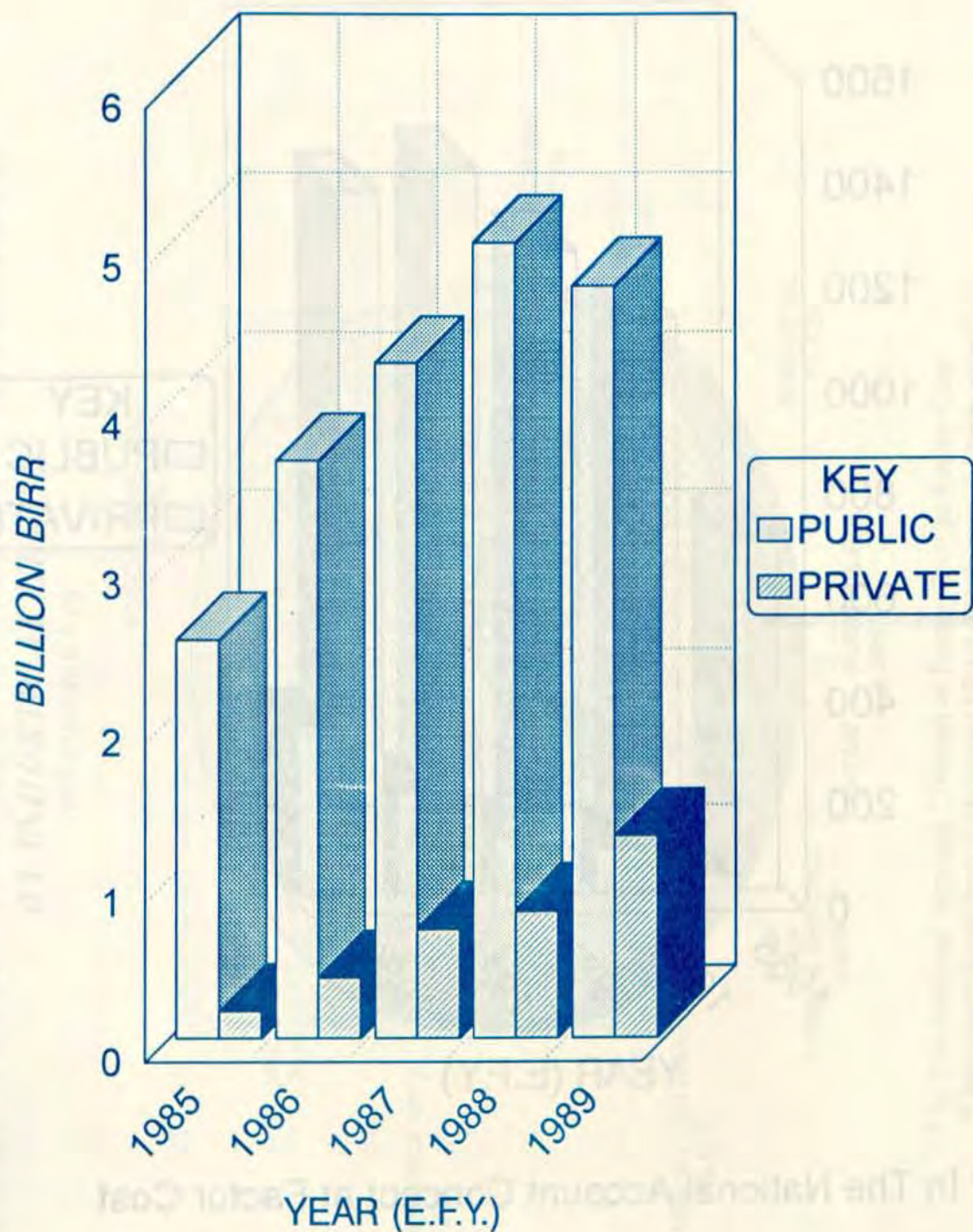
PERCENTAGE DISTRIBUTION OF ESTABLISHMENTS BY TYPE OF FIRST MAJOR OPERATIONAL PROBLEM FACED AND INDUSTRIAL GROUP - PUBLIC AND PRIVATE 1996/97 (1989 E.F.Y.)

SUMMARY TABLE 3.11

INDUSTRIAL GROUP	TYPE OF REASONS												TOTAL
	SHORTAGE OF SUPPLY OF RAW MATERIALS	SHORTAGE OF SUPPLY OF SPARE PARTS	UNABLE TO COMPETE THE MARKET	ABSENCE OF MARKET DEMAND	LACK OF WORKING CAPITAL	FREQUENT MACHINERY FAILURE	LACK OF WORKING PREMISES	PROBLEM WITH EMPLOYEES	GOVERNMENT RULES AND REGULATIONS	OTHER PROBLEMS	NO PROBLEM FACED	NOT STATED	
MANUFACTURE OF FOOD PRODUCTS AND BEVERAGES.....	29	7	20	65	13	10	5	2	7	17	15	4	194
MANUFACTURE OF TOBACCO PRODUCTS .....	-	-	-	-	-	-	-	1	-	-	-	-	1
MANUFACTURE OF TEXTILES .....	8	1	6	17	1	-	-	-	-	1	-	-	34
MANUFACTURE OF WEARING APPAREL, EXCEPT FUR APPAREL....	8	-	4	6	3	-	-	-	2	3	-	-	26
TANNING AND DRESSING OF LEATHER; MANUFACTURE OF FOOTWEAR, LUGGAGE AND HANDBAGS .....	14	2	5	26	4	1	1	-	1	2	-	4	60
MANUFACTURE OF WOOD AND OF PRODUCTS OF WOOD AND CORK, EXCEPT FURNITURE .....	16	-	-	2	-	1	1	-	-	-	3	-	23
MANUFACTURE OF PAPER, PAPER PRODUCTS AND PRINTING .....	8	4	3	18	2	4	-	-	2	1	3	-	45
MANUFACTURE OF CHEMICALS AND CHEMICAL PRODUCTS.....	8	-	12	11	4	-	1	-	-	6	1	-	43
MANUFACTURE OF RUBBER AND PLASTIC PRODUCTS.....	2	1	6	6	2	-	1	-	1	2	1	1	23
MANUFACTURE OF OTHER NON-METALLIC MINERAL PRODUCTS ...	12	6	6	34	8	8	2	-	5	10	5	1	97
MANUFACTURE OF BASIC IRON AND STEEL.....	-	-	-	2	2	-	-	-	-	-	-	1	5
MANUFACTURE OF FABRICATED METAL PRODUCTS EXCEPT MACHINERY AND EQUIPMENT .....	2	3	4	20	2	-	1	-	-	6	6	1	45
MANUFACTURE OF MACHINERY AND EQUIPMENT N.E.C. ....	2	-	2	6	-	-	1	-	2	1	1	1	16
MANUFACTURE OF MOTOR VEHICLES, TRAILERS & SEMI-TRAILERS	4	-	2	3	1	-	-	-	-	-	2	1	13
MANUFACTURE OF FURNITURE; MANUFACTURING N.E.C. ....	16	-	13	39	10	1	7	-	11	7	6	-	110
T O T A L	129	24	83	255	52	25	20	3	31	56	43	14	735
%	17.55	3.27	11.29	34.69	7.07	3.40	2.72	.41	4.22	7.62	5.85	1.90	100.00

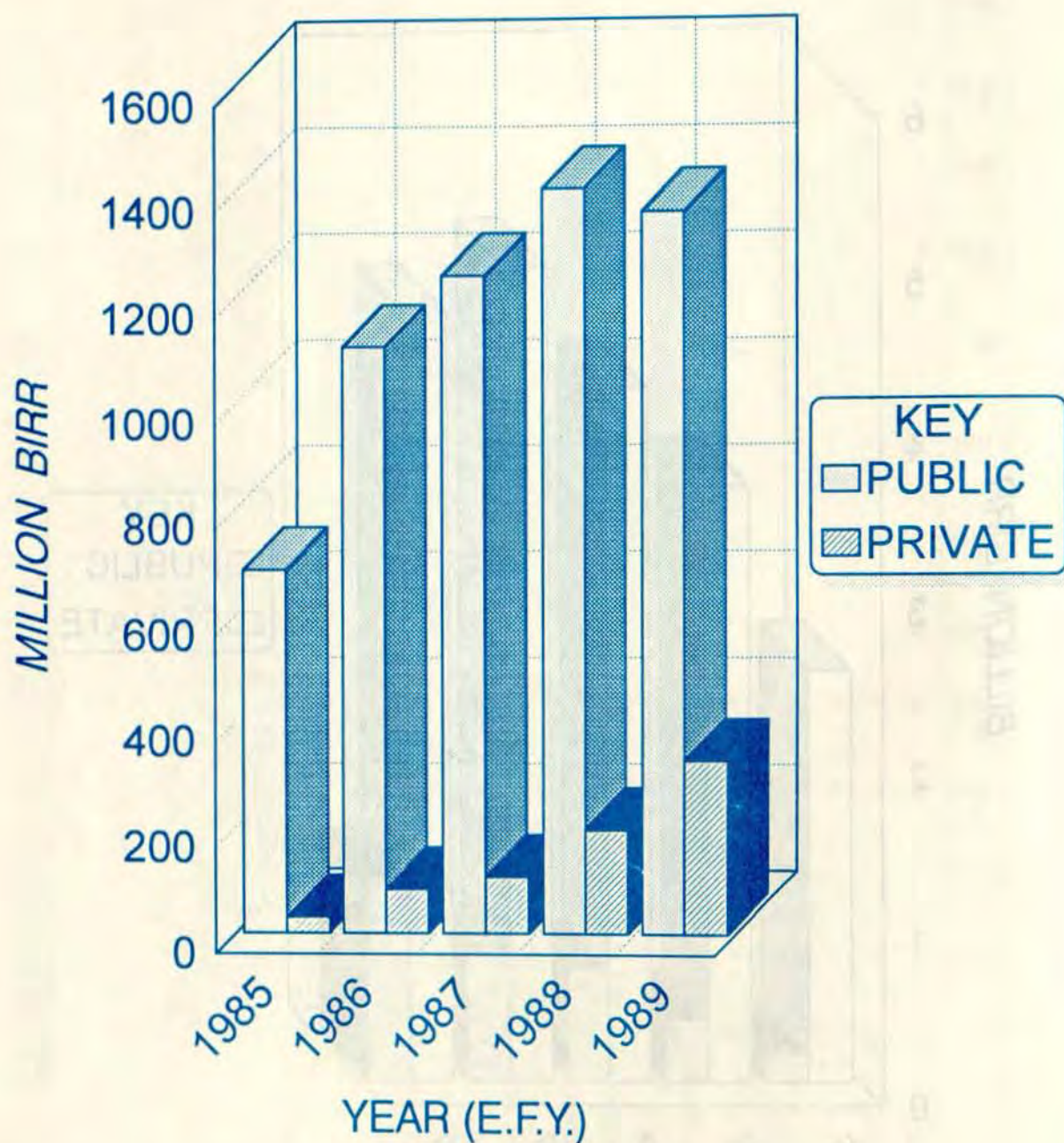
# FIG. I GROSS VALUE OF PRODUCTION AT CURRENT PRICE BY OWNERSHIP

1992/93 - 1996/97 (1985 - 1989 E.F.Y.)



## FIG.II - VALUE ADDED\* BY OWNERSHIP

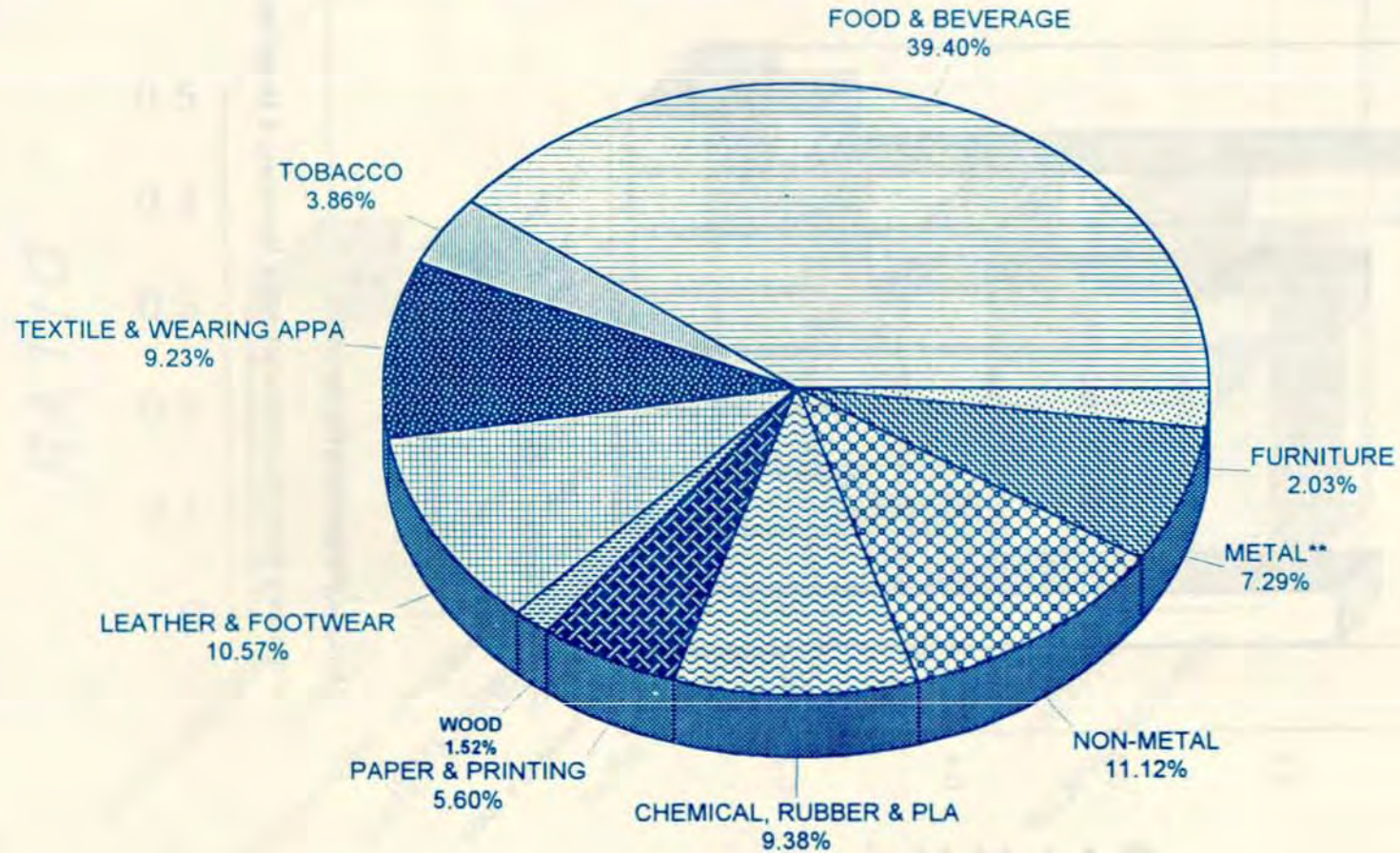
1992/93 - 1996/97(1985 - 1989 E.F.Y.)



\* In The National Account Concept at Factor Cost

**FIG. III - PERCENTAGE DISTRIBUTION OF VALUE ADDED\*  
BY INDUSTRIAL GROUP**

1996 97 (1989 E.F.Y.)

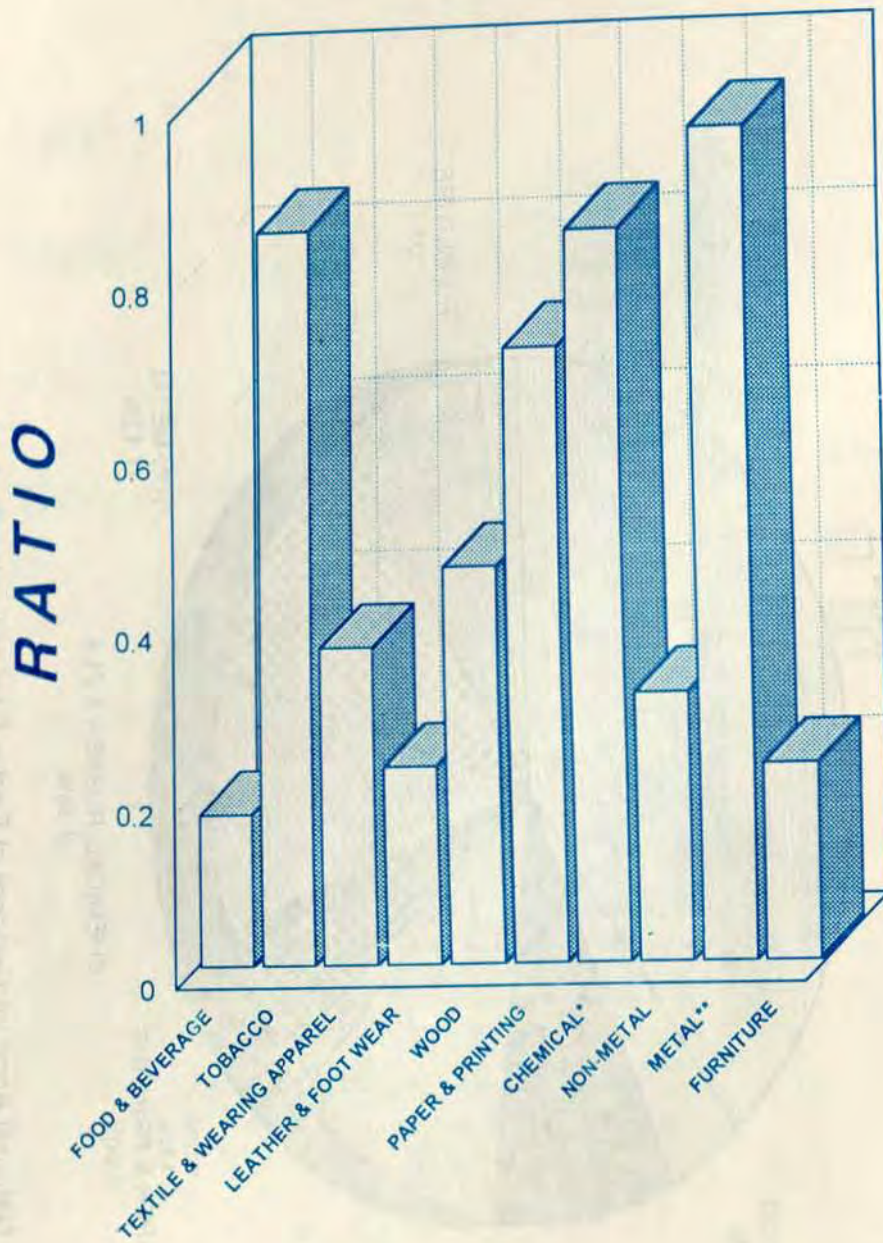


\* In The National Account Concept at Factor Cost at Factor Cost

\*\* Including Basic Iron, Fabricated Metal, Machinery & Motor Vehicles

# FIG. IV- RATIO OF IMPORTED TO TOTAL RAW MATERIAL COST BY INDUSTRIAL GROUP

1996/97 (1989 E.F.Y.)

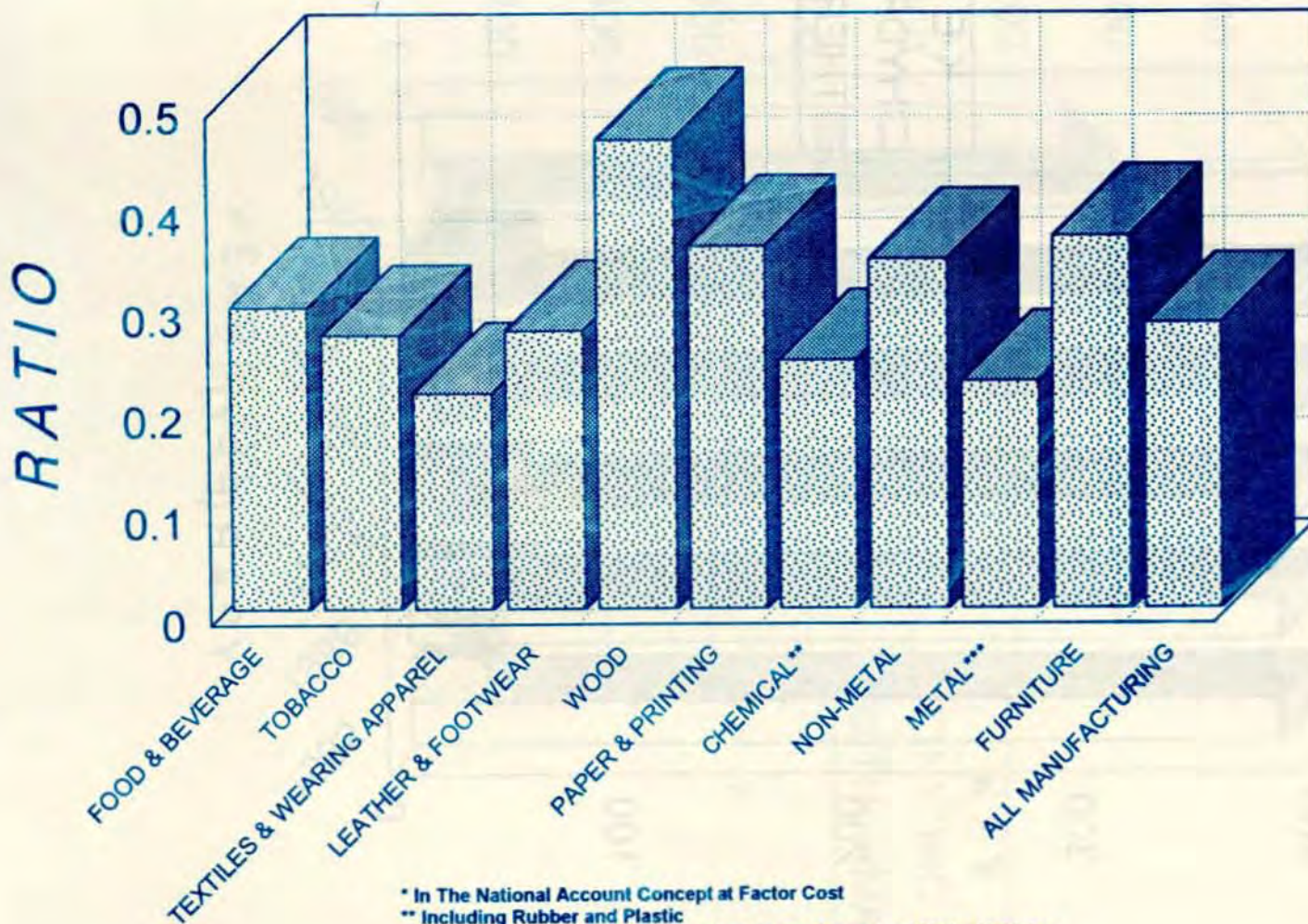


\* Including Rubber and Plastic

\*\* Including Basic Iron, fabricated metal, Machinery & Motor Vehicles

# FIG.V- RATIO OF VALUE ADDED\* TO GROSS VALUE OF PRODUCTION

1996 97 (1989 E.F.Y.)



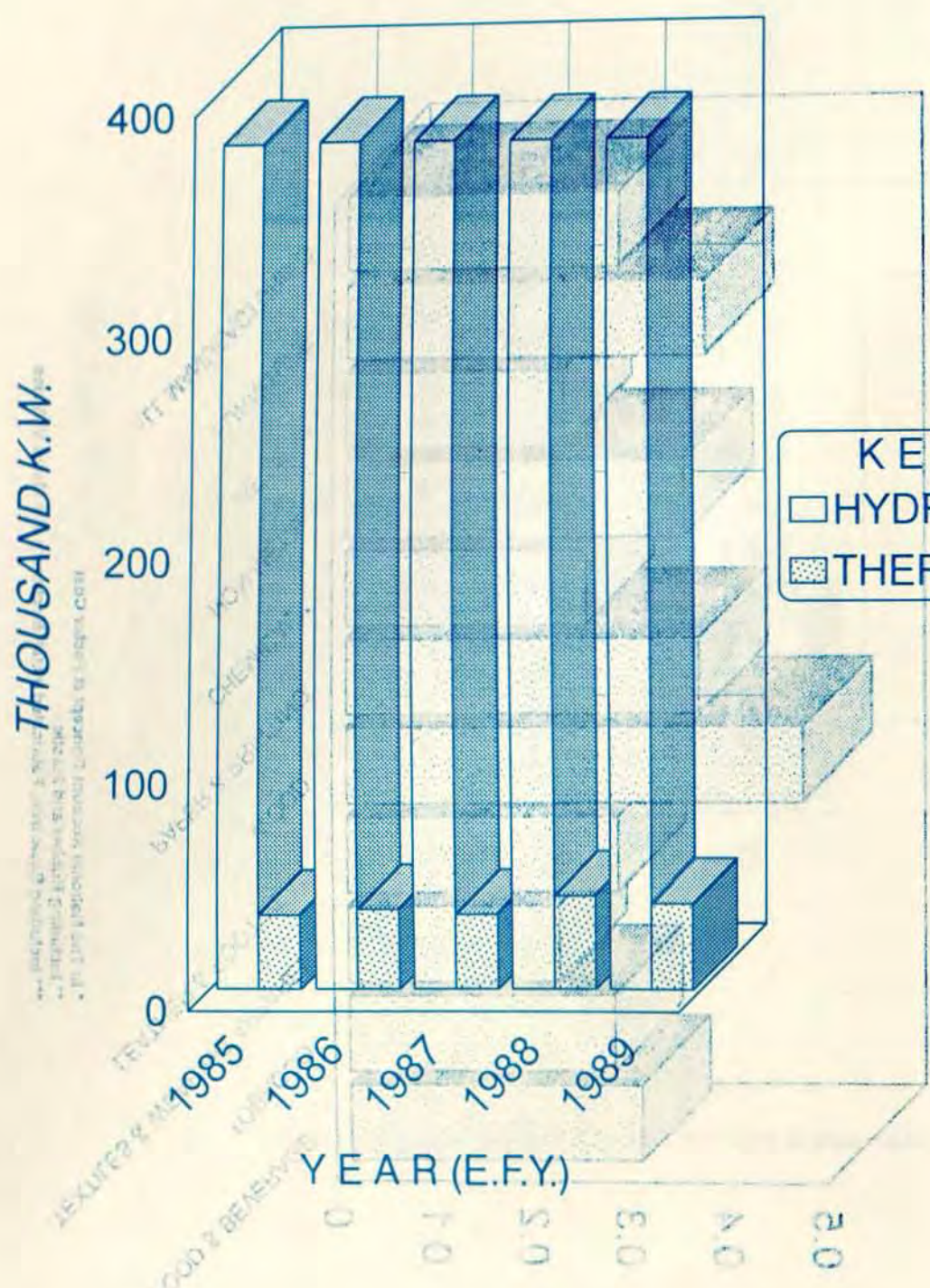
\* In The National Account Concept at Factor Cost

\*\* Including Rubber and Plastic

\*\*\* Including Basic Iron, Fabricated metal, Machinery and Motor Vehicles

**FIG. VI - INSTALLED GENERATING CAPACITY OF ELECTRICITY**

1992/93 - 1996/97 (1985 - 1989 E.F.Y.)



# FIG. VII - PRODUCTION OF ELECTRICITY

1992/93 - 1996/97 (1985 - 1989 E.F.Y.)

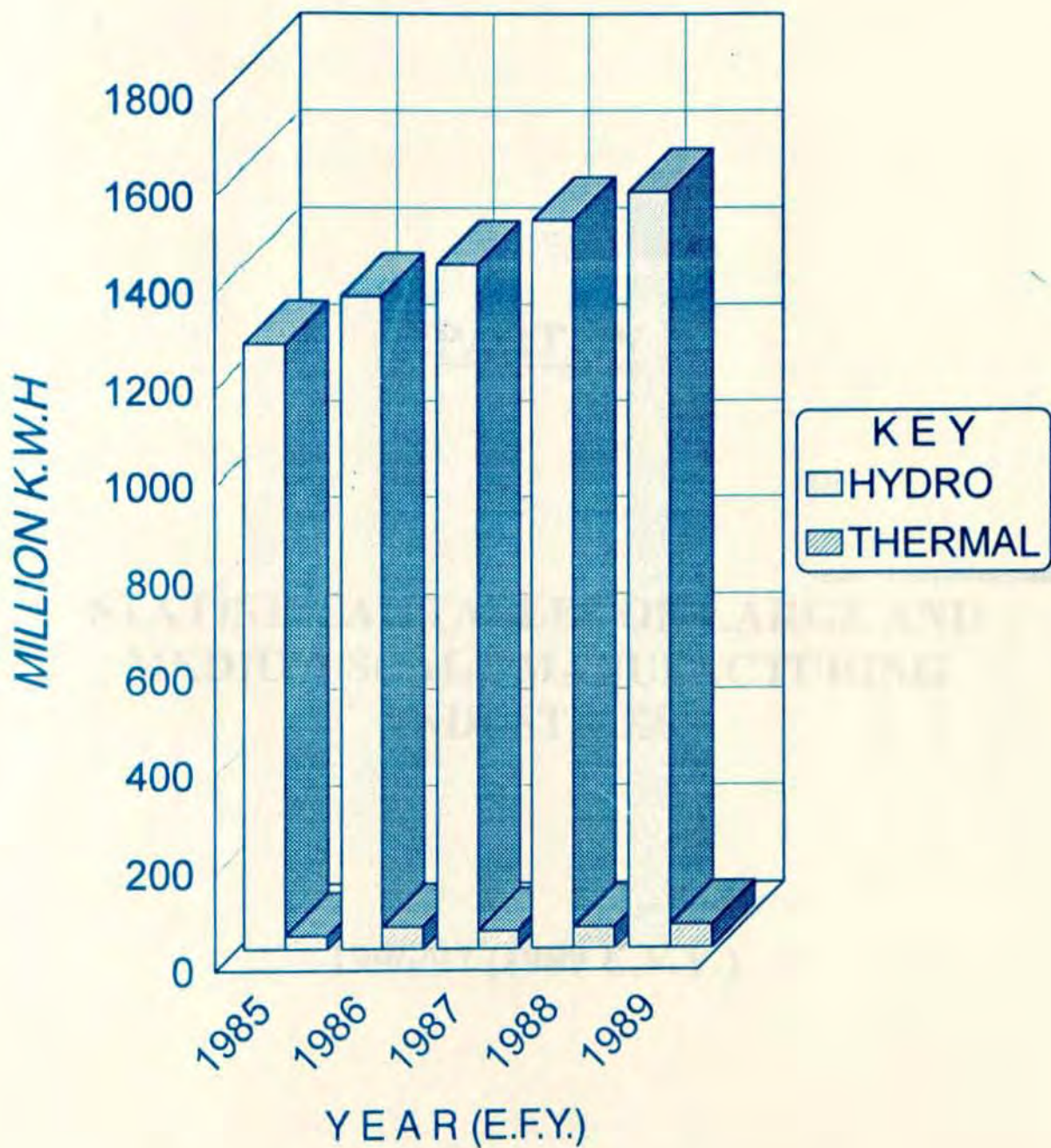
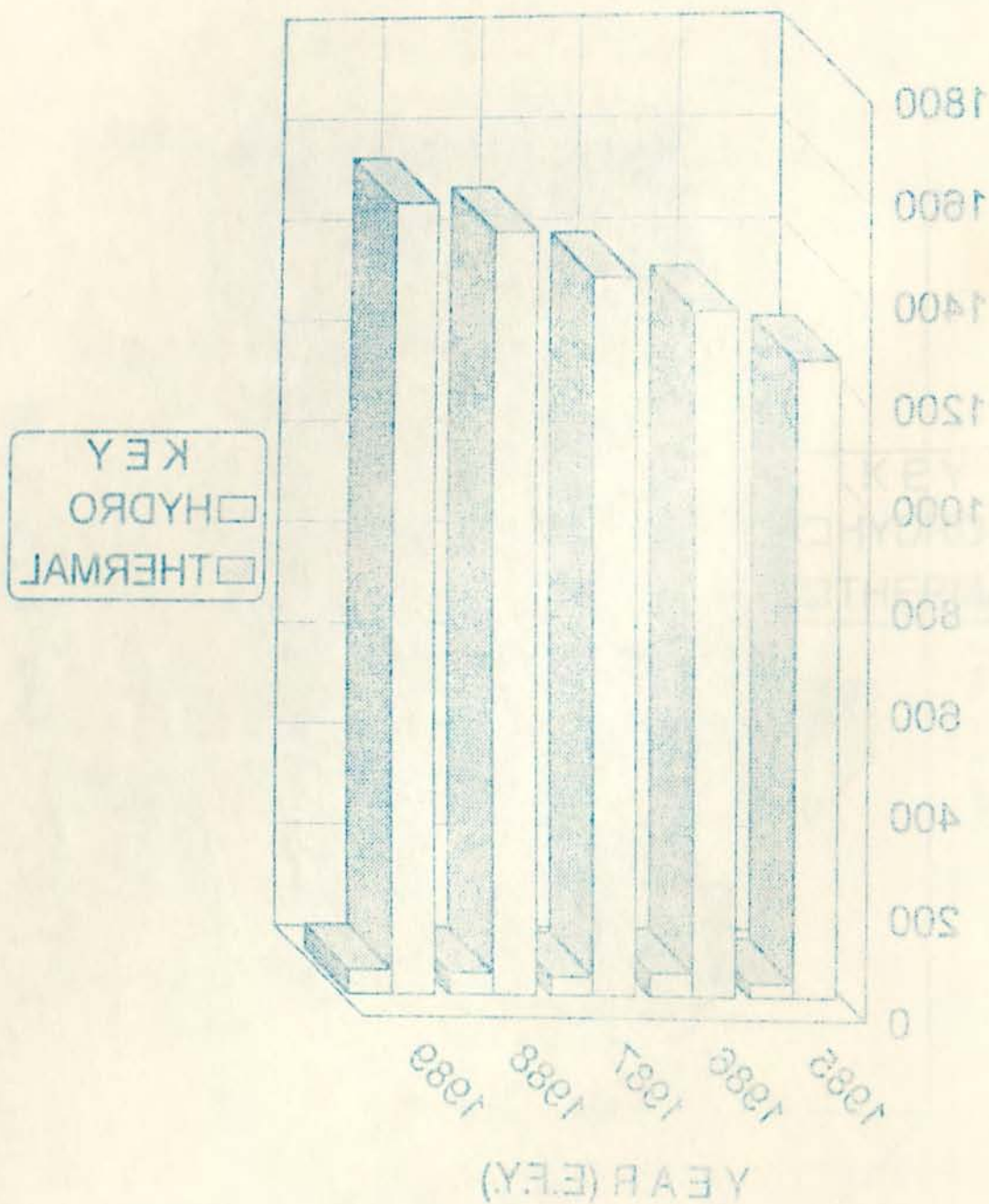


FIG. VII - PRODUCTION OF ELECTRICITY

1982-1983 - 1986-87 (1982 - 1989 E.F.Y.)



## PART IV

# STATISTICAL TABLES ON LARGE AND MEDIUM SCALE MANUFACTURING INDUSTRIES

**1996/97 (1989 E.F.Y.)**

S.No.	Name of the Industry	No. of Establishments		Employment		Production	
		1996/97	1989 E.F.Y.	1996/97	1989 E.F.Y.	1996/97	1989 E.F.Y.
1	Aluminium	1	1	100	100	100	100
2	Automobiles	10	10	1000	1000	1000	1000
3	Chemicals	5	5	500	500	500	500
4	Engineering	15	15	1500	1500	1500	1500
5	Food Processing	20	20	2000	2000	2000	2000
6	Iron and Steel	1	1	10000	10000	10000	10000
7	Textiles	10	10	1000	1000	1000	1000
8	Transportation	5	5	500	500	500	500
9	Other	10	10	1000	1000	1000	1000
10	Total	72	72	7200	7200	7200	7200

PART IV

STATISTICAL TABLES ON LARCE AND  
MEDIUM SEAL MANUFACTURING  
INDUSTRIES

1960 (1959 E. Y.)

COVERAGE OF THE SURVEY  
1996/97 (1989 E.F.Y.)

TABLE 4.1

INDUSTRIAL GROUP	N <sup>o</sup> OF ESTABLISHMENTS COVERED BY THE REPORT			N <sup>o</sup> OF ESTABLISHMENTS WITH RESPONSES			PERCENTAGE OF RESPONSES		
	PUBLIC	PRIVATE	TOTAL	PUBLIC	PRIVATE	TOTAL	PUBLIC	PRIVATE	TOTAL
MANUFACTURE OF FOOD PRODUCTS AND BEVERAGES.....	55	143	198	50	143	193	90.91	100.00	97.47
MANUFACTURE OF TOBACCO PRODUCTS .....	1	-	1	1	-	1	100.00	-	100.00
MANUFACTURE OF TEXTILES .....	19	15	34	19	15	34	100.00	100.00	100.00
MANUFACTURE OF WEARING APPAREL, EXCEPT FUR APPAREL....	5	21	26	4	21	25	80.00	100.00	96.15
TANNING AND DRESSING OF LEATHER; MANUFACTURE OF FOOTWEAR, LUGGAGE AND HANDBAGS .....	9	52	61	7	52	59	77.78	100.00	96.72
MANUFACTURE OF WOOD AND OF PRODUCTS OF WOOD AND CORK, EXCEPT FURNITURE .....	10	13	23	10	13	23	100.00	100.00	100.00
MANUFACTURE OF PAPER, PAPER PRODUCTS AND PRINTING ....	8	38	46	8	37	45	100.00	97.37	97.83
MANUFACTURE OF CHEMICALS AND CHEMICAL PRODUCTS.....	12	31	43	12	31	43	100.00	100.00	100.00
MANUFACTURE OF RUBBER AND PLASTIC PRODUCTS... ..	3	20	23	3	20	23	100.00	100.00	100.00
MANUFACTURE OF OTHER NON-METALLIC MINERAL PRODUCTS ...	22	75	97	22	75	97	100.00	100.00	100.00
MANUFACTURE OF BASIC IRON AND STEEL.....	3	2	5	3	2	5	100.00	100.00	100.00
MANUFACTURE OF FABRICATED METAL PRODUCTS EXCEPT MACHINERY AND EQUIPMENT .....	5	40	45	5	40	45	100.00	100.00	100.00
MANUFACTURE OF MACHINERY AND EQUIPMENT N.E.C. ....	2	14	16	2	14	16	100.00	100.00	100.00
MANUFACTURE OF MOTOR VEHICLES, TRAILERS & SEMI-TRAILERS	2	11	13	2	11	13	100.00	100.00	100.00
MANUFACTURE OF FURNITURE; MANUFACTURING N.E.C. ....	5	105	110	5	105	110	100.00	100.00	100.00
T O T A L	161	580	741	153	579	732	95.03	99.83	98.79

COVERAGE OF THE SURVEY  
1996/97 (1989 E.F.Y.)

TABLE 4.1 (CONTD.)

INDUSTRIAL GROUP	VALUE ADDED AT FACTOR COST - NATIONAL ACCOUNT CONCEPT (IN '000 BIRR)								
	PUBLIC	PRIVATE	TOTAL	OF WHICH ESTABLISHMENTS WITH RESPONSES			PERCENTAGE OF RESPONSES		
				PUBLIC	PRIVATE	TOTAL	PUBLIC	PRIVATE	TOTAL
MANUFACTURE OF FOOD PRODUCTS AND BEVERAGES.....	633,707	94,157	727,864	632,296	94,157	726,453	99.78	100.00	99.81
MANUFACTURE OF TOBACCO PRODUCTS .....	69,747	-	69,747	69,747	-	69,747	100.00	-	100.00
MANUFACTURE OF TEXTILES .....	152,490	2,517	155,007	152,490	2,517	155,007	100.00	100.00	100.00
MANUFACTURE OF WEARING APPAREL, EXCEPT FUR APPAREL....	7,977	8,734	16,711	5,781	8,734	14,515	72.47	100.00	86.86
TANNING AND DRESSING OF LEATHER; MANUFACTURE OF FOOTWEAR, LUGGAGE AND HANDBAGS .....	125,442	69,496	194,938	81,220	69,496	150,716	64.75	100.00	77.31
MANUFACTURE OF WOOD AND OF PRODUCTS OF WOOD AND CORK, EXCEPT FURNITURE .....	23,558	3,308	26,866	23,558	3,308	26,866	100.00	100.00	100.00
MANUFACTURE OF PAPER, PAPER PRODUCTS AND PRINTING .....	83,408	16,927	100,334	83,408	16,650	100,058	100.00	98.37	99.72
MANUFACTURE OF CHEMICALS AND CHEMICAL PRODUCTS.....	78,618	22,147	100,765	78,618	22,147	100,765	100.00	100.00	100.00
MANUFACTURE OF RUBBER AND PLASTIC PRODUCTS.....	56,892	32,457	89,349	56,892	32,457	89,349	100.00	100.00	100.00
MANUFACTURE OF OTHER NON-METALLIC MINERAL PRODUCTS ...	148,990	52,156	201,146	148,990	52,156	201,146	100.00	100.00	100.00
MANUFACTURE OF BASIC IRON AND STEEL.....	58,142	4,329	62,471	58,142	4,329	62,471	100.00	100.00	100.00
MANUFACTURE OF FABRICATED METAL PRODUCTS EXCEPT MACHINERY AND EQUIPMENT .....	23,823	9,811	33,634	23,823	9,811	33,634	100.00	100.00	100.00
MANUFACTURE OF MACHINERY AND EQUIPMENT N.E.C. ....	2,329	1,990	4,319	2,329	1,990	4,319	100.00	100.00	100.00
MANUFACTURE OF MOTOR VEHICLES, TRAILERS & SEMI-TRAILERS	23,316	10,750	34,066	23,316	10,750	34,066	100.00	100.00	100.00
MANUFACTURE OF FURNITURE; MANUFACTURING N.E.C. ....	3,114	32,914	36,028	3,114	32,914	36,028	100.00	100.00	100.00
T O T A L	1,491,552	361,693	1,853,245	1,443,724	361,417	1,805,141	96.79	99.92	97.40

PAID-UP CAPITAL OF REPORTING ESTABLISHMENTS BY SOURCE OF OWNERSHIP AND INDUSTRIAL GROUP  
1996/97 (1989 E.F.Y.)

TABLE 4.2

INDUSTRIAL GROUP	N° OF ESTABLISHMENTS			PAID-UP CAPITAL (IN '000 BIRR)				
	PUBLIC	PRIVATE	TOTAL	PUBLIC	PRIVATE		TOTAL	
					ETHIOPIAN			
					MALE	FEM.		
MANUFACTURE OF FOOD PRODUCTS AND BEVERAGES.....	55	141	196	541,927	281,070	28,572	748	852,317
Production, processing and preserving of meat, fruit and vegetables .....	10	-	10	26,247	-	-	-	26,247
Manufacture of vegetable and animal oils and fats....	6	19	25	14,422	14,717	421	748	30,308
Manufacture of dairy products .....	1	-	1	5,591	-	-	-	5,591
Manufacture of grain mill products .....	9	16	25	78,662	40,439	7,487	-	126,588
Manufacture of prepared animal feeds .....	2	2	4	2,894	517	-	-	3,411
Manufacture of bakery products .....	5	81	86	27,742	19,871	14,165	-	61,778
Manufacture of sugar and sugar confectionery .....	3	4	7	231,026	250	714	-	231,990
Manufacture of macaroni and spaghetti.....	2	1	3	2,137	3,000	3,000	-	8,137
Manufacture of food products n.e.c. ....	3	5	8	31,974	13,705	490	-	46,169
Distilling, rectifying and blending of spirits .....	4	7	11	7,297	3,580	2,295	-	13,171
Manufacture of wines .....	3	-	3	2,669	-	-	-	2,669
Manufacture of malt liquors and malt .....	5	-	5	90,858	-	-	-	90,858
Manufacture of soft drinks & production of mineral waters .....	2	6	8	20,409	184,992	-	-	205,400
MANUFACTURE OF TOBACCO PRODUCTS .....	1	-	1	49,400	-	-	-	49,400
Manufacture of tobacco products.....	1	-	1	49,400	-	-	-	49,400
MANUFACTURE OF TEXTILES .....	18	15	33	426,861	6,572	1,478	285	435,195
Spinning, weaving and finishing of textiles .....	16	5	21	389,071	3,291	410	110	392,881
Manufacture of cordage, rope, twine and netting .....	2	-	2	37,790	-	-	-	37,790
Knitting mills .....	-	10	10	-	3,281	1,068	175	4,524
MANUFACTURE OF WEARING APPAREL, EXCEPT FUR APPAREL.....	5	21	26	19,456	12,145	6,444	-	38,045
Manufacture of wearing apparel except fur apparel....	5	21	26	19,456	12,145	6,444	-	38,045
TANNING AND DRESSING OF LEATHER; MANUFACTURE OF FOOTWEAR, LUGGAGE AND HANDBAGS .....	9	52	61	82,971	70,601	58,626	1,512	213,710
Tanning and dressing of leather, luggage and handbags.	6	5	11	67,568	19,838	7,760	-	95,166
Manufacture of footwear.....	3	47	50	15,403	50,763	50,866	1,512	118,544
MANUFACTURE OF WOOD AND OF PRODUCTS OF WOOD AND CORK, EXCEPT FURNITURE .....	8	13	21	10,220	2,910	164	-	13,295
Manufacture of wood and of products of wood and cork, except furniture.....	8	13	21	10,220	2,910	164	-	13,295
MANUFACTURE OF PAPER, PAPER PRODUCTS AND PRINTING .....	8	36	44	40,767	31,104	5,222	-	77,093
Manufacture of paper and paper products.....	2	6	8	15,645	17,096	1,074	-	33,815
Publishing and printing services.....	6	30	36	25,122	14,008	4,149	-	43,278
MANUFACTURE OF CHEMICALS AND CHEMICAL PRODUCTS.....	11	31	42	244,658	79,629	2,261	374	326,922
Manufacture of basic chemicals, except fertilizers and nitrogen compounds.....	5	-	5	221,547	-	-	-	221,547
Manufacture of paints, varnishes and mastics .....	2	4	6	7,243	34,591	204	-	42,038

PAID-UP CAPITAL OF REPORTING ESTABLISHMENTS BY SOURCE OF OWNERSHIP AND INDUSTRIAL GROUP  
1996/97 (1989 E.F.Y.)

TABLE 4.2 (Contd..)

INDUSTRIAL GROUP	N° OF ESTABLISHMENTS			PAID-UP CAPITAL (IN '000 BIRR)				
	PUBLIC	PRIVATE	TOTAL	PUBLIC	PRIVATE		TOTAL	
					ETHIOPIAN	NON-ETH.		
								MALE
Manufacture of pharmaceuticals, medicinal chemicals and botanical products.....	2	1	3	12,924	1,800	-	-	14,724
Manufacture of soap and detergents cleaning and polishing, perfumes and toilet preparations.....	2	23	25	2,944	41,707	1,688	374	46,713
Manufacture of chemical products n.e.c. ....	-	3	3	-	1,530	370	-	1,900
MANUFACTURE OF RUBBER AND PLASTIC PRODUCTS.....	3	19	22	35,504	66,277	11,752	1,192	114,725
Manufacture of rubber products.....	1	4	5	29,393	4,365	90	-	33,849
Manufacture of plastic products.....	2	15	17	6,111	61,912	11,662	1,192	80,877
MANUFACTURE OF OTHER NON-METALLIC MINERAL PRODUCTS ....	21	74	95	451,854	32,294	4,606	30,385	519,139
Manufacture of glass and glass products.....	1	2	3	15,047	-	-	-	15,047
Manufacture of structural clay products .....	2	3	5	4,366	623	-	-	4,989
Manufacture of cement, lime and plaster .....	5	2	7	327,670	9	207	-	327,885
Manufacture of articles of concrete, cement and plaster .....	9	62	71	20,984	17,422	3,284	-	41,691
Manufacture of non-metallic mineral products n.e.c....	4	5	9	83,787	14,240	1,116	30,385	129,528
MANUFACTURE OF BASIC IRON AND STEEL.....	3	2	5	18,529	5,696	1,899	551	26,675
Manufacture of basic iron and steel.....	3	2	5	18,529	5,696	1,899	551	26,675
MANUFACTURE OF FABRICATED METAL PRODUCTS EXCEPT MACHINERY AND EQUIPMENT .....	5	40	45	207,940	14,305	2,203	3,956	228,403
Manufacture of structural metal products, tanks, reservoirs and containers of metal .....	-	32	32	-	7,996	690	3,856	12,542
Manufacture of cutlery, hand tools and general hardware .....	2	1	3	7,043	85	-	-	7,128
Manufacture of other fabricated metal products .....	3	7	10	200,897	6,224	1,513	100	208,733
MANUFACTURE OF MACHINERY AND EQUIPMENT N.E.C. ....	2	14	16	3,199	6,166	1,000	1,000	11,365
Manufacture of pumps, compressors, taps and valves....	1	-	1	3,000	-	-	-	3,000
Manufacture of ovens, furnaces and furnace burners...	-	4	4	-	367	1,000	1,000	2,367
Manufacture of other general purpose machinery.....	-	4	4	-	2,720	-	-	2,720
Manufacture of machinery for food and beverage processing .....	-	6	6	-	3,080	-	-	3,080
Manufacture of accumulators, primary cells and and primary batteries .....	1	-	1	199	-	-	-	199
MANUFACTURE OF MOTOR VEHICLES, TRAILERS & SEMI-TRAILERS.	2	11	13	10,038	15,445	2,229	2,100	29,813
Manufacture of bodies for motor vehicles.....	2	10	12	10,038	14,245	2,229	2,100	28,613
Manufacture of parts and accessories for motor vehicles and their engines.....	-	1	1	-	1,200	-	-	1,200
MANUFACTURE OF FURNITURE; MANUFACTURING N.E.C. ....	3	105	108	472	90,705	1,099	1,557	93,833
Manufacture of furniture; manufacturing n.e.c.....	3	105	108	472	90,705	1,099	1,557	93,833
T O T A L .....	154	574	728	2,143,797	714,920	127,555	43,660	3,029,932

NUMBER OF REPORTING ESTABLISHMENTS BY SIZE OF PAID-UP CAPITAL AND INDUSTRIAL GROUP - PUBLIC AND PRIVATE  
1996/97 (1989 E.F.Y.)

TABLE 4.3

INDUSTRIAL GROUP	PAID-UP CAPITAL IN BIRR						TOTAL ESTAB.
	UPTO 50,000	50,001 - 100,000	100,001- 250,000	250,001- 500,000	500,001- 1,000,000	OVER 1,000,000	
MANUFACTURE OF FOOD PRODUCTS AND BEVERAGES.....	28	15	26	23	24	80	196
Production, processing and preserving of meat, fruit and vegetables .....	-	-	1	-	3	6	10
Manufacture of vegetable and animal oils and fats....	2	1	5	6	3	8	25
Manufacture of dairy products .....	-	-	-	-	-	1	1
Manufacture of grain mill products .....	-	-	3	1	5	16	25
Manufacture of prepared animal feeds .....	-	-	1	1	1	1	4
Manufacture of bakery products .....	24	11	14	12	8	17	86
Manufacture of sugar and sugar confectionery .....	1	1	1	1	1	2	7
Manufacture of macaroni and spaghetti.....	-	-	-	-	1	2	3
Manufacture of food products n.e.c. ....	-	1	1	1	-	5	8
Distilling, rectifying and blending of spirits .....	1	1	-	1	2	6	11
Manufacture of wines .....	-	-	-	-	-	3	3
Manufacture of malt liquors and malt .....	-	-	-	-	-	5	5
Manufacture of soft drinks & production of mineral waters .....	-	-	-	-	-	8	8
MANUFACTURE OF TOBACCO PRODUCTS .....	-	-	-	-	-	1	1
Manufacture of tobacco products.....	-	-	-	-	-	1	1
MANUFACTURE OF TEXTILES .....	2	4	3	2	4	18	33
Spinning, weaving and finishing of textiles .....	-	1	1	1	4	14	21
Manufacture of cordage, rope, twine and netting .....	-	-	-	-	-	2	2
Knitting mills .....	2	3	2	1	-	2	10
MANUFACTURE OF WEARING APPAREL, EXCEPT FUR APPAREL.....	-	2	3	5	5	11	26
Manufacture of wearing apparel except fur apparel....	-	2	3	5	5	11	26
TANNING AND DRESSING OF LEATHER; MANUFACTURE OF FOOTWEAR, LUGGAGE AND HANDBAGS .....	13	3	6	2	7	30	61
Tanning and dressing of leather, luggage and handbags.	-	-	-	-	1	10	11
Manufacture of footwear.....	13	3	6	2	6	20	50
MANUFACTURE OF WOOD AND OF PRODUCTS OF WOOD AND CORK, EXCEPT FURNITURE .....	3	2	5	-	7	4	21
Manufacture of wood and of products of wood and cork, except furniture.....	3	2	5	-	7	4	21
MANUFACTURE OF PAPER, PAPER PRODUCTS AND PRINTING .....	3	5	9	3	7	17	44
Manufacture of paper and paper products.....	-	1	1	1	-	5	8
Publishing and printing services.....	3	4	8	2	7	12	36
MANUFACTURE OF CHEMICALS AND CHEMICAL PRODUCTS.....	-	5	6	10	4	17	42
Manufacture of basic chemicals, except fertilizers and nitrogen compounds.....	-	-	-	-	2	3	5
Manufacture of paints, varnishes and mastics .....	-	-	-	2	1	3	6

**NUMBER OF REPORTING ESTABLISHMENTS BY SIZE OF PAID-UP CAPITAL AND INDUSTRIAL GROUP - PUBLIC AND PRIVATE  
1996/97 (1989 E.F.Y.)**

TABLE 4.3 (Contd..)

INDUSTRIAL GROUP	PAID-UP CAPITAL IN BIRR						TOTAL ESTAB.
	UPTO 50,000	50,001 - 100,000	100,001- 250,000	250,001- 500,000	500,001- 1,000,000	OVER 1,000,000	
Manufacture of pharmaceuticals, medicinal chemicals and botanical products.....	-	-	-	-	-	3	3
Manufacture of soap and detergents cleaning and polishing, perfumes and toilet preparations.....	-	5	5	7	1	7	25
Manufacture of chemical products n.e.c. ....	-	-	1	1	-	1	3
<b>MANUFACTURE OF RUBBER AND PLASTIC PRODUCTS.....</b>	-	-	2	4	5	11	22
Manufacture of rubber products.....	-	-	-	1	1	3	5
Manufacture of plastic products.....	-	-	2	3	4	8	17
<b>MANUFACTURE OF OTHER NON-METALLIC MINERAL PRODUCTS ....</b>	22	14	12	17	5	25	95
Manufacture of glass and glass products.....	-	-	-	-	-	3	3
Manufacture of structural clay products .....	-	1	1	1	-	2	5
Manufacture of cement, lime and plaster .....	-	1	1	1	-	4	7
Manufacture of articles of concrete, cement and plaster .....	22	12	10	13	4	10	71
Manufacture of non-metallic mineral products n.e.c....	-	-	-	2	1	6	9
<b>MANUFACTURE OF BASIC IRON AND STEEL.....</b>	-	-	-	-	1	4	5
Manufacture of basic iron and steel.....	-	-	-	-	1	4	5
<b>MANUFACTURE OF FABRICATED METAL PRODUCTS EXCEPT MACHINERY AND EQUIPMENT .....</b>	6	9	12	6	3	9	45
Manufacture of structural metal products, tanks, reservoirs and containers of metal .....	6	7	9	4	3	3	32
Manufacture of cutlery, hand tools and general hardware .....	-	1	-	-	-	2	3
Manufacture of other fabricated metal products .....	-	1	3	2	-	4	10
<b>MANUFACTURE OF MACHINERY AND EQUIPMENT N.E.C. ....</b>	1	2	4	4	-	5	16
Manufacture of pumps, compressors, taps and valves...	-	-	-	-	-	1	1
Manufacture of ovens, furnaces and furnace burners...	-	1	2	-	-	1	4
Manufacture of other general purpose machinery.....	-	-	-	2	-	2	4
Manufacture of machinery for food and beverage processing .....	1	1	1	2	-	1	6
Manufacture of accumulators, primary cells and and primary batteries .....	-	-	1	-	-	-	1
<b>MANUFACTURE OF MOTOR VEHICLES, TRAILERS &amp; SEMI-TRAILERS.</b>	-	-	-	3	-	10	13
Manufacture of bodies for motor vehicles.....	-	-	-	3	-	9	12
Manufacture of parts and accessories for motor vehicles and their engines.....	-	-	-	-	-	1	1
<b>MANUFACTURE OF FURNITURE; MANUFACTURING N.E.C. ....</b>	21	15	29	22	12	9	108
Manufacture of furniture; manufacturing n.e.c.....	21	15	29	22	12	9	108
<b>T O T A L .....</b>	<b>99</b>	<b>76</b>	<b>117</b>	<b>101</b>	<b>84</b>	<b>251</b>	<b>728</b>

NUMBER OF REPORTING ESTABLISHMENTS BY SIZE OF PAID-UP CAPITAL AND INDUSTRIAL GROUP - PUBLIC  
1996/97 (1989 E.F.Y.)

TABLE 4.4

INDUSTRIAL GROUP	PAID-UP CAPITAL IN BIRR						TOTAL ESTAB.
	UPTO 50,000	50,001 - 100,000	100,001- 250,000	250,001- 500,000	500,001- 1,000,000	OVER 1,000,000	
MANUFACTURE OF FOOD PRODUCTS AND BEVERAGES.....	-	-	1	2	10	42	55
Production, processing and preserving of meat, fruit and vegetables .....	-	-	1	-	3	6	10
Manufacture of vegetable and animal oils and fats....	-	-	-	1	1	4	6
Manufacture of dairy products .....	-	-	-	-	-	1	1
Manufacture of grain mill products .....	-	-	-	-	1	8	9
Manufacture of prepared animal feeds .....	-	-	-	-	1	1	2
Manufacture of bakery products .....	-	-	-	-	3	2	5
Manufacture of sugar and sugar confectionery .....	-	-	-	1	-	2	3
Manufacture of macaroni and spaghetti.....	-	-	-	-	1	1	2
Manufacture of food products n.e.c. ....	-	-	-	-	-	3	3
Distilling, rectifying and blending of spirits .....	-	-	-	-	-	4	4
Manufacture of wines .....	-	-	-	-	-	3	3
Manufacture of malt liquors and malt .....	-	-	-	-	-	5	5
Manufacture of soft drinks & production of mineral waters .....	-	-	-	-	-	2	2
MANUFACTURE OF TOBACCO PRODUCTS .....	-	-	-	-	-	1	1
Manufacture of tobacco products.....	-	-	-	-	-	1	1
MANUFACTURE OF TEXTILES .....	-	1	-	1	1	15	18
Spinning, weaving and finishing of textiles .....	-	1	-	1	1	13	16
Manufacture of cordage, rope, twine and netting .....	-	-	-	-	-	2	2
Knitting mills .....	-	-	-	-	-	-	-
MANUFACTURE OF WEARING APPAREL, EXCEPT FUR APPAREL.....	-	-	-	-	-	5	5
Manufacture of wearing apparel except fur apparel....	-	-	-	-	-	5	5
TANNING AND DRESSING OF LEATHER; MANUFACTURE OF FOOTWEAR, LUGGAGE AND HANDBAGS .....	-	-	-	-	-	9	9
Tanning and dressing of leather, luggage and handbags.	-	-	-	-	-	6	6
Manufacture of footwear.....	-	-	-	-	-	3	3
MANUFACTURE OF WOOD AND OF PRODUCTS OF WOOD AND CORK, EXCEPT FURNITURE .....	-	-	-	-	4	4	8
Manufacture of wood and of products of wood and cork, except furniture.....	-	-	-	-	4	4	8
MANUFACTURE OF PAPER, PAPER PRODUCTS AND PRINTING .....	-	-	1	-	-	7	8
Manufacture of paper and paper products.....	-	-	-	-	-	2	2
Publishing and printing services.....	-	-	1	-	-	5	6
MANUFACTURE OF CHEMICALS AND CHEMICAL PRODUCTS.....	-	-	-	1	3	7	11
Manufacture of basic chemicals, except fertilizers and nitrogen compounds.....	-	-	-	-	2	3	5
Manufacture of paints, varnishes and mastics .....	-	-	-	-	1	1	2

**NUMBER OF REPORTING ESTABLISHMENTS BY SIZE OF PAID-UP CAPITAL AND INDUSTRIAL GROUP - PUBLIC  
1996/97 (1989 E.F.Y.)**

TABLE 4.4 (Contd..)

INDUSTRIAL GROUP	PAID-UP CAPITAL IN BIRR						TOTAL ESTAB.
	UPTO 50,000	50,001 - 100,000	100,001- 250,000	250,001- 500,000	500,001- 1,000,000	OVER 1,000,000	
Manufacture of pharmaceuticals, medicinal chemicals and botanical products.....	-	-	-	-	-	2	2
Manufacture of soap and detergents cleaning and polishing, perfumes and toilet preparations.....	-	-	-	1	-	1	2
Manufacture of chemical products n.e.c. ....	-	-	-	-	-	-	-
<b>MANUFACTURE OF RUBBER AND PLASTIC PRODUCTS.....</b>	-	-	-	-	-	3	3
Manufacture of rubber products.....	-	-	-	-	-	1	1
Manufacture of plastic products.....	-	-	-	-	-	2	2
<b>MANUFACTURE OF OTHER NON-METALLIC MINERAL PRODUCTS ....</b>	2	-	1	4	-	14	21
Manufacture of glass and glass products.....	-	-	-	-	-	1	1
Manufacture of structural clay products .....	-	-	-	-	-	2	2
Manufacture of cement, lime and plaster .....	-	-	-	1	-	4	5
Manufacture of articles of concrete, cement and plaster .....	2	-	1	3	-	3	9
Manufacture of non-metallic mineral products n.e.c....	-	-	-	-	-	4	4
<b>MANUFACTURE OF BASIC IRON AND STEEL.....</b>	-	-	-	-	-	3	3
Manufacture of basic iron and steel.....	-	-	-	-	-	3	3
<b>MANUFACTURE OF FABRICATED METAL PRODUCTS EXCEPT MACHINERY AND EQUIPMENT .....</b>	-	-	-	-	-	5	5
Manufacture of structural metal products, tanks, reservoirs and containers of metal .....	-	-	-	-	-	-	-
Manufacture of cutlery, hand tools and general hardware .....	-	-	-	-	-	2	2
Manufacture of other fabricated metal products .....	-	-	-	-	-	3	3
<b>MANUFACTURE OF MACHINERY AND EQUIPMENT N.E.C. ....</b>	-	-	1	-	-	1	2
Manufacture of pumps, compressors, taps and valves...	-	-	-	-	-	1	1
Manufacture of ovens, furnaces and furnace burners...	-	-	-	-	-	-	-
Manufacture of other general purpose machinery.....	-	-	-	-	-	-	-
Manufacture of machinery for food and beverage processing .....	-	-	-	-	-	-	-
Manufacture of accumulators, primary cells and and primary batteries .....	-	-	1	-	-	-	1
<b>MANUFACTURE OF MOTOR VEHICLES, TRAILERS &amp; SEMI-TRAILERS.</b>	-	-	-	-	-	2	2
Manufacture of bodies for motor vehicles.....	-	-	-	-	-	2	2
Manufacture of parts and accessories for motor vehicles and their engines.....	-	-	-	-	-	-	-
<b>MANUFACTURE OF FURNITURE; MANUFACTURING N.E.C. ....</b>	-	-	3	-	-	-	3
Manufacture of furniture; manufacturing n.e.c.....	-	-	3	-	-	-	3
<b>T O T A L .....</b>	<b>2</b>	<b>1</b>	<b>7</b>	<b>8</b>	<b>18</b>	<b>118</b>	<b>154</b>

TABLE 4.5

INDUSTRIAL GROUP	PAID-UP CAPITAL IN BIRR						TOTAL ESTAB.
	UPTO 50,000	50,001 - 100,000	100,001- 250,000	250,001- 500,000	500,001- 1,000,000	OVER 1,000,000	
MANUFACTURE OF FOOD PRODUCTS AND BEVERAGES.....	28	15	25	21	14	38	141
Production, processing and preserving of meat, fruit and vegetables .....	-	-	-	-	-	-	-
Manufacture of vegetable and animal oils and fats....	2	1	5	5	2	4	19
Manufacture of dairy products .....	-	-	-	-	-	-	-
Manufacture of grain mill products .....	-	-	3	1	4	8	16
Manufacture of prepared animal feeds .....	-	-	1	1	-	-	2
Manufacture of bakery products .....	24	11	14	12	5	15	81
Manufacture of sugar and sugar confectionery .....	1	1	1	-	1	-	4
Manufacture of macaroni and spaghetti.....	-	-	-	-	-	1	1
Manufacture of food products n.e.c. ....	-	1	1	1	-	2	5
Distilling, rectifying and blending of spirits .....	1	1	-	1	2	2	7
Manufacture of wines .....	-	-	-	-	-	-	-
Manufacture of malt liquors and malt .....	-	-	-	-	-	-	-
Manufacture of soft drinks & production of mineral waters .....	-	-	-	-	-	6	6
MANUFACTURE OF TOBACCO PRODUCTS .....	-	-	-	-	-	-	-
Manufacture of tobacco products.....	-	-	-	-	-	-	-
MANUFACTURE OF TEXTILES .....	2	3	3	1	3	3	15
Spinning, weaving and finishing of textiles .....	-	-	1	-	3	1	5
Manufacture of cordage, rope, twine and netting .....	-	-	-	-	-	-	-
Knitting mills .....	2	3	2	1	-	2	10
MANUFACTURE OF WEARING APPAREL, EXCEPT FUR APPAREL.....	-	2	3	5	5	6	21
Manufacture of wearing apparel except fur apparel....	-	2	3	5	5	6	21
TANNING AND DRESSING OF LEATHER; MANUFACTURE OF FOOTWEAR, LUGGAGE AND HANDBAGS .....	13	3	6	2	7	21	52
Tanning and dressing of leather, luggage and handbags.	-	-	-	-	1	4	5
Manufacture of footwear.....	13	3	6	2	6	17	47
MANUFACTURE OF WOOD AND OF PRODUCTS OF WOOD AND CORK, EXCEPT FURNITURE .....	3	2	5	-	3	-	13
Manufacture of wood and of products of wood and cork, except furniture.....	3	2	5	-	3	-	13
MANUFACTURE OF PAPER, PAPER PRODUCTS AND PRINTING .....	3	5	8	3	7	10	36
Manufacture of paper and paper products.....	-	1	1	1	-	3	6
Publishing and printing services.....	3	4	7	2	7	7	30
MANUFACTURE OF CHEMICALS AND CHEMICAL PRODUCTS.....	-	5	6	9	1	10	31
Manufacture of basic chemicals, except fertilizers and nitrogen compounds.....	-	-	-	-	-	-	-
Manufacture of paints, varnishes and mastics .....	-	-	-	2	-	2	4

NUMBER OF REPORTING ESTABLISHMENTS BY SIZE OF PAID-UP CAPITAL AND INDUSTRIAL GROUP - PRIVATE  
1996/97 (1989 E.F.Y.)

TABLE 4.5 (Contd..)

INDUSTRIAL GROUP	PAID-UP CAPITAL IN BIRR						TOTAL ESTAB.
	UPTO 50,000	50,001 - 100,000	100,001 - 250,000	250,001 - 500,000	500,001 - 1,000,000	OVER 1,000,000	
Manufacture of pharmaceuticals, medicinal chemicals and botanical products.....	-	-	-	-	-	1	1
Manufacture of soap and detergents cleaning and polishing, perfumes and toilet preparations.....	-	5	5	6	1	6	23
Manufacture of chemical products n.e.c. ....	-	-	1	1	-	1	3
MANUFACTURE OF RUBBER AND PLASTIC PRODUCTS.....	-	-	2	4	5	8	19
Manufacture of rubber products.....	-	-	1	1	1	2	4
Manufacture of plastic products.....	-	-	2	3	4	6	15
MANUFACTURE OF OTHER NON-METALLIC MINERAL PRODUCTS ....	20	14	11	13	5	11	74
Manufacture of glass and glass products.....	-	-	-	-	-	2	2
Manufacture of structural clay products .....	-	1	1	1	-	-	3
Manufacture of cement, lime and plaster .....	-	1	1	-	-	-	2
Manufacture of articles of concrete, cement and plaster .....	20	12	9	10	4	7	62
Manufacture of non-metallic mineral products n.e.c....	-	-	-	2	1	2	5
MANUFACTURE OF BASIC IRON AND STEEL.....	-	-	-	-	1	1	2
Manufacture of basic iron and steel.....	-	-	-	-	1	1	2
MANUFACTURE OF FABRICATED METAL PRODUCTS EXCEPT MACHINERY AND EQUIPMENT .....	6	9	12	6	3	4	40
Manufacture of structural metal products, tanks, reservoirs and containers of metal .....	6	7	9	4	3	3	32
Manufacture of cutlery, hand tools and general hardware .....	-	1	-	-	-	-	1
Manufacture of other fabricated metal products .....	-	1	3	2	-	1	7
MANUFACTURE OF MACHINERY AND EQUIPMENT N.E.C. ....	1	2	3	4	-	4	14
Manufacture of pumps, compressors, taps and valves...	-	-	-	-	-	-	-
Manufacture of ovens, furnaces and furnace burners...	-	1	2	-	-	1	4
Manufacture of other general purpose machinery.....	-	-	-	2	-	2	4
Manufacture of machinery for food and beverage processing .....	1	1	1	2	-	1	6
Manufacture of accumulators, primary cells and and primary batteries .....	-	-	-	-	-	-	-
MANUFACTURE OF MOTOR VEHICLES, TRAILERS & SEMI-TRAILERS.	-	-	-	3	-	8	11
Manufacture of bodies for motor vehicles.....	-	-	-	3	-	7	10
Manufacture of parts and accessories for motor vehicles and their engines.....	-	-	-	-	-	1	1
MANUFACTURE OF FURNITURE; MANUFACTURING N.E.C. ....	21	15	26	22	12	9	105
Manufacture of furniture; manufacturing n.e.c.....	21	15	26	22	12	9	105
T O T A L .....	97	75	110	93	66	133	574

NUMBER OF ESTABLISHMENTS BY INDUSTRIAL GROUP AND FORM OF OWNERSHIP  
1996/97 (1989 E.F.Y.)

TABLE 4.6

INDUSTRIAL GROUP	FORM OF OWNERSHIP							TOTAL ESTAB.
	PUBLIC	INDIVIDUAL OWNERSHIP	PARTNER-SHIP	SHARE COMPANY	PRIVATE LIMITED COMPANY	CO-OPERATIVES	OTHERS	
MANUFACTURE OF FOOD PRODUCTS AND BEVERAGES.....	55	100	13	2	24	2	2	198
Production, processing and preserving of meat, fruit and vegetables .....	10	-	-	-	-	-	-	10
Manufacture of vegetable and animal oils and fats....	6	16	1	1	1	-	-	25
Manufacture of dairy products .....	1	-	-	-	-	-	-	1
Manufacture of grain mill products .....	9	9	5	-	3	-	-	26
Manufacture of prepared animal feeds .....	2	2	-	-	-	-	-	4
Manufacture of bakery products .....	5	61	6	1	11	1	2	87
Manufacture of sugar and sugar confectionery .....	3	3	-	-	-	1	-	7
Manufacture of macaroni and spaghetti.....	2	-	-	-	1	-	-	3
Manufacture of food products n.e.c. ....	3	3	1	-	1	-	-	8
Distilling, rectifying and blending of spirits .....	4	4	-	-	3	-	-	11
Manufacture of wines .....	3	-	-	-	-	-	-	3
Manufacture of malt liquors and malt .....	5	-	-	-	-	-	-	5
Manufacture of soft drinks & production of mineral waters .....	2	2	-	-	4	-	-	8
MANUFACTURE OF TOBACCO PRODUCTS .....	1	-	-	-	-	-	-	1
Manufacture of tobacco products.....	1	-	-	-	-	-	-	1
MANUFACTURE OF TEXTILES .....	19	7	3	1	4	-	-	34
Spinning, weaving and finishing of textiles .....	17	-	1	1	3	-	-	22
Manufacture of cordage, rope, twine and netting .....	2	-	-	-	-	-	-	2
Knitting mills .....	-	7	2	-	1	-	-	10
MANUFACTURE OF WEARING APPAREL, EXCEPT FUR APPAREL.....	5	10	3	1	5	2	-	26
Manufacture of wearing apparel except fur apparel....	5	10	3	1	5	2	-	26
TANNING AND DRESSING OF LEATHER; MANUFACTURE OF FOOTWEAR, LUGGAGE AND HANDBAGS .....	9	27	3	2	19	1	-	61
Tanning and dressing of leather, luggage and handbags.	6	-	-	1	3	1	-	11
Manufacture of footwear.....	3	27	3	1	16	-	-	50
MANUFACTURE OF WOOD AND OF PRODUCTS OF WOOD AND CORK, EXCEPT FURNITURE .....	10	6	4	-	2	1	-	23
Manufacture of wood and of products of wood and cork, except furniture.....	10	6	4	-	2	1	-	23
MANUFACTURE OF PAPER, PAPER PRODUCTS AND PRINTING .....	8	17	4	3	11	1	2	46
Manufacture of paper and paper products.....	2	3	-	-	3	1	-	9
Publishing and printing services.....	6	14	4	3	8	-	2	37
MANUFACTURE OF CHEMICALS AND CHEMICAL PRODUCTS.....	12	15	6	-	10	-	-	43
Manufacture of basic chemicals, except fertilizers and nitrogen compounds.....	5	-	-	-	-	-	-	5
Manufacture of paints, varnishes and mastics .....	2	-	1	-	3	-	-	6

NUMBER OF ESTABLISHMENTS BY INDUSTRIAL GROUP AND FORM OF OWNERSHIP  
1996/97 (1989 E.F.Y.)

TABLE 4.6 (Contd..)

INDUSTRIAL GROUP	FORM OF OWNERSHIP							TOTAL ESTAB.
	PUBLIC	INDIVIDUAL OWNERSHIP	PARTNER-SHIP	SHARE COMPANY	PRIVATE LIMITED COMPANY	CO-OPERATIVES	OTHERS	
Manufacture of pharmaceuticals, medicinal chemicals and botanical products.....	2	1	-	-	-	-	-	3
Manufacture of soap and detergents cleaning and polishing, perfumes and toilet preparations.....	2	13	5	-	5	-	-	25
Manufacture of chemical products n.e.c. ....	1	1	-	-	2	-	-	4
MANUFACTURE OF RUBBER AND PLASTIC PRODUCTS.....	3	6	1	1	12	-	-	23
Manufacture of rubber products.....	1	2	-	1	1	-	-	5
Manufacture of plastic products.....	2	4	1	-	11	-	-	18
MANUFACTURE OF OTHER NON-METALLIC MINERAL PRODUCTS ....	22	60	4	2	2	2	5	97
Manufacture of glass and glass products.....	1	-	-	-	-	-	2	3
Manufacture of structural clay products .....	2	2	1	-	-	-	-	5
Manufacture of cement, lime and plaster .....	5	1	-	-	1	-	-	7
Manufacture of articles of concrete, cement and plaster .....	10	53	3	2	-	2	3	73
Manufacture of non-metallic mineral products n.e.c....	4	4	-	-	1	-	-	9
MANUFACTURE OF BASIC IRON AND STEEL.....	3	1	-	-	1	-	-	5
Manufacture of basic iron and steel.....	3	1	-	-	1	-	-	5
MANUFACTURE OF FABRICATED METAL PRODUCTS EXCEPT MACHINERY AND EQUIPMENT .....	5	29	-	1	7	2	1	45
Manufacture of structural metal products, tanks, reservoirs and containers of metal .....	-	26	-	-	4	1	1	32
Manufacture of cutlery, hand tools and general hardware .....	2	-	-	-	-	1	-	3
Manufacture of other fabricated metal products .....	3	3	-	1	3	-	-	10
MANUFACTURE OF MACHINERY AND EQUIPMENT N.E.C. ....	2	12	-	-	1	1	-	16
Manufacture of pumps, compressors, taps and valves...	1	-	-	-	-	-	-	1
Manufacture of ovens, furnaces and furnace burners...	-	3	-	-	1	-	-	4
Manufacture of other general purpose machinery.....	-	4	-	-	-	-	-	4
Manufacture of machinery for food and beverage processing .....	-	5	-	-	-	1	-	6
Manufacture of accumulators, primary cells and primary batteries .....	1	-	-	-	-	-	-	1
MANUFACTURE OF MOTOR VEHICLES, TRAILERS & SEMI-TRAILERS.	2	6	-	1	4	-	-	13
Manufacture of bodies for motor vehicles.....	2	5	-	1	4	-	-	12
Manufacture of parts and accessories for motor vehicles and their engines.....	-	1	-	-	-	-	-	1
MANUFACTURE OF FURNITURE; MANUFACTURING N.E.C. ....	5	74	5	-	13	10	3	110
Manufacture of furniture; manufacturing n.e.c.....	5	74	5	-	13	10	3	110
T O T A L .....	161	370	46	14	115	22	13	741

NUMBER OF OWNERS OF PRIVATE ESTABLISHMENTS BY FORM OF OWNERSHIP, SEX AND INDUSTRIAL GROUP  
1996/97 (1989 E.F.Y.)

TABLE 4.7

INDUSTRIAL GROUP	FORM OF OWNERSHIP AND SEX													
	INDIVIDUAL OWNERSHIP		PARTNERSHIP		SHARE COMPANY		PRIVATE LIMITED COMPANY		CO-OPERATIVES		OTHERS		TOTAL ESTAB.	
	MALE	FEMALE	MALE	FEMALE	MALE	FEMALE	MALE	FEMALE	MALE	FEMALE	MALE	FEMALE	MALE	FEMALE
MANUFACTURE OF FOOD PRODUCTS AND BEVERAGES.....	60	39	28	26	2	3	44	15	23	24	-	-	157	107
Production, processing and preserving of meat, fruit and vegetables .....	-	-	-	-	-	-	-	-	-	-	-	-	-	-
Manufacture of vegetable and animal oils and fats....	3	13	1	1	2	1	1	1	-	-	-	-	7	16
Manufacture of dairy products .....	-	-	-	-	-	-	-	-	-	-	-	-	-	-
Manufacture of grain mill products .....	7	2	16	7	-	-	4	1	-	-	-	-	27	10
Manufacture of prepared animal feeds .....	2	-	-	-	-	-	-	-	-	-	-	-	2	-
Manufacture of bakery products .....	41	19	10	16	-	2	16	7	23	12	-	-	90	56
Manufacture of sugar and sugar confectionery .....	2	1	-	-	-	-	-	-	-	12	-	-	2	13
Manufacture of macaroni and spaghetti.....	-	-	-	-	-	-	1	1	-	-	-	-	1	1
Manufacture of food products n.e.c. ....	1	2	1	2	-	-	4	1	-	-	-	-	6	5
Distilling, rectifying and blending of spirits .....	2	2	-	-	-	-	7	4	-	-	-	-	9	6
Manufacture of wines .....	-	-	-	-	-	-	-	-	-	-	-	-	-	-
Manufacture of malt liquors and malt .....	-	-	-	-	-	-	-	-	-	-	-	-	-	-
Manufacture of soft drinks & production of mineral waters .....	2	-	-	-	-	-	11	-	-	-	-	-	13	-
MANUFACTURE OF TOBACCO PRODUCTS .....	-	-	-	-	-	-	-	-	-	-	-	-	-	-
Manufacture of tobacco products.....	-	-	-	-	-	-	-	-	-	-	-	-	-	-
MANUFACTURE OF TEXTILES .....	5	2	6	1	1	-	14	5	-	-	-	-	26	8
Spinning, weaving and finishing of textiles .....	-	-	2	-	1	-	10	3	-	-	-	-	13	3
Manufacture of cordage, rope, twine and netting .....	-	-	-	-	-	-	-	-	-	-	-	-	-	-
Knitting mills .....	5	2	4	1	-	-	4	2	-	-	-	-	13	5
MANUFACTURE OF WEARING APPAREL, EXCEPT FUR APPAREL.....	9	1	5	4	-	-	15	4	136	7	-	-	165	16
Manufacture of wearing apparel except fur apparel....	9	1	5	4	-	-	15	4	136	7	-	-	165	16
TANNING AND DRESSING OF LEATHER; MANUFACTURE OF FOOTWEAR, LUGGAGE AND HANDBAGS .....	22	5	5	2	7	2	41	22	2	-	-	-	77	31
Tanning and dressing of leather, luggage and handbags.	-	-	-	-	5	1	3	4	2	-	-	-	10	5
Manufacture of footwear.....	22	5	5	2	2	1	38	18	-	-	-	-	67	26
MANUFACTURE OF WOOD AND OF PRODUCTS OF WOOD AND CORK, EXCEPT FURNITURE .....	5	1	9	1	-	-	7	3	5	2	-	-	26	7
Manufacture of wood and of products of wood and cork, except furniture.....	5	1	9	1	-	-	7	3	5	2	-	-	26	7
MANUFACTURE OF PAPER, PAPER PRODUCTS AND PRINTING .....	13	4	26	17	12	5	25	13	4	3	-	-	80	42
Manufacture of paper and paper products.....	2	1	-	-	-	-	6	1	4	3	-	-	12	5
Publishing and printing services.....	11	3	26	17	12	5	19	12	-	-	-	-	68	37
MANUFACTURE OF CHEMICALS AND CHEMICAL PRODUCTS.....	13	2	5	7	-	-	21	7	-	-	-	-	39	16
Manufacture of basic chemicals, except fertilizers and nitrogen compounds.....	-	-	-	-	-	-	-	-	-	-	-	-	-	-
Manufacture of paints, varnishes and mastics .....	-	-	1	1	-	-	10	2	-	-	-	-	11	3

NUMBER OF OWNERS OF PRIVATE ESTABLISHMENTS BY FORM OF OWNERSHIP, SEX AND INDUSTRIAL GROUP  
1996/97 (1989 E.F.Y.)

TABLE 4.7 (Contd..)

INDUSTRIAL GROUP	FORM OF OWNERSHIP AND SEX													
	INDIVIDUAL OWNERSHIP		PARTNER-SHIP		SHARE COMPANY		PRIVATE LIMITED COMPANY		CO-OPERATIVES		OTHERS		TOTAL ESTAB.	
	MALE	FEMALE	MALE	FEMALE	MALE	FEMALE	MALE	FEMALE	MALE	FEMALE	MALE	FEMALE	MALE	FEMALE
Manufacture of pharmaceuticals, medicinal chemicals and botanical products.....	1	-	-	-	-	-	-	-	-	-	-	-	1	-
Manufacture of soap and detergents cleaning and polishing, perfumes and toilet preparations.....	11	2	4	6	-	-	9	2	-	-	-	-	24	10
Manufacture of chemical products n.e.c. ....	1	-	-	-	-	-	2	3	-	-	-	-	3	3
MANUFACTURE OF RUBBER AND PLASTIC PRODUCTS.....	5	1	-	2	4	2	28	5	-	-	-	-	37	10
Manufacture of rubber products.....	2	-	-	-	4	2	3	-	-	-	-	-	9	2
Manufacture of plastic products.....	3	1	-	2	-	-	25	5	-	-	-	-	28	8
MANUFACTURE OF OTHER NON-METALLIC MINERAL PRODUCTS ....	42	14	14	3	11	2	3	3	20	1	1	-	91	23
Manufacture of glass and glass products.....	-	-	-	-	-	-	-	-	-	-	-	-	-	-
Manufacture of structural clay products .....	2	-	2	-	-	-	-	-	-	-	-	-	4	-
Manufacture of cement, lime and plaster .....	-	1	-	-	-	-	1	3	-	-	-	-	1	4
Manufacture of articles of concrete, cement and plaster .....	37	12	12	3	11	2	-	-	20	1	1	-	81	18
Manufacture of non-metallic mineral products n.e.c....	3	1	-	-	-	-	2	-	-	-	-	-	5	1
MANUFACTURE OF BASIC IRON AND STEEL.....	1	-	-	-	-	-	1	1	-	-	-	-	2	1
Manufacture of basic iron and steel.....	1	-	-	-	-	-	1	1	-	-	-	-	2	1
MANUFACTURE OF FABRICATED METAL PRODUCTS EXCEPT MACHINERY AND EQUIPMENT .....	26	1	-	-	1	2	9	5	42	1	1	-	79	9
Manufacture of structural metal products, tanks, reservoirs and containers of metal .....	24	1	-	-	-	-	7	4	17	1	1	-	49	6
Manufacture of cutlery, hand tools and general hardware .....	-	-	-	-	-	-	-	-	25	-	-	-	25	-
Manufacture of other fabricated metal products .....	2	-	-	-	1	2	2	1	-	-	-	-	5	3
MANUFACTURE OF MACHINERY AND EQUIPMENT N.E.C. ....	11	-	-	-	-	-	1	4	11	-	-	-	23	4
Manufacture of pumps, compressors, taps and valves...	-	-	-	-	-	-	-	-	-	-	-	-	-	-
Manufacture of ovens, furnaces and furnace burners...	3	-	-	-	-	-	1	4	-	-	-	-	4	4
Manufacture of other general purpose machinery.....	3	-	-	-	-	-	-	-	-	-	-	-	3	-
Manufacture of machinery for food and beverage processing .....	5	-	-	-	-	-	-	-	11	-	-	-	16	-
Manufacture of accumulators, primary cells and and primary batteries .....	-	-	-	-	-	-	-	-	-	-	-	-	-	-
MANUFACTURE OF MOTOR VEHICLES, TRAILERS & SEMI-TRAILERS.	5	-	-	-	-	-	4	5	-	-	-	-	9	5
Manufacture of bodies for motor vehicles.....	4	-	-	-	-	-	4	5	-	-	-	-	8	5
Manufacture of parts and accessories for motor vehicles and their engines.....	1	-	-	-	-	-	-	-	-	-	-	-	1	-
MANUFACTURE OF FURNITURE; MANUFACTURING N.E.C. ....	70	4	10	1	-	-	23	9	169	4	1	-	273	18
Manufacture of furniture; manufacturing n.e.c.....	70	4	10	1	-	-	23	9	169	4	1	-	273	18
T O T A L .....	287	74	108	64	38	16	236	101	412	42	3	-	1,084	297

NUMBER OF ESTABLISHMENTS WITH AND WITHOUT BOOKS OF ACCOUNTS BY THE CALENDAR YEAR  
THEIR BOOKS OF ACCOUNTS ARE KEPT AND INDUSTRIAL GROUP - PUBLIC AND PRIVATE  
1996/97 (1989 E.F.Y.)

TABLE 4.8

INDUSTRIAL GROUP	NO. OF ESTABLISHMENTS WITH BOOKS OF ACCOUNTS					ESTAB. WITH NO BOOKS OF ACCOUNTS	GRAND TOTAL
	ETHIOPIAN BUDGET YEAR	ETHIOPIAN CALENDAR YEAR	GREGORIAN CALENDAR YEAR	OTHERS	TOTAL		
MANUFACTURE OF FOOD PRODUCTS AND BEVERAGES.....	103	2	3	1	109	89	198
Production, processing and preserving of meat, fruit and vegetables .....	10	-	-	-	10	-	10
Manufacture of vegetable and animal oils and fats....	10	-	-	-	10	15	25
Manufacture of dairy products .....	1	-	-	-	1	-	1
Manufacture of grain mill products .....	17	-	2	-	19	7	26
Manufacture of prepared animal feeds .....	3	-	-	-	3	1	4
Manufacture of bakery products .....	28	-	-	-	28	59	87
Manufacture of sugar and sugar confectionery .....	4	-	-	-	4	3	7
Manufacture of macaroni and spaghetti.....	3	-	-	-	3	-	3
Manufacture of food products n.e.c. ....	5	-	-	-	5	3	8
Distilling, rectifying and blending of spirits .....	10	-	-	-	10	1	11
Manufacture of wines .....	3	-	-	-	3	-	3
Manufacture of malt liquors and malt .....	3	-	1	1	5	-	5
Manufacture of soft drinks & production of mineral waters .....	6	2	-	-	8	-	8
MANUFACTURE OF TOBACCO PRODUCTS .....	1	-	-	-	1	-	1
Manufacture of tobacco products.....	1	-	-	-	1	-	1
MANUFACTURE OF TEXTILES .....	26	-	-	1	27	7	34
Spinning, weaving and finishing of textiles .....	21	-	-	1	22	-	22
Manufacture of cordage, rope, twine and netting .....	2	-	-	-	2	-	2
Knitting mills .....	3	-	-	-	3	7	10
MANUFACTURE OF WEARING APPAREL, EXCEPT FUR APPAREL.....	17	-	-	-	17	9	26
Manufacture of wearing apparel except fur apparel....	17	-	-	-	17	9	26
TANNING AND DRESSING OF LEATHER; MANUFACTURE OF FOOTWEAR, LUGGAGE AND HANDBAGS .....	35	-	1	-	36	25	61
Tanning and dressing of leather, luggage and handbags.	11	-	-	-	11	-	11
Manufacture of footwear.....	24	-	1	-	25	25	50
MANUFACTURE OF WOOD AND OF PRODUCTS OF WOOD AND CORK, EXCEPT FURNITURE .....	11	1	-	-	12	11	23
Manufacture of wood and of products of wood and cork, except furniture.....	11	1	-	-	12	11	23
MANUFACTURE OF PAPER, PAPER PRODUCTS AND PRINTING .....	32	1	4	1	38	8	46
Manufacture of paper and paper products.....	7	-	-	-	7	2	9
Publishing and printing services.....	25	1	4	1	31	6	37
MANUFACTURE OF CHEMICALS AND CHEMICAL PRODUCTS.....	24	1	4	-	29	14	43
Manufacture of basic chemicals, except fertilizers and nitrogen compounds.....	5	-	-	-	5	-	5
Manufacture of paints, varnishes and mastics .....	5	-	-	-	5	1	6

**NUMBER OF ESTABLISHMENTS WITH AND WITHOUT BOOKS OF ACCOUNTS BY THE CALENDAR YEAR  
THEIR BOOKS OF ACCOUNTS ARE KEPT AND INDUSTRIAL GROUP - PUBLIC AND PRIVATE  
1996/97 (1989 E.F.Y.)**

TABLE 4.8 (Contd..)

INDUSTRIAL GROUP	NO. OF ESTABLISHMENTS WITH BOOKS OF ACCOUNTS					ESTAB. WITH NO BOOKS OF ACCOUNTS	GRAND TOTAL
	ETHIOPIAN BUDGET YEAR	ETHIOPIAN CALENDAR YEAR	GREGORIAN CALENDAR YEAR	OTHERS	TOTAL		
Manufacture of pharmaceuticals, medicinal chemicals and botanical products.....	3	-	-	-	3	-	3
Manufacture of soap and detergents cleaning and polishing, perfumes and toilet preparations.....	9	1	3	-	13	12	25
Manufacture of chemical products n.e.c. ....	2	-	1	-	3	1	4
MANUFACTURE OF RUBBER AND PLASTIC PRODUCTS.....	17	-	2	-	19	4	23
Manufacture of rubber products.....	4	-	-	-	4	1	5
Manufacture of plastic products.....	13	-	2	-	15	3	18
MANUFACTURE OF OTHER NON-METALLIC MINERAL PRODUCTS ....	23	2	5	-	30	67	97
Manufacture of glass and glass products.....	1	-	2	-	3	-	3
Manufacture of structural clay products .....	2	-	-	-	2	3	5
Manufacture of cement, lime and plaster .....	6	-	-	-	6	1	7
Manufacture of articles of concrete, cement and plaster .....	10	2	2	-	14	59	73
Manufacture of non-metallic mineral products n.e.c....	4	-	1	-	5	4	9
MANUFACTURE OF BASIC IRON AND STEEL.....	5	-	-	-	5	-	5
Manufacture of basic iron and steel.....	5	-	-	-	5	-	5
MANUFACTURE OF FABRICATED METAL PRODUCTS EXCEPT MACHINERY AND EQUIPMENT .....	12	-	2	-	14	31	45
Manufacture of structural metal products, tanks, reservoirs and containers of metal .....	4	-	1	-	5	27	32
Manufacture of cutlery, hand tools and general hardware .....	2	-	-	-	2	1	3
Manufacture of other fabricated metal products .....	6	-	1	-	7	3	10
MANUFACTURE OF MACHINERY AND EQUIPMENT N.E.C. ....	5	-	-	-	5	11	16
Manufacture of pumps, compressors, taps and valves...	1	-	-	-	1	-	1
Manufacture of ovens, furnaces and furnace burners...	1	-	-	-	1	3	4
Manufacture of other general purpose machinery.....	1	-	-	-	1	3	4
Manufacture of machinery for food and beverage processing .....	1	-	-	-	1	5	6
Manufacture of accumulators, primary cells and and primary batteries .....	1	-	-	-	1	-	1
MANUFACTURE OF MOTOR VEHICLES, TRAILERS & SEMI-TRAILERS.	7	-	1	1	9	4	13
Manufacture of bodies for motor vehicles.....	7	-	1	1	9	3	12
Manufacture of parts and accessories for motor vehicles and their engines.....	-	-	-	-	-	1	1
MANUFACTURE OF FURNITURE; MANUFACTURING N.E.C. ....	17	-	1	-	18	92	110
Manufacture of furniture; manufacturing n.e.c.....	17	-	1	-	18	92	110
<b>T O T A L . . . . .</b>	<b>335</b>	<b>7</b>	<b>23</b>	<b>4</b>	<b>369</b>	<b>372</b>	<b>741</b>

508

NUMBER OF ESTABLISHMENTS WITH AND WITHOUT BOOKS OF ACCOUNTS BY THE CALENDAR YEAR  
THEIR BOOKS OF ACCOUNTS ARE KEPT AND INDUSTRIAL GROUP - PUBLIC  
1996/97 (1989 E.F.Y.)

TABLE 4.9

INDUSTRIAL GROUP	NO. OF ESTABLISHMENTS WITH BOOKS OF ACCOUNTS					ESTAB. WITH NO BOOKS OF ACCOUNTS	GRAND TOTAL
	ETHIOPIAN BUDGET YEAR	ETHIOPIAN CALENDAR YEAR	GREGORIAN CALENDAR YEAR	OTHERS	TOTAL		
MANUFACTURE OF FOOD PRODUCTS AND BEVERAGES.....	53	-	1	1	55	-	55
Production, processing and preserving of meat, fruit and vegetables .....	10	-	-	-	10	-	10
Manufacture of vegetable and animal oils and fats....	6	-	-	-	6	-	6
Manufacture of dairy products .....	1	-	-	-	1	-	1
Manufacture of grain mill products .....	9	-	-	-	9	-	9
Manufacture of prepared animal feeds .....	2	-	-	-	2	-	2
Manufacture of bakery products .....	5	-	-	-	5	-	5
Manufacture of sugar and sugar confectionery .....	3	-	-	-	3	-	3
Manufacture of macaroni and spaghetti.....	2	-	-	-	2	-	2
Manufacture of food products n.e.c. ....	3	-	-	-	3	-	3
Distilling, rectifying and blending of spirits .....	4	-	-	-	4	-	4
Manufacture of wines .....	3	-	-	-	3	-	3
Manufacture of malt liquors and malt .....	3	-	1	1	5	-	5
Manufacture of soft drinks & production of mineral waters .....	2	-	-	-	2	-	2
MANUFACTURE OF TOBACCO PRODUCTS .....	1	-	-	-	1	-	1
Manufacture of tobacco products.....	1	-	-	-	1	-	1
MANUFACTURE OF TEXTILES .....	19	-	-	-	19	-	19
Spinning, weaving and finishing of textiles .....	17	-	-	-	17	-	17
Manufacture of cordage, rope, twine and netting .....	2	-	-	-	2	-	2
Knitting mills .....	-	-	-	-	-	-	-
MANUFACTURE OF WEARING APPAREL, EXCEPT FUR APPAREL.....	5	-	-	-	5	-	5
Manufacture of wearing apparel except fur apparel....	5	-	-	-	5	-	5
TANNING AND DRESSING OF LEATHER; MANUFACTURE OF FOOTWEAR, LUGGAGE AND HANDBAGS .....	9	-	-	-	9	-	9
Tanning and dressing of leather, luggage and handbags.	6	-	-	-	6	-	6
Manufacture of footwear.....	3	-	-	-	3	-	3
MANUFACTURE OF WOOD AND OF PRODUCTS OF WOOD AND CORK, EXCEPT FURNITURE .....	10	-	-	-	10	-	10
Manufacture of wood and of products of wood and cork, except furniture.....	10	-	-	-	10	-	10
MANUFACTURE OF PAPER, PAPER PRODUCTS AND PRINTING .....	8	-	-	-	8	-	8
Manufacture of paper and paper products.....	2	-	-	-	2	-	2
Publishing and printing services.....	6	-	-	-	6	-	6
MANUFACTURE OF CHEMICALS AND CHEMICAL PRODUCTS.....	12	-	-	-	12	-	12
Manufacture of basic chemicals, except fertilizers and nitrogen compounds.....	5	-	-	-	5	-	5
Manufacture of paints, varnishes and mastics.....	2	-	-	-	2	-	2

NUMBER OF ESTABLISHMENTS WITH AND WITHOUT BOOKS OF ACCOUNTS BY THE CALENDAR YEAR  
THEIR BOOKS OF ACCOUNTS ARE KEPT AND INDUSTRIAL GROUP - PUBLIC  
1996/97 (1989 E.F.Y.)

TABLE 4.9 (Contd..)

INDUSTRIAL GROUP	NO. OF ESTABLISHMENTS WITH BOOKS OF ACCOUNTS					ESTAB. WITH NO BOOKS OF ACCOUNTS	GRAND TOTAL
	ETHIOPIAN BUDGET YEAR	ETHIOPIAN CALENDAR YEAR	GREGORIAN CALENDAR YEAR	OTHERS	TOTAL		
Manufacture of pharmaceuticals, medicinal chemicals and botanical products.....	2	-	-	-	2	-	2
Manufacture of soap and detergents cleaning and polishing, perfumes and toilet preparations.....	2	-	-	-	2	-	2
Manufacture of chemical products n.e.c. ....	1	-	-	-	1	-	1
MANUFACTURE OF RUBBER AND PLASTIC PRODUCTS.....	3	-	-	-	3	-	3
Manufacture of rubber products.....	1	-	-	-	1	-	1
Manufacture of plastic products.....	2	-	-	-	2	-	2
MANUFACTURE OF OTHER NON-METALLIC MINERAL PRODUCTS ....	16	-	1	-	17	5	22
Manufacture of glass and glass products.....	1	-	-	-	1	1	2
Manufacture of structural clay products .....	1	-	-	-	1	-	1
Manufacture of cement, lime and plaster .....	5	-	-	-	5	-	5
Manufacture of articles of concrete, cement and plaster .....	5	-	1	-	6	4	10
Manufacture of non-metallic mineral products n.e.c....	4	-	-	-	4	-	4
MANUFACTURE OF BASIC IRON AND STEEL.....	3	-	-	-	3	-	3
Manufacture of basic iron and steel.....	3	-	-	-	3	-	3
MANUFACTURE OF FABRICATED METAL PRODUCTS EXCEPT MACHINERY AND EQUIPMENT .....	5	-	-	-	5	-	5
Manufacture of structural metal products, tanks, reservoirs and containers of metal .....	-	-	-	-	-	-	-
Manufacture of cutlery, hand tools and general hardware .....	2	-	-	-	2	-	2
Manufacture of other fabricated metal products .....	3	-	-	-	3	-	3
MANUFACTURE OF MACHINERY AND EQUIPMENT N.E.C. ....	2	-	-	-	2	-	2
Manufacture of pumps, compressors, taps and valves...	1	-	-	-	1	-	1
Manufacture of ovens, furnaces and furnace burners...	-	-	-	-	-	-	-
Manufacture of other general purpose machinery.....	-	-	-	-	-	-	-
Manufacture of machinery for food and beverage processing .....	-	-	-	-	-	-	-
Manufacture of accumulators, primary cells and and primary batteries .....	1	-	-	-	1	-	1
MANUFACTURE OF MOTOR VEHICLES, TRAILERS & SEMI-TRAILERS.	1	-	1	-	2	-	2
Manufacture of bodies for motor vehicles.....	1	-	1	-	2	-	2
Manufacture of parts and accessories for motor vehicles and their engines.....	-	-	-	-	-	-	-
MANUFACTURE OF FURNITURE; MANUFACTURING N.E.C. ....	3	-	-	-	3	2	5
Manufacture of furniture; manufacturing n.e.c.....	3	-	-	-	3	2	5
T O T A L .....	150	-	3	1	154	7	161

NUMBER OF ESTABLISHMENTS WITH AND WITHOUT BOOKS OF ACCOUNTS BY THE CALENDAR YEAR  
THEIR BOOKS OF ACCOUNTS ARE KEPT AND INDUSTRIAL GROUP - PRIVATE  
1996/97 (1989 E.F.Y.)

TABLE 4.10

INDUSTRIAL GROUP	NO. OF ESTABLISHMENTS WITH BOOKS OF ACCOUNTS					ESTAB. WITH NO BOOKS OF ACCOUNT	GRAND TOTAL
	EHIOPIAN BUDGET YEARR	EHIIOPIAN CALENDAR YEAR	GREGORIAN CALENDAR YEAR	OTHERS	TOTAL		
MANUFACTURE OF FOOD PRODUCTS AND BEVERAGES.....	50	2	2	-	54	89	143
Production, processing and preserving of meat, fruit and vegetables .....	-	-	-	-	-	-	-
Manufacture of vegetable and animal oils and fats....	4	-	-	-	4	15	19
Manufacture of dairy products .....	-	-	-	-	-	-	-
Manufacture of grain mill products .....	8	-	2	-	10	7	17
Manufacture of prepared animal feeds .....	1	-	-	-	1	1	2
Manufacture of bakery products .....	23	-	-	-	23	59	82
Manufacture of sugar and sugar confectionery .....	1	-	-	-	1	3	4
Manufacture of macaroni and spaghetti.....	1	-	-	-	1	-	1
Manufacture of food products n.e.c. ....	2	-	-	-	2	3	5
Distilling, rectifying and blending of spirits .....	6	-	-	-	6	1	7
Manufacture of wines .....	-	-	-	-	-	-	-
Manufacture of malt liquors and malt .....	-	-	-	-	-	-	-
Manufacture of soft drinks & production of mineral waters .....	4	2	-	-	6	-	6
MANUFACTURE OF TOBACCO PRODUCTS .....	-	-	-	-	-	-	-
Manufacture of tobacco products.....	-	-	-	-	-	-	-
MANUFACTURE OF TEXTILES .....	7	-	-	1	8	7	15
Spinning, weaving and finishing of textiles .....	4	-	-	1	5	-	5
Manufacture of cordage, rope, twine and netting .....	-	-	-	-	-	-	-
Knitting mills .....	3	-	-	-	3	7	10
MANUFACTURE OF WEARING APPAREL, EXCEPT FUR APPAREL.....	12	-	-	-	12	9	21
Manufacture of wearing apparel except fur apparel....	12	-	-	-	12	9	21
TANNING AND DRESSING OF LEATHER; MANUFACTURE OF FOOTWEAR, LUGGAGE AND HANDBAGS .....	26	-	1	-	27	25	52
Tanning and dressing of leather, luggage and handbags.	5	-	-	-	5	-	5
Manufacture of footwear.....	21	-	1	-	22	25	47
MANUFACTURE OF WOOD AND OF PRODUCTS OF WOOD AND CORK, EXCEPT FURNITURE .....	1	1	-	-	2	11	13
Manufacture of wood and of products of wood and cork, except furniture.....	1	1	-	-	2	11	13
MANUFACTURE OF PAPER, PAPER PRODUCTS AND PRINTING .....	24	1	4	1	30	8	38
Manufacture of paper and paper products.....	5	-	-	-	5	2	7
Publishing and printing services.....	19	1	4	1	25	6	31
MANUFACTURE OF CHEMICALS AND CHEMICAL PRODUCTS.....	12	1	4	-	17	14	31
Manufacture of basic chemicals, except fertilizers and nitrogen compounds.....	-	-	-	-	-	-	-
Manufacture of paints, varnishes and mastics .....	3	-	-	-	3	1	4

NUMBER OF ESTABLISHMENTS WITH AND WITHOUT BOOKS OF ACCOUNTS BY THE CALENDAR YEAR  
THEIR BOOKS OF ACCOUNTS ARE KEPT AND INDUSTRIAL GROUP - PRIVATE  
1996/97 (1989 E.F.Y.)

TABLE 4.10 (Contd..)

INDUSTRIAL GROUP	NO. OF ESTABLISHMENTS WITH BOOKS OF ACCOUNTS					ESTAB. WITH NO BOOKS OF ACCOUNT	GRAND TOTAL
	EHIIOPIAN BUDGET YEAAAR	EHIIOPIAN CALENDAR YEAR	GREGORIAN CALENDAR YEAR	OTHERS	TOTAL		
Manufacture of pharmaceuticals, medicinal chemicals and botanical products.....	1	-	-	-	1	-	1
Manufacture of soap and detergents cleaning and polishing, perfumes and toilet preparations.....	7	1	3	-	11	12	23
Manufacture of chemical products n.e.c. ....	1	-	1	-	2	1	3
MANUFACTURE OF RUBBER AND PLASTIC PROCDUCTS.....	14	-	2	-	16	4	20
Manufacture of rubber products.....	3	-	-	-	3	1	4
Manufacture of plastic products.....	11	-	2	-	13	3	16
MANUFACTURE OF OTHER NON-METALLIC MINERAL PRODUCTS ....	7	2	4	-	13	62	75
Manufacture of glass and glass products.....	-	-	2	-	2	-	2
Manufacture of structural clay products .....	1	-	-	-	1	2	3
Manufacture of cement, lime and plaster .....	1	-	-	-	1	1	2
Manufacture of articles of concrete, cement and plaster .....	5	2	1	-	8	55	63
Manufacture of non-metallic mineral products n.e.c....	-	-	1	-	1	4	5
MANUFACTURE OF BASIC IRON AND STEEL.....	2	-	-	-	2	-	2
Manufacture of basic iron and steel.....	2	-	-	-	2	-	2
MANUFACTURE OF FABRICATED METAL PRODUCTS EXCEPT MACHINERY AND EQUIPMENT .....	7	-	2	-	9	31	40
Manufacture of structural metal products, tanks, reservoirs and containers of metal .....	4	-	1	-	5	27	32
Manufacture of cutlery, hand tools and general hardware .....	-	-	-	-	-	1	1
Manufacture of other fabricated metal products .....	3	-	1	-	4	3	7
MANUFACTURE OF MACHINERY AND EQUIPMENT N.E.C. ....	3	-	-	-	3	11	14
Manufacture of pumps, compressors, taps and valves...	-	-	-	-	-	-	-
Manufacture of ovens, furnaces and furnace burners...	1	-	-	-	1	3	4
Manufacture of other general purpose machinery.....	1	-	-	-	1	3	4
Manufacture of machinery for food and beverage processing .....	1	-	-	-	1	5	6
Manufacture of accumulators, primary cells and and primary battries .....	-	-	-	-	-	-	-
MANUFACTURE OF MOTOR VEHICLES, TRAILERS & SEMI-TRAILERS.	6	-	-	-	1	7	11
Manufacture of bodies for motor vehicles.....	6	-	-	-	1	7	10
Manufacture of parts and accessories for motor vehicles and their engines.....	-	-	-	-	-	1	1
MANUFACTURE OF FURNITURE; MANUFACTURING N.E.C. ....	14	-	1	-	15	90	105
Manufacture of furniture; manufacturing n.e.c.....	14	-	1	-	15	90	105
T O T A L .....	185	7	20	3	215	365	580

**NUMBER OF PERSONS ENGAGED BY SEX, NATIONALITY, TOTAL WAGES AND SALARIES  
AND INDUSTRIAL GROUP - PUBLIC AND PRIVATE  
1996/97 (1989 E.F.Y.)**

TABLE 4.11

INDUSTRIAL GROUP	NO. OF ESTAB.	NO. OF PERSONS ENGAGED				NO. OF EMPLOY.	1 WAGES AND SALARIES (IN '000 BIRR)			
		ETHIOPIANS		FOREIGNERS	TOTAL		ETHIOPIANS		FOREIGNERS	TOTAL
		MALE	FEMALE				MALE	FEMALE		
MANUFACTURE OF FOOD PRODUCTS AND BEVERAGES.....	198	19,026	4,987	1	24,014	23,830	102,426	24,614	-	147,535
Production, processing and preserving of meat, fruit and vegetables .....	10	2,011	907	-	2,918	2,918	7,422	2,205	-	10,266
Manufacture of vegetable and animal oils and fats...	25	1,127	153	-	1,280	1,253	4,338	613	-	5,311
Manufacture of dairy products .....	1	191	74	-	265	265	689	175	-	869
Manufacture of grain mill products .....	26	2,383	441	-	2,824	2,811	11,737	2,663	-	16,105
Manufacture of prepared animal feeds .....	4	177	41	-	218	217	483	119	-	705
Manufacture of bakery products .....	87	2,091	775	1	2,867	2,748	6,610	2,395	-	10,166
Manufacture of sugar and sugar confectionery .....	7	4,497	350	-	4,847	4,835	36,005	2,127	-	45,485
Manufacture of macaroni and spaghetti.....	3	202	152	-	354	354	991	840	-	2,013
Manufacture of food products n.e.c. ....	8	761	78	-	839	834	2,488	331	-	3,051
Distilling, rectifying and blending of spirits .....	11	532	336	-	868	861	3,099	1,981	-	5,802
Manufacture of wines .....	3	468	214	-	682	682	1,644	2,112	-	4,154
Manufacture of malt liquors and malt .....	5	2,103	622	-	2,725	2,725	15,124	4,232	-	23,111
Manufacture of soft drinks & production of mineral waters .....	8	2,483	844	-	3,327	3,327	11,795	4,822	-	20,496
MANUFACTURE OF TOBACCO PRODUCTS .....	1	586	367	-	953	953	4,731	2,679	-	12,156
Manufacture of tobacco products.....	1	586	367	-	953	953	4,731	2,679	-	12,156
MANUFACTURE OF TEXTILES .....	34	15,664	11,569	6	27,239	27,215	57,709	38,636	30	102,548
Spinning, weaving and finishing of textiles .....	22	13,881	10,312	2	24,195	24,191	50,144	34,602	-	90,056
Manufacture of cordage, rope, twine and netting .....	2	1,631	1,119	-	2,750	2,750	7,243	3,715	-	11,817
Knitting mills .....	10	152	138	4	294	274	323	319	30	675
MANUFACTURE OF WEARING APPAREL, EXCEPT FUR APPAREL....	26	1,331	3,276	-	4,607	4,582	5,144	8,847	-	14,842
Manufacture of wearing apparel except fur apparel...	26	1,331	3,276	-	4,607	4,582	5,144	8,847	-	14,842
TANNING AND DRESSING OF LEATHER; MANUFACTURE OF FOOTWEAR, LUGGAGE AND HANDBAGS .....	61	5,965	2,263	7	8,235	8,144	31,860	11,339	73	47,899
Tanning and dressing of leather, luggage and handbags .....	11	3,318	649	4	3,971	3,969	20,792	4,673	73	28,864
Manufacture of footwear.....	50	2,647	1,614	3	4,264	4,175	11,068	6,666	-	19,035
MANUFACTURE OF WOOD AND OF PRODUCTS OF WOOD AND CORK, EXCEPT FURNITURE .....	23	1,648	269	1	1,918	1,907	6,592	1,291	24	8,803
Manufacture of wood and of products of wood and cork, except furniture.....	23	1,648	269	1	1,918	1,907	6,592	1,291	24	8,803
MANUFACTURE OF PAPER, PAPER PRODUCTS AND PRINTING.....	46	3,301	1,827	4	5,132	5,103	20,877	11,081	109	35,068
Manufacture of paper and paper products.....	9	1,002	463	-	1,465	1,462	6,054	2,209	-	9,705
Publishing and printing services.....	37	2,299	1,364	4	3,667	3,641	14,823	8,872	109	25,363
MANUFACTURE OF CHEMICALS AND CHEMICAL PRODUCTS.....	43	2,770	942	2	3,714	3,683	13,982	4,293	-	20,278
Manufacture of basic chemicals, except fertilizers and nitrogen compounds.....	5	999	120	-	1,119	1,119	5,359	557	-	6,631
Manufacture of paints, varnishes and mastics .....	6	339	82	-	421	419	1,944	534	-	2,677

1. Details may not add to row total, because the total include other benefits paid to persons not classified by sex and nationality.

NUMBER OF PERSONS ENGAGED BY SEX, NATIONALITY, TOTAL WAGES AND SALARIES  
AND INDUSTRIAL GROUP - PUBLIC AND PRIVATE  
1996/97 (1989 E.F.Y.)

TABLE 4.11 (Contd..)

INDUSTRIAL GROUP	NO. OF ESTAB.	NO. OF PERSONS ENGAGED				NO. OF EMPLOY.	1 WAGES AND SALARIES (IN '000 BIRR)			
		ETHIOPIANS		FOREIGNERS	TOTAL		ETHIOPIANS		FOREIGNERS	TOTAL
		MALE	FEMALE				MALE	FEMALE		
Manufacture of pharmaceuticals, medicinal chemicals and botanical products.....	3	236	248	-	484	484	1,791	1,643	-	3,873
Manufacture of soap and detergents cleaning and polishing, perfumes and toilet preparations.....	25	1,057	420	2	1,479	1,450	4,455	1,308	-	6,335
Manufacture of chemical products n.e.c.....	4	139	72	-	211	211	434	251	-	6,335
MANUFACTURE OF RUBBER AND PLASTIC PRODUCTS.....	23	1,847	568	6	2,421	2,416	13,934	3,284	38	18,692
Manufacture of rubber products.....	5	830	129	-	959	956	8,122	1,058	-	9,640
Manufacture of plastic products.....	18	1,017	439	6	1,462	1,460	5,812	2,227	38	9,052
MANUFACTURE OF OTHER NON-METALLIC MINERAL PRODUCTS ...	97	5,788	963	2	6,753	6,654	25,867	4,170	18	36,944
Manufacture of glass and glass products.....	3	423	149	-	572	572	1,568	658	-	2,566
Manufacture of structural clay products.....	5	329	75	-	404	400	1,942	322	-	2,288
Manufacture of cement, lime and plaster.....	7	1,720	182	-	1,902	1,902	9,369	1,141	-	15,595
Manufacture of articles of concrete, cement and plaster.....	73	2,252	307	-	2,559	2,467	7,559	929	-	9,063
Manufacture of non-metallic mineral products n.e.c..	9	1,064	250	2	1,316	1,313	5,429	1,120	18	7,432
MANUFACTURE OF BASIC IRON AND STEEL.....	5	1,026	106	1	1,133	1,132	7,227	715	-	9,223
Manufacture of basic iron and steel.....	5	1,026	106	1	1,133	1,132	7,227	715	-	9,223
MANUFACTURE OF FABRICATED METAL PRODUCTS EXCEPT MACHINERY AND EQUIPMENT.....	45	1,635	274	6	1,915	1,861	8,245	1,542	147	10,991
Manufacture of structural metal products, tanks, reservoirs and containers of metal.....	32	537	43	5	585	538	2,001	135	115	2,331
Manufacture of cutlery, hand tools and general hardware.....	3	366	90	-	456	456	1,916	456	-	2,552
Manufacture of other fabricated metal products.....	10	732	141	1	874	867	4,328	952	32	6,108
MANUFACTURE OF MACHINERY AND EQUIPMENT N.E.C. ....	16	457	79	1	537	522	2,093	305	11	2,540
Manufacture of pumps, compressors, taps and valves..	1	107	33	-	140	140	832	141	-	1,053
Manufacture of ovens, furnaces and furnace burners..	4	49	7	1	57	54	143	18	11	176
Manufacture of other general purpose machinery.....	4	69	10	-	79	74	205	34	-	239
Manufacture of machinery for food and beverage processing.....	6	158	13	-	171	164	534	30	-	571
Manufacture of accumulators, primary cells and and primary batteries.....	1	74	16	-	90	90	379	83	-	500
MANUFACTURE OF MOTOR VEHICLES, TRAILERS & SEMI-TRAILERS	13	701	115	5	821	812	4,281	762	366	7,168
Manufacture of bodies for motor vehicles.....	12	685	114	5	804	795	4,226	758	366	7,108
Manufacture of parts and accessories for motor vehicles and their engines.....	1	16	1	-	17	17	54	4	-	60
MANUFACTURE OF FURNITURE; MANUFACTURING N.E.C. ....	110	3,278	485	11	3,774	3,551	12,343	1,556	159	14,945
Manufacture of furniture; manufacturing n.e.c.....	110	3,278	485	11	3,774	3,551	12,343	1,556	159	14,945
T O T A L	741	65,023	28,090	53	93,166	92,365	317,311	115,116	973	489,631

1. Details may not add to row total, because the total include other benefits paid to persons not classified by sex and nationality.

NUMBER OF PERSONS ENGAGED BY SEX, NATIONALITY, TOTAL WAGES AND SALARIES  
AND INDUSTRIAL GROUP - PUBLIC  
1996/97 (1989 E.F.Y.)

TABLE 4.12

INDUSTRIAL GROUP	NO. OF ESTAB.	NO. OF PERSONS ENGAGED				NO. OF EMPLOY.	1 WAGES AND SALARIES (IN '000 BIRR)			
		ETHIOPIANS		FOREIGNERS	TOTAL		ETHIOPIANS		FOREIGNERS	TOTAL
		MALE	FEMALE				MALE	FEMALE		
MANUFACTURE OF FOOD PRODUCTS AND BEVERAGES.....	55	14,258	3,510	-	17,768	17,768	83,977	18,834	-	119,363
Production, processing and preserving of meat, fruit and vegetables .....	10	2,011	907	-	2,918	2,918	7,422	2,205	-	10,266
Manufacture of vegetable and animal oils and fats...	6	673	101	-	774	774	2,832	427	-	3,493
Manufacture of dairy products .....	1	191	74	-	265	265	689	175	-	869
Manufacture of grain mill products .....	9	1,573	284	-	1,857	1,857	8,045	1,691	-	10,891
Manufacture of prepared animal feeds .....	2	157	38	-	195	195	453	113	-	667
Manufacture of bakery products .....	5	855	266	-	1,121	1,121	3,728	1,602	-	6,166
Manufacture of sugar and sugar confectionery .....	3	4,459	320	-	4,779	4,779	35,943	2,084	-	45,375
Manufacture of macaroni and spaghetti.....	2	155	125	-	280	280	804	723	-	1,679
Manufacture of food products n.e.c. ....	3	490	46	-	536	536	1,655	271	-	2,098
Distilling, rectifying and blending of spirits .....	4	420	261	-	681	681	2,566	1,806	-	5,089
Manufacture of wines .....	3	468	214	-	682	682	1,644	2,112	-	4,154
Manufacture of malt liquors and malt .....	5	2,103	622	-	2,725	2,725	15,124	4,232	-	23,111
Manufacture of soft drinks & production of mineral waters .....	2	703	252	-	955	955	3,072	1,394	-	5,504
MANUFACTURE OF TOBACCO PRODUCTS .....	1	586	367	-	953	953	4,731	2,679	-	12,156
Manufacture of tobacco products.....	1	586	367	-	953	953	4,731	2,679	-	12,156
MANUFACTURE OF TEXTILES .....	19	15,334	11,391	-	26,725	26,725	56,807	38,188	-	101,159
Spinning, weaving and finishing of textiles .....	17	13,703	10,272	-	23,975	23,975	49,565	34,472	-	89,342
Manufacture of cordage, rope, twine and netting .....	2	1,631	1,119	-	2,750	2,750	7,243	3,715	-	11,817
Knitting mills .....	-	-	-	-	-	-	-	-	-	-
MANUFACTURE OF WEARING APPAREL, EXCEPT FUR APPAREL....	5	801	2,413	-	3,214	3,214	3,193	6,121	-	9,767
Manufacture of wearing apparel except fur apparel....	5	801	2,413	-	3,214	3,214	3,193	6,121	-	9,767
TANNING AND DRESSING OF LEATHER; MANUFACTURE OF FOOTWEAR, LUGGAGE AND HANDBAGS .....	9	4,360	1,653	3	6,016	6,016	26,979	9,676	38	41,213
Tanning and dressing of leather, luggage and handbags .....	6	2,789	567	3	3,359	3,359	18,958	4,389	38	26,629
Manufacture of footwear.....	3	1,571	1,086	-	2,657	2,657	8,020	5,287	-	14,584
MANUFACTURE OF WOOD AND OF PRODUCTS OF WOOD AND CORK, EXCEPT FURNITURE .....	10	1,262	251	-	1,513	1,513	5,768	1,258	-	7,913
Manufacture of wood and of products of wood and cork, except furniture.....	10	1,262	251	-	1,513	1,513	5,768	1,258	-	7,913
MANUFACTURE OF PAPER, PAPER PRODUCTS AND PRINTING.....	8	2,427	1,373	-	3,800	3,800	16,887	9,345	-	28,846
Manufacture of paper and paper products.....	2	812	355	-	1,167	1,167	5,223	1,887	-	8,474
Publishing and printing services.....	6	1,615	1,018	-	2,633	2,633	11,664	7,458	-	20,373
MANUFACTURE OF CHEMICALS AND CHEMICAL PRODUCTS.....	12	1,802	525	-	2,327	2,327	10,388	3,088	-	15,143
Manufacture of basic chemicals, except fertilizers and nitrogen compounds.....	5	999	120	-	1,119	1,119	5,359	557	-	6,631
Manufacture of paints, varnishes and mastics .....	2	197	47	-	244	244	1,237	367	-	1,706

1. Details may not add to row total, because the total include other benefits paid to persons not classified by sex and nationality.

NUMBER OF PERSONS ENGAGED BY SEX, NATIONALITY, TOTAL WAGES AND SALARIES  
AND INDUSTRIAL GROUP - PUBLIC  
1996/97 (1989 E.F.Y.)

TABLE 4.12 (Contd..)

INDUSTRIAL GROUP	NO. OF ESTAB.	NO. OF PERSONS ENGAGED				NO. OF EMPLOY.	1 WAGES AND SALARIES (IN '000 BIRR)			
		ETHIOPIANS		FOREIGNERS	TOTAL		ETHIOPIANS		FOREIGNERS	TOTAL
		MALE	FEMALE				MALE	FEMALE		
Manufacture of pharmaceuticals, medicinal chemicals and botanical products.....	2	224	233	-	457	457	1,718	1,596	-	3,753
Manufacture of soap and detergents cleaning and polishing, perfumes and toilet preparations.....	2	346	95	-	441	441	1,852	400	-	2,630
Manufacture of chemical products n.e.c. ....	1	36	30	-	66	66	221	168	-	424
MANUFACTURE OF RUBBER AND PLASTIC PRODUCTS.....	3	1,225	288	-	1,513	1,513	10,399	1,962	-	13,411
Manufacture of rubber products.....	1	703	99	-	802	802	7,372	905	-	8,679
Manufacture of plastic products.....	2	522	189	-	711	711	3,026	1,057	-	4,732
MANUFACTURE OF OTHER NON-METALLIC MINERAL PRODUCTS ...	22	3,945	699	1	4,645	4,645	20,657	3,597	18	30,626
Manufacture of glass and glass products.....	1	317	80	-	397	397	1,248	480	-	1,989
Manufacture of structural clay products .....	2	234	74	-	308	308	1,651	322	-	1,994
Manufacture of cement, lime and plaster .....	5	1,700	178	-	1,878	1,878	9,283	1,133	-	15,502
Manufacture of articles of concrete, cement and plaster .....	10	985	120	-	1,105	1,105	4,667	558	-	5,773
Manufacture of non-metallic mineral products n.e.c..	4	709	247	1	957	957	3,808	1,105	18	5,367
MANUFACTURE OF BASIC IRON AND STEEL.....	3	984	95	-	1,079	1,079	6,989	649	-	8,912
Manufacture of basic iron and steel.....	3	984	95	-	1,079	1,079	6,989	649	-	8,912
MANUFACTURE OF FABRICATED METAL PRODUCTS EXCEPT MACHINERY AND EQUIPMENT .....	5	933	210	-	1,143	1,143	5,357	1,341	-	7,620
Manufacture of structural metal products, tanks, reservoirs and containers of metal .....	-	-	-	-	-	-	-	-	-	-
Manufacture of cutlery, hand tools and general hardware .....	2	337	89	-	426	426	1,817	454	-	2,451
Manufacture of other fabricated metal products .....	3	596	121	-	717	717	3,540	886	-	5,169
MANUFACTURE OF MACHINERY AND EQUIPMENT N.E.C. ....	2	181	49	-	230	230	1,211	224	-	1,553
Manufacture of pumps, compressors, taps and valves..	1	107	33	-	140	140	832	141	-	1,053
Manufacture of ovens, furnaces and furnace burners..	-	-	-	-	-	-	-	-	-	-
Manufacture of other general purpose machinery.....	-	-	-	-	-	-	-	-	-	-
Manufacture of machinery for food and beverage processing .....	-	-	-	-	-	-	-	-	-	-
Manufacture of accumulators, primary cells and and primary batteries .....	1	74	16	-	90	90	379	83	-	500
MANUFACTURE OF MOTOR VEHICLES, TRAILERS & SEMI-TRAILERS	2	229	66	4	299	299	2,334	511	318	4,670
Manufacture of bodies for motor vehicles.....	2	229	66	4	299	299	2,334	511	318	4,670
Manufacture of parts and accessories for motor vehicles and their engines.....	-	-	-	-	-	-	-	-	-	-
MANUFACTURE OF FURNITURE; MANUFACTURING N.E.C. ....	5	324	108	-	432	432	1,729	250	-	2,321
Manufacture of furniture; manufacturing n.e.c.....	5	324	108	-	432	432	1,729	250	-	2,321
<b>T O T A L</b>	<b>161</b>	<b>48,651</b>	<b>22,998</b>	<b>8</b>	<b>71,657</b>	<b>71,657</b>	<b>257,405</b>	<b>97,722</b>	<b>374</b>	<b>404,672</b>

1. Details may not add to row total, because the total include other benefits paid to persons not classified by sex and nationality.

NUMBER OF PERSONS ENGAGED BY SEX, NATIONALITY, TOTAL WAGES AND SALARIES  
AND INDUSTRIAL GROUP - PRIVATE  
1996/97 (1989 E.F.Y.)

TABLE 4.13

INDUSTRIAL GROUP	NO. OF ESTAB.	NO. OF PERSONS ENGAGED				NO. OF EMPLOY.	1 WAGES AND SALARIES (IN '000 BIRR)				
		ETHIOPIANS		FOREIGNERS	TOTAL		ETHIOPIANS		FOREIGNERS	TOTAL	
		MALE	FEMALE				MALE	FEMALE			
MANUFACTURE OF FOOD PRODUCTS AND BEVERAGES.....	143	4,768	1,477	1	6,246	6,062	18,449	5,780	-	28,172	
Production, processing and preserving of meat, fruit and vegetables .....	-	-	-	-	-	-	-	-	-	-	
Manufacture of vegetable and animal oils and fats...	19	454	52	-	506	479	1,506	187	-	1,818	
Manufacture of dairy products .....	-	-	-	-	-	-	-	-	-	-	
Manufacture of grain mill products .....	17	810	157	-	967	954	3,692	972	-	5,214	
Manufacture of prepared animal feeds .....	2	20	3	-	23	22	30	7	-	38	
Manufacture of bakery products .....	82	1,236	509	1	1,746	1,627	2,882	792	-	4,000	
Manufacture of sugar and sugar confectionery .....	4	38	30	-	68	56	62	43	-	109	
Manufacture of macaroni and spaghetti.....	1	47	27	-	74	74	187	117	-	334	
Manufacture of food products n.e.c. ....	5	271	32	-	303	298	834	60	-	954	
Distilling, rectifying and blending of spirits .....	7	112	75	-	187	180	533	175	-	714	
Manufacture of wines .....	-	-	-	-	-	-	-	-	-	-	
Manufacture of malt liquors and malt .....	-	-	-	-	-	-	-	-	-	-	
Manufacture of soft drinks & production of mineral waters .....	6	1,780	592	-	2,372	2,372	8,724	3,428	-	14,992	
MANUFACTURE OF TOBACCO PRODUCTS .....	-	-	-	-	-	-	-	-	-	-	
Manufacture of tobacco products.....	-	-	-	-	-	-	-	-	-	-	
MANUFACTURE OF TEXTILES .....	15	330	178	6	514	490	902	449	30	1,389	
Spinning, weaving and finishing of textiles .....	5	178	40	2	220	216	579	130	-	714	
Manufacture of cordage, rope, twine and netting ....	-	-	-	-	-	-	-	-	-	-	
Knitting mills .....	10	152	138	4	294	274	323	319	30	675	
MANUFACTURE OF WEARING APPAREL, EXCEPT FUR APPAREL....	21	530	863	-	1,393	1,368	1,951	2,726	-	5,075	
Manufacture of wearing apparel except fur apparel...	21	530	863	-	1,393	1,368	1,951	2,726	-	5,075	
TANNING AND DRESSING OF LEATHER; MANUFACTURE OF FOOTWEAR, LUGGAGE AND HANDBAGS .....	52	1,605	610	4	2,219	2,128	4,881	1,663	35	6,686	
Tanning and dressing of leather, luggage and handbags	5	529	82	1	612	610	1,833	284	35	2,235	
Manufacture of footwear.....	47	1,076	528	3	1,607	1,518	3,048	1,379	-	4,451	
MANUFACTURE OF WOOD AND OF PRODUCTS OF WOOD AND CORK, EXCEPT FURNITURE .....	13	386	18	1	405	394	824	33	24	890	
Manufacture of wood and of products of wood and cork, except furniture.....	13	386	18	1	405	394	824	33	24	890	
MANUFACTURE OF PAPER, PAPER PRODUCTS AND PRINTING.....	38	874	454	4	1,332	1,303	3,991	1,736	109	6,222	
Manufacture of paper and paper products.....	7	190	108	-	298	295	831	322	-	1,231	
Publishing and printing services.....	31	684	346	4	1,034	1,008	3,159	1,414	109	4,990	
MANUFACTURE OF CHEMICALS AND CHEMICAL PRODUCTS.....	31	968	417	2	1,387	1,356	3,595	1,206	-	5,135	
Manufacture of basic chemicals, except fertilizers and nitrogen compounds.....	-	-	-	-	-	-	-	-	-	-	
Manufacture of paints, varnishes and mastics .....	4	142	35	-	177	175	707	167	-	971	

1. Details may not add to row total, because the total include other benefits paid to persons not classified by sex and nationality.

NUMBER OF PERSONS ENGAGED BY SEX, NATIONALITY, TOTAL WAGES AND SALARIES  
AND INDUSTRIAL GROUP - PRIVATE  
1996/97 (1989 E.F.Y.)

TABLE 4.13 (Contd..)

INDUSTRIAL GROUP	NO. OF ESTAB.	NO. OF PERSONS ENGAGED				NO. OF EMPLOY.	1 WAGES AND SALARIES (IN '000 BIRR)			
		ETHIOPIANS		FOREIGNERS	TOTAL		ETHIOPIANS		FOREIGNERS	TOTAL
		MALE	FEMALE				MALE	FEMALE		
Manufacture of pharmaceuticals, medicinal chemicals and botanical products.....	1	12	15	-	27	27	73	48	-	120
Manufacture of soap and detergents cleaning and polishing, perfumes and toilet preparations.....	23	711	325	2	1,038	1,009	2,602	908	-	3,705
Manufacture of chemical products n.e.c. ....	3	103	42	-	145	145	212	83	-	339
MANUFACTURE OF RUBBER AND PLASTIC PROCDUCTS.....	20	622	280	6	908	903	3,535	1,322	38	5,280
Manufacture of rubber products.....	4	127	30	-	157	154	750	152	-	961
Manufacture of plastic products.....	16	495	250	6	751	749	2,786	1,170	38	4,320
MANUFACTURE OF OTHER NON-METALLIC MINERAL PRODUCTS ...	75	1,843	264	1	2,108	2,009	5,209	573	-	6,318
Manufacture of glass and glass products.....	2	106	69	-	175	175	320	178	-	577
Manufacture of structural clay products .....	3	95	1	-	96	92	291	1	-	293
Manufacture of cement, lime and plaster .....	2	20	4	-	24	24	86	8	-	94
Manufacture of articles of concrete, cement and plaster .....	63	1,267	187	-	1,454	1,362	2,892	371	-	3,290
Manufacture of non-metallic mineral products n.e.c..	5	355	3	1	359	356	1,621	16	-	2,065
MANUFACTURE OF BASIC IRON AND STEEL.....	2	42	11	1	54	53	237	66	-	311
Manufacture of basic iron and steel.....	2	42	11	1	54	53	237	66	-	311
MANUFACTURE OF FABRICATED METAL PRODUCTS EXCEPT MACHINERY AND EQUIPMENT .....	40	702	64	6	772	718	2,888	202	147	3,371
Manufacture of structural metal products, tanks, reservoirs and containers of metal .....	32	537	43	5	585	538	2,001	135	115	2,331
Manufacture of cutlery, hand tools and general hardware .....	1	29	1	-	30	30	99	2	-	101
Manufacture of other fabricated metal products .....	7	136	20	1	157	150	788	65	32	939
MANUFACTURE OF MACHINERY AND EQUIPMENT N.E.C. ....	14	276	30	1	307	292	883	82	11	986
Manufacture of pumps, compressors, taps and valves..	-	-	-	-	-	-	-	-	-	-
Manufacture of ovens, furnaces and furnace burners..	4	49	7	1	57	54	143	18	11	176
Manufacture of other general purpose machinery.....	4	69	10	-	79	74	205	34	-	239
Manufacture of machinery for food and beverage processing .....	6	158	13	-	171	164	534	30	-	571
Manufacture of accumulators, primary cells and primary batteries .....	-	-	-	-	-	-	-	-	-	-
MANUFACTURE OF MOTOR VEHICLES, TRAILERS & SEMI-TRAILERS	11	472	49	1	522	513	1,946	252	48	2,498
Manufacture of bodies for motor vehicles.....	10	456	48	1	505	496	1,892	247	48	2,439
Manufacture of parts and accessories for motor vehicles and their engines.....	1	16	1	-	17	17	54	4	-	60
MANUFACTURE OF FURNITURE; MANUFACTURING N.E.C. ....	105	2,954	377	11	3,342	3,119	10,614	1,306	159	12,624
Manufacture of furniture; manufacturing n.e.c.....	105	2,954	377	11	3,342	3,119	10,614	1,306	159	12,624
<b>T O T A L</b>	<b>580</b>	<b>16,372</b>	<b>5,092</b>	<b>45</b>	<b>21,509</b>	<b>20,708</b>	<b>59,905</b>	<b>17,394</b>	<b>599</b>	<b>84,959</b>

1. Details may not add to row total, because the total include other benefits paid to persons not classified by sex and nationality.

**NUMBER OF PERMANENT EMPLOYEES\* BY WAGES AND SALARIES GROUP - PUBLIC AND PRIVATE**  
**1996/97 (1989 E.F.Y.)**

TABLE 4.14

INDUSTRIAL GROUP	NO. OF ESTAB.	UNDER 105	105-299	300-499	500-699	700-999	1000- 1449	1500- 1999	2000 & OVER	TOTAL
<b>MANUFACTURE OF FOOD PRODUCTS AND BEVERAGES.....</b>	198	488	8,195	6,394	2,630	2,804	1,594	561	100	22,766
Production, processing and preserving of meat, fruit and vegetables .....	10	5	1,957	476	120	164	84	27	3	2,836
Manufacture of vegetable and animal oils and fats...	25	33	573	382	87	88	30	11	3	1,207
Manufacture of dairy products .....	1	2	150	50	21	13	17	4	1	258
Manufacture of grain mill products .....	26	15	1,032	1,025	326	287	178	69	11	2,943
Manufacture of prepared animal feeds .....	4	7	155	27	14	5	8	-	2	218
Manufacture of bakery products .....	87	387	1,072	557	190	158	99	44	7	2,514
Manufacture of sugar and sugar confectionery .....	7	17	764	995	611	1,088	599	175	31	4,280
Manufacture of macaroni and spaghetti.....	3	-	160	132	48	35	20	9	-	404
Manufacture of food products n.e.c. ....	8	3	207	90	22	38	19	13	4	396
Distilling, rectifying and blending of spirits .....	11	19	207	293	95	116	51	33	8	822
Manufacture of wines .....	3	-	76	378	106	78	58	14	6	716
Manufacture of malt liquors and malt .....	5	-	498	762	670	413	297	130	21	2,791
Manufacture of soft drinks & production of mineral waters .....	8	-	1,344	1,227	320	321	134	32	3	3,381
<b>MANUFACTURE OF TOBACCO PRODUCTS .....</b>	1	-	13	330	171	242	138	44	10	948
Manufacture of tobacco products.....	1	-	13	330	171	242	138	44	10	948
<b>MANUFACTURE OF TEXTILES .....</b>	34	316	13,383	7,741	1,841	1,084	423	114	20	24,922
Spinning, weaving and finishing of textiles .....	22	282	10,961	7,213	1,695	944	384	104	17	21,600
Manufacture of cordage, rope, twine and netting ....	2	-	2,281	486	129	133	39	10	2	3,080
Knitting mills .....	10	34	141	42	17	7	-	-	1	242
<b>MANUFACTURE OF WEARING APPAREL, EXCEPT FUR APPAREL....</b>	26	91	3,432	1,467	137	160	64	26	8	5,385
Manufacture of wearing apparel except fur apparel...	26	91	3,432	1,467	137	160	64	26	8	5,385
<b>TANNING AND DRESSING OF LEATHER; MANUFACTURE OF FOOTWEAR, LUGGAGE AND HANDBAGS .....</b>	61	176	1,819	2,094	1,426	1,136	478	164	30	7,323
Tanning and dressing of leather, luggage and handbags	11	4	551	633	665	702	329	124	21	3,029
Manufacture of footwear.....	50	172	1,268	1,461	761	434	149	40	9	4,294
<b>MANUFACTURE OF WOOD AND OF PRODUCTS OF WOOD AND CORK, EXCEPT FURNITURE .....</b>	23	9	545	701	166	152	79	28	2	1,682
Manufacture of wood and of products of wood and cork, except furniture.....	23	9	545	701	166	152	79	28	2	1,682
<b>MANUFACTURE OF PAPER, PAPER PRODUCTS AND PRINTING.....</b>	46	79	1,121	1,145	954	974	525	164	25	4,987
Manufacture of paper and paper products.....	9	12	335	362	300	225	109	44	11	1,398
Publishing and printing services.....	37	67	786	783	654	749	416	120	14	3,589
<b>MANUFACTURE OF CHEMICALS AND CHEMICAL PRODUCTS.....</b>	43	191	1,036	776	418	533	281	116	31	3,382
Manufacture of basic chemicals, except fertilizers and nitrogen compounds.....	5	10	368	210	131	159	106	31	4	1,019
Manufacture of paints, varnishes and mastics .....	6	2	128	146	44	74	51	11	10	466

\* The number of employees refers to the number of permanent employees in the month of June, according to the Ethiopian Fiscal Year

**NUMBER OF PERMANENT EMPLOYEES\* BY WAGES AND SALARIES GROUP - PUBLIC AND PRIVATE  
1996/97 (1989 E.F.Y.)**

TABLE 4.14 (Contd..)

INDUSTRIAL GROUP	NO. OF ESTAB.	UNDER 105	105-299	300-499	500-699	700-999	1000-1449	1500-1999	2000 & OVER	TOTAL
Manufacture of pharmaceuticals, medicinal chemicals and botanical products.....	3	-	61	66	119	136	40	43	1	466
Manufacture of soap and detergents cleaning and polishing, perfumes and toilet preparations.....	25	169	396	301	101	139	73	26	11	1,216
Manufacture of chemical products n.e.c. ....	4	10	83	53	23	25	11	5	5	215
<b>MANUFACTURE OF RUBBER AND PLASTIC PRODUCTS.....</b>	<b>23</b>	<b>37</b>	<b>695</b>	<b>471</b>	<b>232</b>	<b>493</b>	<b>399</b>	<b>118</b>	<b>29</b>	<b>2,474</b>
Manufacture of rubber products.....	5	4	181	116	95	286	270	72	18	1,042
Manufacture of plastic products.....	18	33	514	355	137	207	129	46	11	1,432
<b>MANUFACTURE OF OTHER NON-METALLIC MINERAL PRODUCTS ...</b>	<b>97</b>	<b>92</b>	<b>1,931</b>	<b>1,689</b>	<b>633</b>	<b>516</b>	<b>313</b>	<b>121</b>	<b>33</b>	<b>5,328</b>
Manufacture of glass and glass products.....	3	-	132	154	30	63	33	21	2	435
Manufacture of structural clay products .....	5	1	147	117	43	13	11	4	-	336
Manufacture of cement, lime and plaster .....	7	3	332	416	270	255	201	52	24	1,553
Manufacture of articles of concrete, cement and plaster .....	73	82	834	408	154	115	32	19	4	1,648
Manufacture of non-metallic mineral products n.e.c..	9	6	486	594	136	70	36	25	3	1,356
<b>MANUFACTURE OF BASIC IRON AND STEEL.....</b>	<b>5</b>	<b>3</b>	<b>102</b>	<b>265</b>	<b>255</b>	<b>282</b>	<b>144</b>	<b>43</b>	<b>10</b>	<b>1,104</b>
Manufacture of basic iron and steel.....	5	3	102	265	255	282	144	43	10	1,104
<b>MANUFACTURE OF FABRICATED METAL PRODUCTS EXCEPT MACHINERY AND EQUIPMENT .....</b>	<b>45</b>	<b>65</b>	<b>595</b>	<b>484</b>	<b>138</b>	<b>268</b>	<b>173</b>	<b>72</b>	<b>8</b>	<b>1,803</b>
Manufacture of structural metal products, tanks, reservoirs and containers of metal .....	32	50	187	147	46	56	19	6	4	515
Manufacture of cutlery, hand tools and general hardware .....	3	7	143	198	53	60	38	12	1	512
Manufacture of other fabricated metal products .....	10	8	265	139	39	152	116	54	3	776
<b>MANUFACTURE OF MACHINERY AND EQUIPMENT N.E.C. ....</b>	<b>16</b>	<b>9</b>	<b>200</b>	<b>119</b>	<b>76</b>	<b>71</b>	<b>37</b>	<b>14</b>	<b>1</b>	<b>527</b>
Manufacture of pumps, compressors, taps and valves..	1	-	31	24	40	22	19	9	1	146
Manufacture of ovens, furnaces and furnace burners..	4	1	46	19	1	1	1	-	-	69
Manufacture of other general purpose machinery.....	4	2	57	11	3	3	3	-	-	79
Manufacture of machinery for food and beverage processing .....	6	6	42	28	14	30	8	3	-	131
Manufacture of accumulators, primary cells and and primary batteries .....	1	-	24	37	18	15	6	2	-	102
<b>MANUFACTURE OF MOTOR VEHICLES, TRAILERS &amp; SEMI-TRAILERS</b>	<b>13</b>	<b>8</b>	<b>170</b>	<b>134</b>	<b>113</b>	<b>126</b>	<b>133</b>	<b>65</b>	<b>34</b>	<b>783</b>
Manufacture of bodies for motor vehicles.....	12	8	163	129	112	125	133	65	34	769
Manufacture of parts and accessories for motor vehicles and their engines.....	1	-	7	5	1	1	-	-	-	14
<b>MANUFACTURE OF FURNITURE; MANUFACTURING N.E.C. ....</b>	<b>110</b>	<b>184</b>	<b>1,122</b>	<b>763</b>	<b>428</b>	<b>493</b>	<b>167</b>	<b>45</b>	<b>22</b>	<b>3,224</b>
Manufacture of furniture; manufacturing n.e.c.....	110	184	1,122	763	428	493	167	45	22	3,224
<b>T O T A L</b>	<b>741</b>	<b>1,748</b>	<b>34,359</b>	<b>24,573</b>	<b>9,618</b>	<b>9,334</b>	<b>4,948</b>	<b>1,695</b>	<b>363</b>	<b>86,638</b>

\* The number of employees refers to the number of permanent employees in the month of June, according to the Ethiopian Fiscal Year

NUMBER OF PRODUCTION, APPARENTECES AND TEMPORARY WORKERS BY SEX, NATIONALITY AND INDUSTRIAL GROUP - PUBLIC AND PRIVATE  
1996/97 (1989 E.F.Y.)

TABLE 4.15

INDUSTRIAL GROUP	NO. OF ESTAB.	NUMBER OF PERMANENT PRODUCTION WORKERS				NUMBER OF PAID APPARENTECES			NUMBER OF UNPAID APPARENTECES			NUMBER OF SEASONAL AND TEMPORARY WORKERS
		ETHIOPIANS		FOREIGNERS	TOTAL	MALE	FEMALE	TOTAL	MALE	FEMALE	TOTAL	
		MALE	FEMALE									
MANUFACTURE OF FOOD PRODUCTS AND BEVERAGES.....	198	6,599	2,649	-	9,248	17	41	58	7	1	8	3,514
Production, processing and preserving of meat, fruit and vegetables .....	10	474	566	-	1,040	-	40	40	-	-	-	235
Manufacture of vegetable and animal oils and fats...	25	460	53	-	513	1	-	1	-	-	-	250
Manufacture of dairy products .....	1	19	15	-	34	-	-	-	-	-	-	-
Manufacture of grain mill products .....	26	995	114	-	1,109	4	-	4	5	-	5	331
Manufacture of prepared animal feeds .....	4	85	22	-	107	-	-	-	-	-	-	3
Manufacture of bakery products .....	87	1,117	385	-	1,502	12	1	13	2	1	3	426
Manufacture of sugar and sugar confectionery .....	7	1,622	103	-	1,725	-	-	-	-	-	-	951
Manufacture of macaroni and spaghetti.....	3	119	121	-	240	-	-	-	-	-	-	25
Manufacture of food products n.e.c. ....	8	181	42	-	223	-	-	-	-	-	-	440
Distilling, rectifying and blending of spirits .....	11	199	226	-	425	-	-	-	-	-	-	122
Manufacture of wines .....	3	223	145	-	368	-	-	-	-	-	-	12
Manufacture of malt liquors and malt .....	5	650	347	-	997	-	-	-	-	-	-	263
Manufacture of soft drinks & production of mineral waters .....	8	455	510	-	965	-	-	-	-	-	-	456
MANUFACTURE OF TOBACCO PRODUCTS .....	1	307	236	-	543	-	-	-	-	-	-	7
Manufacture of tobacco products.....	1	307	236	-	543	-	-	-	-	-	-	7
MANUFACTURE OF TEXTILES .....	34	9,777	10,193	-	19,970	-	-	-	1	3	4	1,570
Spinning, weaving and finishing of textiles .....	22	8,810	9,186	-	17,996	-	-	-	-	-	-	1,490
Manufacture of cordage, rope, twine and netting .....	2	915	893	-	1,808	-	-	-	-	-	-	18
Knitting mills .....	10	52	114	-	166	-	-	-	1	3	4	62
MANUFACTURE OF WEARING APPAREL, EXCEPT FUR APPAREL....	26	692	2,874	-	3,566	3	2	5	-	-	-	119
Manufacture of wearing apparel except fur apparel...	26	692	2,874	-	3,566	3	2	5	-	-	-	119
TANNING AND DRESSING OF LEATHER; MANUFACTURE OF FOOTWEAR, LUGGAGE AND HANDBAGS .....	61	3,098	1,630	-	4,728	6	4	10	8	1	9	981
Tanning and dressing of leather, luggage and handbags .....	11	1,506	363	-	1,869	-	-	-	-	-	-	703
Manufacture of footwear.....	50	1,592	1,267	-	2,859	6	4	10	8	1	9	278
MANUFACTURE OF WOOD AND OF PRODUCTS OF WOOD AND CORK, EXCEPT FURNITURE .....	23	758	155	-	913	3	-	3	-	-	-	418
Manufacture of wood and of products of wood and cork, except furniture.....	23	758	155	-	913	3	-	3	-	-	-	418
MANUFACTURE OF PAPER, PAPER PRODUCTS AND PRINTING.....	46	1,850	1,210	-	3,060	5	8	13	7	10	17	417
Manufacture of paper and paper products.....	9	512	310	-	822	-	-	-	-	-	-	149
Publishing and printing services.....	37	1,338	900	-	2,238	5	8	13	7	10	17	268
MANUFACTURE OF CHEMICALS AND CHEMICAL PRODUCTS.....	43	1,058	610	-	1,668	-	-	-	-	-	-	577
Manufacture of basic chemicals, except fertilizers and nitrogen compounds.....	5	366	22	-	388	-	-	-	-	-	-	151
Manufacture of paints, varnishes and mastics .....	6	162	13	-	175	-	-	-	-	-	-	14

NUMBER OF PRODUCTION, APPARENTEES AND TEMPORARY WORKERS BY SEX, NATIONALITY AND INDUSTRIAL GROUP - PUBLIC AND PRIVATE  
1996/97 (1989 E.F.Y.)

TABLE 4.15 (Contd..)

INDUSTRIAL GROUP	NO. OF ESTAB.	NUMBER OF PERMANENT PRODUCTION WORKERS				NUMBER OF PAID APPARENTEES			NUMBER OF UNPAID APPARENTEES			NUMBER OF SEASONAL AND TEMPORARY WORKERS
		ETHIOPIANS		FOREIGNERS	TOTAL	MALE	FEMALE	TOTAL	MALE	FEMALE	TOTAL	
		MALE	FEMALE									
Manufacture of pharmaceuticals, medicinal chemicals and botanical products.....	3	131	216	-	347	-	-	-	-	-	-	30
Manufacture of soap and detergents cleaning and polishing, perfumes and toilet preparations.....	25	352	312	-	664	-	-	-	-	-	-	354
Manufacture of chemical products n.e.c. ....	4	47	47	-	94	-	-	-	-	-	-	28
MANUFACTURE OF RUBBER AND PLASTIC PRODUCTS.....	23	933	269	3	1,205	-	-	-	-	-	-	169
Manufacture of rubber products.....	5	488	24	-	512	-	-	-	-	-	-	-
Manufacture of plastic products.....	18	445	245	3	693	-	-	-	-	-	-	169
MANUFACTURE OF OTHER NON-METALLIC MINERAL PRODUCTS ...	97	2,154	412	-	2,566	11	1	12	42	31	73	1,959
Manufacture of glass and glass products.....	3	113	56	-	169	11	1	12	38	27	65	118
Manufacture of structural clay products .....	5	106	48	-	154	-	-	-	-	-	-	121
Manufacture of cement, lime and plaster .....	7	699	20	-	719	-	-	-	-	-	-	458
Manufacture of articles of concrete, cement and plaster .....	73	725	126	-	851	-	-	-	4	3	7	966
Manufacture of non-metallic mineral products n.e.c..	9	511	162	-	673	-	-	-	-	1	1	296
MANUFACTURE OF BASIC IRON AND STEEL.....	5	618	24	-	642	-	-	-	-	-	-	59
Manufacture of basic iron and steel.....	5	618	24	-	642	-	-	-	-	-	-	59
MANUFACTURE OF FABRICATED METAL PRODUCTS EXCEPT MACHINERY AND EQUIPMENT .....	45	965	86	-	1,051	35	-	35	27	1	28	82
Manufacture of structural metal products, tanks, reservoirs and containers of metal .....	32	341	8	-	349	35	-	35	19	1	20	45
Manufacture of cutlery, hand tools and general hardware .....	3	199	38	-	237	-	-	-	-	-	-	12
Manufacture of other fabricated metal products .....	10	425	40	-	465	-	-	-	8	-	8	25
MANUFACTURE OF MACHINERY AND EQUIPMENT N.E.C. ....	16	302	21	-	323	5	-	5	2	-	2	41
Manufacture of pumps, compressors, taps and valves..	1	78	9	-	87	-	-	-	-	-	-	-
Manufacture of ovens, furnaces and furnace burners..	4	31	3	-	34	-	-	-	-	-	-	-
Manufacture of other general purpose machinery.....	4	51	4	-	55	-	-	-	-	-	-	3
Manufacture of machinery for food and beverage processing .....	6	95	2	-	97	5	-	5	2	-	2	33
Manufacture of accumulators, primary cells and and primary batteries .....	1	47	3	-	50	-	-	-	-	-	-	5
MANUFACTURE OF MOTOR VEHICLES, TRAILERS & SEMI-TRAILERS	13	479	24	1	504	5	-	5	-	-	-	48
Manufacture of bodies for motor vehicles.....	12	470	24	1	495	-	-	-	-	-	-	48
Manufacture of parts and accessories for motor vehicles and their engines.....	1	9	-	-	9	5	-	5	-	-	-	-
MANUFACTURE OF FURNITURE; MANUFACTURING N.E.C. ....	110	1,952	176	3	2,131	193	4	197	57	2	59	349
Manufacture of furniture; manufacturing n.e.c.....	110	1,952	176	3	2,131	193	4	197	57	2	59	349
T O T A L	741	31,542	20,569	7	52,118	283	60	343	151	49	200	10,310

NUMBER OF ADMINISTRATIVE, TECHNICAL, CLERICAL AND OFFICE WORKERS BY SEX, NATIONALITY  
AND INDUSTRIAL GROUP - PUBLIC AND PRIVATE  
1996/97 (1989 E.F.Y.)

TABLE 4.16

INDUSTRIAL GROUP	NO. OF ESTAB.	NO. OF ADMINISTRATIVE, TECHNICAL, CLERICAL AND OFFICE WORKERS			
		ETHIOPIANS		FOREIGNERS	TOTAL
		MALE	FEMALE		
MANUFACTURE OF FOOD PRODUCTS AND BEVERAGES.....	198	8,754	2,247	1	11,002
Production, processing and preserving of meat, fruit and vegetables .....	10	1,302	301	-	1,603
Manufacture of vegetable and animal oils and fats...	25	390	99	-	489
Manufacture of dairy products .....	1	172	59	-	231
Manufacture of grain mill products .....	26	1,036	326	-	1,362
Manufacture of prepared animal feeds .....	4	88	19	-	107
Manufacture of bakery products .....	87	454	349	1	804
Manufacture of sugar and sugar confectionery .....	7	1,915	244	-	2,159
Manufacture of macaroni and spaghetti.....	3	58	31	-	89
Manufacture of food products n.e.c. ....	8	137	34	-	171
Distilling, rectifying and blending of spirits .....	11	207	107	-	314
Manufacture of wines .....	3	233	69	-	302
Manufacture of malt liquors and malt .....	5	1,190	275	-	1,465
Manufacture of soft drinks & production of mineral waters .....	8	1,572	334	-	1,906
MANUFACTURE OF TOBACCO PRODUCTS .....	1	272	131	-	403
Manufacture of tobacco products.....	1	272	131	-	403
MANUFACTURE OF TEXTILES .....	34	4,302	1,368	1	5,671
Spinning, weaving and finishing of textiles .....	22	3,579	1,126	-	4,705
Manufacture of cordage, rope, twine and netting ....	2	698	226	-	924
Knitting mills .....	10	25	16	1	42
MANUFACTURE OF WEARING APPAREL, EXCEPT FUR APPAREL....	26	499	393	-	892
Manufacture of wearing apparel except fur apparel...	26	499	393	-	892
TANNING AND DRESSING OF LEATHER; MANUFACTURE OF FOOTWEAR, LUGGAGE AND HANDBAGS .....	61	1,804	608	4	2,416
Tanning and dressing of leather, luggage and handbags	11	1,108	285	4	1,397
Manufacture of footwear.....	50	696	323	-	1,019
MANUFACTURE OF WOOD AND OF PRODUCTS OF WOOD AND CORK, EXCEPT FURNITURE .....	23	460	112	1	573
Manufacture of wood and of products of wood and cork, except furniture.....	23	460	112	1	573
MANUFACTURE OF PAPER, PAPER PRODUCTS AND PRINTING.....	46	1,001	592	3	1,596
Manufacture of paper and paper products.....	9	339	152	-	491
Publishing and printing services.....	37	662	440	3	1,105
MANUFACTURE OF CHEMICALS AND CHEMICAL PRODUCTS.....	43	1,114	324	-	1,438
Manufacture of basic chemicals, except fertilizers and nitrogen compounds.....	5	482	98	-	580
Manufacture of paints, varnishes and mastics .....	6	162	68	-	230

**NUMBER OF ADMINISTRATIVE, TECHNICAL, CLERICAL AND OFFICE WORKERS BY SEX, NATIONALITY  
AND INDUSTRIAL GROUP - PUBLIC AND PRIVATE  
1996/97 (1989 E.F.Y.)**

TABLE 4.16 (Contd..)

INDUSTRIAL GROUP	NO. OF ESTAB.	NO. OF ADMINISTRATIVE, TECHNICAL, CLERICAL AND OFFICE WORKERS			
		ETHIOPIANS		FOREIGNERS	TOTAL
		MALE	FEMALE		
Manufacture of pharmaceuticals, medicinal chemicals and botanical products.....	3	75	32	-	107
Manufacture of soap and detergents cleaning and polishing, perfumes and toilet preparations.....	25	331	101	-	432
Manufacture of chemical products n.e.c. ....	4	64	25	-	89
MANUFACTURE OF RUBBER AND PLASTIC PRODUCTS.....	23	742	298	2	1,042
Manufacture of rubber products.....	5	340	104	-	444
Manufacture of plastic products.....	18	402	194	2	598
MANUFACTURE OF OTHER NON-METALLIC MINERAL PRODUCTS ...	97	1,556	487	1	2,044
Manufacture of glass and glass products.....	3	143	65	-	208
Manufacture of structural clay products .....	5	98	27	-	125
Manufacture of cement, lime and plaster .....	7	563	162	-	725
Manufacture of articles of concrete, cement and plaster .....	73	496	147	-	643
Manufacture of non-metallic mineral products n.e.c.....	9	256	86	1	343
MANUFACTURE OF BASIC IRON AND STEEL.....	5	349	82	-	431
Manufacture of basic iron and steel.....	5	349	82	-	431
MANUFACTURE OF FABRICATED METAL PRODUCTS EXCEPT MACHINERY AND EQUIPMENT .....	45	481	179	5	665
Manufacture of structural metal products, tanks, reservoirs and containers of metal .....	32	58	27	4	89
Manufacture of cutlery, hand tools and general hardware .....	3	155	52	-	207
Manufacture of other fabricated metal products .....	10	268	100	1	369
MANUFACTURE OF MACHINERY AND EQUIPMENT N.E.C. ....	16	94	56	1	151
Manufacture of pumps, compressors, taps and valves..	1	29	24	-	53
Manufacture of ovens, furnaces and furnace burners..	4	15	4	1	20
Manufacture of other general purpose machinery.....	4	10	6	-	16
Manufacture of machinery for food and beverage processing .....	6	18	9	-	27
Manufacture of accumulators, primary cells and and primary batteries .....	1	22	13	-	35
MANUFACTURE OF MOTOR VEHICLES, TRAILERS & SEMI-TRAILERS	13	161	90	4	255
Manufacture of bodies for motor vehicles.....	12	159	89	4	252
Manufacture of parts and accessories for motor vehicles and their engines.....	1	2	1	-	3
MANUFACTURE OF FURNITURE; MANUFACTURING N.E.C. ....	110	550	261	4	815
Manufacture of furniture; manufacturing n.e.c.....	110	550	261	4	815
<b>T O T A L</b>	<b>741</b>	<b>22,139</b>	<b>7,228</b>	<b>27</b>	<b>29,394</b>

NUMBER OF WORKING PROPRIETORS, ACTIVE PARTNERS AND FAMILY WORKERS BY SEX, NATIONALITY  
AND INDUSTRIAL GROUP - PRIVATE 1996/97 (1989 E.F.Y.)

TABLE 4.17

INDUSTRIAL GROUP	NO. OF ESTAB.	NUMBER OF WORKING PROPRIETORS, ACTIVE PARTNERS AND FAMILY WORKERS			
		ETHIOPIANS		FOREIGNERS	TOTAL
		MALE	FEMALE		
MANUFACTURE OF FOOD PRODUCTS AND BEVERAGES.....	143	135	49	-	184
Production, processing and preserving of meat, fruit and vegetables .....	-	-	-	-	-
Manufacture of vegetable and animal oils and fats...	19	26	1	-	27
Manufacture of dairy products .....	-	-	-	-	-
Manufacture of grain mill products .....	17	12	1	-	13
Manufacture of prepared animal feeds .....	2	1	-	-	1
Manufacture of bakery products .....	82	80	39	-	119
Manufacture of sugar and sugar confectionery .....	4	9	3	-	12
Manufacture of macaroni and spaghetti.....	1	-	-	-	-
Manufacture of food products n.e.c. ....	5	3	2	-	5
Distilling, rectifying and blending of spirits .....	7	4	3	-	7
Manufacture of wines .....	-	-	-	-	-
Manufacture of malt liquors and malt .....	-	-	-	-	-
Manufacture of soft drinks & production of mineral waters .....	6	-	-	-	-
MANUFACTURE OF TOBACCO PRODUCTS .....	-	-	-	-	-
Manufacture of tobacco products.....	-	-	-	-	-
MANUFACTURE OF TEXTILES .....	15	14	5	5	24
Spinning, weaving and finishing of textiles .....	5	2	-	2	4
Manufacture of cordage, rope, twine and netting ....	-	-	-	-	-
Knitting mills .....	10	12	5	3	20
MANUFACTURE OF WEARING APPAREL, EXCEPT FUR APPAREL....	21	18	7	-	25
Manufacture of wearing apparel except fur apparel...	21	18	7	-	25
TANNING AND DRESSING OF LEATHER; MANUFACTURE OF FOOTWEAR, LUGGAGE AND HANDBAGS .....	52	68	20	3	91
Tanning and dressing of leather, luggage and handbags	5	1	1	-	2
Manufacture of footwear.....	47	67	19	3	89
MANUFACTURE OF WOOD AND OF PRODUCTS OF WOOD AND CORK, EXCEPT FURNITURE .....	13	9	2	-	11
Manufacture of wood and of products of wood and cork, except furniture.....	13	9	2	-	11
MANUFACTURE OF PAPER, PAPER PRODUCTS AND PRINTING.....	38	21	7	1	29
Manufacture of paper and paper products.....	7	2	1	-	3
Publishing and printing services.....	31	19	6	1	26
MANUFACTURE OF CHEMICALS AND CHEMICAL PRODUCTS.....	31	21	8	2	31
Manufacture of basic chemicals, except fertilizers and nitrogen compounds.....	-	-	-	-	-
Manufacture of paints, varnishes and mastics .....	4	1	1	-	2

**NUMBER OF WORKING PROPRIETORS, ACTIVE PARTNERS AND FAMILY WORKERS BY SEX, NATIONALITY  
AND INDUSTRIAL GROUP - PRIVATE 1996/97 (1989 E.F.Y.)**

TABLE 4.17(Contd..)

INDUSTRIAL GROUP	NO. OF ESTAB.	NUMBER OF WORKING PROPRIETORS, ACTIVE PARTNERS AND FAMILY WORKERS			
		ETHIOPIANS		FOREIGNERS	TOTAL
		MALE	FEMALE		
Manufacture of pharmaceuticals, medicinal chemicals and botanical products.....	1	-	-	-	-
Manufacture of soap and detergents cleaning and polishing, perfumes and toilet preparations.....	23	20	7	2	29
Manufacture of chemical products n.e.c. ....	3	-	-	-	-
MANUFACTURE OF RUBBER AND PLASTIC PRODUCTS.....	20	3	1	1	5
Manufacture of rubber products.....	4	2	1	-	3
Manufacture of plastic products.....	16	1	-	1	2
MANUFACTURE OF OTHER NON-METALLIC MINERAL PRODUCTS ...	75	66	32	1	99
Manufacture of glass and glass products.....	2	-	-	-	4
Manufacture of structural clay products .....	3	4	-	-	-
Manufacture of cement, lime and plaster .....	2	-	-	-	-
Manufacture of articles of concrete, cement and plaster .....	63	61	31	-	92
Manufacture of non-metallic mineral products n.e.c..	5	1	1	1	3
MANUFACTURE OF BASIC IRON AND STEEL.....	2	-	-	1	1
Manufacture of basic iron and steel.....	2	-	-	1	1
MANUFACTURE OF FABRICATED METAL PRODUCTS EXCEPT MACHINERY AND EQUIPMENT .....	40	45	8	1	54
Manufacture of structural metal products, tanks, reservoirs and containers of metal .....	32	39	7	1	47
Manufacture of cutlery, hand tools and general hardware .....	1	-	-	-	-
Manufacture of other fabricated metal products .....	7	6	1	-	7
MANUFACTURE OF MACHINERY AND EQUIPMENT N.E.C. ....	14	13	2	-	15
Manufacture of pumps, compressors, taps and valves..	-	-	-	-	3
Manufacture of ovens, furnaces and furnace burners..	4	3	-	-	5
Manufacture of other general purpose machinery.....	4	5	-	-	-
Manufacture of machinery for food and beverage processing .....	6	5	2	-	7
Manufacture of accumulators, primary cells and and primary batteries .....	-	-	-	-	-
MANUFACTURE OF MOTOR VEHICLES, TRAILERS & SEMI-TRAILERS	11	8	1	-	9
Manufacture of bodies for motor vehicles.....	10	8	1	-	9
Manufacture of parts and accessories for motor vehicles and their engines.....	1	-	-	-	-
MANUFACTURE OF FURNITURE; MANUFACTURING N.E.C. ....	105	177	42	4	223
Manufacture of furniture; manufacturing n.e.c.....	105	177	42	4	223
<b>T O T A L</b>	<b>580</b>	<b>598</b>	<b>184</b>	<b>19</b>	<b>801</b>

**BASIC WAGES AND SALARIES, COMMISSION, BONUSES, ALLOWANCES, FOOD AND LODGING AND SUPPLEMENTS  
TO WAGES AND SALARIES BY INDUSTRIAL GROUP - PUBLIC AND PRIVATE  
1996/97 (1989 E.F.Y.)**

TABLE 4.18

( IN '000 BIRR )

INDUSTRIAL GROUP	NO. OF ESTAB.	WAGES AND SALARIES				SUPPLEMENTS TO WAGES AND SALARIES
		BASIC WAGES & SALARIES	COMMISSION BONUSES AND ALLOWANCES	FOOD AND LODGING	TOTAL	
MANUFACTURE OF FOOD PRODUCTS AND BEVERAGES.....	198	127,041	11,295	9,199	147,535	6,852
Production, processing and preserving of meat, fruit and vegetables .....	10	9,627	373	267	10,266	650
Manufacture of vegetable and animal oils and fats...	25	4,951	185	175	5,311	285
Manufacture of dairy products .....	1	863	-	6	869	62
Manufacture of grain mill products .....	26	14,400	1,081	624	16,105	798
Manufacture of prepared animal feeds .....	4	603	41	61	705	43
Manufacture of bakery products .....	87	9,005	417	744	10,166	225
Manufacture of sugar and sugar confectionery .....	7	38,133	3,108	4,244	45,485	1,903
Manufacture of macaroni and spaghetti.....	3	1,831	134	48	2,013	135
Manufacture of food products n.e.c. ....	8	2,819	83	149	3,051	89
Distilling, rectifying and blending of spirits .....	11	5,080	510	212	5,802	304
Manufacture of wines .....	3	3,756	179	220	4,154	256
Manufacture of malt liquors and malt .....	5	19,356	2,807	948	23,111	1,145
Manufacture of soft drinks & production of mineral waters .....	8	16,617	2,378	1,501	20,496	957
MANUFACTURE OF TOBACCO PRODUCTS .....	1	7,410	4,237	509	12,156	407
Manufacture of tobacco products.....	1	7,410	4,237	509	12,156	407
MANUFACTURE OF TEXTILES .....	34	96,376	2,711	3,460	102,548	6,046
Spinning, weaving and finishing of textiles .....	22	84,746	2,173	3,137	90,056	5,317
Manufacture of cordage, rope, twine and netting ....	2	10,958	537	322	11,817	729
Knitting mills .....	10	673	1	1	675	-
MANUFACTURE OF WEARING APPAREL, EXCEPT FUR APPAREL....	26	13,991	377	474	14,842	821
Manufacture of wearing apparel except fur apparel...	26	13,991	377	474	14,842	821
TANNING AND DRESSING OF LEATHER; MANUFACTURE OF FOOTWEAR, LUGGAGE AND HANDBAGS .....	61	43,272	3,031	1,596	47,899	1,906
Tanning and dressing of leather, luggage and handbags	11	25,537	1,967	1,360	28,864	1,295
Manufacture of footwear.....	50	17,734	1,064	237	19,035	611
MANUFACTURE OF WOOD AND OF PRODUCTS OF WOOD AND CORK, EXCEPT FURNITURE .....	23	7,906	502	394	8,803	1,030
Manufacture of wood and of products of wood and cork, except furniture.....	23	7,906	502	394	8,803	1,030
MANUFACTURE OF PAPER, PAPER PRODUCTS AND PRINTING.....	46	32,067	1,572	1,429	35,068	1,557
Manufacture of paper and paper products.....	9	8,264	590	851	9,705	451
Publishing and printing services.....	37	23,803	982	578	25,363	1,106
MANUFACTURE OF CHEMICALS AND CHEMICAL PRODUCTS.....	43	18,276	974	1,029	20,278	910
Manufacture of basic chemicals, except fertilizers and nitrogen compounds.....	5	5,916	337	378	6,631	381
Manufacture of paints, varnishes and mastics .....	6	2,478	88	111	2,677	135

**BASIC WAGES AND SALARIES, COMMISSION, BONUSES, ALLOWANCES, FOOD AND LODGING AND SUPPLEMENTS  
TO WAGES AND SALARIES BY INDUSTRIAL GROUP - PUBLIC AND PRIVATE  
1996/97 (1989 E.F.Y.)**

TABLE 4.18(Contd..)

( IN '000 BIRR )

INDUSTRIAL GROUP	NO. OF ESTAB.	WAGES AND SALARIES				SUPPLEMENTS TO WAGES AND SALARIES
		BASIC WAGES & SALARIES	COMMISSION BONUSES AND ALLOWANCES	FOOD AND LODGING	TOTAL	
and botanical products.....	3	3,434	219	219	3,873	170
Manufacture of soap and detergents cleaning and polishing, perfumes and toilet preparations.....	25	5,763	329	243	6,335	189
Manufacture of chemical products n.e.c. ....	4	685	-	78	763	35
<b>MANUFACTURE OF RUBBER AND PLASTIC PRODUCTS.....</b>	<b>23</b>	<b>17,256</b>	<b>368</b>	<b>1,067</b>	<b>18,692</b>	<b>785</b>
Manufacture of rubber products.....	5	9,179	55	406	9,640	476
Manufacture of plastic products.....	18	8,077	314	662	9,052	309
<b>MANUFACTURE OF OTHER NON-METALLIC MINERAL PRODUCTS ...</b>	<b>97</b>	<b>30,055</b>	<b>5,509</b>	<b>1,381</b>	<b>36,944</b>	<b>1,529</b>
Manufacture of glass and glass products.....	3	2,226	196	144	2,566	202
Manufacture of structural clay products .....	5	2,264	-	23	2,288	73
Manufacture of cement, lime and plaster .....	7	10,509	4,493	594	15,595	644
Manufacture of articles of concrete, cement and plaster .....	73	8,488	399	176	9,063	264
Manufacture of non-metallic mineral products n.e.c..	9	6,568	421	444	7,432	347
<b>MANUFACTURE OF BASIC IRON AND STEEL.....</b>	<b>5</b>	<b>7,941</b>	<b>752</b>	<b>530</b>	<b>9,223</b>	<b>534</b>
Manufacture of basic iron and steel.....	5	7,941	752	530	9,223	534
<b>MANUFACTURE OF FABRICATED METAL PRODUCTS EXCEPT MACHINERY AND EQUIPMENT .....</b>	<b>45</b>	<b>9,934</b>	<b>565</b>	<b>492</b>	<b>10,991</b>	<b>501</b>
Manufacture of structural metal products, tanks, reservoirs and containers of metal .....	32	2,250	38	42	2,331	2
Manufacture of cutlery, hand tools and general hardware .....	3	2,372	10	170	2,552	174
Manufacture of other fabricated metal products .....	10	5,311	517	281	6,108	326
<b>MANUFACTURE OF MACHINERY AND EQUIPMENT N.E.C. ....</b>	<b>16</b>	<b>2,409</b>	<b>33</b>	<b>97</b>	<b>2,540</b>	<b>88</b>
Manufacture of pumps, compressors, taps and valves..	1	973	12	68	1,053	46
Manufacture of ovens, furnaces and furnace burners..	4	171	4	1	176	-
Manufacture of other general purpose machinery.....	4	239	-	-	239	-
Manufacture of machinery for food and beverage processing .....	6	565	2	5	571	3
Manufacture of accumulators, primary cells and and primary batteries .....	1	461	16	23	500	38
<b>MANUFACTURE OF MOTOR VEHICLES, TRAILERS &amp; SEMI-TRAILERS</b>	<b>13</b>	<b>5,409</b>	<b>916</b>	<b>843</b>	<b>7,168</b>	<b>711</b>
Manufacture of bodies for motor vehicles.....	12	5,350	916	842	7,108	711
Manufacture of parts and accessories for motor vehicles and their engines.....	1	59	-	1	60	-
<b>MANUFACTURE OF FURNITURE; MANUFACTURING N.E.C. ....</b>	<b>110</b>	<b>14,058</b>	<b>363</b>	<b>524</b>	<b>14,945</b>	<b>349</b>
Manufacture of furniture; manufacturing n.e.c.....	110	14,058	363	524	14,945	349
<b>T O T A L</b>	<b>741</b>	<b>433,400</b>	<b>33,207</b>	<b>23,024</b>	<b>489,631</b>	<b>24,027</b>

**BASIC WAGES AND SALARIES OF PRODUCTION WORKERS AND SEASONAL AND TEMPORARY WORKERS BY SEX,  
NATIONALITY AND INDUSTRIAL GROUP - PUBLIC AND PRIVATE 1996/97 (1989 E.F.Y.)**

TABLE 4.19

( IN '000 BIRR )

INDUSTRIAL GROUP	NO. OF ESTAB.	WAGES AND SALARIES OF PRODUCTION WORKERS				SALARY OF PAID APPARENTECES			WAGES AND SALARIES OF SEASONAL AND TEMPORARY WORKERS
		ETHIOPIANS		FOREIGNERS	TOTAL	MALE	FEMALE	TOTAL	
		MALE	FEMALE						
MANUFACTURE OF FOOD PRODUCTS AND BEVERAGES.....	198	29,239	10,936	-	40,175	122	73	195	11,094
Production, processing and preserving of meat, fruit and vegetables .....	10	1,906	1,290	-	3,196	-	-	-	572
Manufacture of vegetable and animal oils and fats...	25	1,602	130	-	1,731	-	-	-	653
Manufacture of dairy products .....	1	46	29	-	74	-	-	-	-
Manufacture of grain mill products .....	26	4,623	674	-	5,297	2	-	2	852
Manufacture of prepared animal feeds .....	4	178	62	-	240	-	-	-	3
Manufacture of bakery products .....	87	4,037	1,269	-	5,307	3	1	3	533
Manufacture of sugar and sugar confectionery .....	7	5,209	689	-	5,898	-	-	-	5,531
Manufacture of macaroni and spaghetti.....	3	678	721	-	1,399	-	-	-	62
Manufacture of food products n.e.c. ....	8	888	139	-	1,027	-	-	-	856
Distilling, rectifying and blending of spirits .....	11	1,489	1,118	-	2,607	-	-	-	186
Manufacture of wines .....	3	876	550	-	1,426	-	-	-	33
Manufacture of malt liquors and malt .....	5	5,016	1,541	-	6,557	-	-	-	806
Manufacture of soft drinks & production of mineral waters .....	8	2,692	2,723	-	5,415	117	73	189	1,007
MANUFACTURE OF TOBACCO PRODUCTS .....	1	2,235	1,618	-	3,854	-	-	-	22
Manufacture of tobacco products.....	1	2,235	1,618	-	3,854	-	-	-	22
MANUFACTURE OF TEXTILES .....	34	35,246	32,533	-	67,779	-	-	-	2,708
Spinning, weaving and finishing of textiles .....	22	29,959	29,476	-	59,436	-	-	-	2,590
Manufacture of cordage, rope, twine and netting ....	2	5,103	2,775	-	7,877	-	-	-	34
Knitting mills .....	10	184	282	-	466	-	-	-	84
MANUFACTURE OF WEARING APPAREL, EXCEPT FUR APPAREL....	26	2,694	7,662	-	10,356	3	2	5	343
Manufacture of wearing apparel except fur apparel...	26	2,694	7,662	-	10,356	3	2	5	343
TANNING AND DRESSING OF LEATHER; MANUFACTURE OF FOOTWEAR, LUGGAGE AND HANDBAGS .....	61	15,520	7,372	-	22,892	5	1	7	2,644
Tanning and dressing of leather, luggage and handbags	11	9,436	2,125	-	11,562	-	-	-	1,427
Manufacture of footwear.....	50	6,084	5,246	-	11,330	5	1	7	1,217
MANUFACTURE OF WOOD AND OF PRODUCTS OF WOOD AND CORK, EXCEPT FURNITURE .....	23	3,320	829	-	4,149	3	-	3	791
Manufacture of wood and of products of wood and cork, except furniture.....	23	3,320	829	-	4,149	3	-	3	791
MANUFACTURE OF PAPER, PAPER PRODUCTS AND PRINTING.....	46	13,130	6,529	-	19,660	6	4	10	657
Manufacture of paper and paper products.....	9	3,938	1,313	-	5,251	-	-	-	157
Publishing and printing services.....	37	9,192	5,217	-	14,409	6	4	10	500
MANUFACTURE OF CHEMICALS AND CHEMICAL PRODUCTS.....	43	5,973	2,464	-	8,438	-	-	-	1,440
Manufacture of basic chemicals, except fertilizers and nitrogen compounds.....	5	2,047	105	-	2,152	-	-	-	659
Manufacture of paints, varnishes and mastics .....	6	859	81	-	940	-	-	-	21

**BASIC WAGES AND SALARIES OF PRODUCTION WORKERS AND SEASONAL AND TEMPORARY WORKERS BY SEX,  
NATIONALITY AND INDUSTRIAL GROUP - PUBLIC AND PRIVATE 1996/97 (1989 E.F.Y.)**

TABLE 4.19(Contd..)

( IN '000 BIRR )

INDUSTRIAL GROUP	NO. OF ESTAB.	WAGES AND SALARIES OF PRODUCTION WORKERS				SALARY OF PAID APPARENTECES			WAGES AND SALARIES OF SEASONAL AND TEMPORARY WORKERS
		ETHIOPIANS		FOREIGNERS	TOTAL	MALE	FEMALE	TOTAL	
		MALE	FEMALE						
and botanical products.....	3	982	1,313	-	2,295	-	-	-	84
Manufacture of soap and detergents cleaning and polishing, perfumes and toilet preparations.....	25	1,844	762	-	2,606	-	-	-	606
Manufacture of chemical products n.e.c. ....	4	241	203	-	444	-	-	-	69
MANUFACTURE OF RUBBER AND PLASTIC PRODCUCTS.....	23	6,718	1,256	2	7,977	-	-	-	483
Manufacture of rubber products.....	5	4,299	158	-	4,457	-	-	-	-
Manufacture of plastic products.....	18	2,419	1,098	2	3,519	-	-	-	483
MANUFACTURE OF OTHER NON-METALLIC MINERAL PRODUCTS ...	97	11,250	1,620	-	12,870	20	4	24	4,641
Manufacture of glass and glass products.....	3	757	370	-	1,127	20	4	24	171
Manufacture of structural clay products .....	5	826	201	-	1,027	-	-	-	354
Manufacture of cement, lime and plaster .....	7	3,570	116	-	3,686	-	-	-	1,264
Manufacture of articles of concrete, cement and plaster .....	73	2,964	299	-	3,263	-	-	-	2,185
Manufacture of non-metallic mineral products n.e.c..	9	3,132	634	-	3,766	-	-	-	668
MANUFACTURE OF BASIC IRON AND STEEL.....	5	3,966	139	-	4,105	-	-	-	156
Manufacture of basic iron and steel.....	5	3,966	139	-	4,105	-	-	-	156
MANUFACTURE OF FABRICATED METAL PRODUCTS EXCEPT MACHINERY AND EQUIPMENT .....	45	5,473	584	-	6,057	34	-	34	249
Manufacture of structural metal products, tanks, reservoirs and containers of metal .....	32	1,601	16	-	1,617	34	-	34	142
Manufacture of cutlery, hand tools and general hardware .....	3	1,293	188	-	1,480	-	-	-	23
Manufacture of other fabricated metal products .....	10	2,580	380	-	2,960	-	-	-	84
MANUFACTURE OF MACHINERY AND EQUIPMENT N.E.C. ....	16	1,161	71	-	1,232	6	-	6	63
Manufacture of pumps, compressors, taps and valves..	1	373	47	-	421	-	-	-	-
Manufacture of ovens, furnaces and furnace burners..	4	95	8	-	104	-	-	-	-
Manufacture of other general purpose machinery.....	4	151	7	-	159	-	-	-	7
Manufacture of machinery for food and beverage processing .....	6	411	5	-	416	6	-	6	44
Manufacture of accumulators, primary cells and and primary batteries .....	1	130	3	-	133	-	-	-	12
MANUFACTURE OF MOTOR VEHICLES, TRAILERS & SEMI-TRAILERS	13	2,816	186	48	3,050	3	-	3	127
Manufacture of bodies for motor vehicles.....	12	2,774	186	48	3,008	-	-	-	127
Manufacture of parts and accessories for motor vehicles and their engines.....	1	42	-	-	42	3	-	3	-
MANUFACTURE OF FURNITURE; MANUFACTURING N.E.C. ....	110	8,296	522	31	8,849	265	25	290	892
Manufacture of furniture; manufacturing n.e.c.....	110	8,296	522	31	8,849	265	25	290	892
<b>T O T A L</b>	<b>741</b>	<b>147,038</b>	<b>74,321</b>	<b>81</b>	<b>221,440</b>	<b>467</b>	<b>109</b>	<b>576</b>	<b>26,311</b>

**BASIC WAGES AND SALARIES OF ADMINISTRATIVE, TECHNICAL, CLERICAL AND OFFICE WORKERS  
BY SEX, NATIONALITY AND INDUSTRIAL GROUP - PUBLIC AND PRIVATE  
1996/97 (1989 E.F.Y.)**

TABLE 4.20

( IN '000 BIRR )

INDUSTRIAL GROUP	NO. OF ESTAB.	WAGES AND SALARIES OF ADMINISTRATIVE, TECHNICAL, CLERICAL AND OFFICE WORKERS			
		ETHIOPIANS		FOREIGNERS	TOTAL
		MALE	FEMALE		
MANUFACTURE OF FOOD PRODUCTS AND BEVERAGES.....	169	61,971	13,605	-	75,577
Production, processing and preserving of meat, fruit and vegetables .....	7	4,945	915	-	5,859
Manufacture of vegetable and animal oils and fats....	22	2,083	484	-	2,567
Manufacture of dairy products .....	1	643	146	-	789
Manufacture of grain mill products .....	26	6,259	1,989	-	8,248
Manufacture of prepared animal feeds .....	4	303	57	-	360
Manufacture of bakery products .....	72	2,037	1,125	-	3,162
Manufacture of sugar and sugar confectionery .....	6	25,265	1,438	-	26,704
Manufacture of macaroni and spaghetti.....	2	252	119	-	370
Manufacture of food products n.e.c. ....	8	744	192	-	936
Distilling, rectifying and blending of spirits .....	8	1,425	863	-	2,287
Manufacture of wines .....	1	735	1,561	-	2,296
Manufacture of malt liquors and malt .....	5	9,302	2,691	-	11,993
Manufacture of soft drinks & production of mineral waters .....	7	7,980	2,026	-	10,005
MANUFACTURE OF TOBACCO PRODUCTS .....	1	2,474	1,060	-	3,535
Manufacture of tobacco products.....	1	2,474	1,060	-	3,535
MANUFACTURE OF TEXTILES .....	30	19,755	6,104	30	25,889
Spinning, weaving and finishing of textiles .....	21	17,594	5,126	-	22,720
Manufacture of cordage, rope, twine and netting .....	2	2,106	941	-	3,047
Knitting mills .....	7	56	38	30	123
MANUFACTURE OF WEARING APPAREL, EXCEPT FUR APPAREL.....	23	2,104	1,183	-	3,286
Manufacture of wearing apparel except fur apparel....	23	2,104	1,183	-	3,286
TANNING AND DRESSING OF LEATHER; MANUFACTURE OF FOOTWEAR, LUGGAGE AND HANDBAGS .....	53	13,690	3,967	73	17,730
Tanning and dressing of leather, luggage and handbags .....	11	9,929	2,548	73	12,549
Manufacture of footwear.....	42	3,762	1,419	-	5,181
MANUFACTURE OF WOOD AND OF PRODUCTS OF WOOD AND CORK, EXCEPT FURNITURE .....	23	2,477	462	24	2,964
Manufacture of wood and of products of wood and cork, except furniture.....	23	2,477	462	24	2,964
MANUFACTURE OF PAPER, PAPER PRODUCTS AND PRINTING.....	45	7,083	4,548	109	11,740
Manufacture of paper and paper products.....	9	1,959	897	-	2,856
Publishing and printing services.....	36	5,124	3,651	109	8,884
MANUFACTURE OF CHEMICALS AND CHEMICAL PRODUCTS.....	36	6,569	1,829	-	8,398
Manufacture of basic chemicals, except fertilizers and nitrogen compounds.....	4	2,652	452	-	3,105
Manufacture of paints, varnishes and mastics .....	6	1,064	453	-	1,516

**BASIC WAGES AND SALARIES OF ADMINISTRATIVE, TECHNICAL, CLERICAL AND OFFICE WORKERS  
BY SEX, NATIONALITY AND INDUSTRIAL GROUP - PUBLIC AND PRIVATE  
1996/97 (1989 E.F.Y.)**

TABLE 4.20(Contd..)

( IN '000 BIRR )

INDUSTRIAL GROUP	NO. OF ESTAB.	WAGES AND SALARIES OF ADMINISTRATIVE, TECHNICAL, CLERICAL AND OFFICE WORKERS			
		ETHIOPIANS		FOREIGNERS	TOTAL
		MALE	FEMALE		
Manufacture of pharmaceuticals, medicinal chemicals and botanical products.....	2	726	330	-	1,056
Manufacture of soap and detergents cleaning and polishing, perfumes and toilet preparations.....	21	2,004	546	-	2,551
Manufacture of chemical products n.e.c. ....	3	123	48	-	171
MANUFACTURE OF RUBBER AND PLASTIC PRODUCTS.....	23	6,732	2,028	36	8,796
Manufacture of rubber products.....	5	3,823	899	-	4,722
Manufacture of plastic products.....	18	2,909	1,129	36	4,074
MANUFACTURE OF OTHER NON-METALLIC MINERAL PRODUCTS ....	71	9,956	2,546	18	12,520
Manufacture of glass and glass products.....	2	619	284	-	904
Manufacture of structural clay products .....	4	762	121	-	884
Manufacture of cement, lime and plaster .....	6	4,535	1,025	-	5,559
Manufacture of articles of concrete, cement and plaster .....	52	2,410	629	-	3,040
Manufacture of non-metallic mineral products n.e.c....	7	1,629	486	18	2,134
MANUFACTURE OF BASIC IRON AND STEEL.....	5	3,104	576	-	3,680
Manufacture of basic iron and steel.....	5	3,104	576	-	3,680
MANUFACTURE OF FABRICATED METAL PRODUCTS EXCEPT MACHINERY AND EQUIPMENT .....	36	2,488	959	147	3,594
Manufacture of structural metal products, tanks, reservoirs and containers of metal .....	25	223	119	115	457
Manufacture of cutlery, hand tools and general hardware .....	3	601	269	-	869
Manufacture of other fabricated metal products .....	8	1,664	571	32	2,267
MANUFACTURE OF MACHINERY AND EQUIPMENT N.E.C. ....	14	863	234	11	1,108
Manufacture of pumps, compressors, taps and valves...	1	459	93	-	552
Manufacture of ovens, furnaces and furnace burners...	4	48	9	11	68
Manufacture of other general purpose machinery.....	2	47	26	-	74
Manufacture of machinery for food and beverage processing .....	6	73	25	-	98
Manufacture of accumulators, primary cells and and primary batteries .....	1	236	80	-	316
MANUFACTURE OF MOTOR VEHICLES, TRAILERS & SEMI-TRAILERS.	10	1,335	576	318	2,229
Manufacture of bodies for motor vehicles.....	9	1,326	572	318	2,216
Manufacture of parts and accessories for motor vehicles and their engines.....	1	9	4	-	13
MANUFACTURE OF FURNITURE; MANUFACTURING N.E.C. ....	98	2,891	1,009	127	4,027
Manufacture of furniture; manufacturing n.e.c.....	98	2,891	1,009	127	4,027
<b>T O T A L</b>	<b>637</b>	<b>143,495</b>	<b>40,686</b>	<b>892</b>	<b>185,073</b>

**NUMBER OF ESTABLISHMENTS AND NUMBER OF PERSONS ENGAGED BY SIZE OF PERSONS ENGAGED  
AND INDUSTRIAL GROUP-PUBLIC AND PRIVATE 1996/97 (1989 E.F.Y.)**

TABLE 4.21

INDUSTRIAL GROUP	NO. OF ESTABLISHMENTS BY SIZE OF PERSONS ENGAGED				NO. OF PERSONS ENGAGED BY SIZE GROUP			
	10 - 19	20 - 49	50 AND OVER	TOTAL	10 - 19	20 - 49	50 AND OVER	TOTAL
MANUFACTURE OF FOOD PRODUCTS AND BEVERAGES.....	83	36	79	198	1,115	1,016	21,883	24,014
Production, processing and preserving of meat, fruit and vegetables .....	-	-	10	10	-	-	2,918	2,918
Manufacture of vegetable and animal oils and fats...	14	3	8	25	195	91	994	1,280
Manufacture of dairy products .....	-	-	1	1	-	-	265	265
Manufacture of grain mill products .....	7	5	14	26	93	161	2,570	2,824
Manufacture of prepared animal feeds .....	2	-	2	4	23	-	195	218
Manufacture of bakery products .....	52	21	14	87	715	520	1,632	2,867
Manufacture of sugar and sugar confectionery .....	3	2	2	7	38	73	4,736	4,847
Manufacture of macaroni and spaghetti.....	-	-	3	3	-	-	354	354
Manufacture of food products n.e.c. ....	3	-	5	8	35	-	804	839
Distilling, rectifying and blending of spirits .....	2	5	4	11	16	171	681	868
Manufacture of wines .....	-	-	3	3	-	-	682	682
Manufacture of malt liquors and malt .....	-	-	5	5	-	-	2,725	2,725
Manufacture of soft drinks & production of mineral waters .....	-	-	8	8	-	-	3,327	3,327
MANUFACTURE OF TOBACCO PRODUCTS .....	-	-	1	1	-	-	953	953
Manufacture of tobacco products.....	-	-	1	1	-	-	953	953
MANUFACTURE OF TEXTILES .....	6	7	21	34	90	237	26,912	27,239
Spinning, weaving and finishing of textiles .....	2	3	17	22	36	104	24,055	24,195
Manufacture of cordage, rope, twine and netting ....	-	-	2	2	-	-	2,750	2,750
Knitting mills .....	4	4	2	10	54	133	107	294
MANUFACTURE OF WEARING APPAREL, EXCEPT FUR APPAREL....	9	7	10	26	118	188	4,301	4,607
Manufacture of wearing apparel except fur apparel....	9	7	10	26	118	188	4,301	4,607
TANNING AND DRESSING OF LEATHER; MANUFACTURE OF FOOTWEAR, LUGGAGE AND HANDBAGS .....	21	17	23	61	266	461	7,508	8,235
Tanning and dressing of leather, luggage and handbags	-	-	11	11	-	-	3,971	3,971
Manufacture of footwear.....	21	17	12	50	266	461	3,537	4,264
MANUFACTURE OF WOOD AND OF PRODUCTS OF WOOD AND CORK, EXCEPT FURNITURE .....	6	6	11	23	77	197	1,644	1,918
Manufacture of wood and of products of wood and cork, except furniture.....	6	6	11	23	77	197	1,644	1,918
MANUFACTURE OF PAPER, PAPER PRODUCTS AND PRINTING....	19	8	19	46	288	226	4,618	5,132
Manufacture of paper and paper products.....	3	1	5	9	47	22	1,396	1,465
Publishing and printing services.....	16	7	14	37	241	204	3,222	3,667
MANUFACTURE OF CHEMICALS AND CHEMICAL PRODUCTS.....	13	11	19	43	167	319	3,228	3,714
Manufacture of basic chemicals, except fertilizers and nitrogen compounds.....	-	-	5	5	-	-	1,119	1,119
Manufacture of paints, varnishes and mastics .....	2	1	3	6	24	38	359	421

NUMBER OF ESTABLISHMENTS AND NUMBER OF PERSONS ENGAGED BY SIZE OF PERSONS ENGAGED  
AND INDUSTRIAL GROUP-PUBLIC AND PRIVATE 1996/97 (1989 E.F.Y.)

TABLE 4.21(Contd..)

INDUSTRIAL GROUP	NO. OF ESTABLISHMENTS BY SIZE OF PERSONS ENGAGED				NO. OF PERSONS ENGAGED BY SIZE GROUP			
	10 - 19	20 - 49	50 AND OVER	TOTAL	10 - 19	20 - 49	50 AND OVER	TOTAL
Manufacture of pharmaceuticals, medicinal chemicals and botanical products.....	-	1	2	3	-	27	457	484
Manufacture of soap and detergents cleaning and polishing, perfumes and toilet preparations.....	9	9	7	25	114	254	1,111	1,479
Manufacture of chemical products n.e.c. ....	2	-	2	4	29	-	182	211
MANUFACTURE OF RUBBER AND PLASTIC PRODUCTS.....	4	11	8	23	62	334	2,025	2,421
Manufacture of rubber products.....	1	2	2	5	18	77	864	959
Manufacture of plastic products.....	3	9	6	18	44	257	1,161	1,462
MANUFACTURE OF OTHER NON-METALLIC MINERAL PRODUCTS ...	49	20	28	97	590	559	5,604	6,753
Manufacture of glass and glass products.....	-	-	3	3	-	-	572	572
Manufacture of structural clay products .....	1	1	3	5	13	30	361	404
Manufacture of cement, lime and plaster .....	2	1	4	7	24	44	1,834	1,902
Manufacture of articles of concrete, cement and plaster .....	43	18	12	73	531	485	1,543	2,559
Manufacture of non-metallic mineral products n.e.c..	3	-	6	9	22	-	1,294	1,316
MANUFACTURE OF BASIC IRON AND STEEL.....	1	1	3	5	10	44	1,079	1,133
Manufacture of basic iron and steel.....	1	1	3	5	10	44	1,079	1,133
MANUFACTURE OF FABRICATED METAL PRODUCTS EXCEPT MACHINERY AND EQUIPMENT .....	27	10	8	45	314	256	1,345	1,915
Manufacture of structural metal products, tanks, reservoirs and containers of metal .....	24	6	2	32	284	163	138	585
Manufacture of cutlery, hand tools and general hardware .....	-	1	2	3	-	30	426	456
Manufacture of other fabricated metal products .....	3	3	4	10	30	63	781	874
MANUFACTURE OF MACHINERY AND EQUIPMENT N.E.C. ....	5	7	4	16	62	191	284	537
Manufacture of pumps, compressors, taps and valves..	-	-	1	1	-	-	140	140
Manufacture of ovens, furnaces and furnace burners..	3	1	-	4	37	20	-	57
Manufacture of other general purpose machinery.....	2	-	2	4	25	-	54	79
Manufacture of machinery for food and beverage processing .....	-	6	-	6	-	171	-	171
Manufacture of accumulators, primary cells and and primary batteries .....	-	-	1	1	-	-	90	90
MANUFACTURE OF MOTOR VEHICLES, TRAILERS & SEMI-TRAILERS	3	3	7	13	48	58	715	821
Manufacture of bodies for motor vehicles.....	2	3	7	12	31	58	715	804
Manufacture of parts and accessories for motor vehicles and their engines.....	1	-	-	1	17	-	-	17
MANUFACTURE OF FURNITURE; MANUFACTURING N.E.C. ....	55	41	14	110	772	1,082	1,920	3,774
Manufacture of furniture; manufacturing n.e.c.....	55	41	14	110	772	1,082	1,920	3,774
T O T A L	301	185	255	741	3,979	5,168	84,019	93,166

NUMBER OF ESTABLISHMENTS AND NUMBER OF PERSONS ENGAGED BY SIZE OF PERSONS ENGAGED  
AND INDUSTRIAL GROUP - PUBLIC 1996/97 (1989 E.F.Y.)

TABLE 4.22

INDUSTRIAL GROUP	NO. OF ESTABLISHMENTS BY SIZE OF PERSONS ENGAGED				NO. OF PERSONS ENGAGED BY SIZE GROUP			
	10 - 19	20 - 49	50 AND OVER	TOTAL	10 - 19	20 - 49	50 AND OVER	TOTAL
MANUFACTURE OF FOOD PRODUCTS AND BEVERAGES.....	-	2	53	55	-	92	17,676	17,768
Production, processing and preserving of meat, fruit and vegetables .....	-	-	10	10	-	-	2,918	2,918
Manufacture of vegetable and animal oils and fats.....	-	1	5	6	-	49	725	774
Manufacture of dairy products .....	-	-	1	1	-	-	265	265
Manufacture of grain mill products .....	-	-	9	9	-	-	1,857	1,857
Manufacture of prepared animal feeds .....	-	-	2	2	-	-	195	195
Manufacture of bakery products .....	-	-	5	5	-	-	1,121	1,121
Manufacture of sugar and sugar confectionery .....	-	1	2	3	-	43	4,736	4,779
Manufacture of macaroni and spaghetti.....	-	-	2	2	-	-	280	280
Manufacture of food products n.e.c. ....	-	-	3	3	-	-	536	536
Distilling, rectifying and blending of spirits .....	-	-	4	4	-	-	681	681
Manufacture of wines .....	-	-	3	3	-	-	682	682
Manufacture of malt liquors and malt .....	-	-	5	5	-	-	2,725	2,725
Manufacture of soft drinks & production of mineral waters .....	-	-	2	2	-	-	955	955
Manufacture of tobacco products .....	-	-	1	1	-	-	953	953
Manufacture of tobacco products.....	-	-	1	1	-	-	953	953
MANUFACTURE OF TEXTILES .....	-	1	18	19	-	38	26,687	26,725
Spinning, weaving and finishing of textiles .....	-	1	16	17	-	38	23,937	23,975
Manufacture of cordage, rope, twine and netting .....	-	-	2	2	-	-	2,750	2,750
Knitting mills .....	-	-	-	-	-	-	-	-
MANUFACTURE OF WEARING APPAREL, EXCEPT FUR APPAREL....	-	-	5	5	-	-	3,214	3,214
Manufacture of wearing apparel except fur apparel....	-	-	5	5	-	-	3,214	3,214
TANNING AND DRESSING OF LEATHER; MANUFACTURE OF FOOTWEAR, LUGGAGE AND HANDBAGS .....	-	-	9	9	-	-	6,016	6,016
Tanning and dressing of leather, luggage and handbags .....	-	-	6	6	-	-	3,359	3,359
Manufacture of footwear.....	-	-	3	3	-	-	2,657	2,657
MANUFACTURE OF WOOD AND OF PRODUCTS OF WOOD AND CORK, EXCEPT FURNITURE .....	-	1	9	10	-	47	1,466	1,513
Manufacture of wood and of products of wood and cork, except furniture.....	-	1	9	10	-	47	1,466	1,513
MANUFACTURE OF PAPER, PAPER PRODUCTS AND PRINTING.....	-	-	8	8	-	-	3,800	3,800
Manufacture of paper and paper products.....	-	-	2	2	-	-	1,167	1,167
Publishing and printing services.....	-	-	6	6	-	-	2,633	2,633
MANUFACTURE OF CHEMICALS AND CHEMICAL PRODUCTS.....	-	-	12	12	-	-	2,327	2,327
Manufacture of basic chemicals, except fertilizers and nitrogen compounds.....	-	-	5	5	-	-	1,119	1,119
Manufacture of paints, varnishes and mastics .....	-	-	2	2	-	-	244	244

**NUMBER OF ESTABLISHMENTS AND NUMBER OF PERSONS ENGAGED BY SIZE OF PERSONS ENGAGED  
AND INDUSTRIAL GROUP - PUBLIC 1996/97 (1989 E.F.Y.)**

TABLE 4.22(Contd..)

INDUSTRIAL GROUP	NO. OF ESTABLISHMENTS BY SIZE OF PERSONS ENGAGED				NO. OF PERSONS ENGAGED BY SIZE GROUP			
	10 - 19	20 - 49	50 AND OVER	TOTAL	10 - 19	20 - 49	50 AND OVER	TOTAL
Manufacture of pharmaceuticals, medicinal chemicals and botanical products.....	-	-	2	2	-	-	457	457
Manufacture of soap and detergents cleaning and polishing, perfumes and toilet preparations.....	-	-	2	2	-	-	441	441
Manufacture of chemical products n.e.c. ....	-	-	1	1	-	-	66	66
<b>MANUFACTURE OF RUBBER AND PLASTIC PRODUCTS.....</b>	-	-	3	3	-	-	1,513	1,513
Manufacture of rubber products.....	-	-	1	1	-	-	802	802
Manufacture of plastic products.....	-	-	2	2	-	-	711	711
<b>MANUFACTURE OF OTHER NON-METALLIC MINERAL PRODUCTS ...</b>	3	1	18	22	31	44	4,570	4,645
Manufacture of glass and glass products.....	-	-	1	1	-	-	397	397
Manufacture of structural clay products .....	-	-	2	2	-	-	308	308
Manufacture of cement, lime and plaster .....	-	1	4	5	-	44	1,834	1,878
Manufacture of articles of concrete, cement and plaster .....	3	-	7	10	31	-	1,074	1,105
Manufacture of non-metallic mineral products n.e.c..	-	-	4	4	-	-	957	957
<b>MANUFACTURE OF BASIC IRON AND STEEL.....</b>	-	-	3	3	-	-	1,079	1,079
Manufacture of basic iron and steel.....	-	-	3	3	-	-	1,079	1,079
<b>MANUFACTURE OF FABRICATED METAL PRODUCTS EXCEPT MACHINERY AND EQUIPMENT .....</b>	-	-	5	5	-	-	1,143	1,143
Manufacture of structural metal products, tanks, reservoirs and containers of metal .....	-	-	-	-	-	-	-	-
Manufacture of cutlery, hand tools and general hardware .....	-	-	2	2	-	-	426	426
Manufacture of other fabricated metal products .....	-	-	3	3	-	-	717	717
<b>MANUFACTURE OF MACHINERY AND EQUIPMENT N.E.C. ....</b>	-	-	2	2	-	-	230	230
Manufacture of pumps, compressors, taps and valves..	-	-	1	1	-	-	140	140
Manufacture of ovens, furnaces and furnace burners..	-	-	-	-	-	-	-	-
Manufacture of other general purpose machinery.....	-	-	-	-	-	-	-	-
Manufacture of machinery for food and beverage processing .....	-	-	-	-	-	-	-	-
Manufacture of accumulators, primary cells and and primary batteries .....	-	-	1	1	-	-	90	90
<b>MANUFACTURE OF MOTOR VEHICLES, TRAILERS &amp; SEMI-TRAILERS</b>	-	-	2	2	-	-	299	299
Manufacture of bodies for motor vehicles.....	-	-	2	2	-	-	299	299
Manufacture of parts and accessories for motor vehicles and their engines.....	-	-	-	-	-	-	-	-
<b>MANUFACTURE OF FURNITURE; MANUFACTURING N.E.C. ....</b>	2	1	2	5	28	29	375	432
Manufacture of furniture; manufacturing n.e.c.....	2	1	2	5	28	29	375	432
<b>T O T A L</b>	<b>5</b>	<b>6</b>	<b>150</b>	<b>161</b>	<b>59</b>	<b>250</b>	<b>71,348</b>	<b>71,657</b>

**NUMBER OF ESTABLISHMENTS AND NUMBER OF PERSONS ENGAGED BY SIZE OF PERSONS ENGAGED  
AND INDUSTRIAL GROUP - PRIVATE 1996/97 (1989 E.F.Y.)**

TABLE 4.23

INDUSTRIAL GROUP	NO. OF ESTABLISHMENTS BY SIZE OF PERSONS ENGAGED				NO. OF PERSONS ENGAGED BY SIZE GROUP			
	10 - 19	20 - 49	50 AND OVER	TOTAL	10 - 19	20 - 49	50 AND OVER	TOTAL
MANUFACTURE OF FOOD PRODUCTS AND BEVERAGES.....	83	34	26	143	1,115	924	4,207	6,246
Production, processing and preserving of meat, fruit and vegetables .....	-	-	-	-	-	-	-	-
Manufacture of vegetable and animal oils and fats...	14	2	3	19	195	42	269	506
Manufacture of dairy products .....	-	-	-	-	-	-	-	-
Manufacture of grain mill products .....	7	5	5	17	93	161	713	967
Manufacture of prepared animal feeds .....	2	-	-	2	23	-	-	23
Manufacture of bakery products .....	52	21	9	82	715	520	511	1,746
Manufacture of sugar and sugar confectionery .....	3	1	-	4	38	30	-	68
Manufacture of macaroni and spaghetti.....	-	-	1	1	-	-	74	74
Manufacture of food products n.e.c. ....	3	-	2	5	35	-	268	303
Distilling, rectifying and blending of spirits .....	2	5	-	7	16	171	-	187
Manufacture of wines .....	-	-	-	-	-	-	-	-
Manufacture of malt liquors and malt .....	-	-	-	-	-	-	-	-
Manufacture of soft drinks & production of mineral waters .....	-	-	6	6	-	-	2,372	2,372
MANUFACTURE OF TOBACCO PRODUCTS .....	-	-	-	-	-	-	-	-
Manufacture of tobacco products.....	-	-	-	-	-	-	-	-
MANUFACTURE OF TEXTILES .....	6	6	3	15	90	199	225	514
Spinning, weaving and finishing of textiles .....	2	2	1	5	36	66	118	220
Manufacture of cordage, rope, twine and netting .....	-	-	-	-	-	-	-	-
Knitting mills .....	4	4	2	10	54	133	107	294
MANUFACTURE OF WEARING APPAREL, EXCEPT FUR APPAREL....	9	7	5	21	118	188	1,087	1,393
Manufacture of wearing apparel except fur apparel...	9	7	5	21	118	188	1,087	1,393
TANNING AND DRESSING OF LEATHER; MANUFACTURE OF FOOTWEAR, LUGGAGE AND HANDBAGS .....	21	17	14	52	266	461	1,492	2,219
Tanning and dressing of leather, luggage and handbags	-	-	5	5	-	-	612	612
Manufacture of footwear.....	21	17	9	47	266	461	880	1,607
MANUFACTURE OF WOOD AND OF PRODUCTS OF WOOD AND CORK, EXCEPT FURNITURE .....	6	5	2	13	77	150	178	405
Manufacture of wood and of products of wood and cork, except furniture.....	6	5	2	13	77	150	178	405
MANUFACTURE OF PAPER, PAPER PRODUCTS AND PRINTING.....	19	8	11	38	288	226	818	1,332
Manufacture of paper and paper products.....	3	1	3	7	47	22	229	298
Publishing and printing services.....	16	7	8	31	241	204	589	1,034
MANUFACTURE OF CHEMICALS AND CHEMICAL PRODUCTS.....	13	11	7	31	167	319	901	1,387
Manufacture of basic chemicals, except fertilizers and nitrogen compounds.....	-	-	-	-	-	-	-	-
Manufacture of paints, varnishes and mastics .....	2	1	1	4	24	38	115	177

NUMBER OF ESTABLISHMENTS AND NUMBER OF PERSONS ENGAGED BY SIZE OF PERSONS ENGAGED  
AND INDUSTRIAL GROUP - PRIVATE 1996/97 (1989 E.F.Y.)

TABLE 4.23 (Contd..)

INDUSTRIAL GROUP	NO. OF ESTABLISHMENTS BY SIZE OF PERSONS ENGAGED				NO. OF PERSONS ENGAGED BY SIZE GROUP			
	10 - 19	20 - 49	50 AND OVER	TOTAL	10 - 19	20 - 49	50 AND OVER	TOTAL
Manufacture of pharmaceuticals, medicinal chemicals and botanical products.....	-	1	-	1	-	27	-	27
Manufacture of soap and detergents cleaning and polishing, perfumes and toilet preparations.....	9	9	5	23	114	254	670	1,038
Manufacture of chemical products n.e.c. ....	2	-	1	3	29	-	116	145
MANUFACTURE OF RUBBER AND PLASTIC PRODUCTS.....	4	11	5	20	62	334	512	908
Manufacture of rubber products.....	1	2	1	4	18	77	62	157
Manufacture of plastic products.....	3	9	4	16	44	257	450	751
MANUFACTURE OF OTHER NON-METALLIC MINERAL PRODUCTS ...	46	19	10	75	559	515	1,034	2,108
Manufacture of glass and glass products.....	-	-	2	2	-	-	175	-
Manufacture of structural clay products .....	1	1	1	3	13	30	53	96
Manufacture of cement, lime and plaster .....	2	-	-	2	24	-	-	24
Manufacture of articles of concrete, cement and plaster .....	40	18	5	63	500	485	469	1,454
Manufacture of non-metallic mineral products n.e.c..	3	-	2	5	22	-	337	359
MANUFACTURE OF BASIC IRON AND STEEL.....	1	1	-	2	10	44	-	54
Manufacture of basic iron and steel.....	1	1	-	2	10	44	-	54
MANUFACTURE OF FABRICATED METAL PRODUCTS EXCEPT MACHINERY AND EQUIPMENT .....	27	10	3	40	314	256	202	772
Manufacture of structural metal products, tanks, reservoirs and containers of metal .....	24	6	2	32	284	163	138	585
Manufacture of cutlery, hand tools and general hardware .....	-	1	-	1	-	30	-	30
Manufacture of other fabricated metal products .....	3	3	1	7	30	63	64	157
MANUFACTURE OF MACHINERY AND EQUIPMENT N.E.C. ....	5	7	2	14	62	191	54	307
Manufacture of pumps, compressors, taps and valves..	-	-	-	-	-	-	-	-
Manufacture of ovens, furnaces and furnace burners..	3	1	-	4	37	20	-	57
Manufacture of other general purpose machinery.....	2	-	2	4	25	-	54	79
Manufacture of machinery for food and beverage processing .....	-	6	-	6	-	171	-	171
Manufacture of accumulators, primary cells and and primary batteries .....	-	-	-	-	-	-	-	-
MANUFACTURE OF MOTOR VEHICLES, TRAILERS & SEMI-TRAILERS	3	3	5	11	48	58	416	522
Manufacture of bodies for motor vehicles.....	2	3	5	10	31	58	416	505
Manufacture of parts and accessories for motor vehicles and their engines.....	1	-	-	1	17	-	-	17
MANUFACTURE OF FURNITURE; MANUFACTURING N.E.C. ....	53	40	12	105	744	1,053	1,545	3,342
Manufacture of furniture; manufacturing n.e.c.....	53	40	12	105	744	1,053	1,545	3,342
T O T A L	296	179	105	580	3,920	4,918	12,671	21,509

NUMBER OF ESTABLISHMENTS, GROSS VALUE OF PRODUCTION, INDUSTRIAL COSTS, INDIRECT TAXES NET  
AND CENSUS VALUE ADDED BY INDUSTRIAL GROUP - PUBLIC AND PRIVATE, 1996/97 (1989 E.F.Y.)

(IN '000 BIRR)

TABLE 4.24

INDUSTRIAL GROUP	NO.OF ESTAB.	GROSS VALUE OF PRODUCTION	INDUSTRIAL COSTS	INDIRECT TAXES NET	CENSUS VALUE ADDED	
					AT MARKET PRICE	AT FACTOR COST
MANUFACTURE OF FOOD PRODUCTS AND BEVERAGES.....	198	2,227,632	895,635	532,957	1,331,997	799,040
Production, processing and preserving of meat, fruit and vegetables .....	10	45,502	25,476	4,507	20,026	15,519
Manufacture of vegetable and animal oils and fats...	25	53,069	38,315	4,730	14,754	10,024
Manufacture of dairy products .....	1	11,217	6,464	513	4,752	4,239
Manufacture of grain mill products .....	26	391,151	293,601	22,263	97,551	75,287
Manufacture of prepared animal feeds .....	4	4,074	2,255	168	1,819	1,651
Manufacture of bakery products .....	87	137,510	97,503	7,120	40,007	32,886
Manufacture of sugar and sugar confectionery .....	7	584,258	120,663	113,854	463,595	349,741
Manufacture of macaroni and spaghetti.....	3	45,918	22,451	2,823	23,467	20,644
Manufacture of food products n.e.c. ....	8	78,525	42,961	1,731	35,563	33,833
Distilling, rectifying and blending of spirits .....	11	67,134	15,568	25,412	51,566	26,154
Manufacture of wines .....	3	21,104	7,144	6,622	13,960	7,338
Manufacture of malt liquors and malt .....	5	492,756	123,047	237,052	369,709	132,657
Manufacture of soft drinks & production of mineral waters .....	8	295,414	100,186	106,161	195,228	89,067
MANUFACTURE OF TOBACCO PRODUCTS .....	1	240,371	58,830	109,827	181,541	71,714
Manufacture of tobacco products.....	1	240,371	58,830	109,827	181,541	71,714
MANUFACTURE OF TEXTILES .....	34	669,276	428,892	68,716	240,384	171,668
Spinning, weaving and finishing of textiles .....	22	593,341	386,409	61,448	206,932	145,484
Manufacture of cordage, rope, twine and netting ....	2	70,258	38,926	6,883	31,332	24,449
Knitting mills .....	10	5,676	3,557	384	2,119	1,735
MANUFACTURE OF WEARING APPAREL, EXCEPT FUR APPAREL....	26	58,201	33,616	4,297	24,586	20,288
Manufacture of wearing apparel except fur apparel....	26	58,201	33,616	4,297	24,586	20,288
TANNING AND DRESSING OF LEATHER; MANUFACTURE OF FOOTWEAR, LUGGAGE AND HANDBAGS .....	61	648,357	399,492	35,664	248,865	213,201
Tanning and dressing of leather, luggage and handbags	11	483,364	301,634	19,834	181,730	161,897
Manufacture of footwear.....	50	164,993	97,859	15,830	67,134	51,304
MANUFACTURE OF WOOD AND OF PRODUCTS OF WOOD AND CORK, EXCEPT FURNITURE .....	23	55,174	20,652	4,509	34,523	30,014
Manufacture of wood and of products of wood and cork, except furniture.....	23	55,174	20,652	4,509	34,523	30,014
MANUFACTURE OF PAPER, PAPER PRODUCTS AND PRINTING.....	46	263,419	134,948	20,714	128,471	107,757
Manufacture of paper and paper products.....	9	126,316	70,604	13,546	55,713	42,167
Publishing and printing services.....	37	137,103	64,345	7,168	72,758	65,590
MANUFACTURE OF CHEMICALS AND CHEMICAL PRODUCTS.....	43	347,381	211,391	27,887	135,990	108,103
Manufacture of basic chemicals, except fertilizers and nitrogen compounds.....	5	29,688	16,110	2,815	13,578	10,763
Manufacture of paints, varnishes and mastics .....	6	87,312	52,359	9,257	34,953	25,696

NUMBER OF ESTABLISHMENTS, GROSS VALUE OF PRODUCTION, INDUSTRIAL COSTS, INDIRECT TAXES NET  
AND CENSUS VALUE ADDED BY INDUSTRIAL GROUP - PUBLIC AND PRIVATE, 1996/97 (1989 E.F.Y.)

(IN '000 BIRR)

TABLE 4.24 (Cont..)

INDUSTRIAL GROUP	NO.OF ESTAB.	GROSS VALUE OF PRODUCTION	INDUSTRIAL COSTS	INDIRECT TAXES NET	CENSUS VALUE ADDED	
					AT MARKET PRICE	AT FACTOR COST
Manufacture of pharmaceuticals, medicinal chemicals and botanical products.....	3	103,623	59,731	4,613	43,892	39,278
Manufacture of soap and detergents cleaning and polishing, perfumes and toilet preparations.....	25	106,631	69,495	9,691	37,137	27,446
Manufacture of chemical products n.e.c. ....	4	20,127	13,696	1,511	6,431	4,920
MANUFACTURE OF RUBBER AND PLASTIC PRODUCTS.....	23	298,285	173,989	18,191	124,296	106,105
Manufacture of rubber products.....	5	143,398	88,759	4,313	54,639	50,326
Manufacture of plastic products.....	18	154,887	85,229	13,878	69,657	55,779
MANUFACTURE OF OTHER NON-METALLIC MINERAL PRODUCTS ...	97	544,208	263,926	55,955	280,282	224,327
Manufacture of glass and glass products.....	3	19,543	5,549	1,936	13,994	12,058
Manufacture of structural clay products .....	5	11,643	4,762	1,129	6,880	5,752
Manufacture of cement, lime and plaster .....	7	358,920	183,054	39,891	175,866	135,975
Manufacture of articles of concrete, cement and plaster .....	73	58,034	25,046	3,294	32,988	29,695
Manufacture of non-metallic mineral products n.e.c..	9	96,067	45,514	9,706	50,554	40,848
MANUFACTURE OF BASIC IRON AND STEEL.....	5	303,555	211,210	28,351	92,345	63,993
Manufacture of basic iron and steel.....	5	303,555	211,210	28,351	92,345	63,993
MANUFACTURE OF FABRICATED METAL PRODUCTS EXCEPT MACHINERY AND EQUIPMENT .....	45	102,153	54,496	10,501	47,657	37,157
Manufacture of structural metal products, tanks, reservoirs and containers of metal .....	32	14,129	7,259	674	6,870	6,196
Manufacture of cutlery, hand tools and general hardware .....	3	20,560	12,450	2,125	8,110	5,985
Manufacture of other fabricated metal products .....	10	67,464	34,786	7,703	32,678	24,975
MANUFACTURE OF MACHINERY AND EQUIPMENT N.E.C. ....	16	10,335	4,311	759	6,024	5,265
Manufacture of pumps, compressors, taps and valves..	1	5,030	1,771	392	3,259	2,867
Manufacture of ovens, furnaces and furnace burners..	4	1,774	742	80	1,032	952
Manufacture of other general purpose machinery.....	4	893	305	71	587	516
Manufacture of machinery for food and beverage processing .....	6	2,342	1,187	125	1,155	1,030
Manufacture of accumulators, primary cells and and primary batteries .....	1	297	306	91	-10	-100
MANUFACTURE OF MOTOR VEHICLES, TRAILERS & SEMI-TRAILERS	13	134,954	93,087	2,883	41,867	38,984
Manufacture of bodies for motor vehicles.....	12	134,653	92,988	2,870	41,665	38,795
Manufacture of parts and accessories for motor vehicles and their engines.....	1	301	99	13	202	189
MANUFACTURE OF FURNITURE; MANUFACTURING N.E.C. ....	110	92,898	44,823	7,082	48,075	40,993
Manufacture of furniture; manufacturing n.e.c.....	110	92,898	44,823	7,082	48,075	40,993
<b>T O T A L</b>	<b>741</b>	<b>5,996,199</b>	<b>3,029,297</b>	<b>928,291</b>	<b>2,966,902</b>	<b>2,038,611</b>

NUMBER OF ESTABLISHMENTS, GROSS VALUE OF PRODUCTION, INDUSTRIAL COSTS, INDIRECT TAXES NET  
AND CENSUS VALUE ADDED BY INDUSTRIAL GROUP - PUBLIC, 1996/97 (1989 E.F.Y.)

(IN '000 BIRR)

TABLE 4.25

INDUSTRIAL GROUP	NO. OF ESTAB.	GROSS VALUE OF PRODUCTION	INDUSTRIAL COSTS	INDIRECT TAXES NET	CENSUS VALUE ADDED	
					AT MARKET PRICE	AT FACTOR COST
MANUFACTURE OF FOOD PRODUCTS AND BEVERAGES.....	55	1,703,789	598,905	425,797	1,104,884	679,088
Production, processing and preserving of meat, fruit and vegetables .....	10	45,502	25,476	4,507	20,026	15,519
Manufacture of vegetable and animal oils and fats...	6	27,860	19,560	3,060	8,300	5,240
Manufacture of dairy products .....	1	11,217	6,464	513	4,752	4,239
Manufacture of grain mill products .....	9	225,840	173,390	12,276	52,450	40,174
Manufacture of prepared animal feeds .....	2	3,338	1,797	155	1,541	1,386
Manufacture of bakery products .....	5	86,189	60,516	6,680	25,674	18,994
Manufacture of sugar and sugar confectionery .....	3	582,654	119,435	113,776	463,219	349,443
Manufacture of macaroni and spaghetti.....	2	42,356	20,201	2,638	22,155	19,517
Manufacture of food products n.e.c. ....	3	48,343	20,285	1,542	28,058	26,516
Distilling, rectifying and blending of spirits .....	4	59,226	12,385	22,638	46,841	24,203
Manufacture of wines .....	3	21,104	7,144	6,622	13,960	7,338
Manufacture of malt liquors and malt .....	5	492,756	123,047	237,052	369,709	132,657
Manufacture of soft drinks & production of mineral waters .....	2	57,404	9,205	14,337	48,199	33,862
MANUFACTURE OF TOBACCO PRODUCTS .....	1	240,371	58,830	109,827	181,541	71,714
Manufacture of tobacco products.....	1	240,371	58,830	109,827	181,541	71,714
MANUFACTURE OF TEXTILES .....	19	653,280	416,632	68,129	236,647	168,518
Spinning, weaving and finishing of textiles .....	17	583,022	377,707	61,246	205,315	144,070
Manufacture of cordage, rope, twine and netting .....	2	70,258	38,926	6,883	31,332	24,449
Knitting mills .....	-	-	-	-	-	-
MANUFACTURE OF WEARING APPAREL, EXCEPT FUR APPAREL....	5	32,237	19,260	3,247	12,977	9,730
Manufacture of wearing apparel except fur apparel....	5	32,237	19,260	3,247	12,977	9,730
TANNING AND DRESSING OF LEATHER; MANUFACTURE OF FOOTWEAR, LUGGAGE AND HANDBAGS .....	9	452,133	284,863	28,878	167,270	138,392
Tanning and dressing of leather, luggage and handbags .....	6	364,070	233,270	19,685	130,801	111,116
Manufacture of footwear.....	3	88,063	51,593	9,193	36,469	27,276
MANUFACTURE OF WOOD AND OF PRODUCTS OF WOOD AND CORK, EXCEPT FURNITURE .....	10	50,054	19,204	4,281	30,850	26,569
Manufacture of wood and of products of wood and cork, except furniture.....	10	50,054	19,204	4,281	30,850	26,569
MANUFACTURE OF PAPER, PAPER PRODUCTS AND PRINTING ....	8	205,184	101,072	16,979	104,111	87,132
Manufacture of paper and paper products.....	2	104,305	56,664	11,267	47,641	36,374
Publishing and printing services.....	6	100,878	44,408	5,712	56,470	50,758
MANUFACTURE OF CHEMICALS AND CHEMICAL PRODUCTS.....	12	251,953	148,837	19,874	103,115	83,242
Manufacture of basic chemicals, except fertilizers and nitrogen compounds.....	5	29,688	16,110	2,815	13,578	10,763
Manufacture of paints, varnishes and mastics .....	2	60,017	34,842	6,401	25,176	18,775

**NUMBER OF ESTABLISHMENTS, GROSS VALUE OF PRODUCTION, INDUSTRIAL COSTS, INDIRECT TAXES NET  
AND CENSUS VALUE ADDED BY INDUSTRIAL GROUP - PUBLIC, 1996/97 (1989 E.F.Y.)**

TABLE 4.25 (Cont..)

(IN '000 BIRR)

INDUSTRIAL GROUP	NO. OF ESTAB.	GROSS VALUE OF PRODUCTION	INDUSTRIAL COSTS	INDIRECT TAXES NET	CENSUS VALUE ADDED	
					AT MARKET PRICE	AT FACTOR COST
Manufacture of pharmaceuticals, medicinal chemicals and botanical products.....	2	102,539	59,230	4,571	43,310	38,738
Manufacture of soap and detergents cleaning and polishing, perfumes and toilet preparations.....	2	48,954	31,451	5,000	17,503	12,503
Manufacture of chemical products n.e.c. ....	1	10,754	7,205	1,087	3,549	2,462
<b>MANUFACTURE OF RUBBER AND PLASTIC PRODUCTS.....</b>	<b>3</b>	<b>213,811</b>	<b>131,292</b>	<b>11,729</b>	<b>82,519</b>	<b>70,791</b>
Manufacture of rubber products.....	1	137,228	85,926	3,694	51,302	47,609
Manufacture of plastic products.....	2	76,583	45,366	8,035	31,217	23,182
<b>MANUFACTURE OF OTHER NON-METALLIC MINERAL PRODUCTS ...</b>	<b>22</b>	<b>444,066</b>	<b>229,384</b>	<b>46,532</b>	<b>214,681</b>	<b>168,149</b>
Manufacture of glass and glass products.....	1	16,080	4,607	1,936	11,473	9,538
Manufacture of structural clay products .....	2	10,883	4,535	1,071	6,348	5,276
Manufacture of cement, lime and plaster .....	5	358,614	182,943	39,869	175,670	135,801
Manufacture of articles of concrete, cement and plaster .....	10	30,669	10,822	2,167	19,846	17,679
Manufacture of non-metallic mineral products n.e.c..	4	27,821	26,477	1,489	1,344	-145
<b>MANUFACTURE OF BASIC IRON AND STEEL.....</b>	<b>3</b>	<b>291,324</b>	<b>204,751</b>	<b>27,091</b>	<b>86,573</b>	<b>59,482</b>
Manufacture of basic iron and steel.....	3	291,324	204,751	27,091	86,573	59,482
<b>MANUFACTURE OF FABRICATED METAL PRODUCTS EXCEPT MACHINERY AND EQUIPMENT .....</b>	<b>5</b>	<b>78,436</b>	<b>43,259</b>	<b>9,297</b>	<b>35,177</b>	<b>25,880</b>
Manufacture of structural metal products, tanks, reservoirs and containers of metal .....	-	-	-	-	-	-
Manufacture of cutlery, hand tools and general hardware .....	2	20,286	12,387	2,109	7,898	5,789
Manufacture of other fabricated metal products .....	3	58,150	30,872	7,188	27,278	20,090
<b>MANUFACTURE OF MACHINERY AND EQUIPMENT N.E.C. ....</b>	<b>2</b>	<b>5,327</b>	<b>2,077</b>	<b>483</b>	<b>3,249</b>	<b>2,767</b>
Manufacture of pumps, compressors, taps and valves..	1	5,030	1,771	392	3,259	2,867
Manufacture of ovens, furnaces and furnace burners..	-	-	-	-	-	-
Manufacture of other general purpose machinery.....	-	-	-	-	-	-
Manufacture of machinery for food and beverage processing .....	-	-	-	-	-	-
Manufacture of accumulators, primary cells and and primary batteries .....	1	297	306	91	-10	-100
<b>MANUFACTURE OF MOTOR VEHICLES, TRAILERS &amp; SEMI-TRAILERS</b>	<b>2</b>	<b>109,812</b>	<b>81,808</b>	<b>1,808</b>	<b>28,004</b>	<b>26,196</b>
Manufacture of bodies for motor vehicles.....	2	109,812	81,808	1,808	28,004	26,196
Manufacture of parts and accessories for motor vehicles and their engines.....	-	-	-	-	-	-
<b>MANUFACTURE OF FURNITURE; MANUFACTURING N.E.C. ....</b>	<b>5</b>	<b>8,809</b>	<b>4,453</b>	<b>848</b>	<b>4,356</b>	<b>3,508</b>
Manufacture of furniture; manufacturing n.e.c.....	5	8,809	4,453	848	4,356	3,508
<b>T O T A L</b>	<b>161</b>	<b>4,740,586</b>	<b>2,344,630</b>	<b>774,799</b>	<b>2,395,956</b>	<b>1,621,157</b>

**NUMBER OF ESTABLISHMENTS, GROSS VALUE OF PRODUCTION, INDUSTRIAL COSTS, INDIRECT TAXES NET  
AND CENSUS VALUE ADDED BY INDUSTRIAL GROUP - PRIVATE, 1996/97 (1989 E.F.Y.)**

(IN '000 BIRR)

TABLE 4.26

INDUSTRIAL GROUP	NO. OF ESTAB.	GROSS VALUE OF PRODUCTION	INDUSTRIAL COSTS	INDIRECT TAXES NET	CENSUS VALUE ADDED	
					AT MARKET PRICE	AT FACTOR COST
MANUFACTURE OF FOOD PRODUCTS AND BEVERAGES.....	143	523,843	296,730	107,160	227,113	119,952
Production, processing and preserving of meat, fruit and vegetables .....	-	-	-	-	-	-
Manufacture of vegetable and animal oils and fats...	19	25,209	18,754	1,670	6,455	4,784
Manufacture of dairy products .....	-	-	120,211	9,988	45,100	35,113
Manufacture of grain mill products .....	17	165,312	458	13	277	265
Manufacture of prepared animal feeds .....	2	736	36,988	440	14,333	13,893
Manufacture of bakery products .....	82	51,321	1,228	78	376	298
Manufacture of sugar and sugar confectionery .....	4	1,603	2,250	184	1,311	1,127
Manufacture of macaroni and spaghetti.....	1	3,562	22,677	189	7,506	7,317
Manufacture of food products n.e.c. ....	5	30,182	3,183	2,774	4,725	1,951
Distilling, rectifying and blending of spirits .....	7	7,908	-	-	-	-
Manufacture of wines .....	-	-	-	-	-	-
Manufacture of malt liquors and malt .....	-	-	-	-	-	-
Manufacture of soft drinks & production of mineral waters .....	6	238,010	90,981	91,824	147,029	55,205
MANUFACTURE OF TOBACCO PRODUCTS .....	-	-	-	-	-	-
Manufacture of tobacco products.....	-	-	-	-	-	-
MANUFACTURE OF TEXTILES .....	15	15,996	12,259	587	3,737	3,150
Spinning, weaving and finishing of textiles .....	5	10,320	8,702	203	1,617	1,415
Manufacture of cordage, rope, twine and netting .....	-	-	-	-	-	-
Knitting mills .....	10	5,676	3,557	384	2,119	1,735
MANUFACTURE OF WEARING APPAREL, EXCEPT FUR APPAREL....	21	25,964	14,355	1,050	11,608	10,559
Manufacture of wearing apparel except fur apparel....	21	25,964	14,355	1,050	11,608	10,559
TANNING AND DRESSING OF LEATHER; MANUFACTURE OF FOOTWEAR, LUGGAGE AND HANDBAGS .....	52	196,224	114,629	6,785	81,594	74,809
Tanning and dressing of leather, luggage and handbags .....	5	119,293	68,364	149	50,929	50,781
Manufacture of footwear.....	47	76,930	46,265	6,637	30,665	24,028
MANUFACTURE OF WOOD AND OF PRODUCTS OF WOOD AND CORK, EXCEPT FURNITURE .....	13	5,120	1,447	228	3,673	3,446
Manufacture of wood and of products of wood and cork, except furniture.....	13	5,120	1,447	228	3,673	3,446
MANUFACTURE OF PAPER, PAPER PRODUCTS AND PRINTING ....	38	58,236	33,876	3,735	24,360	20,625
Manufacture of paper and paper products.....	7	22,011	13,939	2,279	8,072	5,793
Publishing and printing services.....	31	36,225	19,937	1,456	16,288	14,832
MANUFACTURE OF CHEMICALS AND CHEMICAL PRODUCTS.....	31	95,429	62,554	8,013	32,875	24,862
Manufacture of basic chemicals, except fertilizers and nitrogen compounds.....	-	-	-	-	-	-
Manufacture of paints, varnishes and mastics .....	4	27,295	17,517	2,857	9,778	6,921

NUMBER OF ESTABLISHMENTS, GROSS VALUE OF PRODUCTION, INDUSTRIAL COSTS, INDIRECT TAXES NET  
AND CENSUS VALUE ADDED BY INDUSTRIAL GROUP - PRIVATE, 1996/97 (1989 E.F.Y.)

(IN '000 BIRR)

TABLE 4.26 (Cont..)

INDUSTRIAL GROUP	NO. OF ESTAB.	GROSS VALUE OF PRODUCTION	INDUSTRIAL COSTS	INDIRECT TAXES NET	CENSUS VALUE ADDED	
					AT MARKET PRICE	AT FACTOR COST
Manufacture of pharmaceuticals, medicinal chemicals and botanical products.....	1	1,084	502	42	582	540
Manufacture of soap and detergents cleaning and polishing, perfumes and toilet preparations.....	23 3	57,677 9,373	38,044 6,491	4,691 424	19,634 2,881	14,943 2,457
MANUFACTURE OF RUBBER AND PLASTIC PRODUCTS.....	20	84,474	42,697	6,462	41,777	35,315
Manufacture of rubber products.....	4	6,170	2,834	619	3,336	2,717
Manufacture of plastic products.....	16	78,304	39,863	5,843	38,441	32,597
MANUFACTURE OF OTHER NON-METALLIC MINERAL PRODUCTS ...	75	100,142	34,541	9,423	65,601	56,178
Manufacture of glass and glass products.....	2	3,463	943	-	2,521	2,521
Manufacture of structural clay products .....	3	760	228	57	532	475
Manufacture of cement, lime and plaster .....	2	307	111	21	196	174
Manufacture of articles of concrete, cement and plaster .....	63	27,366	14,224	1,127	13,142	12,016
Manufacture of non-metallic mineral products n.e.c..	5	68,246	19,036	8,217	49,210	40,993
MANUFACTURE OF BASIC IRON AND STEEL.....	2	12,231	6,459	1,261	5,772	4,511
Manufacture of basic iron and steel.....	2	12,231	6,459	1,261	5,772	4,511
MANUFACTURE OF FABRICATED METAL PRODUCTS EXCEPT MACHINERY AND EQUIPMENT .....	40	23,717	11,237	1,204	12,481	11,277
Manufacture of structural metal products, tanks, reservoirs and containers of metal .....	32	14,129	7,259	674	6,870	6,196
Manufacture of cutlery, hand tools and general hardware .....	1	274	63	16	211	196
Manufacture of other fabricated metal products .....	7	9,314	3,914	515	5,400	4,885
MANUFACTURE OF MACHINERY AND EQUIPMENT N.E.C. ....	14	5,009	2,234	276	2,774	2,498
Manufacture of pumps, compressors, taps and valves..	-	-	-	-	-	-
Manufacture of ovens, furnaces and furnace burners...	4	1,774	742	80	1,032	952
Manufacture of other general purpose machinery.....	4	893	305	71	587	516
Manufacture of machinery for food and beverage processing .....	6	2,342	1,187	125	1,155	1,030
Manufacture of accumulators, primary cells and and primary batteries .....	-	-	-	-	-	-
MANUFACTURE OF MOTOR VEHICLES, TRAILERS & SEMI-TRAILERS	11	25,142	11,279	1,075	13,863	12,788
Manufacture of bodies for motor vehicles.....	10	24,841	11,180	1,062	13,661	12,599
Manufacture of parts and accessories for motor vehicles and their engines.....	1	301	99	13	202	189
MANUFACTURE OF FURNITURE; MANUFACTURING N.E.C. ....	105	84,089	40,370	6,233	43,719	37,485
Manufacture of furniture; manufacturing n.e.c.....	105	84,089	40,370	6,233	43,719	37,485
<b>T O T A L</b>	<b>580</b>	<b>1,255,614</b>	<b>684,667</b>	<b>153,493</b>	<b>570,947</b>	<b>417,454</b>

NUMBER OF ESTABLISHMENTS, GROSS VALUE OF PRODUCTION, INDUSTRIAL AND NON-INDUSTRIAL COSTS, INDIRECT TAXES  
NET AND VALUE ADDED IN THE NATIONAL ACCOUNT CONCEPT BY INDUSTRIAL GROUP  
PUBLIC AND PRIVATE - 1996/97 (1989 E.F.Y.)

(IN '000 BIRR)

TABLE 4.27

INDUSTRIAL GROUP	NO. OF ESTAB.	GROSS VALUE OF PRODUCTION	INDUSTRIAL AND NON- INDUSTRIAL COSTS	INDIRECT TAXES NET	VALUE ADDED IN THE NATIONAL ACCOUNT CONCEPT	
					AT MARKET PRICE	AT FACTOR COST
MANUFACTURE OF FOOD PRODUCTS AND BEVERAGES.....	198	2,227,632	1,031,945	532,957	1,195,686	662,729
Production, processing and preserving of meat, fruit and vegetables .....	10	45,502	29,586	4,507	15,916	11,409
Manufacture of vegetable and animal oils and fats....	25	53,069	41,223	4,730	11,846	7,116
Manufacture of dairy products .....	1	11,217	7,378	513	3,839	3,325
Manufacture of grain mill products .....	26	391,151	313,966	22,263	77,185	54,922
Manufacture of prepared animal feeds .....	4	4,074	2,804	168	1,270	1,102
Manufacture of bakery products .....	87	137,510	101,847	7,120	35,663	28,542
Manufacture of sugar and sugar confectionery .....	7	584,258	142,725	113,854	441,533	327,679
Manufacture of macaroni and spaghetti.....	3	45,918	23,705	2,823	22,214	19,391
Manufacture of food products n.e.c. ....	8	78,525	47,672	1,731	30,853	29,122
Distilling, rectifying and blending of spirits .....	11	67,134	20,739	25,412	46,395	20,983
Manufacture of wines .....	3	21,104	9,666	6,622	11,438	4,816
Manufacture of malt liquors and malt .....	5	492,756	147,172	237,052	345,584	108,532
Manufacture of soft drinks & production of mineral waters .....	8	295,414	143,461	106,161	151,953	45,792
MANUFACTURE OF TOBACCO PRODUCTS .....	1	240,371	65,594	109,827	174,777	64,950
Manufacture of tobacco products.....	1	240,371	65,594	109,827	174,777	64,950
MANUFACTURE OF TEXTILES .....	34	669,276	460,461	68,716	208,815	140,099
Spinning, weaving and finishing of textiles .....	22	593,341	415,484	61,448	177,858	116,409
Manufacture of cordage, rope, twine and netting .....	2	70,258	41,131	6,883	29,127	22,243
Knitting mills .....	10	5,676	3,846	384	1,831	1,447
MANUFACTURE OF WEARING APPAREL, EXCEPT FUR APPAREL.....	26	58,201	38,752	4,297	19,450	15,153
Manufacture of wearing apparel except fur apparel....	26	58,201	38,752	4,297	19,450	15,153
TANNING AND DRESSING OF LEATHER; MANUFACTURE OF FOOTWEAR, LUGGAGE AND HANDBAGS .....	61	648,357	434,889	35,664	213,468	177,804
Tanning and dressing of leather, luggage and handbags..	11	483,364	330,520	19,834	152,843	133,010
Manufacture of footwear.....	50	164,993	104,368	15,830	60,625	44,794
MANUFACTURE OF WOOD AND OF PRODUCTS OF WOOD AND CORK, EXCEPT FURNITURE .....	23	55,174	25,174	4,509	30,001	25,492
Manufacture of wood and of products of wood and cork, except furniture.....	23	55,174	25,174	4,509	30,001	25,492
MANUFACTURE OF PAPER, PAPER PRODUCTS AND PRINTING .....	46	263,419	148,601	20,714	114,819	94,105
Manufacture of paper and paper products.....	9	126,316	75,046	13,546	51,270	37,725
Publishing and printing services.....	37	137,103	73,555	7,168	63,548	56,380
MANUFACTURE OF CHEMICALS AND CHEMICAL PRODUCTS.....	43	347,381	237,754	27,887	109,627	81,740
Manufacture of basic chemicals, except fertilizers and nitrogen compounds.....	5	29,688	31,572	2,815	-1,884	-4,699
Manufacture of paints, varnishes and mastics .....	6	87,312	55,173	9,257	32,140	22,882

**NUMBER OF ESTABLISHMENTS, GROSS VALUE OF PRODUCTION, INDUSTRIAL AND NON-INDUSTRIAL COSTS, INDIRECT TAXES  
NET AND VALUE ADDED IN THE NATIONAL ACCOUNT CONCEPT BY INDUSTRIAL GROUP  
PUBLIC AND PRIVATE - 1996/97 (1989 E.F.Y.)**

(IN '000 BIRR)

TABLE 4.27 (Contd..)

INDUSTRIAL GROUP	NO. OF ESTAB.	GROSS VALUE OF PRODUCTION	INDUSTRIAL AND NON- INDUSTRIAL COSTS	INDIRECT TAXES NET	VALUE ADDED IN THE NATIONAL ACCOUNT CONCEPT	
					AT MARKET PRICE	AT FACTOR COST
Manufacture of pharmaceuticals, medicinal chemicals and botanical products.....	3	103,623	61,510	4,613	42,113	37,500
Manufacture of soap and detergents cleaning and polishing, perfumes and toilet preparations.....	25	106,631	74,799	9,691	31,832	22,141
Manufacture of chemical products n.e.c. ....	4	20,127	14,700	1,511	5,427	3,916
<b>MANUFACTURE OF RUBBER AND PLASTIC PRODUCTS.....</b>	<b>23</b>	<b>298,285</b>	<b>203,994</b>	<b>18,191</b>	<b>94,291</b>	<b>76,100</b>
Manufacture of rubber products.....	5	143,398	112,953	4,313	30,445	26,132
Manufacture of plastic products.....	18	154,887	91,041	13,878	63,846	49,968
<b>MANUFACTURE OF OTHER NON-METALLIC MINERAL PRODUCTS ....</b>	<b>97</b>	<b>544,208</b>	<b>301,305</b>	<b>55,955</b>	<b>242,903</b>	<b>186,948</b>
Manufacture of glass and glass products.....	3	19,543	6,811	1,936	12,732	10,797
Manufacture of structural clay products .....	5	11,643	5,965	1,129	5,678	4,549
Manufacture of cement, lime and plaster .....	7	358,920	201,657	39,891	157,263	117,373
Manufacture of articles of concrete, cement and plaster .....	73	58,034	31,685	3,294	26,349	23,055
Manufacture of non-metallic mineral products n.e.c....	9	96,067	55,187	9,706	40,880	31,174
<b>MANUFACTURE OF BASIC IRON AND STEEL.....</b>	<b>5</b>	<b>303,555</b>	<b>216,034</b>	<b>28,351</b>	<b>87,521</b>	<b>59,169</b>
Manufacture of basic iron and steel.....	5	303,555	216,034	28,351	87,521	59,169
<b>MANUFACTURE OF FABRICATED METAL PRODUCTS EXCEPT MACHINERY AND EQUIPMENT .....</b>	<b>45</b>	<b>102,153</b>	<b>60,634</b>	<b>10,501</b>	<b>41,519</b>	<b>31,018</b>
Manufacture of structural metal products, tanks, reservoirs and containers of metal .....	32	14,129	8,055	674	6,074	5,400
Manufacture of cutlery, hand tools and general hardware .....	3	20,560	13,396	2,125	7,164	5,040
Manufacture of other fabricated metal products .....	10	67,464	39,183	7,703	28,281	20,578
<b>MANUFACTURE OF MACHINERY AND EQUIPMENT N.E.C. ....</b>	<b>16</b>	<b>10,335</b>	<b>5,652</b>	<b>759</b>	<b>4,683</b>	<b>3,924</b>
Manufacture of pumps, compressors, taps and valves...	1	5,030	2,448	392	2,582	2,190
Manufacture of ovens, furnaces and furnace burners...	4	1,774	961	80	812	733
Manufacture of other general purpose machinery.....	4	893	407	71	486	414
Manufacture of machinery for food and beverage processing .....	6	2,342	1,400	125	943	818
Manufacture of accumulators, primary cells and and primary batteries .....	1	297	436	91	-140	-230
<b>MANUFACTURE OF MOTOR VEHICLES, TRAILERS &amp; SEMI-TRAILERS.</b>	<b>13</b>	<b>134,954</b>	<b>103,502</b>	<b>2,883</b>	<b>31,452</b>	<b>28,569</b>
Manufacture of bodies for motor vehicles.....	12	134,653	103,377	2,870	31,275	28,406
Manufacture of parts and accessories for motor vehicles and their engines.....	1	301	124	13	177	164
<b>MANUFACTURE OF FURNITURE; MANUFACTURING N.E.C. ....</b>	<b>110</b>	<b>92,898</b>	<b>51,747</b>	<b>7,082</b>	<b>41,151</b>	<b>34,069</b>
Manufacture of furniture; manufacturing n.e.c.....	110	92,898	51,747	7,082	41,151	34,069
<b>T O T A L .....</b>	<b>741</b>	<b>5,996,199</b>	<b>3,386,037</b>	<b>928,291</b>	<b>2,610,162</b>	<b>1,681,871</b>

NUMBER OF ESTABLISHMENTS, GROSS VALUE OF PRODUCTION, INDUSTRIAL AND NON-INDUSTRIAL COSTS, INDIRECT TAXES  
NET AND VALUE ADDED IN THE NATIONAL ACCOUNT CONCEPT BY INDUSTRIAL GROUP  
PUBLIC - 1996/97 (1989 E.F.Y.)

(IN '000 BIRR)

TABLE 4.28

INDUSTRIAL GROUP	NO. OF ESTAB.	GROSS VALUE OF PRODUCTION	INDUSTRIAL AND NON-INDUSTRIAL COSTS	INDIRECT TAXES NET	VALUE ADDED IN THE NATIONAL ACCOUNT CONCEPT	
					AT MARKET PRICE	AT FACTOR COST
					1,014,769	588,972
MANUFACTURE OF FOOD PRODUCTS AND BEVERAGES.....	55	1,703,789	689,020	425,797		
Production, processing and preserving of meat, fruit and vegetables .....	10	45,502	29,586	4,507	15,916	11,409
Manufacture of vegetable and animal oils and fats.....	6	27,860	21,522	3,060	6,338	3,279
Manufacture of dairy products .....	1	11,217	7,378	513	3,839	3,325
Manufacture of grain mill products .....	9	225,840	187,695	12,276	38,145	25,869
Manufacture of prepared animal feeds .....	2	3,338	2,332	155	1,006	851
Manufacture of bakery products .....	5	86,189	62,653	6,680	23,537	16,856
Manufacture of sugar and sugar confectionery .....	3	582,654	141,459	113,776	441,195	327,419
Manufacture of macaroni and spaghetti.....	2	42,356	21,070	2,638	21,286	18,648
Manufacture of food products n.e.c. ....	3	48,343	23,409	1,542	24,934	23,392
Distilling, rectifying and blending of spirits .....	4	59,226	16,307	22,638	42,919	20,282
Manufacture of wines .....	3	21,104	9,666	6,622	11,438	4,816
Manufacture of malt liquors and malt .....	5	492,756	147,172	237,052	345,584	108,532
Manufacture of soft drinks & production of mineral waters .....	2	57,404	18,772	14,337	38,632	24,295
MANUFACTURE OF TOBACCO PRODUCTS .....	1	240,371	65,594	109,827	174,777	64,950
Manufacture of tobacco products.....	1	240,371	65,594	109,827	174,777	64,950
MANUFACTURE OF TEXTILES .....	19	653,280	447,506	68,129	205,774	137,645
Spinning, weaving and finishing of textiles .....	17	583,022	406,374	61,246	176,647	115,402
Manufacture of cordage, rope, twine and netting .....	2	70,258	41,131	6,883	29,127	22,243
Knitting mills .....	-	-	-	-	-	-
MANUFACTURE OF WEARING APPAREL, EXCEPT FUR APPAREL.....	5	32,237	21,689	3,247	10,548	7,301
Manufacture of wearing apparel except fur apparel.....	5	32,237	21,689	3,247	10,548	7,301
TANNING AND DRESSING OF LEATHER; MANUFACTURE OF FOOTWEAR, LUGGAGE AND HANDBAGS .....	9	452,133	310,113	28,878	142,020	113,142
Tanning and dressing of leather, luggage and handbags.....	6	364,070	254,569	19,685	109,502	89,817
Manufacture of footwear.....	3	88,063	55,544	9,193	32,518	23,325
MANUFACTURE OF WOOD AND OF PRODUCTS OF WOOD AND CORK, EXCEPT FURNITURE .....	10	50,054	23,518	4,281	26,536	22,255
Manufacture of wood and of products of wood and cork, except furniture.....	10	50,054	23,518	4,281	26,536	22,255
MANUFACTURE OF PAPER, PAPER PRODUCTS AND PRINTING .....	8	205,184	109,325	16,979	95,859	78,880
Manufacture of paper and paper products.....	2	104,305	59,269	11,267	45,036	33,770
Publishing and printing services.....	6	100,878	50,056	5,712	50,823	45,110
MANUFACTURE OF CHEMICALS AND CHEMICAL PRODUCTS.....	12	251,953	169,639	19,874	82,314	62,440
Manufacture of basic chemicals, except fertilizers and nitrogen compounds.....	5	29,688	31,572	2,815	-1,884	-4,699
Manufacture of paints, varnishes and mastics .....	2	60,017	36,515	6,401	23,503	17,102

NUMBER OF ESTABLISHMENTS, GROSS VALUE OF PRODUCTION, INDUSTRIAL AND NON-INDUSTRIAL COSTS, INDIRECT TAXES  
NET AND VALUE ADDED IN THE NATIONAL ACCOUNT CONCEPT BY INDUSTRIAL GROUP  
PUBLIC - 1996/97 (1989 E.F.Y.)

(IN '000 BIRR)

TABLE 4.28 (Contd..)

INDUSTRIAL GROUP	NO. OF ESTAB.	GROSS VALUE OF PRODUCTION	INDUSTRIAL AND NON- INDUSTRIAL COSTS	INDIRECT TAXES NET	VALUE ADDED IN THE NATIONAL ACCOUNT CONCEPT	
					AT MARKET PRICE	AT FACTOR COST
Manufacture of pharmaceuticals, medicinal chemicals and botanical products.....	2	102,539	60,869	4,571	41,670	37,098
Manufacture of soap and detergents cleaning and polishing, perfumes and toilet preparations.....	2	48,954	32,765	5,000	16,189	11,189
Manufacture of chemical products n.e.c. ....	1	10,754	7,918	1,087	2,836	1,750
MANUFACTURE OF RUBBER AND PLASTIC PRODUCTS.....	3	213,811	156,447	11,729	57,364	45,635
Manufacture of rubber products.....	1	137,228	109,274	3,694	27,954	24,260
Manufacture of plastic products.....	2	76,583	47,173	8,035	29,410	21,376
MANUFACTURE OF OTHER NON-METALLIC MINERAL PRODUCTS ....	22	444,066	260,847	46,532	183,219	136,687
Manufacture of glass and glass products.....	1	16,080	5,576	1,936	10,504	8,569
Manufacture of structural clay products .....	2	10,883	5,656	1,071	5,226	4,155
Manufacture of cement, lime and plaster .....	5	358,614	201,532	39,869	157,082	117,213
Manufacture of articles of concrete, cement and plaster .....	10	30,669	15,546	2,167	15,123	12,956
Manufacture of non-metallic mineral products n.e.c....	4	27,821	32,538	1,489	-4,717	-6,205
MANUFACTURE OF BASIC IRON AND STEEL.....	3	291,324	209,233	27,091	82,091	55,001
Manufacture of basic iron and steel.....	3	291,324	209,233	27,091	82,091	55,001
MANUFACTURE OF FABRICATED METAL PRODUCTS EXCEPT MACHINERY AND EQUIPMENT .....	5	78,436	47,677	9,297	30,759	21,462
Manufacture of structural metal products, tanks, reservoirs and containers of metal .....	-	-	-	-	-	-
Manufacture of cutlery, hand tools and general hardware .....	2	20,286	13,272	2,109	7,013	4,904
Manufacture of other fabricated metal products .....	3	58,150	34,405	7,188	23,745	16,557
MANUFACTURE OF MACHINERY AND EQUIPMENT N.E.C. ....	2	5,327	2,884	483	2,442	1,960
Manufacture of pumps, compressors, taps and valves...	1	5,030	2,448	392	2,582	2,190
Manufacture of ovens, furnaces and furnace burners...	-	-	-	-	-	-
Manufacture of other general purpose machinery.....	-	-	-	-	-	-
Manufacture of machinery for food and beverage processing .....	-	-	-	-	-	-
Manufacture of accumulators, primary cells and and primary batteries .....	1	297	436	91	-140	-230
MANUFACTURE OF MOTOR VEHICLES, TRAILERS & SEMI-TRAILERS.	2	109,812	89,760	1,808	20,052	18,244
Manufacture of bodies for motor vehicles.....	2	109,812	89,760	1,808	20,052	18,244
Manufacture of parts and accessories for motor vehicles and their engines.....	-	-	-	-	-	-
MANUFACTURE OF FURNITURE; MANUFACTURING N.E.C. ....	5	8,809	4,991	848	3,818	2,970
Manufacture of furniture; manufacturing n.e.c.....	5	8,809	4,991	848	3,818	2,970
<b>T O T A L . . . . .</b>	<b>161</b>	<b>4,740,586</b>	<b>2,608,242</b>	<b>774,799</b>	<b>2,132,343</b>	<b>1,357,545</b>

NUMBER OF ESTABLISHMENTS, GROSS VALUE OF PRODUCTION, INDUSTRIAL AND NON-INDUSTRIAL COSTS, INDIRECT TAXES  
NET AND VALUE ADDED IN THE NATIONAL ACCOUNT CONCEPT BY INDUSTRIAL GROUP  
PRIVATE - 1996/97 (1989 E.F.Y.)

(IN '000 BIRR)

TABLE 4.29

INDUSTRIAL GROUP	NO. OF ESTAB.	GROSS VALUE OF PRODUCTION	INDUSTRIAL AND NON- INDUSTRIAL COSTS	INDIRECT TAXES NET	VALUE ADDED IN THE NATIONAL ACCOUNT CONCEPT	
					AT MARKET PRICE	AT FACTOR COST
MANUFACTURE OF FOOD PRODUCTS AND BEVERAGES.....	143	523,843	342,925	107,160	180,917	73,757
Production, processing and preserving of meat, fruit and vegetables .....	-	-	-	-	-	-
Manufacture of vegetable and animal oils and fats....	19	25,209	19,702	1,670	5,507	3,837
Manufacture of dairy products .....	17	165,312	126,272	9,988	39,040	29,052
Manufacture of grain mill products .....	2	736	472	13	263	251
Manufacture of prepared animal feeds .....	82	51,321	39,194	440	12,126	11,686
Manufacture of bakery products .....	4	1,603	1,266	78	338	260
Manufacture of sugar and sugar confectionery .....	1	3,562	2,634	184	928	743
Manufacture of macaroni and spaghetti.....	5	30,182	24,263	189	5,919	5,730
Manufacture of food products n.e.c. ....	7	7,908	4,433	2,774	3,475	701
Distilling, rectifying and blending of spirits .....	-	-	-	-	-	-
Manufacture of wines .....	-	-	-	-	-	-
Manufacture of malt liquors and malt .....	-	-	-	-	-	-
Manufacture of soft drinks & production of mineral waters .....	6	238,010	124,689	91,824	113,321	21,497
MANUFACTURE OF TOBACCO PRODUCTS .....	-	-	-	-	-	-
Manufacture of tobacco products.....	15	15,996	12,955	587	3,041	2,454
MANUFACTURE OF TEXTILES .....	5	10,320	9,109	203	1,210	1,007
Spinning, weaving and finishing of textiles .....	-	-	-	-	-	-
Manufacture of cordage, rope, twine and netting .....	10	5,676	3,846	384	1,831	1,447
Knitting mills .....	21	25,964	17,062	1,050	8,902	7,852
MANUFACTURE OF WEARING APPAREL, EXCEPT FUR APPAREL.....	21	25,964	17,062	1,050	8,902	7,852
Manufacture of wearing apparel except fur apparel....	-	-	-	-	-	-
TANNING AND DRESSING OF LEATHER; MANUFACTURE OF FOOTWEAR, LUGGAGE AND HANDBAGS .....	52	196,224	124,776	6,785	71,448	64,662
Tanning and dressing of leather, luggage and handbags. Manufacture of footwear.....	5	119,293	75,952	149	43,341	43,193
MANUFACTURE OF WOOD AND OF PRODUCTS OF WOOD AND CORK, EXCEPT FURNITURE .....	47	76,930	48,824	6,637	28,106	21,469
Manufacture of wood and of products of wood and cork, except furniture.....	13	5,120	1,655	228	3,465	3,237
MANUFACTURE OF PAPER, PAPER PRODUCTS AND PRINTING .....	13	5,120	1,655	228	3,465	3,237
Manufacture of paper and paper products.....	38	58,236	39,276	3,735	18,960	15,225
Publishing and printing services.....	7	22,011	15,777	2,279	6,234	3,955
MANUFACTURE OF CHEMICALS AND CHEMICAL PRODUCTS.....	31	36,225	23,499	1,456	12,726	11,270
Manufacture of basic chemicals, except fertilizers and nitrogen compounds.....	31	95,429	68,115	8,013	27,313	19,300
Manufacture of paints, varnishes and mastics .....	4	27,295	18,658	2,857	8,637	5,780

**NUMBER OF ESTABLISHMENTS, GROSS VALUE OF PRODUCTION, INDUSTRIAL AND NON-INDUSTRIAL COSTS, INDIRECT TAXES  
NET AND VALUE ADDED IN THE NATIONAL ACCOUNT CONCEPT BY INDUSTRIAL GROUP  
PRIVATE - 1996/97 (1989 E.F.Y.)**

(IN '000 BIRR)

TABLE 4.29 (Contd..)

INDUSTRIAL GROUP	NO. OF ESTAB.	GROSS VALUE OF PRODUCTION	INDUSTRIAL AND NON- INDUSTRIAL COSTS	INDIRECT TAXES NET	VALUE ADDED IN THE NATIONAL ACCOUNT CONCEPT	
					AT MARKET PRICE	AT FACTOR COST
Manufacture of pharmaceuticals, medicinal chemicals and botanical products.....	1	1,084	640	42	443	401
Manufacture of soap and detergents cleaning and polishing, perfumes and toilet preparations.....	23	57,677	42,034	4,691	15,643	10,952
Manufacture of chemical products n.e.c. ....	3	9,373	6,782	424	2,590	2,166
MANUFACTURE OF RUBBER AND PLASTIC PRODUCTS.....	20	84,474	47,547	6,462	36,927	30,464
Manufacture of rubber products.....	4	6,170	3,679	619	2,491	1,872
Manufacture of plastic products.....	16	78,304	43,868	5,843	34,435	28,592
MANUFACTURE OF OTHER NON-METALLIC MINERAL PRODUCTS .....	75	100,142	40,458	9,423	59,684	50,261
Manufacture of glass and glass products.....	2	3,463	1,235	-	2,228	2,228
Manufacture of structural clay products .....	3	760	309	57	451	394
Manufacture of cement, lime and plaster .....	2	307	125	21	182	160
Manufacture of articles of concrete, cement and plaster .....	63	27,366	16,140	1,127	11,226	10,099
Manufacture of non-metallic mineral products n.e.c....	5	68,246	22,650	8,217	45,597	37,379
MANUFACTURE OF BASIC IRON AND STEEL.....	2	12,231	6,801	1,261	5,429	4,169
Manufacture of basic iron and steel.....	2	12,231	6,801	1,261	5,429	4,169
MANUFACTURE OF FABRICATED METAL PRODUCTS EXCEPT MACHINERY AND EQUIPMENT .....	40	23,717	12,957	1,204	10,761	9,557
Manufacture of structural metal products, tanks, reservoirs and containers of metal .....	32	14,129	8,055	674	6,074	5,400
Manufacture of cutlery, hand tools and general hardware .....	1	274	123	16	151	136
Manufacture of other fabricated metal products .....	7	9,314	4,778	515	4,536	4,021
MANUFACTURE OF MACHINERY AND EQUIPMENT N.E.C. ....	14	5,009	2,768	276	2,241	1,965
Manufacture of pumps, compressors, taps and valves...	-	-	-	-	-	-
Manufacture of ovens, furnaces and furnace burners...	4	1,774	961	80	812	733
Manufacture of other general purpose machinery.....	4	893	407	71	486	414
Manufacture of machinery for food and beverage processing .....	6	2,342	1,400	125	943	818
Manufacture of accumulators, primary cells and and primary batteries .....	-	-	-	-	-	-
MANUFACTURE OF MOTOR VEHICLES, TRAILERS & SEMI-TRAILERS.	11	25,142	13,742	1,075	11,400	10,325
Manufacture of bodies for motor vehicles.....	10	24,841	13,618	1,062	11,223	10,161
Manufacture of parts and accessories for motor vehicles and their engines.....	1	301	124	13	177	164
MANUFACTURE OF FURNITURE; MANUFACTURING N.E.C. ....	105	84,089	46,756	6,233	37,333	31,099
Manufacture of furniture; manufacturing n.e.c. ....	105	84,089	46,756	6,233	37,333	31,099
<b>T O T A L .....</b>	<b>580</b>	<b>1,255,614</b>	<b>777,795</b>	<b>153,493</b>	<b>477,819</b>	<b>324,326</b>

GROSS VALUE OF PRODUCTION IN PRODUCERS' VALUES BY INDUSTRIAL GROUP - PUBLIC AND PRIVATE  
1996/97 (1989 E.F.Y.)

(IN '000 BIRR)

TABLE 4.30

INDUSTRIAL GROUP	NO. OF ESTAB.	REVENUE FROM SALES	RECEIPTS FROM INDUSTRIAL SERVICES RENDERED TO OTHERS	RECEIPTS OF PRODUCTS BOUGHT AND RESOLD	OTHER RECEIPTS	DIFFERENCE OF STOCKS IN		GROSS VALUE OF PRODUCTION IN PRODUCERS' VALUES
						FINISHED GOODS	SEMI-FINISHED GOODS	
MANUFACTURE OF FOOD PRODUCTS AND BEVERAGES.....	198	2,158,303	6,717	6,757	21,252	32,744	1,858	2,227,632
Production, processing and preserving of meat, fruit and vegetables .....	10	40,100	5,939	-	1,179	-1,947	231	45,502
Manufacture of vegetable and animal oils and fats...	25	54,504	28	384	808	-2,655	1	53,069
Manufacture of dairy products .....	1	10,778	-	-	438	-	-	11,217
Manufacture of grain mill products .....	26	388,571	409	11	5,023	-2,951	88	391,151
Manufacture of prepared animal feeds .....	4	3,960	1	-	99	14	-	4,074
Manufacture of bakery products .....	87	135,240	249	403	1,268	282	68	137,510
Manufacture of sugar and sugar confectionery .....	7	541,924	67	342	5,117	36,812	-4	584,258
Manufacture of macaroni and spaghetti.....	3	46,382	-	-	473	-937	-	45,918
Manufacture of food products n.e.c. ....	8	73,459	-	2,376	438	2,087	166	78,525
Distilling, rectifying and blending of spirits .....	11	66,416	-	-	123	364	232	67,134
Manufacture of wines .....	3	20,509	-	-	248	91	256	21,104
Manufacture of malt liquors and malt .....	5	487,456	25	56	3,811	454	955	492,756
Manufacture of soft drinks & production of mineral waters .....	8	289,005	-	3,185	2,228	1,130	-133	295,414
MANUFACTURE OF TOBACCO PRODUCTS .....	1	241,997	-	-	249	-1,948	73	240,371
Manufacture of tobacco products.....	1	241,997	-	-	249	-1,948	73	240,371
MANUFACTURE OF TEXTILES .....	34	611,279	5,802	219	7,691	44,636	-350	669,276
Spinning, weaving and finishing of textiles .....	22	541,592	5,802	219	6,226	40,357	-854	593,341
Manufacture of cordage, rope, twine and netting .....	2	63,964	-	-	1,464	4,164	666	70,258
Knitting mills .....	10	5,723	-	-	1	115	-162	5,676
MANUFACTURE OF WEARING APPAREL, EXCEPT FUR APPAREL.....	26	47,126	1,077	284	978	1,771	6,965	58,201
Manufacture of wearing apparel except fur apparel....	26	47,126	1,077	284	978	1,771	6,965	58,201
TANNING AND DRESSING OF LEATHER; MANUFACTURE OF FOOTWEAR, LUGGAGE AND HANDBAGS .....	61	628,644	109	7,588	3,726	12,034	-3,744	648,357
Tanning and dressing of leather, luggage and handbags .....	11	469,103	-	5,478	2,242	9,561	-3,020	483,364
Manufacture of footwear.....	50	159,540	109	2,110	1,484	2,473	-723	164,993
MANUFACTURE OF WOOD AND OF PRODUCTS OF WOOD AND CORK, EXCEPT FURNITURE .....	23	51,621	68	46	608	2,463	369	55,174
Manufacture of wood and of products of wood and cork, except furniture.....	23	51,621	68	46	608	2,463	369	55,174
MANUFACTURE OF PAPER, PAPER PRODUCTS AND PRINTING.....	46	264,386	192	3,981	1,872	-7,287	275	263,419
Manufacture of paper and paper products.....	9	131,558	159	228	492	-7,543	1,423	126,316
Publishing and printing services.....	37	132,828	33	3,753	1,380	256	-1,148	137,103
MANUFACTURE OF CHEMICALS AND CHEMICAL PRODUCTS.....	43	317,648	2,242	367	6,378	16,205	4,543	347,381
Manufacture of basic chemicals, except fertilizers and nitrogen compounds.....	5	23,049	113	60	1,875	1,921	2,670	29,688
Manufacture of paints, varnishes and mastics .....	6	85,995	-	-	1,219	-90	187	87,312

GROSS VALUE OF PRODUCTION IN PRODUCERS' VALUES BY INDUSTRIAL GROUP - PUBLIC AND PRIVATE  
1996/97 (1989 E.F.Y.)

TABLE 4.30 (Contd..)

(IN '000 BIRR)

INDUSTRIAL GROUP	NO. OF ESTAB.	REVENUE FROM SALES	RECEIPTS FROM INDUSTRIAL SERVICES RENDERED TO OTHERS	RECEIPTS OF PRODUCTS BOUGHT AND RESOLD	OTHER RECEIPTS	DIFFERENCE OF STOCKS IN		GROSS VALUE OF PRODUCTION IN PRODUCERS' VALUES
						FINISHED GOODS	SEMI-FINISHED GOODS	
Manufacture of pharmaceuticals, medicinal chemicals and botanical products.....	3	96,690	-	-	225	6,754	-46	103,623
Manufacture of soap and detergents cleaning and polishing, perfumes and toilet preparations.....	25	93,215	2,129	107	2,609	7,096	1,475	106,631
Manufacture of chemical products n.e.c. ....	4	18,698	-	200	449	523	256	20,127
MANUFACTURE OF RUBBER AND PLASTIC PRODUCTS.....	23	275,306	142	602	2,448	18,806	981	298,285
Manufacture of rubber products.....	5	125,059	14	-	1,462	16,964	-101	143,398
Manufacture of plastic products.....	18	150,248	128	602	986	1,842	1,081	154,887
MANUFACTURE OF OTHER NON-METALLIC MINERAL PRODUCTS ...	97	549,585	1,093	125	8,038	1,224	-15,857	544,208
Manufacture of glass and glass products.....	3	21,253	-	-	621	-1,488	-844	19,543
Manufacture of structural clay products .....	5	10,794	-	-	913	-148	83	11,643
Manufacture of cement, lime and plaster .....	7	368,301	14	-	1,525	-182	-10,737	358,920
Manufacture of articles of concrete, cement and plaster .....	73	52,289	137	125	4,896	390	198	58,034
Manufacture of non-metallic mineral products n.e.c..	9	96,948	942	-	83	2,652	-4,557	96,067
MANUFACTURE OF BASIC IRON AND STEEL.....	5	302,159	-	-	1,686	-568	278	303,555
Manufacture of basic iron and steel.....	5	302,159	-	-	1,686	-568	278	303,555
MANUFACTURE OF FABRICATED METAL PRODUCTS EXCEPT MACHINERY AND EQUIPMENT .....	45	91,428	2,631	7,685	624	382	-596	102,153
Manufacture of structural metal products, tanks, reservoirs and containers of metal .....	32	12,627	1,019	9	27	166	280	14,129
Manufacture of cutlery, hand tools and general hardware .....	3	13,992	10	7,595	170	-1,043	-164	20,560
Manufacture of other fabricated metal products .....	10	64,808	1,602	80	427	1,259	-712	67,464
MANUFACTURE OF MACHINERY AND EQUIPMENT N.E.C. ....	16	8,023	988	-	484	321	518	10,335
Manufacture of pumps, compressors, taps and valves..	1	3,658	21	-	282	350	719	5,030
Manufacture of ovens, furnaces and furnace burners..	4	1,570	96	-	1	51	56	1,774
Manufacture of other general purpose machinery.....	4	530	286	-	-	48	29	893
Manufacture of machinery for food and beverage processing .....	6	1,418	585	-	195	28	116	2,342
Manufacture of accumulators, primary cells and and primary batteries .....	1	847	1	-	7	-155	-402	297
MANUFACTURE OF MOTOR VEHICLES, TRAILERS & SEMI-TRAILERS	13	91,818	4,229	24,510	3,497	8,336	2,564	134,954
Manufacture of bodies for motor vehicles.....	12	91,592	4,157	24,510	3,494	8,336	2,564	134,653
Manufacture of parts and accessories for motor vehicles and their engines.....	1	226	72	-	3	-	-	301
MANUFACTURE OF FURNITURE; MANUFACTURING N.E.C. ....	110	81,047	1,348	7,444	1,136	1,386	537	92,898
Manufacture of furniture; manufacturing n.e.c.....	110	81,047	1,348	7,444	1,136	1,386	537	92,898
<b>T O T A L</b>	<b>741</b>	<b>5,720,371</b>	<b>26,639</b>	<b>59,606</b>	<b>60,665</b>	<b>130,505</b>	<b>-1,587</b>	<b>5,996,199</b>

ACTUAL VALUE OF PRODUCTION AS PERCENTAGE OF YEARLY CAPACITY BY INDUSTRIAL GROUP  
PUBLIC AND PRIVATE - 1996/97 (1989 E.F.Y.)

(IN '000 BIRR)

TABLE 4.31

INDUSTRIAL GROUP	ACTUAL VALUE OF PRODUCTION	VALUE OF PRODUCTION AT FULL CAPACITY (AT MARKET PRICE)	ACTUAL VALUE OF PRODUCTION AS % OF YEARLY CAPACITY	DEMAND OF RAW MATERIALS CONSUMPTION AT FULL CAPACITY
MANUFACTURE OF FOOD PRODUCTS AND BEVERAGES.....	2,192,906	3,998,919	54.84	1,588,637
Production, processing and preserving of meat, fruit and vegetables .....	38,384	390,484	9.83	171,678
Manufacture of vegetable and animal oils and fats.....	51,849	183,153	28.31	89,975
Manufacture of dairy products .....	10,778	15,231	70.77	7,899
Manufacture of grain mill products .....	385,709	749,133	51.49	537,241
Manufacture of prepared animal feeds .....	3,974	29,550	13.45	15,845
Manufacture of bakery products .....	135,591	239,487	56.62	162,007
Manufacture of sugar and sugar confectionery .....	578,731	730,215	79.25	127,415
Manufacture of macaroni and spaghetti.....	45,445	57,858	78.55	28,502
Manufacture of food products n.e.c. ....	75,712	139,936	54.10	78,330
Distilling, rectifying and blending of spirits .....	67,011	174,922	38.31	37,225
Manufacture of wines .....	20,856	46,419	44.93	65,795
Manufacture of malt liquors and malt .....	488,865	586,966	83.29	127,871
Manufacture of soft drinks & production of mineral waters .....	290,001	655,564	44.24	138,853
MANUFACTURE OF TOBACCO PRODUCTS .....	240,122	1,465,294	16.39	517,172
Manufacture of tobacco products.....	240,122	1,465,294	16.39	517,172
MANUFACTURE OF TEXTILES .....	655,564	1,332,553	49.20	872,121
Spinning, weaving and finishing of textiles .....	581,094	1,231,524	47.18	812,494
Manufacture of cordage, rope, twine and netting .....	68,794	89,182	77.14	53,424
Knitting mills .....	5,676	11,847	47.91	6,204
MANUFACTURE OF WEARING APPAREL, EXCEPT FUR APPAREL....	55,862	138,817	40.24	85,115
Manufacture of wearing apparel except fur apparel....	55,862	138,817	40.24	85,115
TANNING AND DRESSING OF LEATHER; MANUFACTURE OF FOOTWEAR, LUGGAGE AND HANDBAGS .....	636,934	952,785	66.85	570,929
Tanning and dressing of leather, luggage and handbags .....	475,644	654,284	72.70	413,655
Manufacture of footwear.....	161,290	298,501	54.03	157,273
MANUFACTURE OF WOOD AND OF PRODUCTS OF WOOD AND CORK, EXCEPT FURNITURE .....	54,453	104,982	51.87	29,379
Manufacture of wood and of products of wood and cork, except furniture.....	54,453	104,982	51.87	29,379
MANUFACTURE OF PAPER, PAPER PRODUCTS AND PRINTING.....	257,374	411,344	62.57	218,372
Manufacture of paper and paper products.....	125,438	224,675	55.83	135,078
Publishing and printing services.....	131,937	186,669	70.68	83,294
MANUFACTURE OF CHEMICALS AND CHEMICAL PRODUCTS.....	338,395	782,462	43.25	379,234
Manufacture of basic chemicals, except fertilizers and nitrogen compounds.....	27,641	242,669	11.39	76,980
Manufacture of paints, varnishes and mastics .....	86,093	108,878	79.07	76,051

**ACTUAL VALUE OF PRODUCTION AS PERCENTAGE OF YEARLY CAPACITY BY INDUSTRIAL GROUP  
PUBLIC AND PRIVATE - 1996/97 (1989 E.F.Y.)**

TABLE 4.31 (Contd..)

(IN '000 BIRR)

INDUSTRIAL GROUP	ACTUAL VALUE OF PRODUCTION	VALUE OF PRODUCTION AT FULL CAPACITY (AT MARKET PRICE)	ACTUAL VALUE OF PRODUCTION AS % OF YEARLY CAPACITY	DEMAND OF RAW MATERIALS CONSUMPTION AT FULL CAPACITY
Manufacture of pharmaceuticals, medicinal chemicals and botanical products.....	103,398	109,219	94.67	60,909
Manufacture of soap and detergents cleaning and polishing, perfumes and toilet preparations.....	101,787 19,477	288,408 33,288	35.29 58.51	138,754 26,539
Manufacture of chemical products n.e.c. ....	295,093	839,194	35.16	318,575
<b>MANUFACTURE OF RUBBER AND PLASTIC PRODUCTS.....</b>	<b>141,922</b>	<b>254,438</b>	<b>55.78</b>	<b>144,753</b>
Manufacture of rubber products.....	153,171	584,756	26.19	173,823
Manufacture of plastic products.....	534,952	723,669	73.92	217,609
<b>MANUFACTURE OF OTHER NON-METALLIC MINERAL PRODUCTS ...</b>	<b>18,922</b>	<b>25,399</b>	<b>74.50</b>	<b>3,433</b>
Manufacture of glass and glass products.....	10,730	12,638	84.90	483
Manufacture of structural clay products .....	357,382	399,924	89.36	92,857
Manufacture of cement, lime and plaster .....	52,876	98,986	53.42	48,671
Manufacture of articles of concrete, cement and plaster .....	95,043	186,721	50.90	72,165
Manufacture of non-metallic mineral products n.e.c..	301,869	300,201	100.56	220,976
<b>MANUFACTURE OF BASIC IRON AND STEEL.....</b>	<b>301,869</b>	<b>300,201</b>	<b>100.56</b>	<b>220,976</b>
Manufacture of basic iron and steel.....	91,214	208,487	43.75	103,739
<b>MANUFACTURE OF FABRICATED METAL PRODUCTS EXCEPT MACHINERY AND EQUIPMENT .....</b>	<b>13,074</b>	<b>33,692</b>	<b>38.80</b>	<b>15,073</b>
Manufacture of structural metal products, tanks, reservoirs and containers of metal .....	12,785	35,332	36.19	12,430
Manufacture of cutlery, hand tools and general hardware .....	65,355	139,463	46.86	76,236
Manufacture of other fabricated metal products .....	8,863	31,788	27.88	17,661
<b>MANUFACTURE OF MACHINERY AND EQUIPMENT N.E.C. ....</b>	<b>4,727</b>	<b>7,724</b>	<b>61.20</b>	<b>6,909</b>
Manufacture of pumps, compressors, taps and valves..	1,677	4,885	34.33	2,322
Manufacture of ovens, furnaces and furnace burners..	607	1,616	37.53	633
Manufacture of other general purpose machinery.....	1,562	12,831	12.17	5,337
Manufacture of machinery for food and beverage processing .....	289	4,731	6.12	2,461
Manufacture of accumulators, primary cells and and primary batteries .....	102,718	597,692	17.19	422,505
<b>MANUFACTURE OF MOTOR VEHICLES, TRAILERS &amp; SEMI-TRAILERS</b>	<b>102,492</b>	<b>594,901</b>	<b>17.23</b>	<b>421,677</b>
Manufacture of bodies for motor vehicles.....	226	2,791	8.09	828
Manufacture of parts and accessories for motor vehicles and their engines.....	82,970	154,493	53.70	63,231
<b>MANUFACTURE OF FURNITURE; MANUFACTURING N.E.C. ....</b>	<b>82,970</b>	<b>154,493</b>	<b>53.70</b>	<b>63,231</b>
Manufacture of furniture; manufacturing n.e.c.....	5,849,289	12,042,681	48.57	5,625,255
<b>T O T A L</b>				

ACTUAL VALUE OF PRODUCTION AS PERCENTAGE OF YEARLY CAPACITY BY INDUSTRIAL GROUP  
PUBLIC - 1996/97 (1989 E.F.Y.)

(IN '000 BIRR)

TABLE 4.32

INDUSTRIAL GROUP	ACTUAL VALUE OF PRODUCTION	VALUE OF PRODUCTION AT FULL CAPACITY (AT MARKET PRICE)	ACTUAL VALUE OF PRODUCTION AS % OF YEARLY CAPACITY	DEMAND OF RAW MATERIALS CONSUMPTION AT FULL CAPACITY
MANUFACTURE OF FOOD PRODUCTS AND BEVERAGES.....	1,646,674	2,816,381	58.47	1,053,975
Production, processing and preserving of meat, fruit and vegetables .....	40,100	390,484	10.27	171,678
Manufacture of vegetable and animal oils and fats...	27,313	90,699	30.11	49,223
Manufacture of dairy products .....	10,778	15,231	70.77	7,899
Manufacture of grain mill products .....	218,970	477,985	45.81	335,762
Manufacture of prepared animal feeds .....	3,291	24,077	13.67	12,963
Manufacture of bakery products .....	86,147	124,280	69.32	90,260
Manufacture of sugar and sugar confectionery .....	540,728	726,867	74.39	125,081
Manufacture of macaroni and spaghetti.....	43,059	51,274	83.98	23,189
Manufacture of food products n.e.c.....	52,084	74,245	70.15	30,236
Distilling, rectifying and blending of spirits .....	58,741	107,913	54.43	4,034
Manufacture of wines .....	20,509	46,419	44.18	65,795
Manufacture of malt liquors and malt .....	487,456	586,966	83.05	127,871
Manufacture of soft drinks & production of mineral waters .....	57,499	99,940	57.53	9,984
MANUFACTURE OF TOBACCO PRODUCTS .....	241,997	1,465,294	16.52	517,172
Manufacture of tobacco products.....	241,997	1,465,294	16.52	517,172
MANUFACTURE OF TEXTILES .....	595,677	1,299,000	45.86	850,090
Spinning, weaving and finishing of textiles .....	531,760	1,209,818	43.95	796,666
Manufacture of cordage, rope, twine and netting .....	63,964	89,182	71.72	53,424
Knitting mills .....	-47	-	-	-
MANUFACTURE OF WEARING APPAREL, EXCEPT FUR APPAREL....	41,929	77,589	54.04	43,656
Manufacture of wearing apparel except fur apparel....	41,929	77,589	54.04	43,656
TANNING AND DRESSING OF LEATHER; MANUFACTURE OF FOOTWEAR, LUGGAGE AND HANDBAGS .....	451,495	571,006	79.07	347,292
Tanning and dressing of leather, luggage and handbags .....	365,479	429,560	85.08	279,141
Manufacture of footwear.....	86,016	141,446	60.81	68,151
MANUFACTURE OF WOOD AND OF PRODUCTS OF WOOD AND CORK, EXCEPT FURNITURE .....	47,034	77,583	60.62	23,235
Manufacture of wood and of products of wood and cork, except furniture.....	47,034	77,583	60.62	23,235
MANUFACTURE OF PAPER, PAPER PRODUCTS AND PRINTING.....	209,618	322,972	64.90	166,995
Manufacture of paper and paper products.....	108,860	190,254	57.22	110,143
Publishing and printing services.....	100,758	132,718	75.92	56,852
MANUFACTURE OF CHEMICALS AND CHEMICAL PRODUCTS.....	242,559	506,864	47.85	248,483
Manufacture of basic chemicals, except fertilizers and nitrogen compounds.....	23,049	242,669	9.50	76,980
Manufacture of paints, varnishes and mastics .....	59,596	77,025	77.37	56,696

**ACTUAL VALUE OF PRODUCTION AS PERCENTAGE OF YEARLY CAPACITY BY INDUSTRIAL GROUP  
PUBLIC - 1996/97 (1989 E.F.Y.)**

(IN '000 BIRR)

TABLE 4.32 (Contd..)

INDUSTRIAL GROUP	ACTUAL VALUE OF PRODUCTION	VALUE OF PRODUCTION AT FULL CAPACITY (AT MARKET PRICE)	ACTUAL VALUE OF PRODUCTION AS % OF YEARLY CAPACITY	DEMAND OF RAW MATERIALS CONSUMPTION AT FULL CAPACITY
Manufacture of pharmaceuticals, medicinal chemicals and botanical products.....	96,393	105,503	91.37	58,523
Manufacture of soap and detergents cleaning and polishing, perfumes and toilet preparations.....	53,150	68,434	77.67	44,017
Manufacture of chemical products n.e.c. ....	10,372	13,233	78.38	12,267
MANUFACTURE OF RUBBER AND PLASTIC PRODUCTS.....	198,956	557,381	35.69	200,840
Manufacture of rubber products.....	119,314	231,038	51.64	139,407
Manufacture of plastic products.....	79,641	326,342	24.40	61,433
MANUFACTURE OF OTHER NON-METALLIC MINERAL PRODUCTS ...	434,452	521,776	83.26	142,055
Manufacture of glass and glass products.....	17,951	22,212	80.81	2,516
Manufacture of structural clay products.....	10,062	11,324	88.85	409
Manufacture of cement, lime and plaster .....	368,000	399,387	92.14	92,761
Manufacture of articles of concrete, cement and plaster .....	26,788	33,441	80.10	17,303
Manufacture of non-metallic mineral products n.e.c..	11,652	55,412	21.03	29,066
MANUFACTURE OF BASIC IRON AND STEEL.....	290,583	285,470	101.79	213,928
Manufacture of basic iron and steel.....	290,583	285,470	101.79	213,928
MANUFACTURE OF FABRICATED METAL PRODUCTS EXCEPT MACHINERY AND EQUIPMENT .....	71,582	159,017	45.02	79,260
Manufacture of structural metal products, tanks, reservoirs and containers of metal .....	446	-	-	-
Manufacture of cutlery, hand tools and general hardware .....	13,730	34,467	39.84	12,244
Manufacture of other fabricated metal products .....	57,405	124,550	46.09	67,016
MANUFACTURE OF MACHINERY AND EQUIPMENT N.E.C. ....	4,833	12,455	38.81	9,369
Manufacture of pumps, compressors, taps and valves..	3,658	7,724	47.36	6,909
Manufacture of ovens, furnaces and furnace burners..	108	-	-	-
Manufacture of other general purpose machinery.....	77	-	-	-
Manufacture of machinery for food and beverage processing .....	144	-	-	-
Manufacture of accumulators, primary cells and and primary batteries .....	847	4,731	17.90	2,461
MANUFACTURE OF MOTOR VEHICLES, TRAILERS & SEMI-TRAILERS	81,716	548,656	14.89	399,973
Manufacture of bodies for motor vehicles.....	81,716	548,656	14.89	399,973
Manufacture of parts and accessories for motor vehicles and their engines.....	-	-	-	-
MANUFACTURE OF FURNITURE; MANUFACTURING N.E.C. ....	10,549	9,743	108.28	5,206
Manufacture of furniture; manufacturing n.e.c.....	10,549	9,743	108.28	5,206
<b>T O T A L</b>	<b>4,569,654</b>	<b>9,231,186</b>	<b>49.50</b>	<b>4,301,529</b>

ACTUAL VALUE OF PRODUCTION AS PERCENTAGE OF YEARLY CAPACITY BY INDUSTRIAL GROUP  
PRIVATE - 1996/97 (1989 E.F.Y.)

(IN '000 BIRR)

INDUSTRIAL GROUP	ACTUAL VALUE OF PRODUCTION	VALUE OF PRODUCTION AT FULL CAPACITY (AT MARKET PRICE)	ACTUAL VALUE OF PRODUCTION AS % OF YEARLY CAPACITY	DEMAND OF RAW MATERIALS CONSUMPTION AT FULL CAPACITY
	546,232	1,182,538	46.19	534,662
<b>MANUFACTURE OF FOOD PRODUCTS AND BEVERAGES.....</b>				
Production, processing and preserving of meat, fruit and vegetables.....	-1,716	-	26.54	40,752
Manufacture of vegetable and animal oils and fats.....	24,537	92,454	-	-
Manufacture of dairy products.....	166,739	271,147	61.49	201,479
Manufacture of grain mill products.....	49,444	5,473	12.48	2,882
Manufacture of prepared animal feeds.....	38,003	115,207	42.92	71,747
Manufacture of bakery products.....	2,386	3,348	1,135.14	2,334
Manufacture of sugar and sugar confectionery.....	23,628	6,584	35.24	5,313
Manufacture of macaroni and spaghetti.....	8,271	65,691	35.97	48,094
Manufacture of food products n.e.c.....	348	67,009	12.34	33,191
Distilling, rectifying and blending of spirits.....	1,409	-	-	-
Manufacture of wines.....	232,502	555,624	41.85	128,869
Manufacture of malt liquors and malt waters.....	-1,876	-	-	-
<b>MANUFACTURE OF TOBACCO PRODUCTS.....</b>				
Manufacture of tobacco products.....	-1,876	-	-	-
<b>MANUFACTURE OF TEXTILES.....</b>				
Spinning, weaving and finishing of textiles.....	59,887	33,553	178.48	22,031
Manufacture of cordage, rope, twine and netting.....	4,830	21,707	227.28	15,828
Knitting mills.....	5,723	11,847	48.31	6,204
<b>MANUFACTURE OF WEARING APPAREL, EXCEPT FUR APPAREL.....</b>				
Manufacture of wearing apparel except fur apparel.....	13,933	61,229	22.76	41,459
	13,933	61,229	22.76	41,459
<b>TANNING AND DRESSING OF LEATHER; MANUFACTURE OF FOOTWEAR, LUGGAGE AND HANDBAGS.....</b>				
Tanning and dressing of leather, luggage and handbags.....	185,440	381,778	48.57	223,636
Manufacture of footwear.....	110,166	224,723	49.02	134,514
	75,274	157,055	47.95	89,122
<b>MANUFACTURE OF WOOD AND OF PRODUCTS OF WOOD AND CORK, EXCEPT FURNITURE.....</b>				
Manufacture of wood and of products of wood and cork, except furniture.....	7,419	27,399	27.08	6,144
	7,419	27,399	27.08	6,144
<b>MANUFACTURE OF PAPER, PAPER PRODUCTS AND PRINTING.....</b>				
Manufacture of paper and paper products.....	47,756	88,372	54.04	51,377
Publishing and printing services.....	16,577	34,420	48.16	24,935
	31,178	53,952	57.79	26,442
<b>MANUFACTURE OF CHEMICALS AND CHEMICAL PRODUCTS.....</b>				
Manufacture of basic chemicals, except fertilizers and nitrogen compounds.....	95,836	275,598	34.77	130,751
Manufacture of paints, varnishes and mastics.....	4,591	31,853	83.19	19,356
	26,497	-	-	-

**ACTUAL VALUE OF PRODUCTION AS PERCENTAGE OF YEARLY CAPACITY BY INDUSTRIAL GROUP  
PRIVATE - 1996/97 (1989 E.F.Y.)**

TABLE 4.33 (Contd..)

(IN '000 BIRR)

INDUSTRIAL GROUP	ACTUAL VALUE OF PRODUCTION	VALUE OF PRODUCTION AT FULL CAPACITY (AT MARKET PRICE)	ACTUAL VALUE OF PRODUCTION AS % OF YEARLY CAPACITY	DEMAND OF RAW MATERIALS CONSUMPTION AT FULL CAPACITY
Manufacture of pharmaceuticals, medicinal chemicals and botanical products.....	7,005	3,716	188.53	2,386
Manufacture of soap and detergents cleaning and polishing, perfumes and toilet preparations.....	48,637	219,974	22.11	94,737
Manufacture of chemical products n.e.c. ....	9,105	20,055	45.40	14,272
<b>MANUFACTURE OF RUBBER AND PLASTIC PRODUCTS.....</b>	<b>96,137</b>	<b>281,813</b>	<b>34.11</b>	<b>117,735</b>
Manufacture of rubber products.....	22,608	23,399	96.62	5,346
Manufacture of plastic products.....	73,529	258,414	28.45	112,389
<b>MANUFACTURE OF OTHER NON-METALLIC MINERAL PRODUCTS ...</b>	<b>100,500</b>	<b>201,893</b>	<b>49.78</b>	<b>75,554</b>
Manufacture of glass and glass products.....	971	3,187	30.47	917
Manufacture of structural clay products .....	668	1,314	50.83	74
Manufacture of cement, lime and plaster .....	-10,618	538	-1,975.07	96
Manufacture of articles of concrete, cement and plaster .....	26,088	65,545	39.80	31,368
Manufacture of non-metallic mineral products n.e.c..	83,391	131,309	63.51	43,099
<b>MANUFACTURE OF BASIC IRON AND STEEL.....</b>	<b>11,286</b>	<b>14,731</b>	<b>76.61</b>	<b>7,048</b>
Manufacture of basic iron and steel.....	11,286	14,731	76.61	7,048
<b>MANUFACTURE OF FABRICATED METAL PRODUCTS EXCEPT MACHINERY AND EQUIPMENT .....</b>	<b>19,632</b>	<b>49,470</b>	<b>39.69</b>	<b>24,479</b>
Manufacture of structural metal products, tanks, reservoirs and containers of metal .....	12,627	33,692	37.48	15,073
Manufacture of cutlery, hand tools and general hardware .....	-945	865	-109.22	186
Manufacture of other fabricated metal products .....	7,950	14,913	53.31	9,220
<b>MANUFACTURE OF MACHINERY AND EQUIPMENT N.E.C. ....</b>	<b>4,029</b>	<b>19,332</b>	<b>20.84</b>	<b>8,292</b>
Manufacture of pumps, compressors, taps and valves..	1,069	-	-	-
Manufacture of ovens, furnaces and furnace burners..	1,570	4,885	32.13	2,322
Manufacture of other general purpose machinery.....	530	1,616	32.79	633
Manufacture of machinery for food and beverage processing .....	1,418	12,831	11.05	5,337
Manufacture of accumulators, primary cells and and primary batteries .....	-558	-	-	-
<b>MANUFACTURE OF MOTOR VEHICLES, TRAILERS &amp; SEMI-TRAILERS</b>	<b>21,002</b>	<b>49,036</b>	<b>42.83</b>	<b>22,532</b>
Manufacture of bodies for motor vehicles.....	20,777	46,245	44.93	21,704
Manufacture of parts and accessories for motor vehicles and their engines.....	226	2,791	8.09	828
<b>MANUFACTURE OF FURNITURE; MANUFACTURING N.E.C. ....</b>	<b>72,421</b>	<b>144,751</b>	<b>50.03</b>	<b>58,024</b>
Manufacture of furniture; manufacturing n.e.c.....	72,421	144,751	50.03	58,024
<b>T O T A L</b>	<b>1,279,635</b>	<b>2,811,494</b>	<b>45.51</b>	<b>1,323,726</b>

**GROSS VALUE OF PRODUCTION BY SIZE OF PERSONS ENGAGED AND INDUSTRIAL GROUP  
PUBLIC AND PRIVATE - 1996/97 (1989 E.F.Y.)**

TABLE 4.34

( IN '000 BIRR)

INDUSTRIAL GROUP	SIZE - GROUP			
	10 - 19	20 - 49	50 & OVER	TOTAL
<b>MANUFACTURE OF FOOD PRODUCTS AND BEVERAGES.....</b>	37,686	51,613	2,138,332	2,227,632
Production, processing and preserving of meat, fruit and vegetables .....	-	-	45,502	45,502
Manufacture of vegetable and animal oils and fats...	10,629	6,334	36,107	53,069
Manufacture of dairy products .....	-	-	11,217	11,217
Manufacture of grain mill products .....	7,061	20,659	363,432	391,151
Manufacture of prepared animal feeds .....	736	-	3,338	4,074
Manufacture of bakery products .....	17,434	14,498	105,578	137,510
Manufacture of sugar and sugar confectionery .....	947	2,512	580,799	584,258
Manufacture of macaroni and spaghetti.....	-	-	45,918	45,918
Manufacture of food products n.e.c. ....	583	-	77,942	78,525
Distilling, rectifying and blending of spirits .....	297	7,611	59,226	67,134
Manufacture of wines .....	-	-	21,104	21,104
Manufacture of malt liquors and malt .....	-	-	492,756	492,756
Manufacture of soft drinks & production of mineral waters .....	-	-	295,414	295,414
<b>MANUFACTURE OF TOBACCO PRODUCTS .....</b>	-	-	240,371	240,371
Manufacture of tobacco products.....	-	-	240,371	240,371
<b>MANUFACTURE OF TEXTILES .....</b>	2,100	3,461	663,715	669,276
Spinning, weaving and finishing of textiles .....	1,506	1,089	590,746	593,341
Manufacture of cordage, rope, twine and netting .....	-	-	70,258	70,258
Knitting mills .....	594	2,371	2,711	5,676
<b>MANUFACTURE OF WEARING APPAREL, EXCEPT FUR APPAREL....</b>	2,443	3,463	52,295	58,201
Manufacture of wearing apparel except fur apparel...	2,443	3,463	52,295	58,201
<b>TANNING AND DRESSING OF LEATHER; MANUFACTURE OF FOOTWEAR, LUGGAGE AND HANDBAGS .....</b>	6,012	28,796	613,548	648,357
Tanning and dressing of leather, luggage and handbags Manufacture of footwear.....	6,012	28,796	483,364 130,185	483,364 164,993
<b>MANUFACTURE OF WOOD AND OF PRODUCTS OF WOOD AND CORK, EXCEPT FURNITURE .....</b>	2,310	2,716	50,148	55,174
Manufacture of wood and of products of wood and cork, except furniture.....	2,310	2,716	50,148	55,174
<b>MANUFACTURE OF PAPER, PAPER PRODUCTS AND PRINTING.....</b>	8,028	8,511	246,880	263,419
Manufacture of paper and paper products.....	3,375	2,349	120,592	126,316
Publishing and printing services.....	4,653	6,162	126,288	137,103
<b>MANUFACTURE OF CHEMICALS AND CHEMICAL PRODUCTS.....</b>	6,895	18,559	321,928	347,381
Manufacture of basic chemicals, except fertilizers and nitrogen compounds.....	-	-	29,688	29,688
Manufacture of paints, varnishes and mastics .....	930	12,301	74,082	87,312

GROSS VALUE OF PRODUCTION BY SIZE OF PERSONS ENGAGED AND INDUSTRIAL GROUP  
PUBLIC AND PRIVATE - 1996/97 (1989 E.F.Y.)

TABLE 4.34(Contd..)

( IN '000 BIRR)

INDUSTRIAL GROUP	SIZE - GROUP			
	10 - 19	20 - 49	50 & OVER	TOTAL
Manufacture of pharmaceuticals, medicinal chemicals and botanical products.....	-	1,084	102,539	103,623
Manufacture of soap and detergents cleaning and polishing, perfumes and toilet preparations.....	3,802	5,174	97,655	106,631
Manufacture of chemical products n.e.c. ....	2,163	-	17,964	20,127
MANUFACTURE OF RUBBER AND PLASTIC PRODUCTS.....	974	49,038	248,273	298,285
Manufacture of rubber products.....	233	2,361	140,803	143,398
Manufacture of plastic products.....	740	46,677	107,470	154,887
MANUFACTURE OF OTHER NON-METALLIC MINERAL PRODUCTS ...	8,941	12,256	523,011	544,208
Manufacture of glass and glass products.....	-	-	19,543	19,543
Manufacture of structural clay products .....	86	170	11,386	11,643
Manufacture of cement, lime and plaster .....	307	1,249	357,365	358,920
Manufacture of articles of concrete, cement and plaster .....	8,397	10,837	38,801	58,034
Manufacture of non-metallic mineral products n.e.c..	152	-	95,915	96,067
MANUFACTURE OF BASIC IRON AND STEEL.....	383	11,847	291,324	303,555
Manufacture of basic iron and steel.....	383	11,847	291,324	303,555
MANUFACTURE OF FABRICATED METAL PRODUCTS EXCEPT MACHINERY AND EQUIPMENT .....	6,084	10,244	85,826	102,153
Manufacture of structural metal products, tanks, reservoirs and containers of metal .....	5,274	3,112	5,743	14,129
Manufacture of cutlery, hand tools and general hardware .....	-	274	20,286	20,560
Manufacture of other fabricated metal products .....	810	6,857	59,797	67,464
MANUFACTURE OF MACHINERY AND EQUIPMENT N.E.C. ....	1,439	3,080	5,817	10,335
Manufacture of pumps, compressors, taps and valves..	-	-	5,030	5,030
Manufacture of ovens, furnaces and furnace burners..	1,036	738	-	1,774
Manufacture of other general purpose machinery.....	403	-	490	893
Manufacture of machinery for food and beverage processing .....	-	2,342	-	2,342
Manufacture of accumulators, primary cells and and primary batteries .....	-	-	297	297
MANUFACTURE OF MOTOR VEHICLES, TRAILERS & SEMI-TRAILERS	715	2,312	131,927	134,954
Manufacture of bodies for motor vehicles.....	414	2,312	131,927	134,653
Manufacture of parts and accessories for motor vehicles and their engines.....	301	-	-	301
MANUFACTURE OF FURNITURE; MANUFACTURING N.E.C. ....	13,375	20,252	59,271	92,898
Manufacture of furniture; manufacturing n.e.c.....	13,375	20,252	59,271	92,898
T O T A L	97,386	226,147	5,672,666	5,996,199

**GROSS VALUE OF PRODUCTION BY SIZE OF PERSONS ENGAGED AND INDUSTRIAL GROUP  
PUBLIC - 1996/97 (1989 E.F.Y.)**

TABLE 4.35

( IN '000 BIRR)

INDUSTRIAL GROUP	SIZE - GROUP			
	10 - 19	20 - 49	50 & OVER	TOTAL
MANUFACTURE OF FOOD PRODUCTS AND BEVERAGES.....	-	5,529	1,698,260	1,703,789
Production, processing and preserving of meat, fruit and vegetables .....	-	-	45,502	45,502
Manufacture of vegetable and animal oils and fats...	-	3,674	24,186	27,860
Manufacture of dairy products .....	-	-	11,217	11,217
Manufacture of grain mill products .....	-	-	225,840	225,840
Manufacture of prepared animal feeds .....	-	-	3,338	3,338
Manufacture of bakery products .....	-	-	86,189	86,189
Manufacture of sugar and sugar confectionery .....	-	1,855	580,799	582,654
Manufacture of macaroni and spaghetti.....	-	-	42,356	42,356
Manufacture of food products n.e.c. ....	-	-	48,343	48,343
Distilling, rectifying and blending of spirits .....	-	-	59,226	59,226
Manufacture of wines .....	-	-	21,104	21,104
Manufacture of malt liquors and malt .....	-	-	492,756	492,756
Manufacture of soft drinks & production of mineral waters .....	-	-	57,404	57,404
MANUFACTURE OF TOBACCO PRODUCTS .....	-	-	240,371	240,371
Manufacture of tobacco products.....	-	-	240,371	240,371
MANUFACTURE OF TEXTILES .....	-	459	652,821	653,280
Spinning, weaving and finishing of textiles .....	-	459	582,563	583,022
Manufacture of cordage, rope, twine and netting ....	-	-	70,258	70,258
Knitting mills .....	-	-	-	-
MANUFACTURE OF WEARING APPAREL, EXCEPT FUR APPAREL....	-	-	32,237	32,237
Manufacture of wearing apparel except fur apparel...	-	-	32,237	32,237
TANNING AND DRESSING OF LEATHER; MANUFACTURE OF FOOTWEAR, LUGGAGE AND HANDBAGS .....	-	-	452,133	452,133
Tanning and dressing of leather, luggage and handbags	-	-	364,070	364,070
Manufacture of footwear.....	-	-	88,063	88,063
MANUFACTURE OF WOOD AND OF PRODUCTS OF WOOD AND CORK, EXCEPT FURNITURE .....	-	741	49,313	50,054
Manufacture of wood and of products of wood and cork, except furniture.....	-	741	49,313	50,054
MANUFACTURE OF PAPER, PAPER PRODUCTS AND PRINTING.....	-	-	205,184	205,184
Manufacture of paper and paper products.....	-	-	104,305	104,305
Publishing and printing services.....	-	-	100,878	100,878
MANUFACTURE OF CHEMICALS AND CHEMICAL PRODUCTS.....	-	-	251,953	251,953
Manufacture of basic chemicals, except fertilizers and nitrogen compounds.....	-	-	29,688	29,688
Manufacture of paints, varnishes and mastics .....	-	-	60,017	60,017

GROSS VALUE OF PRODUCTION BY SIZE OF PERSONS ENGAGED AND INDUSTRIAL GROUP  
PUBLIC - 1996/97 (1989 E.F.Y.)

TABLE 4.35(Contd..)

( IN '000 BIRR)

INDUSTRIAL GROUP	SIZE - GROUP			
	10 - 19	20 - 49	50 & OVER	TOTAL
Manufacture of pharmaceuticals, medicinal chemicals and botanical products.....	-	-	102,539	102,539
Manufacture of soap and detergents cleaning and polishing, perfumes and toilet preparations.....	-	-	48,954	48,954
Manufacture of chemical products n.e.c. ....	-	-	10,754	10,754
MANUFACTURE OF RUBBER AND PLASTIC PRODUCTS.....	-	-	213,811	213,811
Manufacture of rubber products.....	-	-	137,228	137,228
Manufacture of plastic products.....	-	-	76,583	76,583
MANUFACTURE OF OTHER NON-METALLIC MINERAL PRODUCTS ...	247	1,249	442,570	444,066
Manufacture of glass and glass products.....	-	-	16,080	16,080
Manufacture of structural clay products .....	-	-	10,883	10,883
Manufacture of cement, lime and plaster .....	-	1,249	357,365	358,614
Manufacture of articles of concrete, cement and plaster .....	247	-	30,422	30,669
Manufacture of non-metallic mineral products n.e.c. ....	-	-	27,821	27,821
MANUFACTURE OF BASIC IRON AND STEEL.....	-	-	291,324	291,324
Manufacture of basic iron and steel.....	-	-	291,324	291,324
MANUFACTURE OF FABRICATED METAL PRODUCTS EXCEPT MACHINERY AND EQUIPMENT .....	-	-	78,436	78,436
Manufacture of structural metal products, tanks, reservoirs and containers of metal .....	-	-	-	-
Manufacture of cutlery, hand tools and general hardware .....	-	-	20,286	20,286
Manufacture of other fabricated metal products .....	-	-	58,150	58,150
MANUFACTURE OF MACHINERY AND EQUIPMENT N.E.C. ....	-	-	5,327	5,327
Manufacture of pumps, compressors, taps and valves..	-	-	5,030	5,030
Manufacture of ovens, furnaces and furnace burners..	-	-	-	-
Manufacture of other general purpose machinery.....	-	-	-	-
Manufacture of machinery for food and beverage processing .....	-	-	-	-
Manufacture of accumulators, primary cells and and primary batteries .....	-	-	297	297
MANUFACTURE OF MOTOR VEHICLES, TRAILERS & SEMI-TRAILERS	-	-	109,812	109,812
Manufacture of bodies for motor vehicles.....	-	-	109,812	109,812
Manufacture of parts and accessories for motor vehicles and their engines.....	-	-	-	-
MANUFACTURE OF FURNITURE; MANUFACTURING N.E.C. ....	66	285	8,458	8,809
Manufacture of furniture; manufacturing n.e.c.....	66	285	8,458	8,809
T O T A L	313	8,262	4,732,011	4,740,586

GROSS VALUE OF PRODUCTION BY SIZE OF PERSONS ENGAGED AND INDUSTRIAL GROUP  
PRIVATE - 1996/97 (1989 E.F.Y.)

TABLE 4.36

( IN '000 BIRR)

INDUSTRIAL GROUP	SIZE - GROUP			
	10 - 19	20 - 49	50 & OVER	TOTAL
MANUFACTURE OF FOOD PRODUCTS AND BEVERAGES.....	37,686	46,084	440,072	523,843
Production, processing and preserving of meat, fruit and vegetables .....	-	-	-	-
Manufacture of vegetable and animal oils and fats...	10,629	2,660	11,920	25,209
Manufacture of dairy products .....	7,061	20,659	137,592	165,312
Manufacture of grain mill products .....	736	-	-	736
Manufacture of prepared animal feeds .....	17,434	14,498	19,389	51,321
Manufacture of bakery products .....	947	657	-	1,603
Manufacture of sugar and sugar confectionery .....	-	-	3,562	3,562
Manufacture of macaroni and spaghetti.....	583	-	29,599	30,182
Manufacture of food products n.e.c. ....	297	7,611	-	7,908
Distilling, rectifying and blending of spirits .....	-	-	-	-
Manufacture of wines .....	-	-	-	-
Manufacture of malt liquors and malt .....	-	-	-	-
Manufacture of soft drinks & production of mineral waters .....	-	-	238,010	238,010
MANUFACTURE OF TOBACCO PRODUCTS .....	-	-	-	-
Manufacture of tobacco products.....	2,100	3,002	10,894	15,996
MANUFACTURE OF TEXTILES .....	1,506	631	8,183	10,320
Spinning, weaving and finishing of textiles .....	-	-	-	-
Manufacture of cordage, rope, twine and netting .....	594	2,371	2,711	5,676
Knitting mills .....	-	-	-	-
MANUFACTURE OF WEARING APPAREL, EXCEPT FUR APPAREL....	2,443	3,463	20,058	25,964
Manufacture of wearing apparel except fur apparel....	2,443	3,463	20,058	25,964
TANNING AND DRESSING OF LEATHER; MANUFACTURE OF FOOTWEAR, LUGGAGE AND HANDBAGS .....	6,012	28,796	161,415	196,224
Tanning and dressing of leather, luggage and handbags .....	-	-	119,293	119,293
Manufacture of footwear.....	6,012	28,796	42,122	76,930
MANUFACTURE OF WOOD AND OF PRODUCTS OF WOOD AND CORK, EXCEPT FURNITURE .....	2,310	1,975	835	5,120
Manufacture of wood and of products of wood and cork, except furniture.....	2,310	1,975	835	5,120
MANUFACTURE OF PAPER, PAPER PRODUCTS AND PRINTING.....	8,028	8,511	41,696	58,236
Manufacture of paper and paper products.....	3,375	2,349	16,287	22,011
Publishing and printing services.....	4,653	6,162	25,409	36,225
MANUFACTURE OF CHEMICALS AND CHEMICAL PRODUCTS.....	6,895	18,559	69,975	95,429
Manufacture of basic chemicals, except fertilizers and nitrogen compounds.....	-	-	-	-
Manufacture of paints, varnishes and mastics .....	930	12,301	14,065	27,295

GROSS VALUE OF PRODUCTION BY SIZE OF PERSONS ENGAGED AND INDUSTRIAL GROUP  
PRIVATE - 1996/97 (1989 E.F.Y.)

TABLE 4.36(Contd..)

( IN '000 BIRR)

INDUSTRIAL GROUP	SIZE - GROUP				TOTAL
	10 - 19	20 - 49	50 & OVER		
Manufacture of pharmaceuticals, medicinal chemicals and botanical products.....	-	1,084	-	1,084	
Manufacture of soap and detergents cleaning and polishing, perfumes and toilet preparations.....	3,802	5,174	48,701	57,677	
Manufacture of chemical products n.e.c. ....	2,163	-	7,210	9,373	
MANUFACTURE OF RUBBER AND PLASTIC PRODUCTS.....	974	49,038	34,462	84,474	
Manufacture of rubber products.....	233	2,361	3,576	6,170	
Manufacture of plastic products.....	740	46,677	30,887	78,304	
MANUFACTURE OF OTHER NON-METALLIC MINERAL PRODUCTS .....	8,695	11,007	80,440	100,142	
Manufacture of glass and glass products.....	-	-	3,463	3,463	
Manufacture of structural clay products .....	86	170	3,504	3,760	
Manufacture of cement, lime and plaster .....	307	-	-	307	
Manufacture of articles of concrete, cement and plaster .....	8,150	10,837	8,379	27,366	
Manufacture of non-metallic mineral products n.e.c.....	152	-	68,094	68,246	
MANUFACTURE OF BASIC IRON AND STEEL.....	383	11,847	-	12,231	
Manufacture of basic iron and steel.....	383	11,847	-	12,231	
MANUFACTURE OF FABRICATED METAL PRODUCTS EXCEPT MACHINERY AND EQUIPMENT .....	6,084	10,244	7,390	23,717	
Manufacture of structural metal products, tanks, reservoirs and containers of metal .....	5,274	3,112	5,743	14,129	
Manufacture of cutlery, hand tools and general hardware .....	-	274	-	274	
Manufacture of other fabricated metal products .....	810	6,857	1,647	9,314	
MANUFACTURE OF MACHINERY AND EQUIPMENT N.E.C. ....	1,439	3,080	490	5,009	
Manufacture of pumps, compressors, taps and valves.....	-	-	-	-	
Manufacture of ovens, furnaces and furnace burners.....	1,036	738	-	1,774	
Manufacture of other general purpose machinery.....	403	-	490	893	
Manufacture of machinery for food and beverage processing .....	-	2,342	-	2,342	
Manufacture of accumulators, primary cells and primary batteries .....	-	-	-	-	
MANUFACTURE OF MOTOR VEHICLES, TRAILERS & SEMI-TRAILERS	715	2,312	22,115	25,142	
Manufacture of bodies for motor vehicles.....	414	2,312	22,115	24,841	
Manufacture of parts and accessories for motor vehicles and their engines.....	301	-	-	301	
MANUFACTURE OF FURNITURE; MANUFACTURING N.E.C. ....	13,309	19,967	50,813	84,089	
Manufacture of furniture; manufacturing n.e.c.....	13,309	19,967	50,813	84,089	
TOTAL	97,073	217,885	940,655	1,255,614	

VALUE ADDED\* BY SIZE OF PERSONS ENGAGED AND INDUSTRIAL GROUP  
PUBLIC AND PRIVATE - 1996/97 (1989 E.F.Y.)

( IN '000 BIRR)

TABLE 4.37

INDUSTRIAL GROUP	SIZE - GROUP			
	10 - 19	20 - 49	50 & OVER	TOTAL
MANUFACTURE OF FOOD PRODUCTS AND BEVERAGES.....	8,029	10,308	644,393	662,729
Production, processing and preserving of meat, fruit and vegetables .....	-	-	11,409	11,409
Manufacture of vegetable and animal oils and fats...	2,107	905	4,104	7,116
Manufacture of dairy products .....	-	-	3,325	3,325
Manufacture of grain mill products .....	1,665	3,866	49,391	54,922
Manufacture of prepared animal feeds .....	251	-	851	1,102
Manufacture of bakery products .....	3,740	4,251	20,551	28,542
Manufacture of sugar and sugar confectionery .....	179	564	326,935	327,679
Manufacture of macaroni and spaghetti.....	-	-	19,391	19,391
Manufacture of food products n.e.c.....	108	-	29,014	29,122
Distilling, rectifying and blending of spirits .....	-21	722	20,282	20,983
Manufacture of wines .....	-	-	4,816	4,816
Manufacture of malt liquors and malt .....	-	-	108,532	108,532
Manufacture of soft drinks & production of mineral waters .....	-	-	45,792	45,792
MANUFACTURE OF TOBACCO PRODUCTS .....	-	-	64,950	64,950
Manufacture of tobacco products.....	-	-	64,950	64,950
MANUFACTURE OF TEXTILES .....	533	1,127	138,439	140,099
Spinning, weaving and finishing of textiles .....	322	347	115,740	116,409
Manufacture of cordage, rope, twine and netting .....	-	-	22,243	22,243
Knitting mills .....	211	780	455	1,447
MANUFACTURE OF WEARING APPAREL, EXCEPT FUR APPAREL....	754	848	13,551	15,153
Manufacture of wearing apparel except fur apparel...	754	848	13,551	15,153
TANNING AND DRESSING OF LEATHER; MANUFACTURE OF FOOTWEAR, LUGGAGE AND HANDBAGS .....	1,417	8,490	167,897	177,804
Tanning and dressing of leather, luggage and handbags	-	-	133,010	133,010
Manufacture of footwear.....	1,417	8,490	34,888	44,794
MANUFACTURE OF WOOD AND OF PRODUCTS OF WOOD AND CORK, EXCEPT FURNITURE .....	1,817	1,340	22,335	25,492
Manufacture of wood and of products of wood and cork, except furniture.....	1,817	1,340	22,335	25,492
MANUFACTURE OF PAPER, PAPER PRODUCTS AND PRINTING.....	1,606	2,877	89,622	94,105
Manufacture of paper and paper products.....	115	397	37,212	37,725
Publishing and printing services.....	1,491	2,479	52,409	56,380
MANUFACTURE OF CHEMICALS AND CHEMICAL PRODUCTS.....	1,599	4,024	76,117	81,740
Manufacture of basic chemicals, except fertilizers and nitrogen compounds.....	-	-	-4,699	-4,699
Manufacture of paints, varnishes and mastics .....	203	2,541	20,139	22,882

\* IN THE NATIONAL ACCOUNT CONCEPT AT FACTOR COST

VALUE ADDED\* BY SIZE OF PERSONS ENGAGED AND INDUSTRIAL GROUP  
PUBLIC AND PRIVATE - 1996/97 (1989 E.F.Y.)

( IN '000 BIRR)

TABLE 4.37(Contd..)

INDUSTRIAL GROUP	SIZE - GROUP			TOTAL
	10 - 19	20 - 49	50 & OVER	
Manufacture of pharmaceuticals, medicinal chemicals and botanical products.....	-	401	37,098	37,500
Manufacture of soap and detergents cleaning and polishing, perfumes and toilet preparations.....	1,056 341	1,082 -	20,004 3,575	22,141 3,916
Manufacture of chemical products n.e.c. ....	332	18,336	57,432	76,100
MANUFACTURE OF RUBBER AND PLASTIC PRODUCTS.....	74	432	25,626	26,132
Manufacture of rubber products.....	258	17,904	31,805	49,968
Manufacture of plastic products.....	3,522	5,731	177,696	186,948
MANUFACTURE OF OTHER NON-METALLIC MINERAL PRODUCTS ...	-	-	10,797	10,797
Manufacture of glass and glass products.....	44	67	4,437	4,549
Manufacture of structural clay products .....	160	486	116,727	117,373
Manufacture of cement, lime and plaster .....	3,233	5,177	14,645	23,055
Manufacture of articles of concrete, cement and plaster .....	84	-	31,090	31,174
Manufacture of non-metallic mineral products n.e.c.....	28	4,141	55,001	59,169
MANUFACTURE OF BASIC IRON AND STEEL.....	28	4,141	55,001	59,169
Manufacture of basic iron and steel.....	3,682	3,859	23,477	31,018
MANUFACTURE OF FABRICATED METAL PRODUCTS EXCEPT MACHINERY AND EQUIPMENT .....	3,075	1,013	1,312	5,400
Manufacture of structural metal products, tanks, reservoirs and containers of metal .....	-	136	4,904	5,040
Manufacture of cutlery, hand tools and general hardware .....	607	2,711	17,261	20,578
Manufacture of other fabricated metal products .....	677	954	2,293	3,924
MANUFACTURE OF MACHINERY AND EQUIPMENT N.E.C. ....	-	-	2,190	2,190
Manufacture of pumps, compressors, taps and valves..	596	136	-	733
Manufacture of ovens, furnaces and furnace burners..	81	-	334	414
Manufacture of other general purpose machinery.....	-	818	-	818
Manufacture of machinery for food and beverage processing .....	-	-	-230	-230
Manufacture of accumulators, primary cells and and primary batteries .....	257	862	27,451	28,569
MANUFACTURE OF MOTOR VEHICLES, TRAILERS & SEMI-TRAILERS	93	862	27,451	28,406
Manufacture of bodies for motor vehicles.....	164	-	-	164
Manufacture of parts and accessories for motor vehicles and their engines.....	5,847	9,432	18,791	34,069
MANUFACTURE OF FURNITURE; MANUFACTURING N.E.C. ....	5,847	9,432	18,791	34,069
Manufacture of furniture; manufacturing n.e.c.....	30,100	72,328	1,579,444	1,681,871
T O T A L				

\* IN THE NATIONAL ACCOUNT CONCEPT AT FACTOR COST

VALUE ADDED\* BY SIZE OF PERSONS ENGAGED AND INDUSTRIAL GROUP  
PUBLIC - 1996/97 (1989 E.F.Y.)

( IN '000 BIRR)

TABLE 4.38

INDUSTRIAL GROUP	SIZE - GROUP			TOTAL
	10 - 19	20 - 49	50 & OVER	
		1,186	587,787	588,972
MANUFACTURE OF FOOD PRODUCTS AND BEVERAGES.....	-	-	11,409	11,409
Production, processing and preserving of meat, fruit and vegetables .....	-	703	2,576	3,279
Manufacture of vegetable and animal oils and fats...	-	-	3,325	3,325
Manufacture of dairy products .....	-	-	25,869	25,869
Manufacture of grain mill products .....	-	-	851	851
Manufacture of prepared animal feeds .....	-	-	16,856	16,856
Manufacture of bakery products .....	-	483	326,935	327,419
Manufacture of sugar and sugar confectionery .....	-	-	18,648	18,648
Manufacture of macaroni and spaghetti.....	-	-	23,392	23,392
Manufacture of food products n.e.c.....	-	-	20,282	20,282
Distilling, rectifying and blending of spirits .....	-	-	4,816	4,816
Manufacture of wines .....	-	-	108,532	108,532
Manufacture of malt, liquors and malt .....	-	-	24,295	24,295
Manufacture of soft drinks & production of mineral waters .....	-	-	64,950	64,950
MANUFACTURE OF TOBACCO PRODUCTS .....	-	-	64,950	64,950
Manufacture of tobacco products.....	-	154	137,491	137,645
MANUFACTURE OF TEXTILES .....	-	154	115,247	115,402
Spinning, weaving and finishing of textiles .....	-	-	22,243	22,243
Manufacture of cordage, rope, twine and netting .....	-	-	-	-
Knitting mills .....	-	-	7,301	7,301
MANUFACTURE OF WEARING APPAREL, EXCEPT FUR APPAREL....	-	-	7,301	7,301
Manufacture of wearing apparel except fur apparel....	-	-	-	-
TANNING AND DRESSING OF LEATHER; MANUFACTURE OF FOOTWEAR, LUGGAGE AND HANDBAGS .....	-	-	113,142	113,142
Tanning and dressing of leather, luggage and handbags	-	-	89,817	89,817
Manufacture of footwear.....	-	-	23,325	23,325
MANUFACTURE OF WOOD AND OF PRODUCTS OF WOOD AND CORK, EXCEPT FURNITURE .....	-	544	21,711	22,255
Manufacture of wood and of products of wood and cork, except furniture.....	-	544	21,711	22,255
MANUFACTURE OF PAPER, PAPER PRODUCTS AND PRINTING.....	-	-	78,880	78,880
Manufacture of paper and paper products.....	-	-	33,770	33,770
Publishing and printing services.....	-	-	45,110	45,110
MANUFACTURE OF CHEMICALS AND CHEMICAL PRODUCTS.....	-	-	62,440	62,440
Manufacture of basic chemicals, except fertilizers and nitrogen compounds.....	-	-	-4,699	-4,699
Manufacture of paints, varnishes and mastics .....	-	-	17,102	17,102

\* IN THE NATIONAL ACCOUNT CONCEPT AT FACTOR COST

VALUE ADDED\* BY SIZE OF PERSONS ENGAGED AND INDUSTRIAL GROUP  
PUBLIC - 1996/97 (1989 E.F.Y.)

TABLE 4.38(Contd..)

( IN '000 BIRR)

INDUSTRIAL GROUP	SIZE - GROUP			
	10 - 19	20 - 49	50 & OVER	TOTAL
Manufacture of pharmaceuticals, medicinal chemicals and botanical products.....	-	-	37,098	37,098
Manufacture of soap and detergents cleaning and polishing, perfumes and toilet preparations.....	-	-	11,189	11,189
Manufacture of chemical products n.e.c.....	-	-	1,750	1,750
MANUFACTURE OF RUBBER AND PLASTIC PRODUCTS.....	-	-	45,635	45,635
Manufacture of rubber products.....	-	-	24,260	24,260
Manufacture of plastic products.....	-	-	21,376	21,376
MANUFACTURE OF OTHER NON-METALLIC MINERAL PRODUCTS ...	72	486	136,129	136,687
Manufacture of glass and glass products.....	-	-	8,569	8,569
Manufacture of structural clay products .....	-	-	4,155	4,155
Manufacture of cement, lime and plaster .....	-	486	116,727	117,213
Manufacture of articles of concrete, cement and plaster .....	72	-	12,884	12,956
Manufacture of non-metallic mineral products n.e.c.....	-	-	-6,205	-6,205
MANUFACTURE OF BASIC IRON AND STEEL.....	-	-	55,001	55,001
Manufacture of basic iron and steel.....	-	-	55,001	55,001
MANUFACTURE OF FABRICATED METAL PRODUCTS EXCEPT MACHINERY AND EQUIPMENT .....	-	-	21,462	21,462
Manufacture of structural metal products, tanks, reservoirs and containers of metal .....	-	-	-	-
Manufacture of cutlery, hand tools and general hardware .....	-	-	4,904	4,904
Manufacture of other fabricated metal products .....	-	-	16,557	16,557
MANUFACTURE OF MACHINERY AND EQUIPMENT N.E.C. ....	-	-	1,960	1,960
Manufacture of pumps, compressors, taps and valves..	-	-	2,190	2,190
Manufacture of ovens, furnaces and furnace burners..	-	-	-	-
Manufacture of other general purpose machinery.....	-	-	-	-
Manufacture of machinery for food and beverage processing .....	-	-	-	-
Manufacture of accumulators, primary cells and and primary batteries .....	-	-	-230	-230
MANUFACTURE OF MOTOR VEHICLES, TRAILERS & SEMI-TRAILERS	-	-	18,244	18,244
Manufacture of bodies for motor vehicles.....	-	-	18,244	18,244
Manufacture of parts and accessories for motor vehicles and their engines.....	-	-	-	-
MANUFACTURE OF FURNITURE; MANUFACTURING N.E.C. ....	51	120	2,799	2,970
Manufacture of furniture; manufacturing n.e.c.....	51	120	2,799	2,970
T O T A L	123	2,490	1,354,932	1,357,545

\* IN THE NATIONAL ACCOUNT CONCEPT AT FACTOR COST

VALUE ADDED\* BY SIZE OF PERSONS ENGAGED AND INDUSTRIAL GROUP  
PRIVATE - 1996/97 (1989 E.F.Y.)

( IN '000 BIRR)

TABLE 4.39

INDUSTRIAL GROUP	SIZE - GROUP			
	10 - 19	20 - 49	50 & OVER	TOTAL
MANUFACTURE OF FOOD PRODUCTS AND BEVERAGES.....	8,029	9,122	56,606	73,757
Production, processing and preserving of meat, fruit and vegetables .....	-	-	-	-
Manufacture of vegetable and animal oils and fats...	2,107	202	1,528	3,837
Manufacture of dairy products .....	1,665	3,866	23,521	29,052
Manufacture of grain mill products .....	251	-	-	251
Manufacture of prepared animal feeds .....	3,740	4,251	3,695	11,686
Manufacture of bakery products .....	179	81	-	260
Manufacture of sugar and sugar confectionery .....	-	-	743	743
Manufacture of macaroni and spaghetti.....	108	-	5,622	5,730
Manufacture of food products n.e.c. ....	-21	722	-	701
Distilling, rectifying and blending of spirits .....	-	-	-	-
Manufacture of wines .....	-	-	-	-
Manufacture of malt liquors and malt .....	-	-	21,497	21,497
Manufacture of soft drinks & production of mineral waters .....	-	-	-	-
MANUFACTURE OF TOBACCO PRODUCTS .....	-	-	-	-
Manufacture of tobacco products.....	-	-	-	2,454
MANUFACTURE OF TEXTILES .....	533	972	948	1,007
Spinning, weaving and finishing of textiles .....	322	192	493	-
Manufacture of cordage, rope, twine and netting .....	211	780	455	1,447
Knitting mills .....	-	-	-	-
MANUFACTURE OF WEARING APPAREL, EXCEPT FUR APPAREL....	754	848	6,250	7,852
Manufacture of wearing apparel except fur apparel....	754	848	6,250	7,852
TANNING AND DRESSING OF LEATHER; MANUFACTURE OF FOOTWEAR, LUGGAGE AND HANDBAGS .....	1,417	8,490	54,755	64,662
Tanning and dressing of leather, luggage and handbags	-	-	43,193	43,193
Manufacture of footwear.....	1,417	8,490	11,563	21,469
MANUFACTURE OF WOOD AND OF PRODUCTS OF WOOD AND CORK, EXCEPT FURNITURE .....	1,817	797	624	3,237
Manufacture of wood and of products of wood and cork, except furniture.....	1,817	797	624	3,237
MANUFACTURE OF PAPER, PAPER PRODUCTS AND PRINTING.....	1,606	2,877	10,742	15,225
Manufacture of paper and paper products.....	115	397	3,443	3,955
Publishing and printing services.....	1,491	2,479	7,299	11,270
MANUFACTURE OF CHEMICALS AND CHEMICAL PRODUCTS.....	1,599	4,024	13,677	19,300
Manufacture of basic chemicals, except fertilizers and nitrogen compounds.....	-	-	-	-
Manufacture of paints, varnishes and mastics .....	203	2,541	3,037	5,780

\* IN THE NATIONAL ACCOUNT CONCEPT AT FACTOR COST

VALUE ADDED\* BY SIZE OF PERSONS ENGAGED AND INDUSTRIAL GROUP  
PRIVATE - 1996/97 (1989 E.F.Y.)

TABLE 4.39(Contd..)

( IN '000 BIRR)

INDUSTRIAL GROUP	SIZE - GROUP			
	10 - 19	20 - 49	50 & OVER	TOTAL
Manufacture of pharmaceuticals, medicinal chemicals and botanical products.....	-	401	-	401
Manufacture of soap and detergents cleaning and polishing, perfumes and toilet preparations.....	1,056	1,082	8,814	10,952
Manufacture of chemical products n.e.c.....	341	-	1,826	2,166
MANUFACTURE OF RUBBER AND PLASTIC PRODUCTS.....	332	18,336	11,797	30,464
Manufacture of rubber products.....	74	432	1,367	1,872
Manufacture of plastic products.....	258	17,904	10,430	28,592
MANUFACTURE OF OTHER NON-METALLIC MINERAL PRODUCTS ...	3,450	5,245	41,566	50,261
Manufacture of glass and glass products.....	-	-	2,228	2,228
Manufacture of structural clay products .....	44	67	282	394
Manufacture of cement, lime and plaster .....	160	-	-	160
Manufacture of articles of concrete, cement and plaster .....	3,161	5,177	1,761	10,099
Manufacture of non-metallic mineral products n.e.c..	84	-	37,295	37,379
MANUFACTURE OF BASIC IRON AND STEEL.....	28	4,141	-	4,169
Manufacture of basic iron and steel.....	28	4,141	-	4,169
MANUFACTURE OF FABRICATED METAL PRODUCTS EXCEPT MACHINERY AND EQUIPMENT .....	3,682	3,859	2,015	9,557
Manufacture of structural metal products, tanks, reservoirs and containers of metal .....	3,075	1,013	1,312	5,400
Manufacture of cutlery, hand tools and general hardware .....	-	136	-	136
Manufacture of other fabricated metal products .....	607	2,711	703	4,021
MANUFACTURE OF MACHINERY AND EQUIPMENT N.E.C. ....	677	954	334	1,965
Manufacture of pumps, compressors, taps and valves..	-	-	-	-
Manufacture of ovens, furnaces and furnace burners..	596	136	-	733
Manufacture of other general purpose machinery.....	81	-	334	414
Manufacture of machinery for food and beverage processing .....	-	818	-	818
Manufacture of accumulators, primary cells and and primary batteries .....	-	-	-	-
MANUFACTURE OF MOTOR VEHICLES, TRAILERS & SEMI-TRAILERS	257	862	9,207	10,325
Manufacture of bodies for motor vehicles.....	93	862	9,207	10,161
Manufacture of parts and accessories for motor vehicles and their engines.....	164	-	-	164
MANUFACTURE OF FURNITURE; MANUFACTURING N.E.C. ....	5,795	9,312	15,992	31,099
Manufacture of furniture; manufacturing n.e.c.....	5,795	9,312	15,992	31,099
T O T A L	29,977	69,838	224,512	324,326

\* IN THE NATIONAL ACCOUNT CONCEPT AT FACTOR COST

**SUMMARY OF OPERATIONS OF LARGE AND MEDIUM SCALE MANUFACTURING INDUSTRIES BY REGIONAL STATES  
AND URBAN CENTERS, PUBLIC - 1996/97 (1989 E.F.Y.)**

ALL VALUES (IN '000 BIRR)

TABLE 4.40

REGIONAL STATES AND URBAN CENTERS	NO. OF ESTAB.	NO. OF PERSONS ENGAGED	WAGES AND SALARIES	GROSS VALUE OF PRODUCTION	VALUE ADDED IN NATIONAL ACCOUNT CONCEPT (FACTOR COST)	1 FIXED ASSETS	2 NEW CAPITAL EXPENDITURE
AMHARA.....	9	7,182	24,498	226,282	47,065	150,350	3,665
BAHIR DAR.....	2	2,461	7,070	60,067	11,973	46,640	58
COMBOLCHA.....	3	3,170	10,045	79,196	10,334	87,928	1,177
GONDAR.....	3	516	1,650	18,065	5,548	3,182	84
OTHER TOWNS.....	1	1,035	5,733	68,955	19,211	12,601	2,347
OROMIYA.....	37	14,355	115,358	1,781,147	648,473	630,137	68,947
AMBO.....	2	769	4,515	51,753	22,654	22,810	5,412
ASSELA.....	3	245	1,732	44,517	14,843	27,470	1,034
DEBRE ZEIT.....	2	516	2,923	52,414	7,519	3,123	-
DERRA.....	1	13	14	122	26	47	-
JIMMA.....	2	243	1,063	1,830	122	187	-
KIBREMENGIST.....	1	113	476	1,385	1,225	-	-
MERTI.....	1	152	559	18,271	4,095	3,765	9,785
MODJO.....	3	2,133	18,355	215,992	48,173	22,755	956
NAZARETH.....	6	942	5,291	103,043	22,451	21,868	6,520
WONJI.....	2	3,100	26,464	235,223	86,384	18,844	45,241
OTHER TOWNS.....	14	6,129	53,967	1,056,597	440,980	509,267	-
S.N.N.P.....	11	4,641	18,837	167,698	7,539	418,271	1,850
ARBA MINCH.....	2	1,059	4,723	40,601	6,368	150,045	-
AWASSA.....	6	3,408	13,631	112,920	-7,801	260,072	1,847
OTHER TOWNS.....	3	174	483	14,177	8,971	8,154	3
GAMBELLA.....	2	113	411	3,545	2,456	611	-
GAMBELLA.....	2	113	411	3,545	2,456	611	-
HARARI.....	2	893	6,424	84,791	16,545	24,577	5,601
ADDIS ABABA.....	92	38,643	217,125	2,283,287	575,247	641,890	82,174
DIRE DAWA.....	6	5,507	20,896	154,460	28,253	47,619	18,350
OTHER REGION *.....	2	323	1,122	39,376	31,968	496	13
<b>T O T A L . .</b>	<b>161</b>	<b>71,657</b>	<b>404,672</b>	<b>4,740,586</b>	<b>1,357,545</b>	<b>1,913,951</b>	<b>180,600</b>

\* OTHER REGIONS INCLUDE TIGRAY AND AFAR REGIONS EACH WITH ONE ESTABLISHMENT.

1. 144 ESTABLISHMENTS  
2. 100 ESTABLISHMENTS

**SUMMARY OF OPERATIONS OF LARGE AND MEDIUM SCALE MANUFACTURING INDUSTRIES BY REGIONAL STATES  
AND URBAN CENTERS, PRIVATE - 1996/97 (1989 E.F.Y.)**

TABLE 4.41

ALL VALUES (IN '000 BIRR)

REGIONAL STATES AND URBAN CENTERS	NO. OF ESTAB.	NO. OF PERSONS ENGAGED	WAGES AND SALARIES	GROSS VALUE OF PRODUCTION	VALUE ADDED IN NATIONAL ACCOUNT CONCEPT (FACTOR COST)	1 FIXED ASSETS	2 NEW CAPITAL EXPENDITURE
TIGRAY .....	20	1,566	5,718	38,817	14,682	52,023	7,036
ADIGRAT .....	2	25	52	391	193	528	46
AXUME .....	3	91	228	1,488	879	1,297	41
MEKELE .....	10	511	2,056	18,071	7,845	11,411	1,215
QUIHA .....	2	83	154	961	439	4,479	2,953
OTHER TOWNS .....	3	856	3,229	17,908	5,326	34,308	2,781
AFAR .....	2	285	1,889	67,736	36,849	30,855	5,382
AWASH .....	2	285	1,889	67,736	36,849	30,855	5,382
AMHARA .....	35	925	2,913	34,843	6,495	28,025	850
BAHIR DAR .....	15	247	456	7,302	1,647	2,422	162
BURE .....	2	39	65	3,516	264	357	60
DESSIE .....	6	304	1,289	6,285	641	4,530	213
GONDAR .....	3	223	951	13,204	2,425	19,343	415
WOLDIA .....	3	38	78	1,235	299	166	-
OTHER TOWNS .....	6	74	74	3,302	1,219	1,208	-
OROMIYA .....	64	1,637	4,874	113,226	44,803	58,937	13,813
AMBO .....	4	55	60	737	172	354	-
ASSELA .....	2	27	46	482	63	195	-
DEBRE ZEIT .....	10	559	2,499	79,729	35,801	39,960	13,411
DERRA .....	2	52	157	4,546	787	2,718	23
JIMMA .....	16	242	586	3,872	1,374	1,988	86
MODJO .....	1	61	245	10,634	2,889	3,106	-
NAZARETH .....	13	314	710	6,024	1,556	5,898	282
OTHER TOWNS .....	16	327	570	7,202	2,161	4,718	12
S.N.N.P. ....	46	813	1,837	20,135	10,878	14,583	1,622
ARBA MINCH .....	1	11	41	153	62	11	-
AWASSA .....	15	363	769	9,614	4,619	7,126	532
DILA .....	9	131	267	5,811	3,998	3,042	15
SODO .....	4	51	93	682	221	406	67
OTHER TOWNS .....	17	257	667	3,875	1,977	3,999	1,008
HARARI .....	4	107	411	6,975	1,829	869	95
ADDIS ABABA .....	392	15,641	65,071	950,475	205,853	619,792	95,965
DIRE DAWA .....	15	516	2,214	23,101	2,868	9,385	1,213
OTHER REGION * .....	2	19	31	305	69	70	-
<b>T O T A L . .</b>	<b>580</b>	<b>21,509</b>	<b>84,959</b>	<b>1,255,614</b>	<b>324,326</b>	<b>814,539</b>	<b>125,975</b>

\* OTHER REGIONS INCLUDE SOMALIE AND GAMBELLA EACH WITH WITH ONE ESTBLISHMENT

1. 552 ESTABLISHMENTS  
2. 216 ESTABLISHMENTS

FIXED ASSETS AND NEW CAPITAL EXPENDITURE BY INDUSTRIAL GROUP AND OWNERSHIP  
1996/97 (1989 E.F.Y.)

( IN '000 BIRR )

TABLE 4.42

INDUSTRIAL GROUP	1 FIXED ASSETS			2 NEW CAPITAL EXPENDITURE		
	PUBLIC	PRIVATE	TOTAL	PUBLIC	PRIVATE	TOTAL
MANUFACTURE OF FOOD PRODUCTS AND BEVERAGES.....	364,222	240,569	604,791	74,198	21,368	95,567
Production, processing and preserving of meat, fruit and vegetables .....	14,201	-	14,201	1,832	-	1,832
Manufacture of vegetable and animal oils and fats...	16,789	16,908	33,697	1,450	679	2,129
Manufacture of dairy products .....	3,109	-	3,109	114	-	114
Manufacture of grain mill products .....	67,794	61,997	129,791	17,489	3,417	20,906
Manufacture of prepared animal feeds .....	962	358	1,320	226	-	226
Manufacture of bakery products .....	19,190	31,321	50,510	5,320	227	5,547
Manufacture of sugar and sugar confectionery .....	50,943	430	51,373	16,861	49	16,910
Manufacture of macaroni and spaghetti.....	4,130	717	4,847	-	-	-
Manufacture of food products n.e.c. ....	10,405	31,650	42,055	89	2,147	2,236
Distilling, rectifying and blending of spirits .....	4,151	4,476	8,627	1,577	256	1,832
Manufacture of wines .....	552	-	552	-	-	-
Manufacture of malt liquors and malt .....	146,776	-	146,776	22,998	-	22,998
Manufacture of soft drinks & production of mineral waters .....	25,220	92,713	117,933	6,244	14,594	20,838
MANUFACTURE OF TOBACCO PRODUCTS .....	4,889	-	4,889	667	-	667
Manufacture of tobacco products.....	4,889	-	4,889	667	-	667
MANUFACTURE OF TEXTILES .....	471,626	6,955	478,581	15,602	164	15,766
Spinning, weaving and finishing of textiles .....	435,837	4,466	440,303	14,920	-	14,920
Manufacture of cordage, rope, twine and netting .....	35,789	-	35,789	682	-	682
Knitting mills .....	-	2,489	2,489	-	164	164
MANUFACTURE OF WEARING APPAREL, EXCEPT FUR APPAREL....	5,708	49,545	55,254	360	8,938	9,298
Manufacture of wearing apparel except fur apparel....	5,708	49,545	55,254	360	8,938	9,298
TANNING AND DRESSING OF LEATHER; MANUFACTURE OF FOOTWEAR, LUGGAGE AND HANDBAGS .....	36,973	104,026	140,998	4,738	16,242	20,980
Tanning and dressing of leather, luggage and handbags .....	30,955	29,183	60,138	3,925	5,585	9,510
Manufacture of footwear.....	6,017	74,843	80,861	813	10,657	11,470
MANUFACTURE OF WOOD AND OF PRODUCTS OF WOOD AND CORK, EXCEPT FURNITURE .....	5,662	4,314	9,977	886	113	999
Manufacture of wood and of products of wood and cork, except furniture.....	5,662	4,314	9,977	886	113	999
MANUFACTURE OF PAPER, PAPER PRODUCTS AND PRINTING ....	42,628	42,924	85,552	15,879	7,123	23,002
Manufacture of paper and paper products.....	12,587	22,119	34,706	4,295	2,706	7,000
Publishing and printing services.....	30,042	20,805	50,847	11,585	4,417	16,002
MANUFACTURE OF CHEMICALS AND CHEMICAL PRODUCTS.....	227,280	56,670	283,950	9,175	10,978	20,153
Manufacture of basic chemicals, except fertilizers and nitrogen compounds.....	202,916	-	202,916	3,859	-	3,859
Manufacture of paints, varnishes and mastics .....	6,144	25,896	32,040	1,136	1,533	2,669

**FIXED ASSETS AND NEW CAPITAL EXPENDITURE BY INDUSTRIAL GROUP AND OWNERSHIP  
1996/97 (1989 E.F.Y.)**

TABLE 4.42(Contd..)

( IN '000 BIRR)

INDUSTRIAL GROUP	1 FIXED ASSETS			2 NEW CAPITAL EXPENDITURE		
	PUBLIC	PRIVATE	TOTAL	PUBLIC	PRIVATE	TOTAL
Manufacture of pharmaceuticals, medicinal chemicals and botanical products.....	13,374	2,156	15,531	3,735	520	4,254
Manufacture of soap and detergents cleaning and polishing, perfumes and toilet preparations.....	2,586	28,066	30,652	69	8,925	8,994
Manufacture of chemical products n.e.c. ....	2,260	551	2,812	377	-	377
<b>MANUFACTURE OF RUBBER AND PLASTIC PRODUCTS.....</b>	<b>210,236</b>	<b>89,468</b>	<b>299,704</b>	<b>5,692</b>	<b>37,445</b>	<b>43,137</b>
Manufacture of rubber products.....	194,608	4,332	198,939	3,149	483	3,632
Manufacture of plastic products.....	15,628	85,137	100,764	2,544	36,962	39,505
<b>MANUFACTURE OF OTHER NON-METALLIC MINERAL PRODUCTS ...</b>	<b>409,840</b>	<b>68,203</b>	<b>478,043</b>	<b>38,193</b>	<b>9,130</b>	<b>47,323</b>
Manufacture of glass and glass products.....	30,569	175	30,744	20,442	175	20,617
Manufacture of structural clay products .....	3,750	275	4,025	139	1	140
Manufacture of cement, lime and plaster .....	184,133	53	184,186	14,321	-	14,321
Manufacture of articles of concrete, cement and plaster .....	9,339	35,551	44,890	2,106	3,148	5,254
Manufacture of non-metallic mineral products n.e.c..	182,049	32,149	214,198	1,185	5,806	6,991
<b>MANUFACTURE OF BASIC IRON AND STEEL.....</b>	<b>10,923</b>	<b>8,439</b>	<b>19,362</b>	<b>5,705</b>	<b>682</b>	<b>6,387</b>
Manufacture of basic iron and steel.....	10,923	8,439	19,362	5,705	682	6,387
<b>MANUFACTURE OF FABRICATED METAL PRODUCTS EXCEPT MACHINERY AND EQUIPMENT .....</b>	<b>88,551</b>	<b>16,963</b>	<b>105,514</b>	<b>2,628</b>	<b>4,420</b>	<b>7,048</b>
Manufacture of structural metal products, tanks, reservoirs and containers of metal .....	-	13,095	13,095	-	2,621	2,621
Manufacture of cutlery, hand tools and general hardware .....	2,522	64	2,586	672	-	672
Manufacture of other fabricated metal products .....	86,029	3,804	89,833	1,956	1,799	3,755
<b>MANUFACTURE OF MACHINERY AND EQUIPMENT N.E.C. ....</b>	<b>11,568</b>	<b>4,948</b>	<b>16,516</b>	<b>38</b>	<b>438</b>	<b>476</b>
Manufacture of pumps, compressors, taps and valves..	11,205	-	11,205	32	-	32
Manufacture of ovens, furnaces and furnace burners..	-	587	587	-	28	28
Manufacture of other general purpose machinery.....	-	2,056	2,056	-	80	80
Manufacture of machinery for food and beverage processing .....	-	2,304	2,304	-	330	330
Manufacture of accumulators, primary cells and and primary batteries .....	363	-	363	6	-	6
<b>MANUFACTURE OF MOTOR VEHICLES, TRAILERS &amp; SEMI-TRAILERS</b>	<b>23,062</b>	<b>30,383</b>	<b>53,446</b>	<b>6,759</b>	<b>824</b>	<b>7,582</b>
Manufacture of bodies for motor vehicles.....	23,062	29,856	52,918	6,759	824	7,582
Manufacture of parts and accessories for motor vehicles and their engines.....	-	528	528	-	-	-
<b>MANUFACTURE OF FURNITURE; MANUFACTURING N.E.C. ....</b>	<b>781</b>	<b>91,132</b>	<b>91,913</b>	<b>80</b>	<b>8,110</b>	<b>8,189</b>
Manufacture of furniture; manufacturing n.e.c.....	781	91,132	91,913	80	8,110	8,189
<b>T O T A L</b>	<b>1,913,951</b>	<b>814,539</b>	<b>2,728,490</b>	<b>180,600</b>	<b>125,975</b>	<b>306,575</b>

1. 696 ESTABLISHMENTS  
2. 634 ESTABLISHMENTS

FIXED ASSETS OF REPORTING ESTABLISHMENTS BY TYPE AND INDUSTRIAL GROUP  
PUBLIC AND PRIVATE - 1996/97 (1989 E.F.Y.)

(IN '000 BIRR)

TABLE 4.43

INDUSTRIAL GROUP	NO. OF ESTAB.	BUILDING AND OTHER CONST- RUCTION WORKS	MACHINERY AND EQUIPMENT	VEHICLES	OTHERS	TOTAL
MANUFACTURE OF FOOD PRODUCTS AND BEVERAGES.....	177	235,469	290,548	62,429	16,346	604,791
Production, processing and preserving of meat, fruit and vegetables .....	7	8,019	3,041	1,972	1,169	14,201
Manufacture of vegetable and animal oils and fats....	25	20,227	11,046	1,770	654	33,697
Manufacture of dairy products .....	1	2,220	494	93	302	3,109
Manufacture of grain mill products .....	26	69,587	49,503	8,201	2,500	129,791
Manufacture of prepared animal feeds .....	4	903	153	252	12	1,320
Manufacture of bakery products .....	75	26,599	18,161	3,314	2,436	50,510
Manufacture of sugar and sugar confectionery .....	7	15,289	25,153	7,488	3,444	51,373
Manufacture of macaroni and spaghetti .....	3	2,554	1,669	501	123	4,847
Manufacture of food products n.e.c. ....	8	19,613	21,638	520	284	42,055
Distilling, rectifying and blending of spirits .....	8	2,588	3,601	1,676	763	8,627
Manufacture of wines .....	1	362	44	-	146	552
Manufacture of malt liquors and malt .....	5	45,035	93,682	6,341	1,718	146,776
Manufacture of soft drinks & production of mineral waters .....	7	22,472	62,364	30,302	2,795	117,933
MANUFACTURE OF TOBACCO PRODUCTS .....	1	1,723	997	1,585	584	4,889
Manufacture of tobacco products.....	1	1,723	997	1,585	584	4,889
MANUFACTURE OF TEXTILES .....	32	188,929	278,658	6,670	4,324	478,581
Spinning, weaving and finishing of textiles .....	21	169,792	260,529	6,195	3,787	440,303
Manufacture of cordage, rope, twine and netting .....	2	18,679	16,546	198	366	35,789
Knitting mills .....	9	458	1,582	278	171	2,489
MANUFACTURE OF WEARING APPAREL, EXCEPT FUR APPAREL.....	26	30,660	21,578	1,438	1,578	55,254
Manufacture of wearing apparel except fur apparel....	26	30,660	21,578	1,438	1,578	55,254
TANNING AND DRESSING OF LEATHER; MANUFACTURE OF FOOTWEAR, LUGGAGE AND HANDBAGS .....	61	36,431	89,483	10,065	5,020	140,998
Tanning and dressing of leather, luggage and handbags.	11	16,170	34,257	7,575	2,136	60,138
Manufacture of footwear.....	50	20,261	55,226	2,490	2,884	80,861
MANUFACTURE OF WOOD AND OF PRODUCTS OF WOOD AND CORK, EXCEPT FURNITURE .....	22	3,016	4,087	2,580	294	9,977
Manufacture of wood and of products of wood and cork, except furniture.....	22	3,016	4,087	2,580	294	9,977
MANUFACTURE OF PAPER, PAPER PRODUCTS AND PRINTING.....	46	23,541	49,546	6,683	5,782	85,552
Manufacture of paper and paper products.....	9	15,302	14,934	2,766	1,704	34,706
Publishing and printing services.....	37	8,239	34,613	3,917	4,078	50,847
MANUFACTURE OF CHEMICALS AND CHEMICAL PRODUCTS.....	41	91,558	175,084	13,875	3,434	283,950
Manufacture of basic chemicals, except fertilizers and nitrogen compounds.....	4	65,315	129,026	7,349	1,225	202,916
Manufacture of paints, varnishes and mastics .....	6	10,274	18,893	1,876	997	32,040

FIXED ASSETS OF REPORTING ESTABLISHMENTS BY TYPE AND INDUSTRIAL GROUP  
PUBLIC AND PRIVATE - 1996/97 (1989 E.F.Y.)

TABLE 4.43(Contd..)

(IN '000 BIRR)

INDUSTRIAL GROUP	NO. OF ESTAB.	BUILDING AND OTHER CONST- RUCTION WORKS	MACHINERY AND EQUIPMENT	VEHICLES	OTHERS	TOTAL
Manufacture of pharmaceuticals, medicinal chemicals and botanical products.....	2	2,894	10,819	1,643	175	15,531
Manufacture of soap and detergents cleaning and polishing, perfumes and toilet preparations.....	25	12,051	14,683	2,902	1,016	30,652
Manufacture of chemical products n.e.c. ....	4	1,023	1,662	106	20	2,812
MANUFACTURE OF RUBBER AND PLASTIC PRODUCTS.....	22	67,934	217,732	4,768	9,270	299,704
Manufacture of rubber products.....	5	43,054	148,149	2,014	5,723	198,939
Manufacture of plastic products.....	17	24,880	69,583	2,755	3,547	100,764
MANUFACTURE OF OTHER NON-METALLIC MINERAL PRODUCTS ....	88	197,989	256,057	18,352	5,646	478,043
Manufacture of glass and glass products.....	2	5,336	24,608	359	441	30,744
Manufacture of structural clay products .....	5	771	2,473	588	194	4,025
Manufacture of cement, lime and plaster .....	7	113,280	63,460	4,522	2,925	184,186
Manufacture of articles of concrete, cement and plaster .....	67	21,268	11,565	11,425	632	44,890
Manufacture of non-metallic mineral products n.e.c....	7	57,334	153,952	1,458	1,454	214,198
MANUFACTURE OF BASIC IRON AND STEEL.....	5	6,266	6,899	4,138	2,060	19,362
Manufacture of basic iron and steel.....	5	6,266	6,899	4,138	2,060	19,362
MANUFACTURE OF FABRICATED METAL PRODUCTS EXCEPT MACHINERY AND EQUIPMENT .....	42	38,972	62,501	2,491	1,550	105,514
Manufacture of structural metal products, tanks, reservoirs and containers of metal .....	31	7,081	4,908	837	269	13,095
Manufacture of cutlery, hand tools and general hardware .....	3	1,099	918	460	108	2,586
Manufacture of other fabricated metal products .....	8	30,792	56,675	1,193	1,173	89,833
MANUFACTURE OF MACHINERY AND EQUIPMENT N.E.C. ....	15	8,359	6,761	1,195	202	16,516
Manufacture of pumps, compressors, taps and valves...	1	6,447	4,206	446	105	11,205
Manufacture of ovens, furnaces and furnace burners...	4	190	242	130	25	587
Manufacture of other general purpose machinery.....	3	1,103	806	147	-	2,056
Manufacture of machinery for food and beverage processing .....	6	304	1,487	461	53	2,304
Manufacture of accumulators, primary cells and and primary batteries .....	1	314	19	11	19	363
MANUFACTURE OF MOTOR VEHICLES, TRAILERS & SEMI-TRAILERS.	10	30,042	15,999	4,396	3,008	53,446
Manufacture of bodies for motor vehicles.....	9	29,809	15,741	4,364	3,005	52,918
Manufacture of parts and accessories for motor vehicles and their engines.....	1	233	259	32	4	528
MANUFACTURE OF FURNITURE; MANUFACTURING N.E.C. ....	108	50,332	30,075	6,811	4,696	91,913
Manufacture of furniture; manufacturing n.e.c.....	108	50,332	30,075	6,811	4,696	91,913
T O T A L .....	696	1,011,219	1,506,004	147,475	63,792	2,728,490

FIXED ASSETS OF REPORTING ESTABLISHMENTS BY TYPE AND INDUSTRIAL GROUP  
PUBLIC - 1996/97 (1989 E.F.Y.)

(IN '000 BIRR)

TABLE 4.44

INDUSTRIAL GROUP	NO. OF ESTAB.	BULDING AND OTHER CONST- RUCTION WORKS	MACHINERY AND EQUIPMENT	VEHICLES	OTHERS	TOTAL
MANUFACTURE OF FOOD PRODUCTS AND BEVERAGES.....	45	152,641	172,092	29,226	10,263	364,222
Production, processing and preserving of meat, fruit and vegetables .....	7	8,019	3,041	1,972	1,169	14,201
Manufacture of vegetable and animal oils and fats....	6	12,722	3,364	405	298	16,789
Manufacture of dairy products .....	1	2,220	494	93	302	3,109
Manufacture of grain mill products .....	9	34,561	30,127	2,022	1,084	67,794
Manufacture of prepared animal feeds .....	2	670	31	252	9	962
Manufacture of bakery products .....	3	10,942	5,817	1,634	796	19,190
Manufacture of sugar and sugar confectionery .....	3	15,220	24,822	7,488	3,414	50,943
Manufacture of macaroni and spaghetti.....	2	2,554	952	501	123	4,130
Manufacture of food products n.e.c. ....	3	7,833	2,293	127	152	10,405
Distilling, rectifying and blending of spirits .....	1	797	2,281	521	552	4,151
Manufacture of wines .....	1	362	44	-	146	552
Manufacture of malt liquors and malt .....	5	45,035	93,682	6,341	1,718	146,776
Manufacture of soft drinks & production of mineral waters .....	2	11,704	5,145	7,871	499	25,220
MANUFACTURE OF TOBACCO PRODUCTS .....	1	1,723	997	1,585	584	4,889
Manufacture of tobacco products.....	1	1,723	997	1,585	584	4,889
MANUFACTURE OF TEXTILES .....	18	186,946	274,326	6,333	4,021	471,626
Spinning, weaving and finishing of textiles .....	16	168,267	257,780	6,135	3,656	435,837
Manufacture of cordage, rope, twine and netting .....	2	18,679	16,546	198	366	35,789
Knitting mills .....	-	-	-	-	-	-
MANUFACTURE OF WEARING APPAREL, EXCEPT FUR APPAREL.....	5	2,969	1,411	830	498	5,708
Manufacture of wearing apparel except fur apparel....	5	2,969	1,411	830	498	5,708
TANNING AND DRESSING OF LEATHER; MANUFACTURE OF FOOTWEAR, LUGGAGE AND HANDBAGS .....	9	7,613	22,843	5,285	1,232	36,973
Tanning and dressing of leather, luggage and handbags .....	6	5,718	19,404	4,742	1,091	30,955
Manufacture of footwear.....	3	1,895	3,438	543	140	6,017
MANUFACTURE OF WOOD AND OF PRODUCTS OF WOOD AND CORK, EXCEPT FURNITURE .....	9	1,807	1,773	1,833	250	5,662
Manufacture of wood and of products of wood and cork, except furniture.....	9	1,807	1,773	1,833	250	5,662
MANUFACTURE OF PAPER, PAPER PRODUCTS AND PRINTING.....	8	10,209	25,393	3,480	3,546	42,628
Manufacture of paper and paper products.....	2	5,044	5,701	1,188	654	12,587
Publishing and printing services.....	6	5,166	19,692	2,292	2,892	30,042
MANUFACTURE OF CHEMICALS AND CHEMICAL PRODUCTS.....	10	75,165	141,234	9,069	1,813	227,280
Manufacture of basic chemicals, except fertilizers and nitrogen compounds.....	4	65,315	129,026	7,349	1,225	202,916
Manufacture of paints, varnishes and mastics .....	2	5,673	87	115	268	6,144

FIXED ASSETS OF REPORTING ESTABLISHMENTS BY TYPE AND INDUSTRIAL GROUP  
PUBLIC - 1996/97 (1989 E.F.Y.)

TABLE 4.44(Contd..)

(IN '000 BIRR)

INDUSTRIAL GROUP	NO. OF ESTAB.	BUILDING AND OTHER CONST- RUCTION WORKS	MACHINERY AND EQUIPMENT	VEHICLES	OTHERS	TOTAL
Manufacture of pharmaceuticals, medicinal chemicals and botanical products.....	1	2,203	9,576	1,483	112	13,374
Manufacture of soap and detergents cleaning and polishing, perfumes and toilet preparations.....	2	950	1,307	122	208	2,586
Manufacture of chemical products n.e.c.....	1	1,023	1,237	-	-	2,260
MANUFACTURE OF RUBBER AND PLASTIC PRODUCTS.....	3	45,004	157,666	1,742	5,824	210,236
Manufacture of rubber products.....	1	42,192	145,251	1,564	5,601	194,608
Manufacture of plastic products.....	2	2,812	12,415	177	224	15,628
MANUFACTURE OF OTHER NON-METALLIC MINERAL PRODUCTS ....	19	175,713	219,728	9,433	4,967	409,840
Manufacture of glass and glass products.....	1	5,161	24,608	359	441	30,569
Manufacture of structural clay products .....	2	591	2,462	506	192	3,750
Manufacture of cement, lime and plaster .....	5	113,280	63,409	4,522	2,923	184,133
Manufacture of articles of concrete, cement and plaster .....	9	5,467	556	3,017	299	9,339
Manufacture of non-metallic mineral products n.e.c....	2	51,214	128,693	1,029	1,113	182,049
MANUFACTURE OF BASIC IRON AND STEEL.....	3	1,840	3,437	3,911	1,736	10,923
Manufacture of basic iron and steel.....	3	1,840	3,437	3,911	1,736	10,923
MANUFACTURE OF FABRICATED METAL PRODUCTS EXCEPT MACHINERY AND EQUIPMENT .....	5	30,964	54,860	1,540	1,187	88,551
Manufacture of structural metal products, tanks, reservoirs and containers of metal .....	-	-	-	-	-	-
Manufacture of cutlery, hand tools and general hardware .....	2	1,099	856	460	107	2,522
Manufacture of other fabricated metal products .....	3	29,864	54,005	1,079	1,081	86,029
MANUFACTURE OF MACHINERY AND EQUIPMENT N.E.C. ....	2	6,762	4,226	457	124	11,568
Manufacture of pumps, compressors, taps and valves...	1	6,447	4,206	446	105	11,205
Manufacture of ovens, furnaces and furnace burners...	-	-	-	-	-	-
Manufacture of other general purpose machinery.....	-	-	-	-	-	-
Manufacture of machinery for food and beverage processing .....	-	-	-	-	-	-
Manufacture of accumulators, primary cells and and primary batteries .....	1	314	19	11	19	363
MANUFACTURE OF MOTOR VEHICLES, TRAILERS & SEMI-TRAILERS.	2	16,213	1,577	3,013	2,260	23,062
Manufacture of bodies for motor vehicles.....	2	16,213	1,577	3,013	2,260	23,062
Manufacture of parts and accessories for motor vehicles and their engines.....	-	-	-	-	-	-
MANUFACTURE OF FURNITURE; MANUFACTURING N.E.C. ....	5	397	217	87	80	781
Manufacture of furniture; manufacturing n.e.c.....	5	397	217	87	80	781
T O T A L .....	144	715,965	1,081,778	77,822	38,386	1,913,951

FIXED ASSETS OF REPORTING ESTABLISHMENTS BY TYPE AND INDUSTRIAL GROUP  
PRIVATE - 1996/97 (1989 E.F.Y.)

TABLE 4.45

(IN '000 BIRR)

INDUSTRIAL GROUP	NO. OF ESTAB.	BUILDING AND OTHER CONST- RUCTION WORKS	MACHINERY AND EQUIPMENT	VEHICLES	OTHERS	TOTAL
MANUFACTURE OF FOOD PRODUCTS AND BEVERAGES.....	132	82,828	118,455	33,203	6,083	240,569
Production, processing and preserving of meat, fruit and vegetables .....	-	-	-	-	-	-
Manufacture of vegetable and animal oils and fats....	19	7,505	7,682	1,364	356	16,908
Manufacture of dairy products .....	-	-	-	-	-	-
Manufacture of grain mill products .....	17	35,026	19,376	6,180	1,416	61,997
Manufacture of prepared animal feeds .....	2	232	122	-	3	358
Manufacture of bakery products .....	72	15,657	12,345	1,680	1,639	31,321
Manufacture of sugar and sugar confectionery .....	4	68	331	-	30	430
Manufacture of macaroni and spaghetti.....	1	-	717	-	-	717
Manufacture of food products n.e.c. ....	5	11,781	19,345	393	132	31,650
Distilling, rectifying and blending of spirits .....	7	1,791	1,320	1,155	210	4,476
Manufacture of wines .....	-	-	-	-	-	-
Manufacture of malt liquors and malt .....	-	-	-	-	-	-
Manufacture of soft drinks & production of mineral waters .....	5	10,768	57,218	22,431	2,296	92,713
MANUFACTURE OF TOBACCO PRODUCTS .....	-	-	-	-	-	-
Manufacture of tobacco products.....	-	-	-	-	-	-
MANUFACTURE OF TEXTILES .....	14	1,983	4,332	338	302	6,955
Spinning, weaving and finishing of textiles .....	5	1,525	2,750	60	131	4,466
Manufacture of cordage, rope, twine and netting .....	-	-	-	-	-	-
Knitting mills .....	9	458	1,582	278	171	2,489
MANUFACTURE OF WEARING APPAREL, EXCEPT FUR APPAREL.....	21	27,691	20,167	608	1,080	49,545
Manufacture of wearing apparel except fur apparel....	21	27,691	20,167	608	1,080	49,545
TANNING AND DRESSING OF LEATHER; MANUFACTURE OF FOOTWEAR, LUGGAGE AND HANDBAGS .....	52	28,818	66,641	4,779	3,788	104,026
Tanning and dressing of leather, luggage and handbags.	5	10,453	14,853	2,832	1,045	29,183
Manufacture of footwear.....	47	18,365	51,787	1,947	2,743	74,843
MANUFACTURE OF WOOD AND OF PRODUCTS OF WOOD AND CORK, EXCEPT FURNITURE .....	13	1,209	2,313	748	44	4,314
Manufacture of wood and of products of wood and cork, except furniture.....	13	1,209	2,313	748	44	4,314
MANUFACTURE OF PAPER, PAPER PRODUCTS AND PRINTING.....	38	13,332	24,153	3,203	2,236	42,924
Manufacture of paper and paper products.....	7	10,258	9,233	1,578	1,050	22,119
Publishing and printing services.....	31	3,073	14,921	1,625	1,186	20,805
MANUFACTURE OF CHEMICALS AND CHEMICAL PRODUCTS.....	31	16,393	33,850	4,806	1,621	56,670
Manufacture of basic chemicals, except fertilizers and nitrogen compounds.....	-	-	-	-	-	-
Manufacture of paints, varnishes and mastics .....	4	4,601	18,806	1,760	729	25,896

**FIXED ASSETS OF REPORTING ESTABLISHMENTS BY TYPE AND INDUSTRIAL GROUP  
PRIVATE - 1996/97 (1989 E.F.Y.)**

TABLE 4.45(Contd..)

(IN '000 BIRR)

INDUSTRIAL GROUP	NO. OF ESTAB.	BUILDING AND OTHER CONST- RUCTION WORKS	MACHINERY AND EQUIPMENT	VEHICLES	OTHERS	TOTAL
Manufacture of pharmaceuticals, medicinal chemicals and botanical products.....	1	691	1,243	160	63	2,156
Manufacture of soap and detergents cleaning and polishing, perfumes and toilet preparations.....	23	11,101	13,376	2,780	809	28,066
Manufacture of chemical products n.e.c. ....	3	-	425	106	20	551
<b>MANUFACTURE OF RUBBER AND PLASTIC PRODUCTS.....</b>	<b>19</b>	<b>22,929</b>	<b>60,067</b>	<b>3,027</b>	<b>3,445</b>	<b>89,468</b>
Manufacture of rubber products.....	4	862	2,898	449	122	4,332
Manufacture of plastic products.....	15	22,068	57,168	2,578	3,323	85,137
<b>MANUFACTURE OF OTHER NON-METALLIC MINERAL PRODUCTS ....</b>	<b>69</b>	<b>22,276</b>	<b>36,329</b>	<b>8,919</b>	<b>679</b>	<b>68,203</b>
Manufacture of glass and glass products.....	1	175	-	-	-	175
Manufacture of structural clay products .....	3	179	11	82	2	275
Manufacture of cement, lime and plaster .....	2	-	51	-	2	53
Manufacture of articles of concrete, cement and plaster .....	58	15,801	11,008	8,408	333	35,551
Manufacture of non-metallic mineral products n.e.c....	5	6,120	25,259	429	341	32,149
<b>MANUFACTURE OF BASIC IRON AND STEEL.....</b>	<b>2</b>	<b>4,426</b>	<b>3,463</b>	<b>227</b>	<b>324</b>	<b>8,439</b>
Manufacture of basic iron and steel.....	2	4,426	3,463	227	324	8,439
<b>MANUFACTURE OF FABRICATED METAL PRODUCTS EXCEPT MACHINERY AND EQUIPMENT .....</b>	<b>37</b>	<b>8,009</b>	<b>7,640</b>	<b>951</b>	<b>363</b>	<b>16,963</b>
Manufacture of structural metal products, tanks, reservoirs and containers of metal .....	31	7,081	4,908	837	269	13,095
Manufacture of cutlery, hand tools and general hardware .....	1	-	62	-	2	64
Manufacture of other fabricated metal products .....	5	928	2,670	114	92	3,804
<b>MANUFACTURE OF MACHINERY AND EQUIPMENT N.E.C. ....</b>	<b>13</b>	<b>1,597</b>	<b>2,535</b>	<b>738</b>	<b>78</b>	<b>4,948</b>
Manufacture of pumps, compressors, taps and valves...	-	-	-	-	-	-
Manufacture of ovens, furnaces and furnace burners....	4	190	242	130	25	587
Manufacture of other general purpose machinery.....	3	1,103	806	147	-	2,056
Manufacture of machinery for food and beverage processing .....	6	304	1,487	461	53	2,304
Manufacture of accumulators, primary cells and and primary batteries .....	-	-	-	-	-	-
<b>MANUFACTURE OF MOTOR VEHICLES, TRAILERS &amp; SEMI-TRAILERS.</b>	<b>8</b>	<b>13,829</b>	<b>14,423</b>	<b>1,383</b>	<b>748</b>	<b>30,383</b>
Manufacture of bodies for motor vehicles.....	7	13,596	14,164	1,351	745	29,856
Manufacture of parts and accessories for motor vehicles and their engines.....	1	233	259	32	4	528
<b>MANUFACTURE OF FURNITURE; MANUFACTURING N.E.C. ....</b>	<b>103</b>	<b>49,935</b>	<b>29,858</b>	<b>6,724</b>	<b>4,615</b>	<b>91,132</b>
Manufacture of furniture; manufacturing n.e.c.....	103	49,935	29,858	6,724	4,615	91,132
<b>T O T A L .....</b>	<b>552</b>	<b>295,254</b>	<b>424,226</b>	<b>69,653</b>	<b>25,406</b>	<b>814,539</b>

FIXED ASSETS BY SIZE OF PERSONS ENGAGED AND INDUSTRIAL GROUP  
PUBLIC AND PRIVATE - 1996/97 (1989 E.F.Y.)

TABLE 4.46

( IN '000 BIRR)

INDUSTRIAL GROUP	SIZE - GROUP			
	10 - 19	20 - 49	50 & OVER	TOTAL
MANUFACTURE OF FOOD PRODUCTS AND BEVERAGES.....	40,976	23,147	540,668	604,791
Production, processing and preserving of meat, fruit and vegetables .....	-	-	14,201	14,201
Manufacture of vegetable and animal oils and fats...	6,060	2,802	24,835	33,697
Manufacture of dairy products .....	-	-	3,109	3,109
Manufacture of grain mill products .....	12,842	7,529	109,420	129,791
Manufacture of prepared animal feeds .....	358	-	962	1,320
Manufacture of bakery products .....	20,041	8,339	22,131	50,510
Manufacture of sugar and sugar confectionery .....	82	376	50,915	51,373
Manufacture of macaroni and spaghetti.....	-	-	4,847	4,847
Manufacture of food products n.e.c. ....	1,217	-	40,838	42,055
Distilling, rectifying and blending of spirits .....	376	4,100	4,151	8,627
Manufacture of wines .....	-	-	552	552
Manufacture of malt liquors and malt .....	-	-	146,776	146,776
Manufacture of soft drinks & production of mineral waters .....	-	-	117,933	117,933
MANUFACTURE OF TOBACCO PRODUCTS .....	-	-	4,889	4,889
Manufacture of tobacco products.....	-	-	4,889	4,889
MANUFACTURE OF TEXTILES .....	3,109	2,469	473,002	478,581
Spinning, weaving and finishing of textiles .....	3,000	691	436,611	440,303
Manufacture of cordage, rope, twine and netting .....	-	-	35,789	35,789
Knitting mills .....	109	1,778	602	2,489
MANUFACTURE OF WEARING APPAREL, EXCEPT FUR APPAREL....	1,837	2,109	51,308	55,254
Manufacture of wearing apparel except fur apparel...	1,837	2,109	51,308	55,254
TANNING AND DRESSING OF LEATHER; MANUFACTURE OF FOOTWEAR, LUGGAGE AND HANDBAGS .....	9,052	32,292	99,654	140,998
Tanning and dressing of leather, luggage and handbags	-	-	60,138	60,138
Manufacture of footwear.....	9,052	32,292	39,516	80,861
MANUFACTURE OF WOOD AND OF PRODUCTS OF WOOD AND CORK, EXCEPT FURNITURE .....	274	2,700	7,002	9,977
Manufacture of wood and of products of wood and cork, except furniture.....	274	2,700	7,002	9,977
MANUFACTURE OF PAPER, PAPER PRODUCTS AND PRINTING.....	4,786	9,113	71,653	85,552
Manufacture of paper and paper products.....	956	4,665	29,084	34,706
Publishing and printing services.....	3,830	4,448	42,569	50,847
MANUFACTURE OF CHEMICALS AND CHEMICAL PRODUCTS.....	2,372	11,937	269,640	283,950
Manufacture of basic chemicals, except fertilizers and nitrogen compounds.....	-	-	202,916	202,916
Manufacture of paints, varnishes and mastics .....	534	3,311	28,195	32,040

**FIXED ASSETS BY SIZE OF PERSONS ENGAGED AND INDUSTRIAL GROUP  
PUBLIC AND PRIVATE - 1996/97 (1989 E.F.Y.)**

TABLE 4.46(Contd..)

( IN '000 BIRR)

INDUSTRIAL GROUP	SIZE - GROUP			
	10 - 19	20 - 49	50 & OVER	TOTAL
Manufacture of pharmaceuticals, medicinal chemicals and botanical products.....	-	2,156	13,374	15,531
Manufacture of soap and detergents cleaning and polishing, perfumes and toilet preparations.....	1,436	6,470	22,746	30,652
Manufacture of chemical products n.e.c. ....	402	-	2,409	2,812
<b>MANUFACTURE OF RUBBER AND PLASTIC PRODUCTS.....</b>	<b>438</b>	<b>45,335</b>	<b>253,930</b>	<b>299,704</b>
Manufacture of rubber products.....	288	1,156	197,495	198,939
Manufacture of plastic products.....	150	44,179	56,435	100,764
<b>MANUFACTURE OF OTHER NON-METALLIC MINERAL PRODUCTS ...</b>	<b>6,752</b>	<b>9,511</b>	<b>461,780</b>	<b>478,043</b>
Manufacture of glass and glass products.....	-	-	30,744	30,744
Manufacture of structural clay products.....	260	15	3,750	4,025
Manufacture of cement, lime and plaster .....	53	2,813	181,320	184,186
Manufacture of articles of concrete, cement and plaster .....	5,414	6,683	32,792	44,890
Manufacture of non-metallic mineral products n.e.c..	1,025	-	213,173	214,198
<b>MANUFACTURE OF BASIC IRON AND STEEL.....</b>	<b>393</b>	<b>8,046</b>	<b>10,923</b>	<b>19,362</b>
Manufacture of basic iron and steel.....	393	8,046	10,923	19,362
<b>MANUFACTURE OF FABRICATED METAL PRODUCTS EXCEPT MACHINERY AND EQUIPMENT .....</b>	<b>8,780</b>	<b>4,836</b>	<b>91,898</b>	<b>105,514</b>
Manufacture of structural metal products, tanks, reservoirs and containers of metal .....	8,267	1,789	3,039	13,095
Manufacture of cutlery, hand tools and general hardware .....	-	64	2,522	2,586
Manufacture of other fabricated metal products .....	513	2,983	86,337	89,833
<b>MANUFACTURE OF MACHINERY AND EQUIPMENT N.E.C. ....</b>	<b>950</b>	<b>2,394</b>	<b>13,172</b>	<b>16,516</b>
Manufacture of pumps, compressors, taps and valves..	-	-	11,205	11,205
Manufacture of ovens, furnaces and furnace burners..	498	89	-	587
Manufacture of other general purpose machinery.....	452	-	1,604	2,056
Manufacture of machinery for food and beverage processing .....	-	2,304	-	2,304
Manufacture of accumulators, primary cells and and primary batteries .....	-	-	363	363
<b>MANUFACTURE OF MOTOR VEHICLES, TRAILERS &amp; SEMI-TRAILERS</b>	<b>1,606</b>	<b>4,162</b>	<b>47,678</b>	<b>53,446</b>
Manufacture of bodies for motor vehicles.....	1,078	4,162	47,678	52,918
Manufacture of parts and accessories for motor vehicles and their engines.....	528	-	-	528
<b>MANUFACTURE OF FURNITURE; MANUFACTURING N.E.C. ....</b>	<b>8,821</b>	<b>26,504</b>	<b>56,588</b>	<b>91,913</b>
Manufacture of furniture; manufacturing n.e.c.....	8,821	26,504	56,588	91,913
<b>T O T A L</b>	<b>90,147</b>	<b>184,555</b>	<b>2,453,788</b>	<b>2,728,490</b>

FIXED ASSETS BY SIZE OF PERSONS ENGAGED AND INDUSTRIAL GROUP  
PUBLIC - 1996/97 (1989 E.F.Y.)

( IN '000 BIRR)

TABLE 4.47

INDUSTRIAL GROUP	SIZE - GROUP			TOTAL
	10 - 19	20 - 49	50 & OVER	
MANUFACTURE OF FOOD PRODUCTS AND BEVERAGES.....	-	1,071	363,151	364,222
Production, processing and preserving of meat, fruit and vegetables .....	-	-	14,201	14,201
Manufacture of vegetable and animal oils and fats...	-	1,042	15,747	16,789
Manufacture of dairy products .....	-	-	3,109	3,109
Manufacture of grain mill products .....	-	-	67,794	67,794
Manufacture of prepared animal feeds .....	-	-	962	962
Manufacture of bakery products .....	-	-	19,190	19,190
Manufacture of sugar and sugar confectionery .....	-	29	50,915	50,943
Manufacture of macaroni and spaghetti.....	-	-	4,130	4,130
Manufacture of food products n.e.c. ....	-	-	10,405	10,405
Distilling, rectifying and blending of spirits .....	-	-	4,151	4,151
Manufacture of wines .....	-	-	552	552
Manufacture of malt liquors and malt .....	-	-	146,776	146,776
Manufacture of soft drinks & production of mineral waters .....	-	-	25,220	25,220
MANUFACTURE OF TOBACCO PRODUCTS .....	-	-	4,889	4,889
Manufacture of tobacco products.....	-	-	4,889	4,889
MANUFACTURE OF TEXTILES .....	-	115	471,511	471,626
Spinning, weaving and finishing of textiles .....	-	115	435,722	435,837
Manufacture of cordage, rope, twine and netting ....	-	-	35,789	35,789
Knitting mills .....	-	-	-	-
MANUFACTURE OF WEARING APPAREL, EXCEPT FUR APPAREL....	-	-	5,708	5,708
Manufacture of wearing apparel except fur apparel....	-	-	5,708	5,708
TANNING AND DRESSING OF LEATHER; MANUFACTURE OF FOOTWEAR, LUGGAGE AND HANDBAGS .....	-	-	36,973	36,973
Tanning and dressing of leather, luggage and handbags .....	-	-	30,955	30,955
Manufacture of footwear.....	-	-	6,017	6,017
MANUFACTURE OF WOOD AND OF PRODUCTS OF WOOD AND CORK, EXCEPT FURNITURE .....	-	-	5,662	5,662
Manufacture of wood and of products of wood and cork, except furniture.....	-	-	5,662	5,662
MANUFACTURE OF PAPER, PAPER PRODUCTS AND PRINTING.....	-	-	42,628	42,628
Manufacture of paper and paper products.....	-	-	12,587	12,587
Publishing and printing services.....	-	-	30,042	30,042
MANUFACTURE OF CHEMICALS AND CHEMICAL PRODUCTS.....	-	-	227,280	227,280
Manufacture of basic chemicals, except fertilizers and nitrogen compounds.....	-	-	202,916	202,916
Manufacture of paints, varnishes and mastics .....	-	-	6,144	6,144

**FIXED ASSETS BY SIZE OF PERSONS ENGAGED AND INDUSTRIAL GROUP  
PUBLIC - 1996/97 (1989 E.F.Y.)**

( IN '000 BIRR)

TABLE 4.47(Contd..)

INDUSTRIAL GROUP	SIZE - GROUP			
	10 - 19	20 - 49	50 & OVER	TOTAL
Manufacture of pharmaceuticals, medicinal chemicals and botanical products.....	-	-	13,374	13,374
Manufacture of soap and detergents cleaning and polishing, perfumes and toilet preparations.....	-	-	2,586	2,586
Manufacture of chemical products n.e.c. ....	-	-	2,260	2,260
MANUFACTURE OF RUBBER AND PLASTIC PRODUCTS.....	-	-	210,236	210,236
Manufacture of rubber products.....	-	-	194,608	194,608
Manufacture of plastic products.....	-	-	15,628	15,628
MANUFACTURE OF OTHER NON-METALLIC MINERAL PRODUCTS ...	77	2,813	406,950	409,840
Manufacture of glass and glass products.....	-	-	30,569	30,569
Manufacture of structural clay products .....	-	-	3,750	3,750
Manufacture of cement, lime and plaster .....	-	2,813	181,320	184,133
Manufacture of articles of concrete, cement and plaster .....	77	-	9,262	9,339
Manufacture of non-metallic mineral products n.e.c.....	-	-	182,049	182,049
MANUFACTURE OF BASIC IRON AND STEEL.....	-	-	10,923	10,923
Manufacture of basic iron and steel.....	-	-	10,923	10,923
MANUFACTURE OF FABRICATED METAL PRODUCTS EXCEPT MACHINERY AND EQUIPMENT .....	-	-	88,551	88,551
Manufacture of structural metal products, tanks, reservoirs and containers of metal .....	-	-	-	-
Manufacture of cutlery, hand tools and general hardware .....	-	-	2,522	2,522
Manufacture of other fabricated metal products .....	-	-	86,029	86,029
MANUFACTURE OF MACHINERY AND EQUIPMENT N.E.C. ....	-	-	11,568	11,568
Manufacture of pumps, compressors, taps and valves..	-	-	11,205	11,205
Manufacture of ovens, furnaces and furnace burners..	-	-	-	-
Manufacture of other general purpose machinery.....	-	-	-	-
Manufacture of machinery for food and beverage processing .....	-	-	-	-
Manufacture of accumulators, primary cells and primary batteries .....	-	-	363	363
MANUFACTURE OF MOTOR VEHICLES, TRAILERS & SEMI-TRAILERS	-	-	23,062	23,062
Manufacture of bodies for motor vehicles.....	-	-	23,062	23,062
Manufacture of parts and accessories for motor vehicles and their engines.....	-	-	-	-
MANUFACTURE OF FURNITURE; MANUFACTURING N.E.C. ....	221	12	548	781
Manufacture of furniture; manufacturing n.e.c.....	221	12	548	781
<b>T O T A L</b>	<b>298</b>	<b>4,011</b>	<b>1,909,641</b>	<b>1,913,951</b>

FIXED ASSETS BY SIZE OF PERSONS ENGAGED AND INDUSTRIAL GROUP  
PRIVATE - 1996/97 (1989 E.F.-Y.)

( IN '000 BIRR)

TABLE 4.48

INDUSTRIAL GROUP	SIZE - GROUP			TOTAL
	10 - 19	20 - 49	50 & OVER	
	40,976	22,075	177,517	240,569
MANUFACTURE OF FOOD PRODUCTS AND BEVERAGES.....	-	-	-	-
Production, processing and preserving of meat, fruit and vegetables .....	6,060	1,760	9,088	16,908
Manufacture of vegetable and animal oils and fats.....	-	-	-	-
Manufacture of dairy products .....	12,842	7,529	41,626	61,997
Manufacture of grain mill products .....	358	-	-	358
Manufacture of prepared animal feeds .....	20,041	8,339	2,941	31,321
Manufacture of bakery products .....	82	347	-	430
Manufacture of sugar and sugar confectionery .....	-	-	717	717
Manufacture of macaroni and spaghetti.....	1,217	-	30,433	31,650
Manufacture of food products n.e.c. ....	376	4,100	-	4,476
Distilling, rectifying and blending of spirits .....	-	-	-	-
Manufacture of wines.....	-	-	-	-
Manufacture of malt liquors and malt .....	-	-	92,713	92,713
Manufacture of soft drinks & production of mineral waters .....	-	-	-	-
MANUFACTURE OF TOBACCO PRODUCTS .....	-	-	-	-
Manufacture of tobacco products.....	3,109	2,354	1,491	6,955
	3,000	576	890	4,466
MANUFACTURE OF TEXTILES .....	-	-	-	-
Spinning, weaving and finishing of textiles .....	109	1,778	602	2,489
Manufacture of cordage, rope, twine and netting ....	-	-	-	-
Knitting mills .....	1,837	2,109	45,599	49,545
MANUFACTURE OF WEARING APPAREL, EXCEPT FUR APPAREL.....	1,837	2,109	45,599	49,545
Manufacture of wearing apparel except fur apparel.....	-	-	-	-
TANNING AND DRESSING OF LEATHER; MANUFACTURE OF FOOTWEAR, LUGGAGE AND HANDBAGS .....	9,052	32,292	62,681	104,026
Tanning and dressing of leather, luggage and handbags .....	-	-	29,183	29,183
Manufacture of footwear.....	9,052	32,292	33,499	74,843
MANUFACTURE OF WOOD AND OF PRODUCTS OF WOOD AND CORK, EXCEPT FURNITURE .....	274	2,700	1,340	4,314
Manufacture of wood and of products of wood and cork, except furniture.....	274	2,700	1,340	4,314
MANUFACTURE OF PAPER, PAPER PRODUCTS AND PRINTING.....	4,786	9,113	29,025	42,924
Manufacture of paper and paper products.....	956	4,665	16,498	22,119
Publishing and printing services.....	3,830	4,448	12,527	20,805
MANUFACTURE OF CHEMICALS AND CHEMICAL PRODUCTS.....	2,372	11,937	42,361	56,670
Manufacture of basic chemicals, except fertilizers and nitrogen compounds.....	-	-	-	-
Manufacture of paints, varnishes and mastics .....	534	3,311	22,051	25,896

FIXED ASSETS BY SIZE OF PERSONS ENGAGED AND INDUSTRIAL GROUP  
PRIVATE - 1996/97 (1989 E.F.Y.)

TABLE 4.48(Contd..)

( IN '000 BIRR)

INDUSTRIAL GROUP	SIZE - GROUP			
	10 - 19	20 - 49	50 & OVER	TOTAL
Manufacture of pharmaceuticals, medicinal chemicals and botanical products.....	-	2,156	-	2,156
Manufacture of soap and detergents cleaning and polishing, perfumes and toilet preparations.....	1,436	6,470	20,160	28,066
Manufacture of chemical products n.e.c. ....	402	-	149	551
MANUFACTURE OF RUBBER AND PLASTIC PRODUCTS.....	438	45,335	43,695	89,468
Manufacture of rubber products.....	288	1,156	2,887	4,332
Manufacture of plastic products.....	150	44,179	40,807	85,137
MANUFACTURE OF OTHER NON-METALLIC MINERAL PRODUCTS ...	6,675	6,698	54,830	68,203
Manufacture of glass and glass products.....	-	-	175	175
Manufacture of structural clay products .....	260	15	-	275
Manufacture of cement, lime and plaster .....	53	-	-	53
Manufacture of articles of concrete, cement and plaster .....	5,337	6,683	23,530	35,551
Manufacture of non-metallic mineral products n.e.c..	1,025	-	31,124	32,149
MANUFACTURE OF BASIC IRON AND STEEL.....	393	8,046	-	8,439
Manufacture of basic iron and steel.....	393	8,046	-	8,439
MANUFACTURE OF FABRICATED METAL PRODUCTS EXCEPT MACHINERY AND EQUIPMENT .....	8,780	4,836	3,347	16,963
Manufacture of structural metal products, tanks, reservoirs and containers of metal .....	8,267	1,789	3,039	13,095
Manufacture of cutlery, hand tools and general hardware .....	-	64	-	64
Manufacture of other fabricated metal products .....	513	2,983	308	3,804
MANUFACTURE OF MACHINERY AND EQUIPMENT N.E.C. ....	950	2,394	1,604	4,948
Manufacture of pumps, compressors, taps and valves..	-	-	-	-
Manufacture of ovens, furnaces and furnace burners..	498	89	-	587
Manufacture of other general purpose machinery.....	452	-	1,604	2,056
Manufacture of machinery for food and beverage processing .....	-	2,304	-	2,304
Manufacture of accumulators, primary cells and and primary batteries .....	-	-	-	-
MANUFACTURE OF MOTOR VEHICLES, TRAILERS & SEMI-TRAILERS	1,606	4,162	24,616	30,383
Manufacture of bodies for motor vehicles.....	1,078	4,162	24,616	29,856
Manufacture of parts and accessories for motor vehicles and their engines.....	528	-	-	528
MANUFACTURE OF FURNITURE; MANUFACTURING N.E.C. ....	8,600	26,492	56,040	91,132
Manufacture of furniture; manufacturing n.e.c.....	8,600	26,492	56,040	91,132
T O T A L	89,849	180,544	544,146	814,539

**INVESTMENT IN FIXED ASSETS OF REPORTING ESTABLISHMENTS\* BY SOURCE AND INDUSTRIAL GROUP-PUBLIC AND PRIVATE - 1996/97 (1989 E.F.Y.)**

(IN '000 BIRR)

TABLE 4.49

INDUSTRIAL GROUP 1	DOMESTIC SOURCE				FOREIGN SOURCE 6	GRAND TOTAL 7=(5+6)
	OWN FUND 2	BANK LOAN 3	OTHERS 4	TOTAL 5=(2+3+4)		
	MANUFACTURE OF FOOD PRODUCTS AND BEVERAGES.....	93,950	1,556	60	95,567	-
MANUFACTURE OF TOBACCO PRODUCTS .....	667	-	-	667	-	667
MANUFACTURE OF TEXTILES .....	13,419	2,347	-	15,766	-	15,766
MANUFACTURE OF WEARING APPAREL, EXCEPT FUR APPAREL....	655	8,624	20	9,298	-	9,298
TANNING AND DRESSING OF LEATHER; MANUFACTURE OF FOOTWEAR, LUGGAGE AND HANDBAGS .....	15,505	5,475	-	20,980	-	20,980
MANUFACTURE OF WOOD AND OF PRODUCTS OF WOOD AND CORK, EXCEPT FURNITURE .....	999	-	-	999	-	999
MANUFACTURE OF PAPER, PAPER PRODUCTS AND PRINTING .....	17,059	5,944	-	23,002	-	23,002
MANUFACTURE OF CHEMICALS AND CHEMICAL PRODUCTS.....	18,206	1,330	620	20,155	-	20,155
MANUFACTURE OF RUBBER AND PLASTIC PRODUCTS.....	21,589	16,001	5,547	43,137	-	43,137
MANUFACTURE OF OTHER NON-METALLIC MINERAL PRODUCTS ...	34,844	12,065	414	47,323	-	47,323
MANUFACTURE OF BASIC IRON AND STEEL.....	5,800	-	587	6,387	-	6,387
MANUFACTURE OF FABRICATED METAL PRODUCTS EXCEPT MACHINERY AND EQUIPMENT .....	4,380	364	714	5,458	1,590	7,048
MANUFACTURE OF MACHINERY AND EQUIPMENT N.E.C. ....	396	80	-	476	-	476
MANUFACTURE OF MOTOR VEHICLES, TRAILERS & SEMI-TRAILERS	1,119	6,463	-	7,582	-	7,582
MANUFACTURE OF FURNITURE; MANUFACTURING N.E.C. ....	5,141	2,348	701	8,189	-	8,189
<b>T O T A L</b>	<b>233,728</b>	<b>62,596</b>	<b>8,663</b>	<b>304,987</b>	<b>1,590</b>	<b>306,577</b>

\* 634 ESTABLISHMENTS

**QUANTITY OF MAJOR RAW MATERIALS CONSUMED FOR REPORTING ESTABLISHMENTS  
BY INDUSTRIAL GROUP - PUBLIC AND PRIVATE  
1996/97 (1989 E.F.Y.)**

TABLE 4.50

INDUSTRIAL GROUP	DESCRIPTION OF ARTICLES	UNIT	QUANTITY OF MAJOR RAW MATERIALS CONSUMED		
			LOCAL	IMPORTED	TOTAL
FOOD AND BEVERAGE	MEAT-----	TONS	459	-	459
	PULSES-----	TONS	706	-	706
	VEGETABLES-----	TONS	4,256	-	4,256
	EDIBLE OIL-----	TONS	157	51	208
	FLOUR-----	TONS	23,277	153	23,430
	WHEAT(UNMILLED)-----	TONS	207,170	190	207,360
	MAIZE(UNMILLED)-----	TONS	1,199	-	1,199
	MILK (RAW)-----	H.L.	38,529	831	39,360
	MILK (POWDER)-----	TONS	-	50	50
	OIL SEEDS-----	TONS	36,851	-	36,851
	ORANGE-----	TONS	941	-	941
	SUGAR CANE-----	('000 TONS)	1,529	-	1,529
	SUGAR-----	TONS	5,028	-	5,028
	GLUCOSE-----	TONS	-	72	72
	COFFEE(UNMILLED)-----	TONS	24	-	24
	TEA LEAVES-----	TONS	17,257	-	17,257
	ALCOHOL-----	H.L.	12,073	-	12,073
	CARBON DIOXIDE-----	TONS	787	2,380	3,167
	ESSENCE-----	TONS	-	459	459
	GRAPES AND RAISINS-----	TONS	143	62	205
	HOPS-----	TONS	-	73	73
	MALT-----	TONS	10,757	4,007	14,764
MOLASSES-----	TONS	9,396	-	9,396	
BARLEY-----	TONS	15,904	-	15,904	
TOBACCO	TOBACCO LEAVES-----	TONS	1,309	596	1,905
TEXTILES	COTTON (WASTE)-----	TONS	15	-	15
	RAW COTTON-----	TONS	13,419	-	13,419
	COTTON YARN-----	"	628	56	684
	FABRICS-----	('000 M)	912	48	960
	FIBRE (POLYESTER)-----	TONS	25	295	320
	FIBRE (ACRYLIC)-----	TONS	30	139	169
	JUTE (FIBRE)-----	TONS	-	5,316	5,316
	SISAL (LEAVES)-----	CUB. M.	4,273	-	4,273
	WOOL (WASTE)-----	TONS	-	2,761	2,761
	ACRYLIC (YARN)-----	TONS	4	516	520
	COTTON (LINT)-----	TONS	15,790	-	15,790
NYLON YARN-----	TONS	123	343	466	
CHEMICAL DYESTAFF-----	TONS	280	1,563	1,843	
LEATHER AND FOOTWEAR	SHEEP AND GOAT SKIN-----	('000 PCS)	15,229	-	15,229
	HIDES AND SKINS-----	TONS	5,705	-	5,705
	LEATHER UPPER-----	('000SQ.FT)	3,479	19	3,498
	LEATHER LINNING-----	('000SQ.FT)	682	200	882
	LEATHER GARMENT-----	SQ. FT.	348,065	-	348,065
	PLASTIC SOLE-----	PAIRS	337,620	43,972	381,592
	P.V.C FOR SOLE-----	TONS	798	2,562	3,360
	CHEMICALS-----	TONS	4,365	7,926	12,291

QUANTITY OF MAJOR RAW MATERIALS CONSUMED FOR REPORTING ESTABLISHMENTS  
BY INDUSTRIAL GROUP - PUBLIC AND PRIVATE  
1996/97 (1989 E.F.Y.)

TABLE 4.50 (Contd..)

INDUSTRIAL GROUP	DESCRIPTION OF ARTICLES	UNIT	QUANTITY OF MAJOR RAW MATERIALS CONSUMED		
			LOCAL	IMPORTED	TOTAL
WOOD	CHIPWOOD-----	PCS.	30	-	30
	FORMICA-----	PCS.	-	-	-
	LOG-----	CUB. M	42,437	-	42,437
	PLYWOOD-----	PCS.	500	-	500
	VENEER-----	SQ.M	-	-	-
	PLUNK-----	CUB.M	374	-	374
PAPER AND PRINTING	PULP-----	TONS	-	6,224	6,224
	BOXING PAPER-----	TONS	-	1,181	1,181
	WASTE PAPER-----	TONS	1,839	-	1,839
	CHEMICALS-----	TONS	359	2,287	2,646
	PAPER-----	TONS	2,404	6,327	8,731
CHEMICAL	CAUSTIC SODA-----	TONS	2,797	1,011	3,808
	NATURAL AND SYNTHETIC RUBBER	M.T.	28	4,077	4,105
	SODIUM COMPOUND-----	M.T.	1,614	730	2,344
	TALLOW-----	M.T.	624	4,031	4,655
	PARAFFINE WAX-----	TONS	-	628	628
	RESINE-----	TONS	865	1,215	2,080
	FATTY ACID-----	TONS	-	1,259	1,259
	POLYTHELENE-----	TONS	-	4,119	4,119
	P.V.C.-----	TONS	10	977	987
	COPPER(ELECRIC WIRE)-----	TONS	-	201	201
	PETROLEUM JELLY(VASELINE)---	TONS	-	237	237
	PARAFFINE-----	TONS	-	387	387
NON-METAL	CEMENT-----	TONS	24,899	5	24,904
	CLAY-----	CUB.M	433,376	-	433,376
	CULLET FLINT-----	TONS	2,038	-	2,038
	GRAVEL-----	CUB.M	14,293	-	14,293
	GYPSUM-----	TONS	42,186	-	42,186
	LIME STONE-----	TONS	793,228	1,048	794,276
	MARBLE-----	TONS	18,612	-	18,612
	PUMICE-----	CUB.M	223,897	-	223,897
	SAND-----	CUB.M	84,967	-	84,967
	SILICA SAND-----	TONS	3,383	-	3,383
	SODA ASH-----	TONS	991	-	991
METAL	ALUMINIUM-----	TONS	68	230	298
	CROWN TIN PLATE-----	( '000 SHEETS)	-	509	509
	GALVANIZED COILS-----	TONS	-	3,758	3,758
	IRON SCARP-----	TONS	-	265	265
	STEEL SHEETS-----	TONS	75	24,997	25,072
	WIRE ROD-----	TONS	-	420	420
	IRON (BILLET)-----	TONS	-	1,044	1,044
	PIG IRON-----	TONS	-	204	204
	IRON BARS-----	TONS	-	186	186
CHEMICALS FOR METAL-----	TONS	-	70	70	
FURNITURE	CHIPWOOD-----	PCS.	41,211	5,310	46,521
	FORMICA-----	PCS.	3,384	5,609	8,993
	LOG-----	CUB. M	180	-	180
	PLYWOOD-----	PCS.	39,675	25,588	65,263
	VENEER-----	SQ.M	19,501	53,533	73,034
	PLUNK-----	CUB.M	5,171	382	5,553

COST OF RAW MATERIALS, ENERGY CONSUMED AND PAYMENTS FOR INDUSTRIAL AND NON-INDUSTRIAL  
SERVICES RENDERED BY INDUSTRIAL GROUP - PUBLIC AND PRIVATE  
1996/97 (1989 E.F.Y.)

TABLE 4.51

IN ('000 BIRR)

INDUSTRIAL GROUP	NO. OF ESTAB	COST OF RAW MATERIALS			COST OF ENERGY CONSUMED	PAYMENTS FOR INDUS-TRIAL SERVICE	TOTAL INDUS-TRIAL COST	TRANS-PORT COST	PAYMENTS FOR NON-IND-USTRIAL SERVICE	TOTAL INDUSTRIAL AND NON-INDUS-TRIAL COST
		CONSUMED								
		LOCAL	IMPO-RTED	TOTAL						
MANUFACTURE OF FOOD PRODUCTS AND BEVERAGES.....	198	686,495	145,027	831,522	43,176	20,936	895,635	45,825	90,485	1,031,945
Production, processing and preserving of meat, fruit and vegetables .....	10	12,997	9,383	22,380	2,191	905	25,476	1,218	2,891	29,586
Manufacture of vegetable and animal oils and fats...	25	34,175	1,119	35,294	2,066	955	38,315	1,343	1,566	41,223
Manufacture of dairy products .....	1	5,112	710	5,822	633	9	6,464	572	341	7,378
Manufacture of grain mill products .....	26	282,366	4,146	286,512	4,857	2,231	293,601	9,779	10,586	313,966
Manufacture of prepared animal feeds .....	4	1,940	218	2,158	24	74	2,255	276	273	2,804
Manufacture of bakery products .....	87	81,014	10,678	91,692	4,227	1,584	97,503	1,593	2,751	101,847
Manufacture of sugar and sugar confectionery .....	7	83,000	30,579	113,579	5,928	1,156	120,663	4,401	17,661	142,725
Manufacture of macaroni and spaghetti.....	3	21,119	-	21,119	619	714	22,451	366	887	23,705
Manufacture of food products n.e.c. ....	8	37,293	1,649	38,942	2,076	1,944	42,961	1,676	3,035	47,672
Distilling, rectifying and blending of spirits .....	11	10,836	2,354	13,190	1,750	629	15,568	2,543	2,628	20,739
Manufacture of wines .....	3	2,828	3,927	6,755	75	314	7,144	1,150	1,372	9,666
Manufacture of malt liquors and malt .....	5	72,567	32,111	104,678	14,921	3,448	123,047	9,621	14,505	147,172
Manufacture of soft drinks & production of mineral waters .....	8	41,247	48,154	89,401	3,810	6,975	100,186	11,287	31,989	143,461
MANUFACTURE OF TOBACCO PRODUCTS .....	1	9,084	49,118	58,202	522	106	58,830	1,235	5,529	65,594
Manufacture of tobacco products.....	1	9,084	49,118	58,202	522	106	58,830	1,235	5,529	65,594
MANUFACTURE OF TEXTILES .....	34	236,537	137,310	373,847	41,843	13,201	428,892	7,274	24,295	460,461
Spinning, weaving and finishing of textiles .....	22	234,112	101,715	335,827	40,798	9,784	386,409	6,609	22,466	415,484
Manufacture of cordage, rope, twine and netting ....	2	888	33,701	34,589	956	3,382	38,926	605	1,600	41,131
Knitting mills .....	10	1,538	1,894	3,432	90	35	3,557	59	229	3,846
MANUFACTURE OF WEARING APPAREL, EXCEPT FUR APPAREL....	26	22,017	9,859	31,875	1,025	715	33,616	1,707	3,429	38,752
Manufacture of wearing apparel except fur apparel...	26	22,017	9,859	31,875	1,025	715	33,616	1,707	3,429	38,752
TANNING AND DRESSING OF LEATHER; MANUFACTURE OF FOOTWEAR, LUGGAGE AND HANDBAGS .....	61	295,925	86,551	382,476	7,344	9,672	399,492	11,033	24,364	434,889
Tanning and dressing of leather, luggage and handbags	11	250,558	39,183	289,741	5,577	6,316	301,634	9,783	19,104	330,520
Manufacture of footwear.....	50	45,367	47,368	92,736	1,767	3,356	97,859	1,250	5,260	104,368
MANUFACTURE OF WOOD AND OF PRODUCTS OF WOOD AND CORK, EXCEPT FURNITURE .....	23	8,647	7,178	15,825	3,842	994	20,652	1,372	3,150	25,174
Manufacture of wood and of products of wood and cork, except furniture.....	23	8,647	7,178	15,825	3,842	994	20,652	1,372	3,150	25,174
MANUFACTURE OF PAPER, PAPER PRODUCTS AND PRINTING.....	46	35,737	84,875	120,613	7,074	7,261	134,948	2,279	11,374	148,601
Manufacture of paper and paper products.....	9	6,165	56,432	62,597	6,119	1,887	70,604	856	3,587	75,046
Publishing and printing services.....	37	29,573	28,443	58,016	955	5,374	64,345	1,423	7,787	73,555
MANUFACTURE OF CHEMICALS AND CHEMICAL PRODUCTS.....	43	50,423	152,072	202,495	6,385	2,524	211,391	3,131	23,232	237,754
Manufacture of basic chemicals, except fertilizers and nitrogen compounds.....	5	7,721	3,568	11,289	3,816	1,005	16,110	457	15,005	31,572
Manufacture of paints, varnishes and mastics .....	6	24,518	27,416	51,934	194	244	52,372	482	2,332	55,186

COST OF RAW MATERIALS, ENERGY CONSUMED AND PAYMENTS FOR INDUSTRIAL AND NON-INDUSTRIAL  
SERVICES RENDERED BY INDUSTRIAL GROUP - PUBLIC AND PRIVATE  
1996/97 (1989 E.F.Y.)

TABLE 4.51 (Contd..)

IN ('000 BIRR)

INDUSTRIAL GROUP	NO. OF ESTAB	COST OF RAW MATERIALS			COST OF ENERGY CONSUMED	PAYMENTS FOR INDUSTRIAL SERVICE	TOTAL INDUSTRIAL COST	TRANS-PORT COST	PAYMENTS FOR NON-INDUSTRIAL SERVICE	TOTAL INDUSTRIAL AND NON-INDUSTRIAL COST
		CONSUMED								
		LOCAL	IMPO-RTED	TOTAL						
Manufacture of pharmaceuticals, medicinal chemicals and botanical products.....	3	4,894	54,107	59,001	537	193	59,731	685	1,094	61,510
Manufacture of soap and detergents cleaning and polishing, perfumes and toilet preparations.....	25	11,905	55,013	66,918	1,715	862	69,495	1,320	3,985	74,799
Manufacture of chemical products n.e.c. ....	4	1,385	11,967	13,352	123	221	13,696	187	817	14,700
MANUFACTURE OF RUBBER AND PLASTIC PRODCUTS.....	23	8,371	149,615	157,986	13,135	2,868	173,989	2,431	27,574	203,994
Manufacture of rubber products.....	5	1,759	75,474	77,233	10,791	735	88,759	1,524	22,670	112,953
Manufacture of plastic products.....	18	6,611	74,141	80,752	2,344	2,133	85,229	907	4,905	91,041
MANUFACTURE OF OTHER NON-METALLIC MINERAL PRODUCTS ...	97	100,989	44,754	145,742	112,394	5,790	263,926	17,497	19,882	301,305
Manufacture of glass and glass products.....	3	2,646	433	3,079	2,259	211	5,549	140	1,121	6,811
Manufacture of structural clay products .....	5	303	1	304	3,997	462	4,762	356	846	5,965
Manufacture of cement, lime and plaster .....	7	47,719	34,422	82,141	97,925	2,989	183,054	11,536	7,066	201,657
Manufacture of articles of concrete, cement and plaster .....	73	22,780	271	23,051	937	1,058	25,046	3,785	2,855	31,685
Manufacture of non-metallic mineral products n.e.c..	9	27,541	9,626	37,168	7,277	1,069	45,514	1,680	7,993	55,187
MANUFACTURE OF BASIC IRON AND STEEL.....	5	1,312	202,643	203,955	3,866	3,389	211,210	532	4,292	216,034
Manufacture of basic iron and steel.....	5	1,312	202,643	203,955	3,866	3,389	211,210	532	4,292	216,034
MANUFACTURE OF FABRICATED METAL PRODUCTS EXCEPT MACHINERY AND EQUIPMENT .....	45	3,180	42,413	45,593	2,303	6,601	54,496	1,610	4,528	60,634
Manufacture of structural metal products, tanks, reservoirs and containers of metal .....	32	2,096	4,876	6,972	168	119	7,259	205	591	8,055
Manufacture of cutlery, hand tools and general hardware .....	3	226	6,224	6,450	412	5,589	12,450	317	628	13,396
Manufacture of other fabricated metal products .....	10	857	31,314	32,171	1,722	893	34,786	1,088	3,309	39,183
MANUFACTURE OF MACHINERY AND EQUIPMENT N.E.C. ....	16	402	3,606	4,008	210	94	4,311	413	927	5,652
Manufacture of pumps, compressors, taps and valves..	1	-	1,635	1,635	114	22	1,771	233	444	2,448
Manufacture of ovens, furnaces and furnace burners..	4	251	461	712	19	11	742	60	160	961
Manufacture of other general purpose machinery.....	4	32	260	291	13	1	305	17	85	407
Manufacture of machinery for food and beverage processing .....	6	117	983	1,100	43	44	1,187	59	153	1,400
Manufacture of accumulators, primary cells and and primary batteries .....	1	2	267	270	21	15	306	45	85	436
MANUFACTURE OF MOTOR VEHICLES, TRAILERS & SEMI-TRAILERS	13	11,076	63,409	74,485	471	18,131	93,087	839	9,576	103,502
Manufacture of bodies for motor vehicles.....	12	11,014	63,404	74,418	446	18,124	92,988	825	9,565	103,377
Manufacture of parts and accessories for motor vehicles and their engines.....	1	62	5	67	25	7	99	14	11	124
MANUFACTURE OF FURNITURE; MANUFACTURING N.E.C. ....	110	28,808	8,324	37,131	689	7,003	44,823	1,670	5,255	51,747
Manufacture of furniture; manufacturing n.e.c.....	110	28,808	8,324	37,131	689	7,003	44,823	1,670	5,255	51,747
<b>T O T A L</b>	<b>741</b>	<b>1,499,001</b>	<b>1,186,753</b>	<b>2,685,754</b>	<b>244,279</b>	<b>99,286</b>	<b>3,029,297</b>	<b>98,846</b>	<b>257,893</b>	<b>3,386,037</b>



NUMBER OF ESTABLISHMENTS AND COST OF ENERGY CONSUMED BY INDUSTRIAL GROUP  
PUBLIC AND PRIVATE - 1996/97 (1989 E.F.Y.-)

TABLE 4.52 (Contd..)

INDUSTRIAL GROUP	NO. OF ESTABLISHMENTS BY TYPE OF ENERGY CONSUMED			TOTAL COST OF ENERGY CONSUMED ( IN '000 BIRR )			TOTAL
	ELECTRICITY	WOOD AND CHARCOAL	OTHER FUELS	ELECTRICITY	WOOD AND CHARCOAL	OTHER FUELS	
Manufacture of pharmaceuticals, medicinal chemicals and botanical products.....	3	-	2	279	-	258	537
Manufacture of soap and detergents cleaning and polishing, perfumes and toilet preparations.....	25	5	10	466	5	1,244	1,715
Manufacture of chemical products n.e.c. ....	4	-	2	112	-	11	123
MANUFACTURE OF RUBBER AND PLASTIC PRODUCTS.....	23	1	16	4,757	1	8,377	13,135
Manufacture of rubber products.....	5	-	4	2,624	-	8,167	10,791
Manufacture of plastic products.....	18	1	12	2,133	1	211	2,344
MANUFACTURE OF OTHER NON-METALLIC MINERAL PRODUCTS ...	93	5	76	19,941	107	92,346	112,394
Manufacture of glass and glass products.....	3	-	1	1,488	-	771	2,259
Manufacture of structural clay products .....	4	3	4	522	95	3,380	3,997
Manufacture of cement, lime and plaster .....	7	1	7	16,160	3	81,762	97,925
Manufacture of articles of concrete, cement and plaster .....	71	1	55	299	10	628	937
Manufacture of non-metallic mineral products n.e.c. ....	8	-	9	1,472	-	5,804	7,277
MANUFACTURE OF BASIC IRON AND STEEL.....	5	1	4	3,602	-	264	3,866
Manufacture of basic iron and steel.....	5	1	4	3,602	-	264	3,866
MANUFACTURE OF FABRICATED METAL PRODUCTS EXCEPT MACHINERY AND EQUIPMENT .....	45	3	33	1,183	1	1,119	2,303
Manufacture of structural metal products, tanks, reservoirs and containers of metal .....	32	2	24	134	1	34	168
Manufacture of cutlery, hand tools and general hardware .....	3	-	3	100	-	312	412
Manufacture of other fabricated metal products .....	10	1	6	949	-	773	1,722
MANUFACTURE OF MACHINERY AND EQUIPMENT N.E.C. ....	16	-	11	178	-	33	210
Manufacture of pumps, compressors, taps and valves.....	1	-	1	106	-	8	114
Manufacture of ovens, furnaces and furnace burners.....	4	-	3	16	-	3	19
Manufacture of other general purpose machinery.....	4	-	1	12	-	1	13
Manufacture of machinery for food and beverage processing .....	6	-	5	27	-	16	43
Manufacture of accumulators, primary cells and and primary batteries .....	1	-	1	17	-	5	21
MANUFACTURE OF MOTOR VEHICLES, TRAILERS & SEMI-TRAILERS	13	-	7	285	-	186	471
Manufacture of bodies for motor vehicles.....	12	-	6	278	-	168	446
Manufacture of parts and accessories for motor vehicles and their engines.....	1	-	1	7	-	18	25
MANUFACTURE OF FURNITURE; MANUFACTURING N.E.C. ....	108	-	89	521	-	168	689
Manufacture of furniture; manufacturing n.e.c.....	108	-	89	521	-	168	689
<b>T O T A L</b>	<b>732</b>	<b>79</b>	<b>495</b>	<b>86,622</b>	<b>1,277</b>	<b>156,380</b>	<b>244,279</b>

PRODUCTION OF MAJOR MANUFACTURED ARTICLES FOR REPORTING ESTABLISHMENTS  
BY INDUSTRIAL GROUP - 1996/97 (1989 E.F.Y.)

TABLE 4.53

NAME OF PRODUCT	UNIT	QUANTITY PRODUCED	AVERAGE PRODUCERS' PRICE PER UNIT (IN BIRR)
<b>FOOD AND BEVERAGE</b>			
Meat	TONS	302	12,766.00
Vegetable Soup	"	225	3,735.00
Zigin and Shiro wet	"	176	9,057.50
Orange Juice	"	18	14,500.00
Marmalade	"	1,066	8,475.00
Tomato Paste	"	825	7,410.00
Milk Pasturized	H.L.	42,062	190.00
Butter and Ghee	TONS	74	29,810.00
Cheese	"	12	30,030.00
Edible Oil	"	5,321	7,924.81
Oil Cakes	"	16,797	473.92
Flour (Wheat)	"	140,499	2,366.74
Fafa, Dube, Edget, Meten	"	4,704	6,108.50
Macaroni and Pasta	"	17,646	3,747.96
Biscuits	"	6,694	18,749.21
Galletta	"	2,756	5,809.70
Bread	"	20,772	3,192.97
Sugar	"	172,217	3,394.75
Tea	"	4,693	8,034.29
Molasses	"	44,321	161.50
Sweets	"	800	7,938.60
Animal Feed	"	5,453	813.29
Beer	H.L.	842,684	528.90
Wine	"	35,345	580.00
Liquors	"	29,783	1,586.70
Alcohol	"	16,218	1,091.00
Lemonade	"	669,316	89.50
Mineral Water	"	374,257	50.00
Malt	TONS	11,967	3,480.70
<b>TOBACCO</b>			
Cigarettes	('000 PCS)	2,024,230	96.41
<b>TEXTILES</b>			
Lint Cotton	TONS	5,458	5,629.58
Cotton Fabrics	('000 SQ.M)	34,577	8,136.21
Nylon Fabrics	"	4,193	8,928.57
Acrylic Yarn	TONS	2,420	26,510.00
Cotton Yarn	"	3,133	19,967.50
Blanket (Woolen)	('000 SQ.M)	3,763	17,500.00
Blanket (Waste Cotton)	PCS	244,471	64.55
Blanket (Others)	PCS	8,275	93.75
Bed sheet	PCS	27,975	47.15
Shirts	DOZEN	12,376	391.52
Carpets	SQ.M	12,752	121.12
Gunny Bags	TONS	6,418	7,046.67
Hosieries	DOZEN	174,620	39.27
Wearing Apparel (Except Leather)	"	21,883	1,523.90
Wearing Apparel (Leather)	PCS	16,838	616.54
Sweater	DOZEN	5,161	208.60
Sewing Thread	TONS	3	61,275.00
Embroidery Thread	"	31	51,745.00
Jano Thread	"	24	47,403.33

PRODUCTION OF MAJOR MANUFACTURED ARTICLES FOR REPORTING ESTABLISHMENTS  
BY INDUSTRIAL GROUP - 1996/97 (1989 E.F.Y.)

TABLE 4.53 (contd.)

NAME OF PRODUCT	UNIT	QUANTITY PRODUCED	AVERAGE PRODUCERS' PRICE PER UNIT
<b>LEATHER AND FOOTWEAR</b>			
Leather Shoes and Boots	PAIRS	1,179,602	57.89
Canvas and Rubber Shoes	"	3,874,952	25.16
Plastic Footwear	"	1,870,279	6.88
Leather Upper and Lining	('000 SQ.M)	419	53,333.33
Semi Processed Skins	('000 PCS)	11,112	24,372.73
Leather Garment	('000 SQ.FT.)	1,017	11,180.00
Plastic Sole	PAIRS	4,085,684	9.39
Crust Hides and Wet Blue Hides	('000 SQ.FT.)	5,192	5,011.67
<b>WOOD</b>			
Timber	CUB. M	8,277	1,852.06
Plywood	"	944	3,900.00
Particle Board	"	14,826	1,931.75
<b>PAPER AND PRINTING</b>			
Paper	TONS	7,489	10,724.19
Boxing Paper	TONS	2,191	9,269.82
<b>CHEMICAL</b>			
Soap	TONS	14,342	7,617.54
Carbon Dioxide	"	563	2,940.00
Oxygen	CUB.M	210,972	9.50
Plastic Crates	('000 PCS)	303	31,256.67
Paints	('000 LTR)	3,629	17,830.00
Vaseline	TONS	222	16,081.82
Paraffine	TONS	555	24,805.86
Varnishes and Lacquers	('000 LTR)	300	18,860.00
Capsules	('000 PCS)	241,242	180.00
Tablets	"	400,455	70.00
Antibiotics	"	6,104	1,990.00
Syrup	('000 LTR)	189	41,050.00
Ointment	TONS	54	53,750.00
Injection of 100 A	('000 PCS)	6,588	780.00
Tyres	PCS	151,483	623.32
Tubes	"	45,303	78.66
Electric Wires	('000 METERS)	13,349	830.00
Polythelene Products	TONS	5,734	22,918.31
Candles	"	725	9,372.71
Ball Pen	('000 PCS)	3,815	410.00
<b>NON-METALLIC MINERAL PRODUCTS</b>			
Cement	TONS	774,669	473.18
Cement Blocks and Tubes	TONS	13,883	13,750.00
Cement Floor Tiles	('000 PCS)	13,883	29.61
Bricks of Clay	SQ.M	531,233	500.00
Lime	('000 PCS)	19,876	407.39
Glasses	TONS	7,332	690.00
Marble	TONS	880	186.76
Glass Bottles	('000 PCS)	83,811	1,570.00
<b>METAL</b>			
Iron Bars	TONS	11,030	2,890.00
Wires	"	8,512	7,220.00
Nails	"	466	4,875.00
Iron Sheets	"	3,494	6,904.00
Crown Cork	"	23,505	6,970.00
Motor Vehicle Spring	('000 GROSS)	4,652	6,290.00
	TONS	565	

**NUMBER OF ESTABLISHMENTS AND TOTAL REVENUE FROM SALES BY INDUSTRIAL GROUP  
PUBLIC AND PRIVATE - 1996/97 (1989 E.F.Y.)**

TABLE 4.54

INDUSTRIAL GROUP	NO. OF ESTABLISHMENTS			REVENUE FROM SALES (IN '000 BIRR)		
	PUBLIC	PRIVATE	TOTAL	PUBLIC	PRIVATE	TOTAL
<b>MANUFACTURE OF FOOD PRODUCTS AND BEVERAGES.....</b>	55	143	198	1,645,712	512,591	2,158,303
Production, processing and preserving of meat, fruit and vegetables .....	10	-	10	40,100	-	40,100
Manufacture of vegetable and animal oils and fats....	6	19	25	28,556	25,948	54,504
Manufacture of dairy products .....	1	-	1	10,778	-	10,778
Manufacture of grain mill products .....	9	17	26	221,419	167,152	388,571
Manufacture of prepared animal feeds .....	2	2	4	3,257	702	3,960
Manufacture of bakery products .....	5	82	87	85,634	49,606	135,240
Manufacture of sugar and sugar confectionery .....	3	4	7	540,697	1,227	541,924
Manufacture of macaroni and spaghetti.....	2	1	3	42,999	3,383	46,382
Manufacture of food products n.e.c. ....	3	5	8	48,984	24,475	73,459
Distilling, rectifying and blending of spirits .....	4	7	11	58,640	7,775	66,416
Manufacture of wines .....	3	-	3	20,509	-	20,509
Manufacture of malt liquors and malt .....	5	-	5	487,456	-	487,456
Manufacture of soft drinks & production of mineral waters .....	2	6	8	56,684	232,321	289,005
<b>MANUFACTURE OF TOBACCO PRODUCTS .....</b>	1	-	1	241,997	-	241,997
Manufacture of tobacco products.....	1	-	1	241,997	-	241,997
<b>MANUFACTURE OF TEXTILES .....</b>	19	15	34	595,485	15,794	611,279
Spinning, weaving and finishing of textiles .....	17	5	22	531,521	10,071	541,592
Manufacture of cordage, rope, twine and netting .....	2	-	2	63,964	-	63,964
Knitting mills .....	-	10	10	-	5,723	5,723
<b>MANUFACTURE OF WEARING APPAREL, EXCEPT FUR APPAREL.....</b>	5	21	26	32,208	14,918	47,126
Manufacture of wearing apparel except fur apparel....	5	21	26	32,208	14,918	47,126
<b>TANNING AND DRESSING OF LEATHER; MANUFACTURE OF FOOTWEAR, LUGGAGE AND HANDBAGS .....</b>	9	52	61	446,017	182,627	628,644
Tanning and dressing of leather, luggage and handbags.	6	5	11	360,379	108,725	469,103
Manufacture of footwear.....	3	47	50	85,638	73,902	159,540
<b>MANUFACTURE OF WOOD AND OF PRODUCTS OF WOOD AND CORK, EXCEPT FURNITURE .....</b>	10	13	23	46,821	4,800	51,621
Manufacture of wood and of products of wood and cork, except furniture.....	10	13	23	46,821	4,800	51,621
<b>MANUFACTURE OF PAPER, PAPER PRODUCTS AND PRINTING.....</b>	8	38	46	210,051	54,335	264,386
Manufacture of paper and paper products.....	2	7	9	109,377	22,181	131,558
Publishing and printing services.....	6	31	37	100,674	32,154	132,828
<b>MANUFACTURE OF CHEMICALS AND CHEMICAL PRODUCTS.....</b>	12	31	43	234,805	82,842	317,648
Manufacture of basic chemicals, except fertilizers and nitrogen compounds.....	5	-	5	23,049	-	23,049
Manufacture of paints, varnishes and mastics .....	2	4	6	59,417	26,578	85,995

NUMBER OF ESTABLISHMENTS AND TOTAL REVENUE FROM SALES BY INDUSTRIAL GROUP  
PUBLIC AND PRIVATE - 1996/97 (1989 E.F.Y.)

TABLE 4.54 (Contd..)

INDUSTRIAL GROUP	NO. OF ESTABLISHMENTS			REVENUE FROM SALES (IN '000 BIRR)		
	PUBLIC	PRIVATE	TOTAL	PUBLIC	PRIVATE	TOTAL
Manufacture of pharmaceuticals, medicinal chemicals and botanical products.....	2	1	3	95,999	691	96,690
Manufacture of soap and detergents cleaning and polishing, perfumes and toilet preparations.....	2	23	25	46,197	47,018	93,215
Manufacture of chemical products n.e.c. ....	1	3	4	10,142	8,556	18,698
MANUFACTURE OF RUBBER AND PLASTIC PRODUCTS.....	3	20	23	195,448	79,858	275,306
Manufacture of rubber products.....	1	4	5	119,159	5,900	125,059
Manufacture of plastic products.....	2	16	18	76,290	73,958	150,248
MANUFACTURE OF OTHER NON-METALLIC MINERAL PRODUCTS ....	22	75	97	442,531	107,054	549,585
Manufacture of glass and glass products.....	1	2	3	18,066	3,187	21,253
Manufacture of structural clay products.....	2	3	5	10,048	746	10,794
Manufacture of cement, lime and plaster.....	5	2	7	367,997	304	368,301
Manufacture of articles of concrete, cement and plaster.....	10	63	73	26,215	26,074	52,289
Manufacture of non-metallic mineral products n.e.c....	4	5	9	20,205	76,743	96,948
MANUFACTURE OF BASIC IRON AND STEEL.....	3	2	5	290,391	11,768	302,159
Manufacture of basic iron and steel.....	3	2	5	290,391	11,768	302,159
MANUFACTURE OF FABRICATED METAL PRODUCTS EXCEPT MACHINERY AND EQUIPMENT.....	5	40	45	71,132	20,296	91,428
Manufacture of structural metal products, tanks, reservoirs and containers of metal.....	-	32	32	-	12,627	12,627
Manufacture of cutlery, hand tools and general hardware.....	2	1	3	13,724	268	13,992
Manufacture of other fabricated metal products.....	3	7	10	57,408	7,400	64,808
MANUFACTURE OF MACHINERY AND EQUIPMENT N.E.C. ....	2	14	16	4,505	3,518	8,023
Manufacture of pumps, compressors, taps and valves.....	1	-	1	3,658	-	3,658
Manufacture of ovens, furnaces and furnace burners.....	-	4	4	-	1,570	1,570
Manufacture of other general purpose machinery.....	-	4	4	-	530	530
Manufacture of machinery for food and beverage processing.....	-	6	6	-	1,418	1,418
Manufacture of accumulators, primary cells and and primary batteries.....	1	-	1	847	-	847
MANUFACTURE OF MOTOR VEHICLES, TRAILERS & SEMI-TRAILERS.....	2	11	13	76,071	15,747	91,818
Manufacture of bodies for motor vehicles.....	2	10	12	76,071	15,521	91,592
Manufacture of parts and accessories for motor vehicles and their engines.....	-	1	1	-	226	226
MANUFACTURE OF FURNITURE; MANUFACTURING N.E.C. ....	5	105	110	8,606	72,441	81,047
Manufacture of furniture; manufacturing n.e.c.....	5	105	110	8,606	72,441	81,047
<b>T O T A L.....</b>	<b>161</b>	<b>580</b>	<b>741</b>	<b>4,541,783</b>	<b>1,178,588</b>	<b>5,720,371</b>

REVENUE FROM SALES BY SOURCE AND INDUSTRIAL GROUP - PUBLIC AND PRIVATE  
1996/97 (1989 E.F.Y.)

TABLE 4.55

(IN '000 BIRR)

INDUSTRIAL GROUP	REVENUE FROM SALES		
	LOCAL	EXPORT	TOTAL
MANUFACTURE OF FOOD PRODUCTS AND BEVERAGES.....	2,127,030	31,273	2,158,303
Production, processing and preserving of meat, fruit and vegetables .....	35,157	4,943	40,100
Manufacture of vegetable and animal oils and fats....	54,504	-	54,504
Manufacture of dairy products .....	10,778	-	10,778
Manufacture of grain mill products .....	388,571	-	388,571
Manufacture of prepared animal feeds .....	3,960	-	3,960
Manufacture of bakery products .....	135,240	-	135,240
Manufacture of sugar and sugar confectionery .....	537,921	4,003	541,924
Manufacture of macaroni and spaghetti.....	46,382	-	46,382
Manufacture of food products n.e.c. ....	51,199	22,260	73,459
Distilling, rectifying and blending of spirits .....	66,416	-	66,416
Manufacture of wines .....	20,477	31	20,509
Manufacture of malt liquors and malt .....	487,456	-	487,456
Manufacture of soft drinks & production of mineral waters .....	288,969	36	289,005
MANUFACTURE OF TOBACCO PRODUCTS .....	240,922	1,075	241,997
Manufacture of tobacco products.....	240,922	1,075	241,997
MANUFACTURE OF TEXTILES .....	585,710	25,569	611,279
Spinning, weaving and finishing of textiles .....	516,023	25,569	541,592
Manufacture of cordage, rope, twine and netting .....	63,964	-	63,964
Knitting mills .....	5,723	-	5,723
MANUFACTURE OF WEARING APPAREL, EXCEPT FUR APPAREL.....	45,633	1,493	47,126
Manufacture of wearing apparel except fur apparel....	45,633	1,493	47,126
TANNING AND DRESSING OF LEATHER; MANUFACTURE OF FOOTWEAR, LUGGAGE AND HANDBAGS .....	241,152	387,492	628,644
Tanning and dressing of leather, luggage and handbags..	81,611	387,492	469,103
Manufacture of footwear.....	159,540	-	159,540
MANUFACTURE OF WOOD AND OF PRODUCTS OF WOOD AND CORK, EXCEPT FURNITURE .....	51,621	-	51,621
Manufacture of wood and of products of wood and cork, except furniture.....	51,621	-	51,621
MANUFACTURE OF PAPER, PAPER PRODUCTS AND PRINTING.....	264,386	-	264,386
Manufacture of paper and paper products.....	131,558	-	131,558
Publishing and printing services.....	132,828	-	132,828
MANUFACTURE OF CHEMICALS AND CHEMICAL PRODUCTS.....	317,648	-	317,648
Manufacture of basic chemicals, except fertilizers and nitrogen compounds.....	23,049	-	23,049
Manufacture of paints, varnishes and mastics .....	85,995	-	85,995

REVENUE FROM SALES BY SOURCE AND INDUSTRIAL GROUP - PUBLIC AND PRIVATE  
1996/97 (1989 E.F.Y.)

TABLE 4.55 (Contd..)

(IN '000 BIRR)

INDUSTRIAL GROUP	REVENUE FROM SALES		
	LOCAL	EXPORT	TOTAL
Manufacture of pharmaceuticals, medicinal chemicals and botanical products.....	96,690	-	96,690
Manufacture of soap and detergents cleaning and polishing, perfumes and toilet preparations.....	93,215	-	93,215
Manufacture of chemical products n.e.c. ....	18,698	-	18,698
MANUFACTURE OF RUBBER AND PLASTIC PRODUCTS.....	275,306	-	275,306
Manufacture of rubber products.....	125,059	-	125,059
Manufacture of plastic products.....	150,248	-	150,248
MANUFACTURE OF OTHER NON-METALLIC MINERAL PRODUCTS ....	549,541	44	549,585
Manufacture of glass and glass products.....	21,253	-	21,253
Manufacture of structural clay products .....	10,794	-	10,794
Manufacture of cement, lime and plaster .....	368,301	-	368,301
Manufacture of articles of concrete, cement and plaster .....	52,289	-	52,289
Manufacture of non-metallic mineral products n.e.c....	96,904	44	96,948
MANUFACTURE OF BASIC IRON AND STEEL.....	302,159	-	302,159
Manufacture of basic iron and steel.....	302,159	-	302,159
MANUFACTURE OF FABRICATED METAL PRODUCTS EXCEPT MACHINERY AND EQUIPMENT .....	91,428	-	91,428
Manufacture of structural metal products, tanks, reservoirs and containers of metal .....	12,627	-	12,627
Manufacture of cutlery, hand tools and general hardware .....	13,992	-	13,992
Manufacture of other fabricated metal products .....	64,808	-	64,808
MANUFACTURE OF MACHINERY AND EQUIPMENT N.E.C. ....	8,023	-	8,023
Manufacture of pumps, compressors, taps and valves...	3,658	-	3,658
Manufacture of ovens, furnaces and furnace burners...	1,570	-	1,570
Manufacture of other general purpose machinery.....	530	-	530
Manufacture of machinery for food and beverage processing .....	1,418	-	1,418
Manufacture of accumulators, primary cells and and primary batteries .....	847	-	847
MANUFACTURE OF MOTOR VEHICLES, TRAILERS & SEMI-TRAILERS.	91,818	-	91,818
Manufacture of bodies for motor vehicles.....	91,592	-	91,592
Manufacture of parts and accessories for motor vehicles and their engines.....	226	-	226
MANUFACTURE OF FURNITURE; MANUFACTURING N.E.C. ....	80,706	341	81,047
Manufacture of furniture; manufacturing n.e.c.....	80,706	341	81,047
T O T A L .....	5,273,084	447,287	5,720,371



**PART V**

**STATISTICAL TABLES ON TIME SERIES  
DATA OF LARGE AND MEDIUM SCALE  
MANUFACTURING INDUSTRIES**

**1992/93 – 1996/97 (1985 – 1989 E.F.Y.)**

PART V

STATISTICAL TABLES ON TIME SERIES  
DATA OF LARGE AND MEDIUM SCALE  
MANUFACTURING INDUSTRIES

1992/93 - 1996/97 (1985 - 1989 E.F.Y.)

TABLE 5.1

INDUSTRIAL GROUP	NUMBER OF PERSONS ENGAGED				
	1985	1986	1987	1988	1989
MANUFACTURE OF FOOD PRODUCTS AND BEVERAGES.....	22,539	24,104	23,729	23,729	24,014
Production, processing and preserving of meat, fruit and vegetables .....	3,152	3,695	3,040	3,003	2,918
Manufacture of vegetable and animal oils and fats....	1,814	1,751	1,889	1,737	1,280
Manufacture of dairy products .....	49	97	43	265	265*
Manufacture of grain mill products .....	3,643	3,670	3,546	2,478	2,824
Manufacture of prepared animal feeds .....	216	203	223	202	218
Manufacture of bakery products .....	1,383	1,763	1,753	2,818	2,867
Manufacture of sugar and sugar confectionery .....	4,314	3,983	4,070	4,384	4,847*
Manufacture of macaroni and spaghetti.....	419	462	459	337	354
Manufacture of food products n.e.c. ....	128	1,089	646	756	839
Distilling, rectifying and blending of spirits .....	854	804	1,079	810	868
Manufacture of wines .....	772	727	724	698	682
Manufacture of malt liquors and malt .....	2,531	2,718	2,854	2,865	2,725
Manufacture of soft drinks & production of mineral waters .....	3,264	3,142	3,403	3,376	3,327
MANUFACTURE OF TOBACCO PRODUCTS .....	984	993	987	982	953
Manufacture of tobacco products.....	984	993	987	982	953
MANUFACTURE OF TEXTILES .....	29,712	30,423	30,960	28,417	27,239
Spinning, weaving and finishing of textiles .....	26,181	26,929	27,448	24,986	24,195
Manufacture of cordage, rope, twine and netting ....	3,370	3,304	3,359	3,275	2,750
Knitting mills .....	161	190	153	156	294
MANUFACTURE OF WEARING APPAREL, EXCEPT FUR APPAREL....	3,845	4,066	3,971	4,106	4,607
Manufacture of wearing apparel except fur apparel...	3,845	4,066	3,971	4,106	4,607
TANNING AND DRESSING OF LEATHER; MANUFACTURE OF FOOTWEAR, LUGGAGE AND HANDBAGS .....	6,283	7,264	7,105	7,863	8,235
Tanning and dressing of leather, luggage and handbags	3,183	3,349	3,371	3,614	3,971
Manufacture of footwear.....	3,100	3,915	3,734	4,249	4,264
MANUFACTURE OF WOOD AND OF PRODUCTS OF WOOD AND CORK, EXCEPT FURNITURE .....	2,850	2,728	2,557	2,530	1,918
Manufacture of wood and of products of wood and cork, except furniture.....	2,850	2,728	2,557	2,530	1,918
MANUFACTURE OF PAPER, PAPER PRODUCTS AND PRINTING ....	4,446	4,620	5,007	5,579	5,132
Manufacture of paper and paper products.....	1,292	1,359	1,362	1,272	1,465
Publishing and printing services.....	3,154	3,261	3,645	4,307	3,667
MANUFACTURE OF CHEMICALS AND CHEMICAL PRODUCTS.....	1,812	2,127	2,701	2,847	3,714
Manufacture of basic chemicals, except fertilizers and nitrogen compounds.....	178	192	170	499	1,119
Manufacture of paints, varnishes and mastics .....	285	272	465	429	421

\* To be revised.

**NUMBER OF PERSONS ENGAGED BY INDUSTRIAL GROUP - PUBLIC AND PRIVATE  
1992/93(1985 E.F.Y.) - 1996/97 (1989 E.F.Y.)**

TABLE 5.1 (Contd..)

INDUSTRIAL GROUP	NUMBER OF PERSONS ENGAGED				
	1985	1986	1987	1988	1989
Manufacture of pharmaceuticals, medicinal chemicals and botanical products.....	525	501	511	501	484
Manufacture of soap and detergents cleaning and polishing, perfumes and toilet preparations.....	753	1,075	1,423	1,308	1,479
Manufacture of chemical products n.e.c. ....	71	87	132	110	211
<b>MANUFACTURE OF RUBBER AND PLASTIC PRODUCTS.....</b>	<b>1,796</b>	<b>2,030</b>	<b>2,009</b>	<b>2,224</b>	<b>2,421</b>
Manufacture of rubber products.....	862	886	940	1,121	959
Manufacture of plastic products.....	934	1,144	1,069	1,103	1,462
<b>MANUFACTURE OF OTHER NON-METALLIC MINERAL PRODUCTS ...</b>	<b>3,245</b>	<b>4,658</b>	<b>5,365</b>	<b>6,120</b>	<b>6,753</b>
Manufacture of glass and glass products.....	371	434	468	663	572
Manufacture of structural clay products .....	453	784	632	643	404
Manufacture of cement, lime and plaster .....	1,588	1,648	1,810	1,730	1,902
Manufacture of articles of concrete, cement and plaster .....	519	1,441	1,845	2,624	2,559
Manufacture of non-metallic mineral products n.e.c..	314	351	610	460	1,316
<b>MANUFACTURE OF BASIC IRON AND STEEL.....</b>	<b>1,137</b>	<b>1,120</b>	<b>1,183</b>	<b>1,121</b>	<b>1,133</b>
Manufacture of basic iron and steel.....	1,137	1,120	1,183	1,121	1,133
<b>MANUFACTURE OF FABRICATED METAL PRODUCTS EXCEPT MACHINERY AND EQUIPMENT .....</b>	<b>1,570</b>	<b>1,850</b>	<b>2,093</b>	<b>2,050</b>	<b>1,915</b>
Manufacture of structural metal products, tanks, reservoirs and containers of metal .....	169	487	606	598	585
Manufacture of cutlery, hand tools and general hardware .....	529	549	648	573	456
Manufacture of other fabricated metal products .....	872	814	839	879	874
<b>MANUFACTURE OF MACHINERY AND EQUIPMENT N.E.C. ....</b>	<b>285</b>	<b>289</b>	<b>289</b>	<b>464</b>	<b>537</b>
Manufacture of pumps, compressors, taps and valves..	185	178	175	143	140
Manufacture of ovens, furnaces and furnace burners..	-	-	-	70	57
Manufacture of other general purpose machinery.....	-	-	-	31	79
Manufacture of machinery for food and beverage processing .....	-	-	-	131	171
Manufacture of accumulators, primary cells and and primary batteries .....	100	111	114	89	90
<b>MANUFACTURE OF MOTOR VEHICLES .....</b>	<b>365</b>	<b>386</b>	<b>404</b>	<b>713</b>	<b>821</b>
Manufacture of bodies for motor vehicles.....	365	386	404	687	804
Manufacture of parts and accessories for motor vehicles and their engines.....	-	-	-	26	17
<b>MANUFACTURE OF FURNITURE; MANUFACTURING N.E.C. ....</b>	<b>1,447</b>	<b>2,204</b>	<b>2,319</b>	<b>2,454</b>	<b>3,774</b>
Manufacture of furniture; manufacturing n.e.c.....	1,447	2,204	2,319	2,454	3,774
<b>T O T A L</b>	<b>82,316</b>	<b>88,862</b>	<b>90,679</b>	<b>91,199</b>	<b>93,166</b>

NUMBER OF EMPLOYEES BY INDUSTRIAL GROUP - PUBLIC AND PRIVATE  
1992/93(1985 E.F.Y.) - 1996/97 (1989 E.F.Y.)

TABLE 5.2

INDUSTRIAL GROUP	NUMBER OF EMPLOYEES				
	1985	1986	1987	1988	1989
MANUFACTURE OF FOOD PRODUCTS AND BEVERAGES.....	22,448	23,898	23,553	23,198	23,830
Production, processing and preserving of meat, fruit and vegetables .....	3,152	3,695	3,040	3,003	2,918
Manufacture of vegetable and animal oils and fats...	1,806	1,721	1,863	1,665	1,253
Manufacture of dairy products .....	49	97	43	265	265*
Manufacture of grain mill products .....	3,643	3,670	3,546	2,469	2,811
Manufacture of prepared animal feeds .....	216	203	223	202	217
Manufacture of bakery products .....	1,317	1,610	1,621	2,676	2,748
Manufacture of sugar and sugar confectionery .....	4,305	3,970	4,061	4,376	4,835*
Manufacture of macaroni and spaghetti.....	419	462	459	337	354
Manufacture of food products n.e.c. ....	128	1,089	646	755	834
Distilling, rectifying and blending of spirits .....	846	794	1,070	802	861
Manufacture of wines .....	772	727	724	407	682
Manufacture of malt liquors and malt .....	2,531	2,718	2,854	2,865	2,725
Manufacture of soft drinks & production of mineral waters .....	3,264	3,142	3,403	3,376	3,327
MANUFACTURE OF TOBACCO PRODUCTS .....	984	993	987	982	953
Manufacture of tobacco products.....	984	993	987	982	953
MANUFACTURE OF TEXTILES .....	29,658	30,406	30,941	28,387	27,215
Spinning, weaving and finishing of textiles .....	26,138	26,924	27,446	24,982	24,191
Manufacture of cordage, rope, twine and netting ....	3,370	3,304	3,352	3,274	2,750
Knitting mills .....	150	178	143	131	274
MANUFACTURE OF WEARING APPAREL, EXCEPT FUR APPAREL....	3,839	4,043	3,962	4,054	4,582
Manufacture of wearing apparel except fur apparel....	3,839	4,043	3,962	4,054	4,582
TANNING AND DRESSING OF LEATHER; MANUFACTURE OF FOOTWEAR, LUGGAGE AND HANDBAGS .....	6,267	7,189	7,035	7,748	8,144
Tanning and dressing of leather, luggage and handbags	3,181	3,349	3,369	3,610	3,969
Manufacture of footwear.....	3,086	3,840	3,666	4,138	4,175
MANUFACTURE OF WOOD AND OF PRODUCTS OF WOOD AND CORK, EXCEPT FURNITURE .....	2,838	2,717	2,554	2,495	1,907
Manufacture of wood and of products of wood and cork, except furniture.....	2,838	2,717	2,554	2,495	1,907
MANUFACTURE OF PAPER, PAPER PRODUCTS AND PRINTING.....	4,429	4,600	4,998	5,550	5,103
Manufacture of paper and paper products.....	1,290	1,357	1,362	1,270	1,462
Publishing and printing services.....	3,139	3,243	3,636	4,280	3,641
MANUFACTURE OF CHEMICALS AND CHEMICAL PRODUCTS.....	1,808	2,090	2,681	2,825	3,683
Manufacture of basic chemicals, except fertilizers and nitrogen compounds.....	178	190	170	499	1,119
Manufacture of paints, varnishes and mastics .....	285	272	465	429	419

**NUMBER OF EMPLOYEES BY INDUSTRIAL GROUP - PUBLIC AND PRIVATE  
1992/93(1985 E.F.Y.) - 1996/97 (1989 E.F.Y.)**

TABLE 5.2 (Contd..)

INDUSTRIAL GROUP	NUMBER OF EMPLOYEES				
	1985	1986	1987	1988	1989
Manufacture of pharmaceuticals, medicinal chemicals and botanical products.....	525	501	510	500	484
Manufacture of soap and detergents cleaning and polishing, perfumes and toilet preparations.....	751	1,045	1,407	1,290	1,450
Manufacture of chemical products n.e.c. ....	69	82	129	107	211
<b>MANUFACTURE OF RUBBER AND PLASTIC PRODUCTS.....</b>	<b>1,789</b>	<b>2,003</b>	<b>2,004</b>	<b>2,219</b>	<b>2,416</b>
Manufacture of rubber products.....	856	875	940	1,121	956
Manufacture of plastic products.....	933	1,128	1,064	1,098	1,460
<b>MANUFACTURE OF OTHER NON-METALLIC MINERAL PRODUCTS ...</b>	<b>3,236</b>	<b>4,606</b>	<b>5,332</b>	<b>6,038</b>	<b>6,654</b>
Manufacture of glass and glass products.....	371	434	468	663	572
Manufacture of structural clay products .....	450	781	631	640	400
Manufacture of cement, lime and plaster .....	1,588	1,648	1,810	1,730	1,902
Manufacture of articles of concrete, cement and plaster .....	513	1,399	1,814	2,545	2,467
Manufacture of non-metallic mineral products n.e.c..	314	344	609	460	1,313
<b>MANUFACTURE OF BASIC IRON AND STEEL.....</b>	<b>1,137</b>	<b>1,120</b>	<b>1,183</b>	<b>1,121</b>	<b>1,132</b>
Manufacture of basic iron and steel.....	1,137	1,120	1,183	1,121	1,132
<b>MANUFACTURE OF FABRICATED METAL PRODUCTS EXCEPT MACHINERY AND EQUIPMENT .....</b>	<b>1,566</b>	<b>1,798</b>	<b>2,051</b>	<b>2,006</b>	<b>1,861</b>
Manufacture of structural metal products, tanks, reservoirs and containers of metal .....	167	452	572	562	538
Manufacture of cutlery, hand tools and general hardware .....	529	534	640	571	456
Manufacture of other fabricated metal products .....	870	812	839	873	867
<b>MANUFACTURE OF MACHINERY AND EQUIPMENT N.E.C. ....</b>	<b>285</b>	<b>287</b>	<b>287</b>	<b>436</b>	<b>522</b>
Manufacture of pumps, compressors, taps and valves..	185	178	175	143	140
Manufacture of ovens, furnaces and furnace burners..	-	-	-	56	54
Manufacture of other general purpose machinery.....	-	-	-	27	74
Manufacture of machinery for food and beverage processing .....	-	-	-	121	164
Manufacture of accumulators, primary cells and and primary batteries .....	100	109	112	89	90
<b>MANUFACTURE OF MOTOR VEHICLES .....</b>	<b>365</b>	<b>386</b>	<b>404</b>	<b>705</b>	<b>812</b>
Manufacture of bodies for motor vehicles.....	365	386	404	681	795
Manufacture of parts and accessories for motor vehicles and their engines.....	-	-	-	24	17
<b>MANUFACTURE OF FURNITURE; MANUFACTURING N.E.C. ....</b>	<b>1,433</b>	<b>2,106</b>	<b>2,241</b>	<b>2,275</b>	<b>3,551</b>
Manufacture of furniture; manufacturing n.e.c.....	1,433	2,106	2,241	2,275	3,551
<b>T O T A L</b>	<b>82,082</b>	<b>88,242</b>	<b>90,213</b>	<b>90,039</b>	<b>92,365</b>

NUMBER OF FEMALE EMPLOYEES BY INDUSTRIAL GROUP - PUBLIC AND PRIVATE  
1992/93(1985 E.F.Y.) - 1996/97 (1989 E.F.Y.)

TABLE 5.3

INDUSTRIAL GROUP	NUMBER OF FEMALE EMPLOYEES				
	1985	1986	1987	1988	1989
MANUFACTURE OF FOOD PRODUCTS AND BEVERAGES.....	4,703	5,207	4,926	4,772	4,938
Production, processing and preserving of meat, fruit and vegetables .....	784	1,202	919	924	907
Manufacture of vegetable and animal oils and fats...	238	224	219	214	152
Manufacture of dairy products .....	17	18	11	74	74*
Manufacture of grain mill products .....	919	836	843	416	440
Manufacture of prepared animal feeds .....	27	35	42	37	41
Manufacture of bakery products .....	316	329	324	700	736
Manufacture of sugar and sugar confectionery .....	249	270	287	332	347*
Manufacture of macaroni and spaghetti.....	168	186	190	137	152
Manufacture of food products n.e.c. ....	25	140	53	62	76
Distilling, rectifying and blending of spirits .....	338	337	363	360	333
Manufacture of wines .....	222	242	219	110	214
Manufacture of malt liquors and malt .....	586	628	639	634	622
Manufacture of soft drinks & production of mineral waters .....	814	760	817	772	844
MANUFACTURE OF TOBACCO PRODUCTS .....	362	373	371	369	367
Manufacture of tobacco products.....	362	373	371	369	367
MANUFACTURE OF TEXTILES .....	13,409	13,428	13,676	12,416	11,564
Spinning, weaving and finishing of textiles .....	12,072	12,104	12,276	11,044	10,312
Manufacture of cordage, rope, twine and netting .....	1,236	1,226	1,304	1,297	1,119
Knitting mills .....	101	98	96	75	133
MANUFACTURE OF WEARING APPAREL, EXCEPT FUR APPAREL....	2,771	2,921	2,808	2,756	3,269
Manufacture of wearing apparel except fur apparel...	2,771	2,921	2,808	2,756	3,269
TANNING AND DRESSING OF LEATHER; MANUFACTURE OF FOOTWEAR, LUGGAGE AND HANDBAGS .....	1,818	2,059	2,018	2,337	2,243
Tanning and dressing of leather, luggage and handbags	570	613	615	615	648
Manufacture of footwear.....	1,248	1,446	1,403	1,722	1,595
MANUFACTURE OF WOOD AND OF PRODUCTS OF WOOD AND CORK, EXCEPT FURNITURE .....	277	313	318	334	267
Manufacture of wood and of products of wood and cork, except furniture.....	277	313	318	334	267
MANUFACTURE OF PAPER, PAPER PRODUCTS AND PRINTING.....	1,559	1,602	1,777	1,994	1,820
Manufacture of paper and paper products.....	384	373	383	430	462
Publishing and printing services.....	1,175	1,229	1,394	1,564	1,358
MANUFACTURE OF CHEMICALS AND CHEMICAL PRODUCTS.....	546	707	782	857	934
Manufacture of basic chemicals, except fertilizers and nitrogen compounds.....	43	48	41	62	120
Manufacture of paints, varnishes and mastics .....	59	59	85	90	81

\* To be revised

NUMBER OF FEMALE EMPLOYEES BY INDUSTRIAL GROUP - PUBLIC AND PRIVATE  
1992/93(1985 E.F.Y.) - 1996/97 (1989 E.F.Y.)

TABLE 5.3 (Contd..)

INDUSTRIAL GROUP	NUMBER OF FEMALE EMPLOYEES				
	1985	1986	1987	1988	1989
Manufacture of pharmaceuticals, medicinal chemicals and botanical products.....	255	242	234	251	248
Manufacture of soap and detergents cleaning and polishing, perfumes and toilet preparations.....	162	325	380	412	413
Manufacture of chemical products n.e.c. ....	27	33	42	42	72
<b>MANUFACTURE OF RUBBER AND PLASTIC PRODUCTS.....</b>	<b>382</b>	<b>475</b>	<b>438</b>	<b>502</b>	<b>567</b>
Manufacture of rubber products.....	90	95	96	95	128
Manufacture of plastic products.....	292	380	342	407	439
<b>MANUFACTURE OF OTHER NON-METALLIC MINERAL PRODUCTS ...</b>	<b>515</b>	<b>516</b>	<b>515</b>	<b>706</b>	<b>931</b>
Manufacture of glass and glass products.....	82	81	82	147	149
Manufacture of structural clay products .....	140	104	76	89	75
Manufacture of cement, lime and plaster .....	165	160	160	190	182
Manufacture of articles of concrete, cement and plaster .....	69	97	132	219	276
Manufacture of non-metallic mineral products n.e.c..	59	74	65	61	249
<b>MANUFACTURE OF BASIC IRON AND STEEL.....</b>	<b>88</b>	<b>88</b>	<b>147</b>	<b>101</b>	<b>106</b>
Manufacture of basic iron and steel.....	88	88	147	101	106
<b>MANUFACTURE OF FABRICATED METAL PRODUCTS EXCEPT MACHINERY AND EQUIPMENT .....</b>	<b>261</b>	<b>276</b>	<b>312</b>	<b>319</b>	<b>266</b>
Manufacture of structural metal products, tanks, reservoirs and containers of metal .....	9	34	50	53	36
Manufacture of cutlery, hand tools and general hardware .....	99	101	123	116	90
Manufacture of other fabricated metal products .....	153	141	139	150	140
<b>MANUFACTURE OF MACHINERY AND EQUIPMENT N.E.C. ....</b>	<b>64</b>	<b>63</b>	<b>57</b>	<b>65</b>	<b>77</b>
Manufacture of pumps, compressors, taps and valves..	47	44	42	34	33
Manufacture of ovens, furnaces and furnace burners..	-	-	-	4	7
Manufacture of other general purpose machinery.....	-	-	-	1	10
Manufacture of machinery for food and beverage processing .....	-	-	-	10	11
Manufacture of accumulators, primary cells and and primary batteries .....	17	19	15	16	16
<b>MANUFACTURE OF MOTOR VEHICLES .....</b>	<b>68</b>	<b>69</b>	<b>75</b>	<b>100</b>	<b>114</b>
Manufacture of bodies for motor vehicles.....	68	69	75	99	113
Manufacture of parts and accessories for motor vehicles and their engines.....	-	-	-	1	1
<b>MANUFACTURE OF FURNITURE; MANUFACTURING N.E.C. ....</b>	<b>222</b>	<b>281</b>	<b>295</b>	<b>281</b>	<b>443</b>
Manufacture of furniture; manufacturing n.e.c.....	222	281	295	281	443
<b>T O T A L</b>	<b>27,045</b>	<b>28,378</b>	<b>28,515</b>	<b>27,909</b>	<b>27,906</b>

**WAGES AND SALARIES BY INDUSTRIAL GROUP - PUBLIC AND PRIVATE  
1992/93(1985 E.F.Y.) - 1996/97 (1989 E.F.Y.)**

TABLE 5.4

(IN '000 BIRR)

INDUSTRIAL GROUP	WAGES AND SALARIES				
	1985	1986	1987	1988	1989
<b>MANUFACTURE OF FOOD PRODUCTS AND BEVERAGES.....</b>	<b>98,107</b>	<b>113,643</b>	<b>122,241</b>	<b>135,669</b>	<b>147,535</b>
Production, processing and preserving of meat, fruit and vegetables .....	10,608	13,256	10,444	11,552	10,266
Manufacture of vegetable and animal oils and fats...	7,900	7,096	7,698	7,423	5,311
Manufacture of dairy products .....	155	303	148	869	869*
Manufacture of grain mill products .....	14,704	16,969	19,470	13,918	16,105
Manufacture of prepared animal feeds .....	387	477	793	824	705
Manufacture of bakery products .....	2,875	5,568	4,242	9,837	10,166
Manufacture of sugar and sugar confectionery .....	24,023	25,469	29,806	38,745	45,485
Manufacture of macaroni and spaghetti.....	778	1,501	2,046	1,521	2,013
Manufacture of food products n.e.c. ....	740	3,218	1,824	2,525	3,051
Distilling, rectifying and blending of spirits .....	4,348	4,470	4,692	4,911	5,802
Manufacture of wines .....	2,955	3,252	3,826	4,534	4,154
Manufacture of malt liquors and malt .....	12,943	15,332	18,103	20,050	23,111
Manufacture of soft drinks & production of mineral waters .....	15,692	16,732	19,150	18,959	20,496
<b>MANUFACTURE OF TOBACCO PRODUCTS .....</b>	<b>4,638</b>	<b>6,340</b>	<b>8,591</b>	<b>8,914</b>	<b>12,156</b>
Manufacture of tobacco products.....	4,638	6,340	8,591	8,914	12,156
<b>MANUFACTURE OF TEXTILES .....</b>	<b>100,747</b>	<b>116,698</b>	<b>115,189</b>	<b>104,936</b>	<b>102,548</b>
Spinning, weaving and finishing of textiles .....	92,534	106,445	105,692	94,747	90,056
Manufacture of cordage, rope, twine and netting ....	7,839	9,849	9,133	9,871	11,817
Knitting mills .....	374	404	364	318	675
<b>MANUFACTURE OF WEARING APPAREL, EXCEPT FUR APPAREL....</b>	<b>11,520</b>	<b>12,163</b>	<b>11,443</b>	<b>12,331</b>	<b>14,842</b>
Manufacture of wearing apparel except fur apparel....	11,520	12,163	11,443	12,331	14,842
<b>TANNING AND DRESSING OF LEATHER; MANUFACTURE OF FOOTWEAR, LUGGAGE AND HANDBAGS .....</b>	<b>31,137</b>	<b>37,979</b>	<b>41,697</b>	<b>49,175</b>	<b>47,899</b>
Tanning and dressing of leather, luggage and handbags	17,846	22,609	26,389	30,056	28,864
Manufacture of footwear.....	13,291	15,370	15,307	19,119	19,035
<b>MANUFACTURE OF WOOD AND OF PRODUCTS OF WOOD AND CORK, EXCEPT FURNITURE .....</b>	<b>7,808</b>	<b>11,282</b>	<b>11,046</b>	<b>11,582</b>	<b>8,803</b>
Manufacture of wood and of products of wood and cork, except furniture.....	7,808	11,282	11,046	11,582	8,803
<b>MANUFACTURE OF PAPER, PAPER PRODUCTS AND PRINTING.....</b>	<b>23,816</b>	<b>26,393</b>	<b>31,024</b>	<b>35,459</b>	<b>35,068</b>
Manufacture of paper and paper products.....	6,565	7,143	8,360	7,758	9,705
Publishing and printing services.....	17,251	19,250	22,664	27,701	25,363
<b>MANUFACTURE OF CHEMICALS AND CHEMICAL PRODUCTS.....</b>	<b>9,080</b>	<b>11,048</b>	<b>13,067</b>	<b>15,749</b>	<b>20,278</b>
Manufacture of basic chemicals, except fertilizers and nitrogen compounds.....	944	1,148	1,091	3,012	6,631
Manufacture of paints, varnishes and mastics .....	1,607	1,774	2,661	2,816	2,677

\*To be revised

WAGES AND SALARIES BY INDUSTRIAL GROUP - PUBLIC AND PRIVATE  
1992/93(1985 E.F.Y.) - 1996/97 (1989 E.F.Y.)

TABLE 5.4 (Contd..)

(IN '000 BIRR)

INDUSTRIAL GROUP	WAGES AND SALARIES				
	1985	1986	1987	1988	1989
Manufacture of pharmaceuticals, medicinal chemicals and botanical products.....	2,657	2,734	3,096	3,288	3,873
Manufacture of soap and detergents cleaning and polishing, perfumes and toilet preparations.....	3,260	4,542	5,152	5,784	6,335
Manufacture of chemical products n.e.c. ....	612	850	1,067	848	763
<b>MANUFACTURE OF RUBBER AND PLASTIC PRODUCTS.....</b>	<b>10,639</b>	<b>12,335</b>	<b>13,960</b>	<b>13,330</b>	<b>18,692</b>
Manufacture of rubber products.....	5,612	6,241	7,188	6,445	9,640
Manufacture of plastic products.....	5,027	6,093	6,772	6,885	9,052
<b>MANUFACTURE OF OTHER NON-METALLIC MINERAL PRODUCTS ...</b>	<b>12,512</b>	<b>18,747</b>	<b>22,613</b>	<b>31,531</b>	<b>36,944</b>
Manufacture of glass and glass products.....	1,094	2,028	2,457	2,919	2,566
Manufacture of structural clay products .....	1,291	2,375	2,207	2,213	2,288
Manufacture of cement, lime and plaster .....	6,935	8,240	9,624	15,394	15,595
Manufacture of articles of concrete, cement and plaster .....	1,726	4,497	5,977	7,956	9,063
Manufacture of non-metallic mineral products n.e.c..	1,467	1,608	2,348	3,050	7,432
<b>MANUFACTURE OF BASIC IRON AND STEEL.....</b>	<b>6,858</b>	<b>7,173</b>	<b>7,424</b>	<b>8,346</b>	<b>9,223</b>
Manufacture of basic iron and steel.....	6,858	7,173	7,424	8,346	9,223
<b>MANUFACTURE OF FABRICATED METAL PRODUCTS EXCEPT MACHINERY AND EQUIPMENT .....</b>	<b>9,266</b>	<b>10,303</b>	<b>11,544</b>	<b>11,928</b>	<b>10,991</b>
Manufacture of structural metal products, tanks, reservoirs and containers of metal .....	1,061	1,907	2,314	2,285	2,331
Manufacture of cutlery, hand tools and general hardware .....	2,773	2,892	3,715	3,519	2,552
Manufacture of other fabricated metal products .....	5,433	5,503	5,515	6,123	6,108
<b>MANUFACTURE OF MACHINERY AND EQUIPMENT N.E.C. ....</b>	<b>1,601</b>	<b>1,680</b>	<b>1,791</b>	<b>2,300</b>	<b>2,540</b>
Manufacture of pumps, compressors, taps and valves..	973	1,094	1,114	1,007	1,053
Manufacture of ovens, furnaces and furnace burners..	-	-	-	217	176
Manufacture of other general purpose machinery.....	-	-	-	58	239
Manufacture of machinery for food and beverage processing .....	-	-	-	475	571
Manufacture of accumulators, primary cells and and primary batteries .....	628	585	677	543	500
<b>MANUFACTURE OF MOTOR VEHICLES .....</b>	<b>3,502</b>	<b>3,875</b>	<b>4,719</b>	<b>5,679</b>	<b>7,168</b>
Manufacture of bodies for motor vehicles.....	3,502	3,875	4,719	5,616	7,108
Manufacture of parts and accessories for motor vehicles and their engines.....	-	-	-	63	60
<b>MANUFACTURE OF FURNITURE; MANUFACTURING N.E.C. ....</b>	<b>6,369</b>	<b>8,851</b>	<b>9,981</b>	<b>10,076</b>	<b>14,945</b>
Manufacture of furniture; manufacturing n.e.c.....	6,369	8,851	9,981	10,076	14,945
<b>T O T A L</b>	<b>337,559</b>	<b>398,509</b>	<b>426,329</b>	<b>457,007</b>	<b>489,631</b>

GROSS VALUE OF PRODUCTION BY INDUSTRIAL GROUP - PUBLIC AND PRIVATE  
1992/93(1985 E.F.Y.) - 1996/97 (1989 E.F.Y.)

(IN '000 BIRR)

TABLE 5.5

INDUSTRIAL GROUP	GROSS VALUE OF PRODUCTION				
	1985	1986	1987	1988	1989
MANUFACTURE OF FOOD PRODUCTS AND BEVERAGES.....	996,506	1,319,393	1,740,592	2,180,690	2,227,632
Production, processing and preserving of meat, fruit and vegetables .....	36,891	64,399	46,445	64,345	45,502
Manufacture of vegetable and animal oils and fats...	45,420	44,984	69,622	61,738	53,069
Manufacture of dairy products .....	4,653	8,602	12,949	10,384	11,217
Manufacture of grain mill products .....	150,428	234,900	369,145	331,465	391,151
Manufacture of prepared animal feeds .....	2,505	4,879	7,797	4,011	4,074
Manufacture of bakery products .....	28,360	52,282	69,925	160,321	137,510
Manufacture of sugar and sugar confectionery .....	222,355	231,864	283,795	577,466	584,258
Manufacture of macaroni and spaghetti.....	15,130	32,757	52,579	52,620	45,918
Manufacture of food products n.e.c. ....	15,853	43,253	35,871	54,395	78,525
Distilling, rectifying and blending of spirits .....	48,167	48,887	54,687	60,849	67,134
Manufacture of wines .....	22,712	22,816	33,613	30,173	21,104
Manufacture of malt liquors and malt .....	278,383	345,927	459,424	508,285	492,756
Manufacture of soft drinks & production of mineral waters .....	125,648	183,843	244,741	264,638	295,414
MANUFACTURE OF TOBACCO PRODUCTS .....	188,537	191,227	199,936	244,188	240,371
Manufacture of tobacco products.....	188,537	191,227	199,936	244,188	240,371
MANUFACTURE OF TEXTILES .....	388,214	645,872	586,729	699,239	669,276
Spinning, weaving and finishing of textiles .....	359,535	565,491	524,763	627,684	593,341
Manufacture of cordage, rope, twine and netting ....	26,360	77,456	59,430	68,260	70,258
Knitting mills .....	2,318	2,925	2,536	3,296	5,676
MANUFACTURE OF WEARING APPAREL, EXCEPT FUR APPAREL....	65,881	76,259	64,452	71,729	58,201
Manufacture of wearing apparel except fur apparel...	65,881	76,259	64,452	71,729	58,201
TANNING AND DRESSING OF LEATHER; MANUFACTURE OF FOOTWEAR, LUGGAGE AND HANDBAGS .....	288,033	376,970	601,358	634,500	648,357
Tanning and dressing of leather, luggage and handbags	216,872	288,401	482,044	490,895	483,364
Manufacture of footwear.....	71,160	88,569	119,315	143,605	164,993
MANUFACTURE OF WOOD AND OF PRODUCTS OF WOOD AND CORK, EXCEPT FURNITURE .....	28,746	59,969	65,993	66,595	55,174
Manufacture of wood and of products of wood and cork, except furniture.....	28,746	59,969	65,993	66,595	55,174
MANUFACTURE OF PAPER, PAPER PRODUCTS AND PRINTING.....	141,835	208,496	200,807	291,564	263,419
Manufacture of paper and paper products.....	65,462	107,816	86,424	122,973	126,316
Publishing and printing services.....	76,373	100,681	114,383	168,591	137,103
MANUFACTURE OF CHEMICALS AND CHEMICAL PRODUCTS.....	148,603	243,753	282,388	317,525	347,381
Manufacture of basic chemicals, except fertilizers and nitrogen compounds.....	4,312	6,047	5,333	5,829	29,688
Manufacture of paints, varnishes and mastics .....	32,414	44,793	55,213	80,373	87,312

GROSS VALUE OF PRODUCTION BY INDUSTRIAL GROUP - PUBLIC AND PRIVATE  
1992/93(1985 E.F.Y.) - 1996/97 (1989 E.F.Y.)

TABLE 5.5 (Contd..)

(IN '000 BIRR)

INDUSTRIAL GROUP	GROSS VALUE OF PRODUCTION				
	1985	1986	1987	1988	1989
Manufacture of pharmaceuticals, medicinal chemicals and botanical products.....	47,057	69,793	59,078	59,345	103,623
Manufacture of soap and detergents cleaning and polishing, perfumes and toilet preparations.....	53,832	86,385	107,474	161,754	106,631
Manufacture of chemical products n.e.c. ....	10,988	36,734	55,290	10,225	20,127
MANUFACTURE OF RUBBER AND PLASTIC PRODUCTS.....	99,952	179,126	161,245	186,260	298,285
Manufacture of rubber products.....	56,485	94,683	76,337	90,938	143,398
Manufacture of plastic products.....	43,467	84,442	84,908	95,323	154,887
MANUFACTURE OF OTHER NON-METALLIC MINERAL PRODUCTS ...	127,839	223,418	336,652	419,673	544,208
Manufacture of glass and glass products.....	4,991	18,481	20,899	22,841	19,543
Manufacture of structural clay products .....	7,974	10,455	8,592	8,662	11,643
Manufacture of cement, lime and plaster .....	102,091	160,101	222,710	276,798	358,920
Manufacture of articles of concrete, cement and plaster .....	7,256	22,785	70,685	78,157	58,034
Manufacture of non-metallic mineral products n.e.c..	5,526	11,596	13,766	33,214	96,067
MANUFACTURE OF BASIC IRON AND STEEL.....	58,208	218,911	222,574	282,160	303,555
Manufacture of basic iron and steel.....	58,208	218,911	222,574	282,160	303,555
MANUFACTURE OF FABRICATED METAL PRODUCTS EXCEPT MACHINERY AND EQUIPMENT .....	41,695	82,079	86,601	111,147	102,153
Manufacture of structural metal products, tanks, reservoirs and containers of metal .....	4,180	11,133	15,728	19,067	14,129
Manufacture of cutlery, hand tools and general hardware .....	15,597	28,478	24,360	26,126	20,560
Manufacture of other fabricated metal products .....	21,918	42,468	46,513	65,955	67,464
MANUFACTURE OF MACHINERY AND EQUIPMENT N.E.C. ....	4,625	7,180	6,786	9,934	10,335
Manufacture of pumps, compressors, taps and valves..	1,080	2,757	4,034	3,756	5,030
Manufacture of ovens, furnaces and furnace burners..	-	-	-	2,383	1,774
Manufacture of other general purpose machinery.....	-	-	-	497	893
Manufacture of machinery for food and beverage processing .....	-	-	-	1,675	2,342
Manufacture of accumulators, primary cells and and primary batteries .....	3,546	4,424	2,752	1,624	297
MANUFACTURE OF MOTOR VEHICLES .....	71,240	133,330	320,340	217,872	134,954
Manufacture of bodies for motor vehicles.....	71,240	133,330	320,340	217,747	134,653
Manufacture of parts and accessories for motor vehicles and their engines.....	-	-	-	125	301
MANUFACTURE OF FURNITURE; MANUFACTURING N.E.C. ....	24,255	44,720	54,035	66,026	92,898
Manufacture of furniture; manufacturing n.e.c.....	24,255	44,720	54,035	66,026	92,898
T O T A L	2,674,167	4,010,703	4,930,487	5,799,104	5,996,199

**CENSUS VALUE ADDED (AT MARKET PRICE) BY INDUSTRIAL GROUP - PUBLIC AND PRIVATE  
1992/93(1985 E.F.Y.) - 1996/97 (1989 E.F.Y.)**

TABLE 5.6

(IN '000 BIRR)

INDUSTRIAL GROUP	CENSUS VALUE ADDED (AT MARKET PRICE)				
	1985	1986	1987	1988	1989
<b>MANUFACTURE OF FOOD PRODUCTS AND BEVERAGES.....</b>	<b>616,217</b>	<b>815,872</b>	<b>1,029,654</b>	<b>1,307,278</b>	<b>1,331,997</b>
Production, processing and preserving of meat, fruit and vegetables .....	15,911	41,593	19,559	25,395	20,026
Manufacture of vegetable and animal oils and fats...	17,390	14,548	24,079	22,193	14,754
Manufacture of dairy products .....	2,118	5,358	4,592	1,801	4,752
Manufacture of grain mill products .....	43,750	76,243	112,973	81,155	97,551
Manufacture of prepared animal feeds .....	-886	1,597	3,443	1,736	1,819
Manufacture of bakery products .....	4,810	17,158	16,915	47,541	40,007
Manufacture of sugar and sugar confectionery .....	158,687	171,280	225,784	459,320	463,595
Manufacture of macaroni and spaghetti.....	9,479	13,573	16,520	25,987	23,467
Manufacture of food products n.e.c.....	1,917	25,723	16,324	22,939	35,563
Distilling, rectifying and blending of spirits .....	41,705	38,399	46,879	43,038	51,566
Manufacture of wines .....	16,878	16,875	22,262	20,049	13,960
Manufacture of malt liquors and malt .....	220,736	271,278	362,182	379,732	369,709
Manufacture of soft drinks & production of mineral waters .....	83,722	122,246	158,142	176,391	195,228
<b>MANUFACTURE OF TOBACCO PRODUCTS .....</b>	<b>147,836</b>	<b>154,039</b>	<b>155,768</b>	<b>120,085</b>	<b>181,541</b>
Manufacture of tobacco products.....	147,836	154,039	155,768	120,085	181,541
<b>MANUFACTURE OF TEXTILES .....</b>	<b>196,168</b>	<b>281,564</b>	<b>258,161</b>	<b>267,434</b>	<b>240,384</b>
Spinning, weaving and finishing of textiles .....	181,488	256,138	229,251	234,944	206,932
Manufacture of cordage, rope, twine and netting ....	14,282	24,647	27,982	31,435	31,332
Knitting mills .....	398	778	929	1,055	2,119
<b>MANUFACTURE OF WEARING APPAREL, EXCEPT FUR APPAREL....</b>	<b>27,663</b>	<b>30,757</b>	<b>24,916</b>	<b>32,738</b>	<b>24,586</b>
Manufacture of wearing apparel except fur apparel...	27,663	30,757	24,916	32,738	24,586
<b>TANNING AND DRESSING OF LEATHER; MANUFACTURE OF FOOTWEAR, LUGGAGE AND HANDBAGS .....</b>	<b>147,559</b>	<b>176,384</b>	<b>183,195</b>	<b>203,335</b>	<b>248,865</b>
Tanning and dressing of leather, luggage and handbags	118,772	137,760	136,156	145,211	181,730
Manufacture of footwear.....	28,787	38,623	47,039	58,124	67,134
<b>MANUFACTURE OF WOOD AND OF PRODUCTS OF WOOD AND CORK, EXCEPT FURNITURE .....</b>	<b>19,169</b>	<b>39,683</b>	<b>45,971</b>	<b>44,133</b>	<b>34,523</b>
Manufacture of wood and of products of wood and cork, except furniture.....	19,169	39,683	45,971	44,133	34,523
<b>MANUFACTURE OF PAPER, PAPER PRODUCTS AND PRINTING.....</b>	<b>76,982</b>	<b>117,316</b>	<b>98,749</b>	<b>145,225</b>	<b>128,471</b>
Manufacture of paper and paper products.....	29,111	58,797	31,904	46,229	55,713
Publishing and printing services.....	47,871	58,519	66,845	98,995	72,758
<b>MANUFACTURE OF CHEMICALS AND CHEMICAL PRODUCTS.....</b>	<b>60,467</b>	<b>84,836</b>	<b>89,081</b>	<b>103,345</b>	<b>135,990</b>
Manufacture of basic chemicals, except fertilizers and nitrogen compounds.....	2,901	3,701	3,717	-4,572	13,578
Manufacture of paints, varnishes and mastics .....	14,430	15,745	19,087	28,814	34,953

**CENSUS VALUE ADDED (AT MARKET PRICE) BY INDUSTRIAL GROUP - PUBLIC AND PRIVATE  
1992/93(1985 E.F.Y.) - 1996/97 (1989 E.F.Y.)**

TABLE 5.6 (Contd..)

(IN '000 BIRR)

INDUSTRIAL GROUP	CENSUS VALUE ADDED (AT MARKET PRICE)				
	1985	1986	1987	1988	1989
Manufacture of pharmaceuticals, medicinal chemicals and botanical products.....	16,607	29,922	23,240	20,567	43,892
Manufacture of soap and detergents cleaning and polishing, perfumes and toilet preparations.....	23,435	31,194	34,940	52,553	37,137
Manufacture of chemical products n.e.c. ....	3,095	4,274	8,097	5,983	6,431
<b>MANUFACTURE OF RUBBER AND PLASTIC PRODUCTS.....</b>	<b>49,650</b>	<b>81,197</b>	<b>74,421</b>	<b>70,585</b>	<b>124,296</b>
Manufacture of rubber products.....	28,323	48,250	36,339	33,368	54,639
Manufacture of plastic products.....	21,327	32,947	38,082	37,217	69,657
<b>MANUFACTURE OF OTHER NON-METALLIC MINERAL PRODUCTS ...</b>	<b>58,452</b>	<b>114,810</b>	<b>163,422</b>	<b>206,594</b>	<b>280,282</b>
Manufacture of glass and glass products.....	2,798	12,452	13,940	14,565	13,994
Manufacture of structural clay products .....	4,998	4,543	5,185	5,668	6,880
Manufacture of cement, lime and plaster .....	43,672	76,418	103,044	131,926	175,866
Manufacture of articles of concrete, cement and plaster .....	4,040	13,679	34,026	36,891	32,988
Manufacture of non-metallic mineral products n.e.c..	2,944	7,718	7,227	17,544	50,554
<b>MANUFACTURE OF BASIC IRON AND STEEL.....</b>	<b>26,901</b>	<b>67,820</b>	<b>95,340</b>	<b>82,096</b>	<b>92,345</b>
Manufacture of basic iron and steel.....	26,901	67,820	95,340	82,096	92,345
<b>MANUFACTURE OF FABRICATED METAL PRODUCTS EXCEPT MACHINERY AND EQUIPMENT .....</b>	<b>20,022</b>	<b>34,718</b>	<b>38,937</b>	<b>52,270</b>	<b>47,657</b>
Manufacture of structural metal products, tanks, reservoirs and containers of metal .....	2,307	4,240	5,871	8,341	6,870
Manufacture of cutlery, hand tools and general hardware .....	8,510	11,716	12,809	13,481	8,110
Manufacture of other fabricated metal products .....	9,206	18,762	20,257	30,449	32,678
<b>MANUFACTURE OF MACHINERY AND EQUIPMENT N.E.C. ....</b>	<b>2,347</b>	<b>4,044</b>	<b>3,412</b>	<b>5,278</b>	<b>6,024</b>
Manufacture of pumps, compressors, taps and valves..	260	1,707	1,916	2,026	3,259
Manufacture of ovens, furnaces and furnace burners..	-	-	-	1,068	1,032
Manufacture of other general purpose machinery.....	-	-	-	277	587
Manufacture of machinery for food and beverage processing .....	-	-	-	1,321	1,155
Manufacture of accumulators, primary cells and and primary batteries .....	2,087	2,337	1,497	586	-10
<b>MANUFACTURE OF MOTOR VEHICLES .....</b>	<b>30,645</b>	<b>43,271</b>	<b>50,696</b>	<b>49,125</b>	<b>41,867</b>
Manufacture of bodies for motor vehicles.....	30,645	43,271	50,696	49,018	41,665
Manufacture of parts and accessories for motor vehicles and their engines.....	-	-	-	107	202
<b>MANUFACTURE OF FURNITURE; MANUFACTURING N.E.C. ....</b>	<b>13,283</b>	<b>23,841</b>	<b>28,207</b>	<b>33,293</b>	<b>48,075</b>
Manufacture of furniture; manufacturing n.e.c.....	13,283	23,841	28,207	33,293	48,075
<b>T O T A L</b>	<b>1,493,361</b>	<b>2,070,150</b>	<b>2,339,932</b>	<b>2,722,813</b>	<b>2,966,902</b>

**CENSUS VALUE ADDED (AT FACTOR COST) BY INDUSTRIAL GROUP - PUBLIC AND PRIVATE  
1992/93(1985 E.F.Y.) - 1996/97 (1989 E.F.Y.)**

(IN '000 BIRR)

TABLE 5.7

INDUSTRIAL GROUP	CENSUS VALUE ADDED (AT FACTOR COST)				
	1985	1986	1987	1988	1989
<b>MANUFACTURE OF FOOD PRODUCTS AND BEVERAGES.....</b>	<b>245,572</b>	<b>434,682</b>	<b>582,092</b>	<b>758,282</b>	<b>799,040</b>
Production, processing and preserving of meat, fruit and vegetables .....	14,293	15,627	17,093	19,441	15,519
Manufacture of vegetable and animal oils and fats...	13,006	10,390	17,857	18,345	10,024
Manufacture of dairy products .....	1,938	4,978	4,035	1,311	4,239
Manufacture of grain mill products .....	37,143	63,911	86,917	65,665	75,287
Manufacture of prepared animal feeds .....	-1,149	1,102	3,097	1,459	1,651
Manufacture of bakery products .....	-3,627	16,206	15,456	39,099	32,886
Manufacture of sugar and sugar confectionery .....	79,171	83,538	155,439	324,967	349,741
Manufacture of macaroni and spaghetti.....	8,576	10,856	10,714	21,529	20,644
Manufacture of food products n.e.c. ....	1,767	24,302	14,967	20,509	33,833
Distilling, rectifying and blending of spirits .....	6,061	11,733	15,170	16,725	26,154
Manufacture of wines .....	10,823	10,715	12,350	10,747	7,338
Manufacture of malt liquors and malt .....	43,156	124,500	166,364	145,013	132,657
Manufacture of soft drinks & production of mineral waters .....	34,413	56,824	62,633	73,471	89,067
<b>MANUFACTURE OF TOBACCO PRODUCTS .....</b>	<b>62,632</b>	<b>73,584</b>	<b>74,442</b>	<b>82,574</b>	<b>71,714</b>
Manufacture of tobacco products.....	62,632	73,584	74,442	82,574	71,714
<b>MANUFACTURE OF TEXTILES .....</b>	<b>145,092</b>	<b>217,562</b>	<b>193,837</b>	<b>183,751</b>	<b>171,668</b>
Spinning, weaving and finishing of textiles .....	132,317	195,940	171,586	158,379	145,484
Manufacture of cordage, rope, twine and netting ....	12,425	20,953	21,495	24,391	24,449
Knitting mills .....	350	669	756	981	1,735
<b>MANUFACTURE OF WEARING APPAREL, EXCEPT FUR APPAREL....</b>	<b>21,704</b>	<b>24,569</b>	<b>18,933</b>	<b>20,161</b>	<b>20,288</b>
Manufacture of wearing apparel except fur apparel....	21,704	24,569	18,933	20,161	20,288
<b>TANNING AND DRESSING OF LEATHER; MANUFACTURE OF FOOTWEAR, LUGGAGE AND HANDBAGS .....</b>	<b>105,318</b>	<b>155,746</b>	<b>157,814</b>	<b>171,566</b>	<b>213,201</b>
Tanning and dressing of leather, luggage and handbags	86,474	124,285	121,017	127,442	161,897
Manufacture of footwear.....	18,844	31,462	36,796	44,125	51,304
<b>MANUFACTURE OF WOOD AND OF PRODUCTS OF WOOD AND CORK, EXCEPT FURNITURE .....</b>	<b>15,658</b>	<b>34,313</b>	<b>39,500</b>	<b>37,860</b>	<b>30,014</b>
Manufacture of wood and of products of wood and cork, except furniture.....	15,658	34,313	39,500	37,860	30,014
<b>MANUFACTURE OF PAPER, PAPER PRODUCTS AND PRINTING.....</b>	<b>63,942</b>	<b>103,077</b>	<b>85,616</b>	<b>128,999</b>	<b>107,757</b>
Manufacture of paper and paper products.....	22,775	48,269	23,845	35,838	42,167
Publishing and printing services.....	41,167	54,808	61,770	93,160	65,590
<b>MANUFACTURE OF CHEMICALS AND CHEMICAL PRODUCTS.....</b>	<b>47,848</b>	<b>67,486</b>	<b>68,509</b>	<b>76,371</b>	<b>108,103</b>
Manufacture of basic chemicals, except fertilizers and nitrogen compounds.....	2,376	3,041	3,189	-5,091	10,763
Manufacture of paints, varnishes and mastics .....	11,061	11,155	13,250	20,322	25,696

**CENSUS VALUE ADDED (AT FACTOR COST) BY INDUSTRIAL GROUP - PUBLIC AND PRIVATE  
1992/93(1985 E.F.Y.) - 1996/97 (1989 E.F.Y.)**

TABLE 5.7 (Contd..)

(IN '000 BIRR)

INDUSTRIAL GROUP	CENSUS VALUE ADDED (AT FACTOR COST)				
	1985	1986	1987	1988	1989
Manufacture of pharmaceuticals, medicinal chemicals and botanical products.....	13,978	26,389	20,545	17,727	39,278
Manufacture of soap and detergents cleaning and polishing, perfumes and toilet preparations.....	18,106	23,599	24,522	38,566	27,446
Manufacture of chemical products n.e.c. ....	2,327	3,302	7,003	4,848	4,920
<b>MANUFACTURE OF RUBBER AND PLASTIC PRODUCTS.....</b>	<b>38,716</b>	<b>64,122</b>	<b>57,517</b>	<b>60,376</b>	<b>106,105</b>
Manufacture of rubber products.....	20,519	38,606	28,609	32,966	50,326
Manufacture of plastic products.....	18,198	25,516	28,908	27,410	55,779
<b>MANUFACTURE OF OTHER NON-METALLIC MINERAL PRODUCTS ...</b>	<b>46,052</b>	<b>92,655</b>	<b>133,611</b>	<b>174,511</b>	<b>224,327</b>
Manufacture of glass and glass products.....	2,215	10,734	11,721	12,270	12,058
Manufacture of structural clay products .....	3,897	3,221	4,026	4,802	5,752
Manufacture of cement, lime and plaster .....	34,063	59,698	79,426	108,064	135,975
Manufacture of articles of concrete, cement and plaster .....	3,419	12,214	32,584	34,153	29,695
Manufacture of non-metallic mineral products n.e.c..	2,457	6,788	5,853	15,223	40,848
<b>MANUFACTURE OF BASIC IRON AND STEEL.....</b>	<b>21,594</b>	<b>47,343</b>	<b>69,423</b>	<b>55,788</b>	<b>63,993</b>
Manufacture of basic iron and steel.....	21,594	47,343	69,423	55,788	63,993
<b>MANUFACTURE OF FABRICATED METAL PRODUCTS EXCEPT MACHINERY AND EQUIPMENT .....</b>	<b>15,412</b>	<b>28,442</b>	<b>31,015</b>	<b>41,752</b>	<b>37,157</b>
Manufacture of structural metal products, tanks, reservoirs and containers of metal .....	2,205	3,577	4,423	6,609	6,196
Manufacture of cutlery, hand tools and general hardware .....	6,286	10,558	11,702	11,167	5,985
Manufacture of other fabricated metal products .....	6,920	14,307	14,891	23,976	24,975
<b>MANUFACTURE OF MACHINERY AND EQUIPMENT N.E.C. ....</b>	<b>1,871</b>	<b>3,405</b>	<b>2,755</b>	<b>4,587</b>	<b>5,265</b>
Manufacture of pumps, compressors, taps and valves..	157	1,465	1,556	1,712	2,867
Manufacture of ovens, furnaces and furnace burners..	-	-	-	939	952
Manufacture of other general purpose machinery.....	-	-	-	250	516
Manufacture of machinery for food and beverage processing .....	-	-	-	1,260	1,030
Manufacture of accumulators, primary cells and and primary batteries .....	1,714	1,940	1,199	427	-100
<b>MANUFACTURE OF MOTOR VEHICLES .....</b>	<b>26,783</b>	<b>30,393</b>	<b>41,538</b>	<b>46,115</b>	<b>38,984</b>
Manufacture of bodies for motor vehicles.....	26,783	30,393	41,538	46,007	38,795
Manufacture of parts and accessories for motor vehicles and their engines.....	-	-	-	107	189
<b>MANUFACTURE OF FURNITURE; MANUFACTURING N.E.C. ....</b>	<b>10,973</b>	<b>20,644</b>	<b>24,216</b>	<b>28,935</b>	<b>40,993</b>
Manufacture of furniture; manufacturing n.e.c.....	10,973	20,644	24,216	28,935	40,993
<b>T O T A L</b>	<b>869,165</b>	<b>1,398,021</b>	<b>1,580,818</b>	<b>1,871,628</b>	<b>2,038,611</b>

VALUE ADDED IN THE NATIONAL ACCOUNT CONCEPT (AT MARKET PRICE) BY INDUSTRIAL GROUP - PUBLIC AND PRIVATE  
1992/93(1985 E.F.Y.) - 1996/97 (1989 E.F.Y.)

(IN '000 BIRR)

TABLE 5.8

INDUSTRIAL GROUP	VALUE ADDED IN THE NATIONAL ACCOUNT CONCEPT (AT MARKET PRICE)				
	1985	1986	1987	1988	1989
MANUFACTURE OF FOOD PRODUCTS AND BEVERAGES.....	562,677	745,521	950,794	1,204,926	1,195,686
Production, processing and preserving of meat, fruit and vegetables .....	11,760	36,404	12,594	19,109	15,916
Manufacture of vegetable and animal oils and fats...	13,381	10,582	19,399	18,716	11,846
Manufacture of dairy products .....	1,110	4,738	969	880	3,839
Manufacture of grain mill products .....	37,596	69,035	102,129	71,698	77,185
Manufacture of prepared animal feeds .....	-1,022	1,366	2,852	1,347	1,270
Manufacture of bakery products .....	3,178	15,966	14,960	42,353	35,663
Manufacture of sugar and sugar confectionery .....	145,365	150,790	219,103	440,762	441,533
Manufacture of macaroni and spaghetti.....	9,213	12,946	15,389	24,552	22,214
Manufacture of food products n.e.c. ....	1,324	22,804	14,018	18,541	30,853
Distilling, rectifying and blending of spirits .....	36,934	37,027	44,437	40,132	46,395
Manufacture of wines .....	14,930	16,501	18,421	17,497	11,438
Manufacture of malt liquors and malt .....	215,591	259,197	347,121	355,200	345,584
Manufacture of soft drinks & production of mineral waters .....	73,317	108,166	139,401	154,138	151,953
MANUFACTURE OF TOBACCO PRODUCTS .....	133,380	137,900	138,418	114,518	174,777
Manufacture of tobacco products.....	133,380	137,900	138,418	114,518	174,777
MANUFACTURE OF TEXTILES .....	182,774	262,125	229,718	240,319	208,815
Spinning, weaving and finishing of textiles .....	169,510	238,173	204,176	212,238	177,858
Manufacture of cordage, rope, twine and netting ....	12,941	23,264	24,730	27,224	29,127
Knitting mills .....	323	688	812	857	1,831
MANUFACTURE OF WEARING APPAREL, EXCEPT FUR APPAREL....	24,451	27,288	20,681	27,748	19,450
Manufacture of wearing apparel except fur apparel...	24,451	27,288	20,681	27,748	19,450
TANNING AND DRESSING OF LEATHER; MANUFACTURE OF FOOTWEAR, LUGGAGE AND HANDBAGS .....	121,741	147,032	159,855	177,551	213,468
Tanning and dressing of leather, luggage and handbags	97,189	113,288	117,534	124,335	152,843
Manufacture of footwear.....	24,552	33,744	42,321	53,216	60,625
MANUFACTURE OF WOOD AND OF PRODUCTS OF WOOD AND CORK, EXCEPT FURNITURE .....	15,672	34,175	38,723	38,402	30,001
Manufacture of wood and of products of wood and cork, except furniture.....	15,672	34,175	38,723	38,402	30,001
MANUFACTURE OF PAPER, PAPER PRODUCTS AND PRINTING.....	71,911	104,721	88,462	122,188	114,819
Manufacture of paper and paper products.....	26,959	51,737	28,236	37,814	51,270
Publishing and printing services.....	44,952	52,984	60,225	84,374	63,548
MANUFACTURE OF CHEMICALS AND CHEMICAL PRODUCTS.....	54,732	80,318	78,677	77,717	109,627
Manufacture of basic chemicals, except fertilizers and nitrogen compounds.....	2,544	3,302	3,374	-19,105	-1,884
Manufacture of paints, varnishes and mastics .....	13,290	15,135	17,924	25,715	32,140

VALUE ADDED IN THE NATIONAL ACCOUNT CONCEPT (AT MARKET PRICE) BY INDUSTRIAL GROUP - PUBLIC AND PRIVATE  
1992/93(1985 E.F.Y.) - 1996/97 (1989 E.F.Y.)

TABLE 5.8 (Contd..)

(IN '000 BIRR)

INDUSTRIAL GROUP	VALUE ADDED IN THE NATIONAL ACCOUNT CONCEPT (AT MARKET PRICE)				
	1985	1986	1987	1988	1989
Manufacture of pharmaceuticals, medicinal chemicals and botanical products.....	16,211	29,345	21,039	17,917	42,113
Manufacture of soap and detergents cleaning and polishing, perfumes and toilet preparations.....	20,490	29,277	31,024	48,834	31,832
Manufacture of chemical products n.e.c. ....	2,197	3,260	5,317	4,356	5,427
MANUFACTURE OF RUBBER AND PLASTIC PRODUCTS.....	45,238	72,091	67,909	63,112	94,291
Manufacture of rubber products.....	25,417	41,739	32,072	28,944	30,445
Manufacture of plastic products.....	19,821	30,352	35,837	34,168	63,846
MANUFACTURE OF OTHER NON-METALLIC MINERAL PRODUCTS ...	49,536	96,293	141,138	183,398	242,903
Manufacture of glass and glass products.....	2,255	11,649	11,799	12,757	12,732
Manufacture of structural clay products .....	4,430	2,989	4,586	4,814	5,678
Manufacture of cement, lime and plaster .....	37,285	63,992	90,477	119,665	157,263
Manufacture of articles of concrete, cement and plaster .....	3,057	11,025	28,363	30,828	26,349
Manufacture of non-metallic mineral products n.e.c..	2,509	6,638	5,912	15,334	40,880
MANUFACTURE OF BASIC IRON AND STEEL.....	22,256	63,349	87,548	78,591	87,521
Manufacture of basic iron and steel.....	22,256	63,349	87,548	78,591	87,521
MANUFACTURE OF FABRICATED METAL PRODUCTS EXCEPT MACHINERY AND EQUIPMENT .....	15,804	28,531	30,827	42,683	41,519
Manufacture of structural metal products, tanks, reservoirs and containers of metal .....	2,062	3,639	4,987	7,229	6,074
Manufacture of cutlery, hand tools and general hardware .....	7,413	9,773	9,855	9,842	7,164
Manufacture of other fabricated metal products .....	6,329	15,118	15,986	25,612	28,281
MANUFACTURE OF MACHINERY AND EQUIPMENT N.E.C. ....	1,722	3,608	2,716	4,335	4,683
Manufacture of pumps, compressors, taps and valves..	-246	1,474	1,511	1,470	2,582
Manufacture of ovens, furnaces and furnace burners..	-	-	-	997	812
Manufacture of other general purpose machinery.....	-	-	-	241	486
Manufacture of machinery for food and beverage processing .....	-	-	-	1,253	943
Manufacture of accumulators, primary cells and and primary batteries .....	1,968	2,133	1,205	375	-140
MANUFACTURE OF MOTOR VEHICLES .....	23,667	35,286	42,580	40,497	31,452
Manufacture of bodies for motor vehicles.....	23,667	35,286	42,580	40,404	31,275
Manufacture of parts and accessories for motor vehicles and their engines.....	-	-	-	93	177
MANUFACTURE OF FURNITURE; MANUFACTURING N.E.C. ....	11,480	21,153	25,077	29,039	41,151
Manufacture of furniture; manufacturing n.e.c.....	11,480	21,153	25,077	29,039	41,151
T O T A L	1,337,040	1,859,390	2,103,122	2,445,024	2,610,162

VALUE ADDED IN THE NATIONAL ACCOUNT CONCEPT (AT FACTOR COST) BY INDUSTRIAL GROUP - PUBLIC AND PRIVATE  
1992/93(1985 E.F.Y.) - 1996/97 (1989 E.F.Y.)

(IN '000 BIRR)

TABLE 5.9

INDUSTRIAL GROUP	VALUE ADDED IN THE NATIONAL ACCOUNT CONCEPT (AT FACTOR COST)				
	1985	1986	1987	1988	1989
MANUFACTURE OF FOOD PRODUCTS AND BEVERAGES.....	192,032	364,331	503,232	655,930	662,729
Production, processing and preserving of meat, fruit and vegetables .....	10,142	10,437	10,129	13,155	11,409
Manufacture of vegetable and animal oils and fats...	8,997	6,424	13,178	14,868	7,116
Manufacture of dairy products .....	930	4,357	412	390	3,325
Manufacture of grain mill products .....	30,989	56,703	76,073	56,208	54,922
Manufacture of prepared animal feeds .....	-1,285	870	2,507	1,070	1,102
Manufacture of bakery products .....	-5,259	15,014	13,500	33,911	28,542
Manufacture of sugar and sugar confectionery .....	65,849	63,048	148,758	306,409	327,679
Manufacture of macaroni and spaghetti.....	8,311	10,228	9,582	20,094	19,391
Manufacture of food products n.e.c. ....	1,173	21,384	12,662	16,111	29,122
Distilling, rectifying and blending of spirits .....	1,290	10,361	12,729	13,819	20,983
Manufacture of wines .....	8,876	10,341	8,508	8,196	4,816
Manufacture of malt liquors and malt waters .....	38,012	112,419	151,302	120,482	108,532
Manufacture of soft drinks & production of mineral waters .....	24,007	42,743	43,891	51,218	45,792
MANUFACTURE OF TOBACCO PRODUCTS .....	48,177	57,445	57,092	77,008	64,950
Manufacture of tobacco products.....	48,177	57,445	57,092	77,008	64,950
MANUFACTURE OF TEXTILES .....	131,697	198,123	165,394	156,636	140,099
Spinning, weaving and finishing of textiles .....	120,339	177,975	146,512	135,673	116,409
Manufacture of cordage, rope, twine and netting ....	11,084	19,569	18,244	20,180	22,243
Knitting mills .....	274	579	639	783	1,447
MANUFACTURE OF WEARING APPAREL, EXCEPT FUR APPAREL....	18,491	21,100	14,698	15,170	15,153
Manufacture of wearing apparel except fur apparel....	18,491	21,100	14,698	15,170	15,153
TANNING AND DRESSING OF LEATHER; MANUFACTURE OF FOOTWEAR, LUGGAGE AND HANDBAGS .....	79,500	126,394	134,474	145,782	177,804
Tanning and dressing of leather, luggage and handbags	64,891	99,812	102,396	106,565	133,010
Manufacture of footwear.....	14,609	26,583	32,079	39,217	44,794
MANUFACTURE OF WOOD AND OF PRODUCTS OF WOOD AND CORK, EXCEPT FURNITURE .....	12,160	28,805	32,251	32,130	25,492
Manufacture of wood and of products of wood and cork, except furniture.....	12,160	28,805	32,251	32,130	25,492
MANUFACTURE OF PAPER, PAPER PRODUCTS AND PRINTING.....	58,872	90,483	75,328	105,962	94,105
Manufacture of paper and paper products.....	20,623	41,209	20,178	27,424	37,725
Publishing and printing services.....	38,248	49,273	55,150	78,539	56,380
MANUFACTURE OF CHEMICALS AND CHEMICAL PRODUCTS.....	42,112	62,968	58,106	50,743	81,740
Manufacture of basic chemicals, except fertilizers and nitrogen compounds.....	2,019	2,642	2,846	-19,623	-4,699
Manufacture of paints, varnishes and mastics .....	9,922	10,545	12,086	17,224	22,882

VALUE ADDED IN THE NATIONAL ACCOUNT CONCEPT (AT FACTOR COST) BY INDUSTRIAL GROUP - PUBLIC AND PRIVATE  
1992/93(1985 E.F.Y.) - 1996/97 (1989 E.F.Y.)

TABLE 5.9 (Contd..)

(IN '000 BIRR)

INDUSTRIAL GROUP	VALUE ADDED IN THE NATIONAL ACCOUNT CONCEPT (AT FACTOR COST)				
	1985	1986	1987	1988	1989
Manufacture of pharmaceuticals, medicinal chemicals and botanical products.....	13,582	25,812	18,344	15,076	37,500
Manufacture of soap and detergents cleaning and polishing, perfumes and toilet preparations.....	15,161	21,681	20,607	34,847	22,141
Manufacture of chemical products n.e.c.....	1,429	2,288	4,223	3,220	3,916
MANUFACTURE OF RUBBER AND PLASTIC PRODUCTS.....	34,304	55,016	51,004	52,903	76,100
Manufacture of rubber products.....	17,613	32,096	24,342	28,542	26,132
Manufacture of plastic products.....	16,691	22,920	26,662	24,362	49,968
MANUFACTURE OF OTHER NON-METALLIC MINERAL PRODUCTS ...	37,136	74,138	111,326	151,315	186,948
Manufacture of glass and glass products.....	1,672	9,931	9,581	10,461	10,797
Manufacture of structural clay products .....	3,329	1,668	3,427	3,948	4,549
Manufacture of cement, lime and plaster .....	27,676	47,272	66,859	95,803	117,373
Manufacture of articles of concrete, cement and plaster .....	2,436	9,559	26,921	28,090	23,055
Manufacture of non-metallic mineral products n.e.c..	2,023	5,708	4,538	13,013	31,174
MANUFACTURE OF BASIC IRON AND STEEL.....	16,949	42,871	61,630	52,284	59,169
Manufacture of basic iron and steel.....	16,949	42,871	61,630	52,284	59,169
MANUFACTURE OF FABRICATED METAL PRODUCTS EXCEPT MACHINERY AND EQUIPMENT .....	11,193	22,255	22,906	32,164	31,018
Manufacture of structural metal products, tanks, reservoirs and containers of metal .....	1,961	2,976	3,539	5,497	5,400
Manufacture of cutlery, hand tools and general hardware .....	5,189	8,615	8,747	7,528	5,040
Manufacture of other fabricated metal products .....	4,043	10,663	10,619	19,139	20,578
MANUFACTURE OF MACHINERY AND EQUIPMENT N.E.C. ....	1,246	2,968	2,059	3,644	3,924
Manufacture of pumps, compressors, taps and valves..	-349	1,232	1,152	1,156	2,190
Manufacture of ovens, furnaces and furnace burners..	-	-	-	868	733
Manufacture of other general purpose machinery.....	-	-	-	213	414
Manufacture of machinery for food and beverage processing .....	-	-	-	1,192	818
Manufacture of accumulators, primary cells and and primary batteries .....	1,595	1,736	907	215	-230
MANUFACTURE OF MOTOR VEHICLES .....	19,805	22,408	33,422	37,486	28,569
Manufacture of bodies for motor vehicles.....	19,805	22,408	33,422	37,393	28,406
Manufacture of parts and accessories for motor vehicles and their engines.....	-	-	-	93	164
MANUFACTURE OF FURNITURE; MANUFACTURING N.E.C. ....	9,170	17,956	21,086	24,681	34,069
Manufacture of furniture; manufacturing n.e.c.....	9,170	17,956	21,086	24,681	34,069
T O T A L	712,844	1,187,261	1,344,008	1,593,839	1,681,871

PRODUCTION OF MAJOR MANUFACTURED ARTICLES  
1992/93(1985 E.F.Y.) - 1996/97 (1989 E.F.Y.)

TABLE 5.10

NAME OF PRODUCT	UNIT	QUANTITY PRODUCED				
		1985	1986	1987	1988	1989
<b>FOOD</b>						
Meat	TONS	292	161	308	682	302
Vegetable Soup	"	615	320	379	1,990	225
Zigin and Shiro wet	"	1,404	231	503	860	176
Orange Juice	"	80	103	NA	NA	18
Marmalade	"	1,127	25	236	844	1,066
Tomato Paste	"	1,223	1,012	1,648	1,949	825
Milk Pasturized	H.L.	24,180	31,042	42,775	45,229	42,062
Butter and Ghee	TONS	38	75	81	45	74
Cheese	"	NA	3	6	5	12
Edible Oil	"	4,008	4,217	5,755	4,870	5,321
Oil Cakes	"	14,893	10,485	18,231	20,606	16,797
Flour (Wheat)	"	62,253	74,664*	115,968	121,160	140,499
Flour (Others)	"	309	2,254	1,558	NA	NA
Fafa, Dube, Edget, Meten etc	"	3,869	6,483	9,711	3,215	4,704
Macaroni and Pasta	"	5,747	11,189	19,065	14,564	17,646
Biscuits	"	169	6,793	9,722	7,822	6,694
Galetta	"	2,730	1,369	1,182	2,619	2,756
Bread	"	18,980	12,360	18,648	20,303	20,772
Sugar	"	136,727	123,300	129,322	171,917	172,217
Tea	"	NA	2,562	3,008	4,444	4,693
Molasses	"	46,238	54,176	54,683	58,235	44,321
Sweets	"	1,025	1,691	1,535	1,801	800
Animal Feed	"	7,129	6,919	10,549	4,601	5,453
Beer	H.L.	522,276	634,412	723,545	876,395	842,684
Wine	"	68,874	57,338	70,873	58,145	35,345
Liquors	"	32,666	46,938	29,057	16,915	29,783
Alcohol	"	4,121	14,395*	2,317	18,986	16,218
Lemonade	"	553,825	546,171	710,483	741,079	669,316
Mineral Water	"	159,260	199,285	298,377	357,753	374,257
Malt	TONS	6,362	6,387	7,693	12,030	11,967
<b>TOBACCO</b>						
Cigarettes	('000 PCS)	1,932,040	1,468,427	1,582,750	1,861,930	2,024,230
<b>TEXTILES</b>						
Lint Cotton	TONS	NA	NA	NA	NA	5,458
Cotton Fabrics	('000 SQ.M)	36,423	60,591	50,016	47,599	34,577
Nylon Fabrics	"	3,840	3,752	4,910	5,161	4,193
Acrylic Yarn	TONS	505	470	535	277	2,420
Cotton Yarn	"	3,448	5,669	4,934	4,440	3,133
Woolen Fabrics	SQ.M.	NA	40	46	NA	NA
Blanket (Woolen)	('000 SQ.M)	2,771	3,891*	3,348	3,375	3,763
Blanket (Waste Cotton)	PCS	415,218	510,191	487,751	400,977	244,471
Blanket (Others)	PCS	NA	NA	NA	NA	8,275
Bed sheet	PCS	NA	NA	NA	31,770	27,975
Shirts	DOZEN	NA	NA	NA	10,939	12,376
Carpets	SQ.M.	12,177	13,457	17,238	17,840	12,752
Gunny Bags	TONS	1,925	4,047*	10,263	6,648	6,418
Hosieries	DOZEN	142,895	76,652	47,582	57,975	174,620
Wearing Apparel (Except Leather)	"	NA	51,064*	44,539	26,407	21,883
Wearing Apparel (Leather)	PCS	NA	22,464	12,637	10,411	16,838
Sweater	DOZEN	NA	3,758*	4,889	5,317	5,161
Sewing Thread	TONS	67	33	75	12	3
Emroidery	"	24	12	5	9	31
Jano Thread	"	26	8	23	25	24

\* REVISED

PRODUCTION OF MAJOR MANUFACTURED ARTICLES  
1992/93(1985 E.F.Y.) - 1996/97 (1989 E.F.Y.)

TABLE 5.10(Contd.)

NAME OF PRODUCT	UNIT	QUANTITY PRODUCED				
		1985	1986	1987	1988	1989
<b>LEATHER AND FOOTWEAR</b>						
Leather Shoes and Boots	PAIRS	928,831	1,199,174	1,159,392	1,384,703	1,179,602
Canvas and Rubber Shoes	"	2,030,862	1,609,372	2,196,258	1,783,897	3,874,952
Plastic Footwear	"	123,468	62,318	395,678	604,348	1,870,279
Leather Upper and Lining	('000 SQ.M)	3,829	1,179	1,123	1,136	419
Leather Sole	TONS	110	28	NA	NA	NA
Semi Processed Skins	('000 PCS)	6,670	10,649	12,884	15,308	11,112
Leather Garment	('000 SQ.FT)	135	1,118	1,594	826	1,017
Plastic Sole	PAIRS	NA	NA	1,084,457	1,371,187	4,085,684
Crust Hides and Wet Blue Hides	('000 SQ.FT)	2,927	6,958	10,009	4,347	5,192
<b>WOOD</b>						
Timber	CUB. M	1,088	12,126	11,186	8,230	8,277
Plywood	"	1,528	1,137	1,358	1,072	944
Particle Board	"	11,937	9,306	11,123	10,636	14,826
<b>PAPER AND PRINTING</b>						
Paper	TONS	NA	NA	7,062	8,932	7,489
Boxing Paper	TONS	NA	NA	1,926	NA	2,191
<b>CHEMICAL</b>						
Soap	TONS	17,273	14,994	15,157	18,385	14,342
Carbon Dioxide	"	482	722	1,009	1,009	563
Oxygen	CUB.M	169,842	200,473	227,245	236,857	210,972
Plastic Crate	('000 PCS)	148	317	252	252	303
Paints	('000 LTR)	2,254	2,996	2,911	3,870	3,629
Vaseline	TONS	NA	NA	NA	104	222
Paraffine	TONS	NA	NA	NA	142	555
Varnishes and Lacquers	('000 LTR)	379	265	208	335	300
Capsules	('000 PCS)	215,217	188,549	108,766	149,101	241,242
Tablets	"	375,967	387,120	421,653	218,556	400,455
Antibiotics	"	4,596	4,333	4,939	3,346	6,104
Syrup	('000 LTR)	140	133	167	136	189
Ointment	TONS	94	83	91	38	54
Injection of 100 A	('000 PCS)	6,178	4,214	6,466	4,132	6,588
Tyres	PCS	99,782	171,279	167,532	80,387	151,483
Tubes	"	24,978	42,767	10,333	451,768	45,303
Electric Wires	('000 METERS)	8,623	15,640	11,596	12,758	13,349
Polythelene Products	TONS	483	1,288	1,758	3,208	5,734
Candles	"	325	348	256	319	725
Ball Pen	('000 PCS)	4,846	6,538	7,004	2,727	3,815
<b>NON-METALLIC MINERAL PRODUCTS</b>						
Cement	TONS	377,085	464,396	609,260	672,483	774,669
Cement Blocks and Tubes	('000 PCS)	2,353	6,537	6,596	15,005	13,883
Cement Floor Tiles	SQ.M	108,538	203,662	177,398	703,173*	531,233
Bricks of Clay	('000 PCS)	19,790	19,532	19,292	15,664	19,876
Lime	TONS	3,680	2,727	4,935	7,207	7,332
Glasses	('000 PCS)	933	1,687	4,261	4,180	880
Marble	SQ.M	NA	NA	184,215	84,939	83,811
Glass Bottles	('000 PCS)	4,742	12,256	17,774	11,706	11,030
<b>METAL</b>						
Iron Bars	TONS	5,518	8,920	9,449	1,159	8,512
Wires	"	320	494	502	478	466
Nails	"	2,389	3,092	2,864	3,162	3,494
Iron Sheets	"	3,498	20,002	15,379	17,278	23,505
Crown Cork	('000 GROSS)	1,857	3,232	3,402	3,887	4,652
Motor Vehicle Spring	TONS	279	533	727	580	565

\* REVISED

**TOTAL FIXED ASSETS BY INDUSTRIAL GROUP - PUBLIC AND PRIVATE**  
**1992/93(1985 E.F.Y.) - 1996/97 (1989 E.F.Y.)**

TABLE 5.11

(IN '000 BIRR)

INDUSTRIAL GROUP	TOTAL FIXED ASSETS				
	1985	1986	1987	1988	1989
MANUFACTURE OF FOOD PRODUCTS AND BEVERAGES.....	249,482	422,486	366,956	537,999	604,791
Production, processing and preserving of meat, fruit and vegetables .....	9,110	20,697	15,351	12,077	14,201
Manufacture of vegetable and animal oils and fats...	31,093	29,803	25,751	40,573	33,697
Manufacture of dairy products .....	4,341	3,649	2,278	3,230*	3,109
Manufacture of grain mill products .....	49,776	45,799	46,113	105,289	129,791
Manufacture of prepared animal feeds .....	295	849	1,205	879	1,320
Manufacture of bakery products .....	3,716	16,449	15,560	22,469	50,510
Manufacture of sugar and sugar confectionery .....	36,663	43,173	47,320	77,425	51,373
Manufacture of macaroni and spaghetti.....	9,060	8,818	6,006	5,952	4,847
Manufacture of food products n.e.c. ....	2,177	31,723	16,018	16,625	42,055
Distilling, rectifying and blending of spirits .....	2,024	5,746	5,536	7,208	8,627
Manufacture of wines .....	1,134	876	729	656	552
Manufacture of malt liquors and malt .....	50,322	171,562	141,485	138,831	146,776
Manufacture of soft drinks & production of mineral waters .....	49,771	43,342	43,605	106,785	117,933
MANUFACTURE OF TOBACCO PRODUCTS .....	4,092	4,612	3,953	5,236	4,889
Manufacture of tobacco products.....	4,092	4,612	3,953	5,236*	4,889
MANUFACTURE OF TEXTILES .....	398,152	563,547	558,081	496,434	478,581
Spinning, weaving and finishing of textiles .....	345,510	516,622	508,226	432,616	440,303
Manufacture of cordage, rope, twine and netting ....	52,214	46,419	49,668	61,435	35,789
Knitting mills .....	428	505	187	2,383	2,489
MANUFACTURE OF WEARING APPAREL, EXCEPT FUR APPAREL....	14,015	16,288	13,052	23,246	55,254
Manufacture of wearing apparel except fur apparel...	14,015	16,288	13,052	23,246	55,254
TANNING AND DRESSING OF LEATHER; MANUFACTURE OF FOOTWEAR, LUGGAGE AND HANDBAGS .....	35,240	62,687	77,950	128,894	140,998
Tanning and dressing of leather, luggage and handbags	24,489	31,913	43,932	47,310	60,138
Manufacture of footwear.....	10,750	30,774	34,017	81,584	80,861
MANUFACTURE OF WOOD AND OF PRODUCTS OF WOOD AND CORK, EXCEPT FURNITURE .....	3,290	6,587	3,949	10,094	9,977
Manufacture of wood and of products of wood and cork, except furniture.....	3,290	6,587	3,949	10,094	9,977
MANUFACTURE OF PAPER, PAPER PRODUCTS AND PRINTING .....	20,161	33,553	47,787	70,844	85,552
Manufacture of paper and paper products.....	11,790	10,547	13,769	12,426	34,706
Publishing and printing services.....	8,370	23,006	34,018	58,418	50,847
MANUFACTURE OF CHEMICALS AND CHEMICAL PRODUCTS.....	12,103	17,053	34,604	156,354	283,950
Manufacture of basic chemicals, except fertilizers and nitrogen compounds.....	908	1,292	1,275	110,518	202,916
Manufacture of paints, varnishes and mastics .....	1,026	1,103	8,178	10,430	32,040

\* REVISED

**TOTAL FIXED ASSETS BY INDUSTRIAL GROUP - PUBLIC AND PRIVATE**  
**1992/93(1985 E.F.Y.) - 1996/97 (1989 E.F.Y.)**

TABLE 5.11 (Contd..)

(IN '000 BIRR)

INDUSTRIAL GROUP	TOTAL FIXED ASSETS				
	1985	1986	1987	1988	1989
Manufacture of pharmaceuticals, medicinal chemicals and botanical products.....	6,511	5,718	5,700	13,269	15,531
Manufacture of soap and detergents cleaning and polishing, perfumes and toilet preparations.....	3,294	5,571	14,169	20,557	30,652
Manufacture of chemical products n.e.c. ....	365	3,369	5,282	1,581	2,812
<b>MANUFACTURE OF RUBBER AND PLASTIC PRODUCTS.....</b>	<b>167,502</b>	<b>221,943</b>	<b>232,322</b>	<b>250,611</b>	<b>299,704</b>
Manufacture of rubber products.....	163,280	202,302	216,634	220,925	198,939
Manufacture of plastic products.....	4,222	19,641	15,688	29,687	100,764
<b>MANUFACTURE OF OTHER NON-METALLIC MINERAL PRODUCTS ...</b>	<b>269,859</b>	<b>275,160</b>	<b>257,195</b>	<b>288,631</b>	<b>478,043</b>
Manufacture of glass and glass products.....	23,157	18,496	16,911	14,242	30,744
Manufacture of structural clay products .....	2,075	4,545	1,956	6,659	4,025
Manufacture of cement, lime and plaster .....	237,095	236,532	218,718	205,014	184,186
Manufacture of articles of concrete, cement and plaster .....	940	11,271	13,924	31,075	44,890
Manufacture of non-metallic mineral products n.e.c..	6,591	4,315	5,686	31,641	214,198
<b>MANUFACTURE OF BASIC IRON AND STEEL.....</b>	<b>5,491</b>	<b>6,079</b>	<b>7,560</b>	<b>7,696</b>	<b>19,362</b>
Manufacture of basic iron and steel.....	5,491	6,079	7,560	7,696	19,362
<b>MANUFACTURE OF FABRICATED METAL PRODUCTS EXCEPT MACHINERY AND EQUIPMENT .....</b>	<b>116,428</b>	<b>115,939</b>	<b>109,987</b>	<b>123,121</b>	<b>105,514</b>
Manufacture of structural metal products, tanks, reservoirs and containers of metal .....	2,301	6,976	14,989	20,845	13,095
Manufacture of cutlery, hand tools and general hardware .....	3,802	3,603	20,972	19,541	2,586
Manufacture of other fabricated metal products .....	110,325	105,360	74,027	82,734	89,833
<b>MANUFACTURE OF MACHINERY AND EQUIPMENT N.E.C. ....</b>	<b>6,840</b>	<b>13,702</b>	<b>12,700</b>	<b>14,459</b>	<b>16,516</b>
Manufacture of pumps, compressors, taps and valves..	6,599	13,310	12,008	11,499	11,205
Manufacture of ovens, furnaces and furnace burners..	-	-	-	786	587
Manufacture of other general purpose machinery.....	-	-	-	799	2,056
Manufacture of machinery for food and beverage processing .....	-	-	-	999	2,304
Manufacture of accumulators, primary cells and and primary batteries .....	241	392	692	377	363
<b>MANUFACTURE OF MOTOR VEHICLES .....</b>	<b>18,946</b>	<b>19,522</b>	<b>20,429</b>	<b>30,253</b>	<b>53,446</b>
Manufacture of bodies for motor vehicles.....	18,946	19,522	20,429	30,003	52,918
Manufacture of parts and accessories for motor vehicles and their engines.....	-	-	-	250	528
<b>MANUFACTURE OF FURNITURE; MANUFACTURING N.E.C. ....</b>	<b>5,310</b>	<b>16,955</b>	<b>25,528</b>	<b>46,251</b>	<b>91,913</b>
Manufacture of furniture; manufacturing n.e.c.....	5,310	16,955	25,528	46,251	91,913
<b>T O T A L</b>	<b>1,326,912</b>	<b>1,796,112</b>	<b>1,772,054</b>	<b>2,190,123</b>	<b>2,728,490</b>

NEW CAPITAL EXPENDITURE BY INDUSTRIAL GROUP - PUBLIC AND PRIVATE  
1992/93(1985 E.F.Y.) - 1996/97 (1989 E.F.Y.)

(IN '000 BIRR)

	NEW CAPITAL EXPENDITURE			
	1985	1986	1987	1988
<b>INDUSTRIAL GROUP</b>				
72,525	55,478	43,770	94,687	95,567
392	1,908	2,305	2,507	1,832
13,796	7,729	4,421	5,877	2,129
70	-	808	-	114
12,315	2,482	4,091	9,241	20,906
-	-	95	32	226
1	345	2,766	3,204	5,547
4,283	14,108	9,016	41,726	16,910
4,105	344	479	287	-
1,199	6,017	1,927	100	2,236
566	523	1,343	816	1,832
44	84	100	53	-
8,915	25,634	15,589	27,113	22,998
27,839	4,304	4,830	3,731	20,838
2,496	1,479	409	1,414	667
2,496	1,479	409	1,414	667
95,377	38,162	6,768	11,328	15,766
43,292	37,830	3,807	6,939	14,920
52,085	332	2,951	4,299	682
-	-	10	90	164
3,886	3,045	794	2,752	9,298
3,886	3,045	794	2,752	9,298
6,639	26,129	22,678	22,175	20,980
5,558	13,875	16,797	8,632	9,510
1,081	12,254	5,881	13,543	11,470
49	235	599	1,214	999
49	235	599	1,214	999
1,699	8,803	17,264	8,570	23,002
198	557	2,218	7,000	7,000
1,501	8,246	15,046	7,041	16,002
900	4,792	13,185	10,615	20,153
66	542	375	1,380	3,859
64	351	805	1,297	2,669

NEW CAPITAL EXPENDITURE BY INDUSTRIAL GROUP - PUBLIC AND PRIVATE  
1992/93(1985 E.F.Y.) - 1996/97 (1989 E.F.Y.)

TABLE 5.12 (Contd..)

(IN '000 BIRR)

INDUSTRIAL GROUP	NEW CAPITAL EXPENDITURE				
	1985	1986	1987	1988	1989
Manufacture of pharmaceuticals, medicinal chemicals and botanical products.....	337	42	3,424	6,107	4,254
Manufacture of soap and detergents cleaning and polishing, perfumes and toilet preparations.....	433	1,218	6,602	1,826	8,994
Manufacture of chemical products n.e.c. ....	-	2,659	1,979	5	377
MANUFACTURE OF RUBBER AND PLASTIC PRODUCTS.....	89,642	42,255	44,970	26,828	43,137
Manufacture of rubber products.....	88,721	39,290	42,362	16,041	3,632
Manufacture of plastic products.....	921	2,965	2,608	10,787	39,505
MANUFACTURE OF OTHER NON-METALLIC MINERAL PRODUCTS ...	155,050	15,915	25,084	27,539	47,323
Manufacture of glass and glass products.....	1,212	910	2,052	41	20,617
Manufacture of structural clay products .....	121	936	77	2,316	140
Manufacture of cement, lime and plaster .....	147,943	13,643	20,685	17,914	14,321
Manufacture of articles of concrete, cement and plaster .....	445	278	1,473	3,403	5,254
Manufacture of non-metallic mineral products n.e.c..	5,329	148	797	3,865	6,991
MANUFACTURE OF BASIC IRON AND STEEL.....	379	1,718	2,707	2,226	6,387
Manufacture of basic iron and steel.....	379	1,718	2,707	2,226	6,387
MANUFACTURE OF FABRICATED METAL PRODUCTS EXCEPT MACHINERY AND EQUIPMENT .....	1,866	3,493	8,021	7,463	7,048
Manufacture of structural metal products, tanks, reservoirs and containers of metal .....	508	960	4,249	5,256	2,621
Manufacture of cutlery, hand tools and general hardware .....	291	534	1,998	1,211	672
Manufacture of other fabricated metal products .....	1,067	1,999	1,774	996	3,755
MANUFACTURE OF MACHINERY AND EQUIPMENT N.E.C. ....	124	246	52	164	476
Manufacture of pumps, compressors, taps and valves..	30	75	33	40	32
Manufacture of ovens, furnaces and furnace burners..	-	-	-	3	28
Manufacture of other general purpose machinery.....	-	-	-	76	80
Manufacture of machinery for food and beverage processing .....	-	-	-	37	330
Manufacture of accumulators, primary cells and and primary batteries .....	94	171	19	8	6
MANUFACTURE OF MOTOR VEHICLES .....	8,270	1,132	4,095	2,420	7,582
Manufacture of bodies for motor vehicles.....	8,270	1,132	4,095	2,420	7,582
Manufacture of parts and accessories for motor vehicles and their engines.....	-	-	-	-	-
MANUFACTURE OF FURNITURE; MANUFACTURING N.E.C. ....	453	2,714	5,638	9,871	8,189
Manufacture of furniture; manufacturing n.e.c.....	453	2,714	5,638	9,871	8,189
T O T A L	439,355	206,596	196,034	229,267	306,575

**OPERATING SURPLUS BY INDUSTRIAL GROUP - PUBLIC AND PRIVATE**  
**1992/93(1985 E.F.Y.) - 1996/97 (1989 E.F.Y.)**

(IN '000 BIRR)

TABLE 5.13

INDUSTRIAL GROUP	OPERATING SURPLUS				
	1985	1986	1987	1988	1989
<b>MANUFACTURE OF FOOD PRODUCTS AND BEVERAGES.....</b>	<b>93,925</b>	<b>250,688</b>	<b>380,990</b>	<b>520,262</b>	<b>515,195</b>
Production, processing and preserving of meat, fruit and vegetables .....	-467	-2,819	-315	1,602	1,143
Manufacture of vegetable and animal oils and fats...	1,097	-672	5,480	7,445	1,804
Manufacture of dairy products .....	776	4,054	264	-479	2,456
Manufacture of grain mill products .....	16,285	39,733	56,603	42,290	38,817
Manufacture of prepared animal feeds .....	-1,672	393	1,713	246	397
Manufacture of bakery products .....	-8,135	9,447	9,259	24,074	18,377
Manufacture of sugar and sugar confectionery .....	41,826	37,579	118,952	267,664	282,194
Manufacture of macaroni and spaghetti .....	7,533	8,727	7,536	18,573	17,378
Manufacture of food products n.e.c. ....	433	18,166	10,838	13,586	26,071
Distilling, rectifying and blending of spirits .....	-3,058	5,891	8,037	8,909	15,180
Manufacture of wines .....	5,921	7,089	4,682	3,662	662
Manufacture of malt liquors and malt .....	25,070	97,088	133,199	100,432	85,421
Manufacture of soft drinks & production of mineral waters .....	8,315	26,012	24,741	32,259	25,296
<b>MANUFACTURE OF TOBACCO PRODUCTS .....</b>	<b>43,538</b>	<b>51,105</b>	<b>48,501</b>	<b>68,094</b>	<b>52,794</b>
Manufacture of tobacco products.....	43,538	51,105	48,501	68,094	52,794
<b>MANUFACTURE OF TEXTILES .....</b>	<b>30,951</b>	<b>81,425</b>	<b>50,205</b>	<b>51,699</b>	<b>37,552</b>
Spinning, weaving and finishing of textiles .....	27,805	71,530	40,819	40,926	26,353
Manufacture of cordage, rope, twine and netting ....	3,245	9,720	9,111	10,309	10,427
Knitting mills .....	-99	175	275	465	772
<b>MANUFACTURE OF WEARING APPAREL, EXCEPT FUR APPAREL....</b>	<b>6,971</b>	<b>8,936</b>	<b>3,255</b>	<b>2,838</b>	<b>311</b>
Manufacture of wearing apparel except fur apparel...	6,971	8,936	3,255	2,838	311
<b>TANNING AND DRESSING OF LEATHER; MANUFACTURE OF FOOTWEAR, LUGGAGE AND HANDBAGS .....</b>	<b>48,363</b>	<b>88,415</b>	<b>92,778</b>	<b>96,607</b>	<b>129,905</b>
Tanning and dressing of leather, luggage and handbags	47,045	77,203	76,007	76,509	104,146
Manufacture of footwear.....	1,318	11,212	16,771	20,098	25,759
<b>MANUFACTURE OF WOOD AND OF PRODUCTS OF WOOD AND CORK, EXCEPT FURNITURE .....</b>	<b>4,352</b>	<b>17,523</b>	<b>21,205</b>	<b>20,548</b>	<b>16,690</b>
Manufacture of wood and of products of wood and cork, except furniture.....	4,352	17,523	21,205	20,548	16,690
<b>MANUFACTURE OF PAPER, PAPER PRODUCTS AND PRINTING .....</b>	<b>35,055</b>	<b>64,090</b>	<b>44,304</b>	<b>70,503</b>	<b>59,037</b>
Manufacture of paper and paper products.....	14,058	34,066	11,818	19,665	28,020
Publishing and printing services.....	20,998	30,024	32,486	50,838	31,017
<b>MANUFACTURE OF CHEMICALS AND CHEMICAL PRODUCTS.....</b>	<b>33,032</b>	<b>51,921</b>	<b>45,038</b>	<b>34,994</b>	<b>61,462</b>
Manufacture of basic chemicals, except fertilizers and nitrogen compounds.....	1,075	1,494	1,755	-22,636	-11,330
Manufacture of paints, varnishes and mastics .....	8,315	8,772	9,425	14,407	20,206

**OPERATING SURPLUS BY INDUSTRIAL GROUP - PUBLIC AND PRIVATE  
1992/93(1985 E.F.Y.) - 1996/97 (1989 E.F.Y.)**

TABLE 5.13 (Contd..)

(IN '000 BIRR)

INDUSTRIAL GROUP	OPERATING SURPLUS				
	1985	1986	1987	1988	1989
Manufacture of pharmaceuticals, medicinal chemicals and botanical products.....	10,924	23,078	15,248	11,788	33,627
Manufacture of soap and detergents cleaning and polishing, perfumes and toilet preparations.....	11,901	17,139	15,455	29,063	15,807
Manufacture of chemical products n.e.c. ....	816	1,438	3,156	2,372	3,153
<b>MANUFACTURE OF RUBBER AND PLASTIC PRODUCTS.....</b>	<b>23,665</b>	<b>42,682</b>	<b>37,044</b>	<b>39,573</b>	<b>57,408</b>
Manufacture of rubber products.....	12,001	25,855	17,153	22,096	16,492
Manufacture of plastic products.....	11,664	16,827	19,891	17,477	40,915
<b>MANUFACTURE OF OTHER NON-METALLIC MINERAL PRODUCTS ...</b>	<b>24,624</b>	<b>55,391</b>	<b>88,713</b>	<b>119,784</b>	<b>150,004</b>
Manufacture of glass and glass products.....	578	7,903	7,124	7,543	8,231
Manufacture of structural clay products .....	2,038	-707	1,220	1,735	2,262
Manufacture of cement, lime and plaster .....	20,741	39,031	57,235	80,409	101,777
Manufacture of articles of concrete, cement and plaster .....	710	5,063	20,944	20,135	13,992
Manufacture of non-metallic mineral products n.e.c....	556	4,100	2,190	9,963	23,742
<b>MANUFACTURE OF BASIC IRON AND STEEL.....</b>	<b>10,091</b>	<b>35,698</b>	<b>54,206</b>	<b>43,938</b>	<b>49,946</b>
Manufacture of basic iron and steel.....	10,091	35,698	54,206	43,938	49,946
<b>MANUFACTURE OF FABRICATED METAL PRODUCTS EXCEPT MACHINERY AND EQUIPMENT .....</b>	<b>1,927</b>	<b>11,952</b>	<b>11,362</b>	<b>20,237</b>	<b>20,027</b>
Manufacture of structural metal products, tanks, reservoirs and containers of metal .....	900	1,069	1,226	3,212	3,069
Manufacture of cutlery, hand tools and general hardware .....	2,416	5,723	5,032	4,009	2,488
Manufacture of other fabricated metal products .....	-1,390	5,160	5,104	13,016	14,470
<b>MANUFACTURE OF MACHINERY AND EQUIPMENT N.E.C. ....</b>	<b>-355</b>	<b>1,289</b>	<b>268</b>	<b>1,344</b>	<b>1,385</b>
Manufacture of pumps, compressors, taps and valves..	-1,322	138	37	149	1,137
Manufacture of ovens, furnaces and furnace burners...	-	-	-	651	557
Manufacture of other general purpose machinery....	-	-	-	155	175
Manufacture of machinery for food and beverage processing .....	-	-	-	718	246
Manufacture of accumulators, primary cells and and primary batteries .....	967	1,150	231	-328	-731
<b>MANUFACTURE OF MOTOR VEHICLES .....</b>	<b>16,304</b>	<b>18,533</b>	<b>28,703</b>	<b>31,807</b>	<b>21,402</b>
Manufacture of bodies for motor vehicles.....	16,304	18,533	28,703	31,777	21,297
Manufacture of parts and accessories for motor vehicles and their engines.....	-	-	-	30	104
<b>MANUFACTURE OF FURNITURE; MANUFACTURING N.E.C. ....</b>	<b>2,801</b>	<b>9,105</b>	<b>11,105</b>	<b>14,605</b>	<b>19,124</b>
Manufacture of furniture; manufacturing n.e.c.....	2,801	9,105	11,105	14,605	19,124
<b>T O T A L</b>	<b>375,245</b>	<b>788,753</b>	<b>917,679</b>	<b>1,136,832</b>	<b>1,192,240</b>

TABLE 5.14

INDUSTRIAL GROUP	1985	1986	1987	1988	1989
MANUFACTURE OF FOOD PRODUCTS AND BEVERAGES.....	0.170	0.179	0.121	0.207	0.174
Production, processing and preserving of meat, fruit and vegetables.....	0.242	0.310	0.336	0.308	0.419
Manufacture of vegetable and animal oils and fats...	0.020	0.033	0.023	0.024	0.032
Manufacture of dairy products.....	0.002	-	-	0.087	0.122
Manufacture of grain mill products.....	0.060	0.075	0.040	0.050	0.014
Manufacture of prepared animal feeds.....	0.047	0.050	0.080	0.042	0.101
Manufacture of bakery products.....	0.058	0.112	0.061	0.044	0.116
Manufacture of sugar and sugar confectionery.....	0.167	0.159	0.083	0.457	0.269
Manufacture of macaroni and spaghetti.....	-	-	0.012	-	-
Manufacture of food products h.e.c.....	0.040	0.016	0.014	0.011	0.042
Distilling, rectifying and blending of spirits.....	0.278	0.161	0.306	0.121	0.178
Manufacture of wines.....	0.638	0.628	0.459	0.517	0.581
Manufacture of malt liquors and malt.....	0.353	0.372	0.174	0.422	0.307
Manufacture of soft drinks & production of mineral waters.....	0.466	0.451	0.429	0.451	0.539
MANUFACTURE OF TOBACCO PRODUCTS.....	0.827	0.663	0.822	0.944	0.844
Manufacture of tobacco products.....	0.827	0.663	0.822	0.944	0.844
MANUFACTURE OF TEXTILES.....	0.573	0.699	0.564	0.383	0.367
Spinning, weaving and finishing of textiles.....	0.558	0.678	0.521	0.332	0.303
Manufacture of cordage, rope, twine and netting....	0.922	0.971	0.989	0.962	0.974
Knitting mills.....	0.328	0.680	0.955	0.948	0.552
MANUFACTURE OF WEARING APPAREL, EXCEPT FUR APPAREL....	0.216	0.330	0.390	0.400	0.309
Manufacture of wearing apparel except fur apparel....	0.216	0.330	0.390	0.400	0.309
TANNING AND DRESSING OF LEATHER; MANUFACTURE OF FOOTWEAR, LUGGAGE AND HANDBAGS.....	0.229	0.225	0.151	0.201	0.226
Tanning and dressing of leather, luggage and handbags	0.180	0.192	0.099	0.146	0.135
Manufacture of footwear.....	0.346	0.324	0.412	0.431	0.511
MANUFACTURE OF WOOD AND OF PRODUCTS OF WOOD AND CORK, EXCEPT FURNITURE.....	0.283	0.313	0.443	0.429	0.454
Manufacture of wood and of products of wood and cork, except furniture.....	0.283	0.313	0.443	0.429	0.454
MANUFACTURE OF PAPER, PAPER PRODUCTS AND PRINTING....	0.598	0.751	0.679	0.709	0.704
Manufacture of paper and paper products.....	0.829	0.973	0.880	0.963	0.902
Publishing and printing services.....	0.322	0.510	0.452	0.443	0.490
MANUFACTURE OF CHEMICALS AND CHEMICAL PRODUCTS.....	0.774	0.783	0.755	0.774	0.751
Manufacture of basic chemicals, except fertilizers and nitrogen compounds.....	0.470	0.615	0.569	0.284	0.316
Manufacture of paints, varnishes and mastics.....	0.488	0.522	0.472	0.531	0.528

**RATIO OF IMPORTED TO TOTAL RAW MATERIAL COSTS BY INDUSTRIAL GROUP - PUBLIC AND PRIVATE  
1992/93(1985 E.F.Y.) - 1996/97 (1989 E.F.Y.)**

TABLE 5.14 (Contd..)

INDUSTRIAL GROUP	1985	1986	1987	1988	1989
Manufacture of pharmaceuticals, medicinal chemicals and botanical products.....	0.936	0.935	0.893	0.985	0.917
Manufacture of soap and detergents cleaning and polishing, perfumes and toilet preparations.....	0.790	0.815	0.818	0.858	0.822
Manufacture of chemical products n.e.c. ....	0.820	0.832	0.909	0.884	0.896
<b>MANUFACTURE OF RUBBER AND PLASTIC PRODUCTS.....</b>	<b>0.911</b>	<b>0.939</b>	<b>0.938</b>	<b>0.950</b>	<b>0.947</b>
Manufacture of rubber products.....	1.000	1.000	0.995	1.000	0.977
Manufacture of plastic products.....	0.812	0.885	0.893	0.902	0.918
<b>MANUFACTURE OF OTHER NON-METALLIC MINERAL PRODUCTS ...</b>	<b>0.563</b>	<b>0.579</b>	<b>0.538</b>	<b>0.418</b>	<b>0.307</b>
Manufacture of glass and glass products.....	0.051	0.069	0.549	0.147	0.141
Manufacture of structural clay products .....	-	-	-	0.403	0.003
Manufacture of cement, lime and plaster .....	0.796	0.849	0.710	0.645	0.419
Manufacture of articles of concrete, cement and plaster .....	0.033	0.060	0.033	0.037	0.012
Manufacture of non-metallic mineral products n.e.c..	-	0.159	0.258	0.138	0.259
<b>MANUFACTURE OF BASIC IRON AND STEEL.....</b>	<b>0.969</b>	<b>0.988</b>	<b>0.974</b>	<b>0.993</b>	<b>0.994</b>
Manufacture of basic iron and steel.....	0.969	0.988	0.974	0.993	0.994
<b>MANUFACTURE OF FABRICATED METAL PRODUCTS EXCEPT MACHINERY AND EQUIPMENT .....</b>	<b>0.822</b>	<b>0.911</b>	<b>0.843</b>	<b>0.901</b>	<b>0.930</b>
Manufacture of structural metal products, tanks, reservoirs and containers of metal .....	-	0.613	0.585	0.856	0.699
Manufacture of cutlery, hand tools and general hardware .....	0.865	0.950	0.822	0.804	0.965
Manufacture of other fabricated metal products .....	0.927	0.972	0.955	0.946	0.973
<b>MANUFACTURE OF MACHINERY AND EQUIPMENT N.E.C. ....</b>	<b>0.889</b>	<b>0.985</b>	<b>0.902</b>	<b>0.686</b>	<b>0.900</b>
Manufacture of pumps, compressors, taps and valves..	0.801	0.944	0.885	0.943	1.000
Manufacture of ovens, furnaces and furnace burners..	-	-	-	0.207	0.648
Manufacture of other general purpose machinery.....	-	-	-	0.530	0.891
Manufacture of machinery for food and beverage processing .....	-	-	-	0.524	0.894
Manufacture of accumulators, primary cells and and primary batteries .....	0.928	1.000	0.928	1.000	0.991
<b>MANUFACTURE OF MOTOR VEHICLES .....</b>	<b>0.689</b>	<b>0.962</b>	<b>0.910</b>	<b>0.915</b>	<b>0.851</b>
Manufacture of bodies for motor vehicles.....	0.689	0.962	0.910	0.916	0.852
Manufacture of parts and accessories for motor vehicles and their engines.....	-	-	-	0.618	0.075
<b>MANUFACTURE OF FURNITURE; MANUFACTURING N.E.C. ....</b>	<b>0.218</b>	<b>0.315</b>	<b>0.301</b>	<b>0.212</b>	<b>0.224</b>
Manufacture of furniture; manufacturing n.e.c.....	0.218	0.315	0.301	0.212	0.224
<b>T O T A L</b>	<b>0.443</b>	<b>0.551</b>	<b>0.459</b>	<b>0.476</b>	<b>0.442</b>

PERCENTAGE DISTRIBUTION OF VALUE ADDED\* BY INDUSTRIAL GROUP - PUBLIC AND PRIVATE  
1992/93(1985 E.F.Y.) - 1996/97 (1989 E.F.Y.)

TABLE 5.15

INDUSTRIAL GROUP	1985	1986	1987	1988	1989
MANUFACTURE OF FOOD PRODUCTS AND BEVERAGES.....	26.94	30.69	37.44	41.15	39.40
Production, processing and preserving of meat, fruit and vegetables .....	1.42	0.88	0.75	0.83	0.68
Manufacture of vegetable and animal oils and fats...	1.26	0.54	0.98	0.93	0.42
Manufacture of dairy products .....	0.13	0.37	0.03	0.02	0.20
Manufacture of grain mill products .....	4.35	4.78	5.66	3.53	3.27
Manufacture of prepared animal feeds .....	-0.18	0.07	0.19	0.07	0.07
Manufacture of bakery products .....	-0.74	1.26	1.00	2.13	1.70
Manufacture of sugar and sugar confectionery .....	9.24	5.31	11.07	19.22	19.48
Manufacture of macaroni and spaghetti.....	1.17	0.86	0.71	1.26	1.15
Manufacture of food products n.e.c. ....	0.16	1.80	0.94	1.01	1.73
Distilling, rectifying and blending of spirits .....	0.18	0.87	0.95	0.87	1.25
Manufacture of wines .....	1.25	0.87	0.63	0.51	0.29
Manufacture of malt liquors and malt .....	5.33	9.47	11.26	7.56	6.45
Manufacture of soft drinks & production of mineral waters .....	3.37	3.60	3.27	3.21	2.72
MANUFACTURE OF TOBACCO PRODUCTS .....	6.76	4.84	4.25	4.83	3.86
Manufacture of tobacco products.....	6.76	4.84	4.25	4.83	3.86
MANUFACTURE OF TEXTILES .....	18.47	16.69	12.31	9.83	8.33
Spinning, weaving and finishing of textiles .....	16.88	14.99	10.90	8.51	6.92
Manufacture of cordage, rope, twine and netting ....	1.55	1.65	1.36	1.27	1.32
Knitting mills .....	0.04	0.05	0.05	0.05	0.09
MANUFACTURE OF WEARING APPAREL, EXCEPT FUR APPAREL....	2.59	1.78	1.09	0.95	0.90
Manufacture of wearing apparel except fur apparel...	2.59	1.78	1.09	0.95	0.90
TANNING AND DRESSING OF LEATHER; MANUFACTURE OF FOOTWEAR, LUGGAGE AND HANDBAGS .....	11.15	10.65	10.01	9.15	10.57
Tanning and dressing of leather, luggage and handbags	9.10	8.41	7.62	6.69	7.91
Manufacture of footwear.....	2.05	2.24	2.39	2.46	2.66
MANUFACTURE OF WOOD AND OF PRODUCTS OF WOOD AND CORK, EXCEPT FURNITURE .....	1.71	2.43	2.40	2.02	1.52
Manufacture of wood and of products of wood and cork, except furniture.....	1.71	2.43	2.40	2.02	1.52
MANUFACTURE OF PAPER, PAPER PRODUCTS AND PRINTING.....	8.26	7.62	5.60	6.65	5.60
Manufacture of paper and paper products.....	2.89	3.47	1.50	1.72	2.24
Publishing and printing services.....	5.37	4.15	4.10	4.93	3.35
MANUFACTURE OF CHEMICALS AND CHEMICAL PRODUCTS.....	5.91	5.30	4.32	3.18	4.86
Manufacture of basic chemicals, except fertilizers and nitrogen compounds.....	0.28	0.22	0.21	-1.23	-0.28
Manufacture of paints, varnishes and mastics .....	1.39	0.89	0.90	1.08	1.36

\* IN THE NATIONAL ACCOUNT CONCEPT AT FACTOR COST

PERCENTAGE DISTRIBUTION OF VALUE ADDED\* BY INDUSTRIAL GROUP - PUBLIC AND PRIVATE  
1992/93(1985 E.F.Y.) - 1996/97 (1989 E.F.Y.)

TABLE 5.15 (Contd..)

INDUSTRIAL GROUP	1985	1986	1987	1988	1989
Manufacture of pharmaceuticals, medicinal chemicals and botanical products.....	1.91	2.17	1.36	0.95	2.23
Manufacture of soap and detergents cleaning and polishing, perfumes and toilet preparations.....	2.13	1.83	1.53	2.19	1.32
Manufacture of chemical products n.e.c. ....	0.20	0.19	0.31	0.20	0.23
MANUFACTURE OF RUBBER AND PLASTIC PRODUCTS.....	4.81	4.63	3.79	3.32	4.52
Manufacture of rubber products.....	2.47	2.70	1.81	1.79	1.55
Manufacture of plastic products.....	2.34	1.93	1.98	1.53	2.97
MANUFACTURE OF OTHER NON-METALLIC MINERAL PRODUCTS ...	5.21	6.24	8.28	9.49	11.12
Manufacture of glass and glass products.....	0.23	0.84	0.71	0.66	0.64
Manufacture of structural clay products .....	0.47	0.14	0.25	0.25	0.27
Manufacture of cement, lime and plaster .....	3.88	3.98	4.97	6.01	6.98
Manufacture of articles of concrete, cement and plaster .....	0.34	0.81	2.00	1.76	1.37
Manufacture of non-metallic mineral products n.e.c..	0.28	0.48	0.34	0.82	1.85
MANUFACTURE OF BASIC IRON AND STEEL.....	2.38	3.61	4.59	3.28	3.52
Manufacture of basic iron and steel.....	2.38	3.61	4.59	3.28	3.52
MANUFACTURE OF FABRICATED METAL PRODUCTS EXCEPT MACHINERY AND EQUIPMENT .....	1.57	1.87	1.70	2.02	1.84
Manufacture of structural metal products, tanks, reservoirs and containers of metal .....	0.28	0.25	0.26	0.34	0.32
Manufacture of cutlery, hand tools and general hardware .....	0.73	0.73	0.65	0.47	0.30
Manufacture of other fabricated metal products .....	0.57	0.90	0.79	1.20	1.22
MANUFACTURE OF MACHINERY AND EQUIPMENT N.E.C. ....	0.17	0.25	0.15	0.23	0.23
Manufacture of pumps, compressors, taps and valves..	-0.05	0.10	0.09	0.07	0.13
Manufacture of ovens, furnaces and furnace burners..	-	-	-	0.05	0.04
Manufacture of other general purpose machinery.....	-	-	-	0.01	0.02
Manufacture of machinery for food and beverage processing .....	-	-	-	0.07	0.05
Manufacture of accumulators, primary cells and and primary batteries .....	0.22	0.15	0.07	0.01	-0.01
MANUFACTURE OF MOTOR VEHICLES .....	2.78	1.89	2.49	2.35	1.70
Manufacture of bodies for motor vehicles.....	2.78	1.89	2.49	2.35	1.69
Manufacture of parts and accessories for motor vehicles and their engines.....	-	-	-	0.01	0.01
MANUFACTURE OF FURNITURE; MANUFACTURING N.E.C. ....	1.29	1.51	1.57	1.55	2.03
Manufacture of furniture; manufacturing n.e.c.....	1.29	1.51	1.57	1.55	2.03
T O T A L	100.00	100.00	100.00	100.00	100.00

\* IN THE NATIONAL ACCOUNT CONCEPT AT FACTOR COST

**RATIO OF COST OF ENERGY CONSUMED TO TOTAL INDUSTRIAL COST BY INDUSTRIAL GROUP - PUBLIC AND PRIVATE  
1992/93(1985 E.F.Y.) - 1996/97 (1989 E.F.Y.)**

TABLE 5.16

INDUSTRIAL GROUP	1985	1986	1987	1988	1989
MANUFACTURE OF FOOD PRODUCTS AND BEVERAGES.....	0.068	0.071	0.052	0.045	0.048
Production, processing and preserving of meat, fruit and vegetables .....	0.097	0.153	0.084	0.060	0.086
Manufacture of vegetable and animal oils and fats...	0.070	0.064	0.053	0.058	0.054
Manufacture of dairy products .....	0.029	0.039	0.002	0.040	0.098
Manufacture of grain mill products .....	0.026	0.029	0.021	0.015	0.017
Manufacture of prepared animal feeds .....	0.024	0.011	0.009	0.033	0.011
Manufacture of bakery products .....	0.055	0.059	0.033	0.039	0.043
Manufacture of sugar and sugar confectionery .....	0.073	0.140	0.121	0.052	0.049
Manufacture of macaroni and spaghetti.....	0.077	0.034	0.024	0.026	0.028
Manufacture of food products n.e.c. ....	0.039	0.083	0.073	0.036	0.048
Distilling, rectifying and blending of spirits .....	0.207	0.129	0.207	0.115	0.112
Manufacture of wines .....	0.012	0.013	0.012	0.014	0.010
Manufacture of malt liquors and malt .....	0.122	0.117	0.107	0.093	0.121
Manufacture of soft drinks & production of mineral waters .....	0.081	0.046	0.039	0.040	0.038
MANUFACTURE OF TOBACCO PRODUCTS .....	0.017	0.010	0.009	0.031	0.009
Manufacture of tobacco products.....	0.017	0.010	0.009	0.031	0.009
MANUFACTURE OF TEXTILES .....	0.144	0.099	0.110	0.086	0.098
Spinning, weaving and finishing of textiles .....	0.153	0.114	0.119	0.092	0.106
Manufacture of cordage, rope, twine and netting ....	0.033	0.017	0.032	0.031	0.025
Knitting mills .....	0.009	0.007	0.010	0.013	0.025
MANUFACTURE OF WEARING APPAREL, EXCEPT FUR APPAREL....	0.009	0.010	0.010	0.008	0.030
Manufacture of wearing apparel except fur apparel...	0.009	0.010	0.010	0.008	0.030
TANNING AND DRESSING OF LEATHER; MANUFACTURE OF FOOTWEAR, LUGGAGE AND HANDBAGS .....	0.027	0.021	0.014	0.013	0.018
Tanning and dressing of leather, luggage and handbags	0.023	0.020	0.011	0.011	0.018
Manufacture of footwear.....	0.035	0.022	0.024	0.022	0.018
MANUFACTURE OF WOOD AND OF PRODUCTS OF WOOD AND CORK, EXCEPT FURNITURE .....	0.232	0.166	0.163	0.140	0.186
Manufacture of wood and of products of wood and cork, except furniture.....	0.232	0.166	0.163	0.140	0.186
MANUFACTURE OF PAPER, PAPER PRODUCTS AND PRINTING.....	0.053	0.040	0.052	0.038	0.052
Manufacture of paper and paper products.....	0.079	0.063	0.081	0.061	0.087
Publishing and printing services.....	0.020	0.014	0.018	0.013	0.015
MANUFACTURE OF CHEMICALS AND CHEMICAL PRODUCTS.....	0.020	0.014	0.013	0.017	0.030
Manufacture of basic chemicals, except fertilizers and nitrogen compounds.....	0.132	0.068	0.165	0.096	0.237
Manufacture of paints, varnishes and mastics .....	0.002	0.001	0.004	0.005	0.004

RATIO OF COST OF ENERGY CONSUMED TO TOTAL INDUSTRIAL COST BY INDUSTRIAL GROUP - PUBLIC AND PRIVATE  
1992/93(1985 E.F.Y.) - 1996/97 (1989 E.F.Y.)

TABLE 5.16(Contd..)

INDUSTRIAL GROUP	1985	1986	1987	1988	1989
Manufacture of pharmaceuticals, medicinal chemicals and botanical products.....	0.014	0.009	0.012	0.009	0.009
Manufacture of soap and detergents cleaning and polishing, perfumes and toilet preparations.....	0.034	0.031	0.022	0.017	0.025
Manufacture of chemical products n.e.c. ....	0.005	0.001	0.001	0.014	0.009
<b>MANUFACTURE OF RUBBER AND PLASTIC PRODUCTS.....</b>	<b>0.116</b>	<b>0.056</b>	<b>0.054</b>	<b>0.061</b>	<b>0.075</b>
Manufacture of rubber products.....	0.177	0.093	0.089	0.086	0.122
Manufacture of plastic products.....	0.038	0.023	0.025	0.036	0.028
<b>MANUFACTURE OF OTHER NON-METALLIC MINERAL PRODUCTS ...</b>	<b>0.651</b>	<b>0.540</b>	<b>0.477</b>	<b>0.430</b>	<b>0.426</b>
Manufacture of glass and glass products.....	0.367	0.313	0.448	0.382	0.407
Manufacture of structural clay products .....	0.634	0.533	0.802	0.827	0.839
Manufacture of cement, lime and plaster .....	0.716	0.632	0.621	0.580	0.535
Manufacture of articles of concrete, cement and plaster .....	0.093	0.028	0.046	0.021	0.037
Manufacture of non-metallic mineral products n.e.c..	0.140	0.131	0.119	0.068	0.160
<b>MANUFACTURE OF BASIC IRON AND STEEL.....</b>	<b>0.050</b>	<b>0.018</b>	<b>0.022</b>	<b>0.017</b>	<b>0.018</b>
Manufacture of basic iron and steel.....	0.050	0.018	0.022	0.017	0.018
<b>MANUFACTURE OF FABRICATED METAL PRODUCTS EXCEPT MACHINERY AND EQUIPMENT .....</b>	<b>0.066</b>	<b>0.036</b>	<b>0.051</b>	<b>0.036</b>	<b>0.042</b>
Manufacture of structural metal products, tanks, reservoirs and containers of metal .....	0.015	0.012	0.012	0.014	0.023
Manufacture of cutlery, hand tools and general hardware .....	0.019	0.013	0.047	0.037	0.033
Manufacture of other fabricated metal products .....	0.099	0.059	0.068	0.042	0.050
<b>MANUFACTURE OF MACHINERY AND EQUIPMENT N.E.C. ....</b>	<b>0.097</b>	<b>0.101</b>	<b>0.077</b>	<b>0.063</b>	<b>0.049</b>
Manufacture of pumps, compressors, taps and valves..	0.222	0.255	0.100	0.125	0.064
Manufacture of ovens, furnaces and furnace burners..	-	-	-	0.016	0.026
Manufacture of other general purpose machinery.....	-	-	-	0.015	0.041
Manufacture of machinery for food and beverage processing .....	-	-	-	0.056	0.036
Manufacture of accumulators, primary cells and and primary batteries .....	0.027	0.024	0.039	0.032	0.070
<b>MANUFACTURE OF MOTOR VEHICLES .....</b>	<b>0.007</b>	<b>0.010</b>	<b>0.001</b>	<b>0.002</b>	<b>0.005</b>
Manufacture of bodies for motor vehicles.....	0.007	0.010	0.001	0.002	0.005
Manufacture of parts and accessories for motor vehicles and their engines.....	-	-	-	0.167	0.253
<b>MANUFACTURE OF FURNITURE; MANUFACTURING N.E.C. ....</b>	<b>0.025</b>	<b>0.024</b>	<b>0.015</b>	<b>0.015</b>	<b>0.015</b>
Manufacture of furniture; manufacturing n.e.c.....	0.025	0.024	0.015	0.015	0.015
<b>T O T A L</b>	<b>0.102</b>	<b>0.081</b>	<b>0.071</b>	<b>0.066</b>	<b>0.081</b>

RATIO OF VALUE ADDED\* TO GROSS VALUE OF PRODUCTION - PUBLIC AND PRIVATE  
1992/93(1985 E.F.Y.) - 1996/97 (1989 E.F.Y.)

TABLE 5.17

INDUSTRIAL GROUP	1985	1986	1987	1988	1989
MANUFACTURE OF FOOD PRODUCTS AND BEVERAGES.....	0.193	0.276	0.289	0.301	0.298
Production, processing and preserving of meat, fruit and vegetables .....	0.275	0.162	0.218	0.204	0.251
Manufacture of vegetable and animal oils and fats...	0.198	0.143	0.189	0.241	0.134
Manufacture of dairy products .....	0.200	0.507	0.032	0.038	0.296
Manufacture of grain mill products .....	0.206	0.241	0.206	0.170	0.140
Manufacture of prepared animal feeds .....	-0.513	0.178	0.321	0.267	0.271
Manufacture of bakery products .....	-0.185	0.287	0.193	0.212	0.208
Manufacture of sugar and sugar confectionery .....	0.296	0.272	0.524	0.531	0.561
Manufacture of macaroni and spaghetti.....	0.549	0.312	0.182	0.382	0.422
Manufacture of food products n.e.c. ....	0.074	0.494	0.353	0.296	0.371
Distilling, rectifying and blending of spirits .....	0.027	0.212	0.233	0.227	0.313
Manufacture of wines .....	0.391	0.453	0.253	0.272	0.228
Manufacture of malt liquors and malt .....	0.137	0.325	0.329	0.237	0.220
Manufacture of soft drinks & production of mineral waters .....	0.191	0.232	0.179	0.194	0.155
MANUFACTURE OF TOBACCO PRODUCTS .....	0.256	0.300	0.286	0.315	0.270
Manufacture of tobacco products.....	0.256	0.300	0.286	0.315	0.270
MANUFACTURE OF TEXTILES .....	0.339	0.307	0.282	0.224	0.209
Spinning, weaving and finishing of textiles .....	0.335	0.315	0.279	0.216	0.196
Manufacture of cordage, rope, twine and netting ....	0.420	0.253	0.307	0.296	0.317
Knitting mills .....	0.118	0.198	0.252	0.238	0.255
MANUFACTURE OF WEARING APPAREL, EXCEPT FUR APPAREL....	0.281	0.277	0.228	0.211	0.260
Manufacture of wearing apparel except fur apparel...	0.281	0.277	0.228	0.211	0.260
TANNING AND DRESSING OF LEATHER; MANUFACTURE OF FOOTWEAR, LUGGAGE AND HANDBAGS .....	0.276	0.335	0.224	0.230	0.274
Tanning and dressing of leather, luggage and handbags	0.299	0.346	0.212	0.217	0.275
Manufacture of footwear.....	0.205	0.300	0.269	0.273	0.271
MANUFACTURE OF WOOD AND OF PRODUCTS OF WOOD AND CORK, EXCEPT FURNITURE .....	0.423	0.480	0.489	0.482	0.462
Manufacture of wood and of products of wood and cork, except furniture.....	0.423	0.480	0.489	0.482	0.462
MANUFACTURE OF PAPER, PAPER PRODUCTS AND PRINTING.....	0.415	0.434	0.375	0.363	0.357
Manufacture of paper and paper products.....	0.315	0.382	0.233	0.223	0.299
Publishing and printing services.....	0.501	0.489	0.482	0.466	0.411
MANUFACTURE OF CHEMICALS AND CHEMICAL PRODUCTS.....	0.283	0.258	0.206	0.160	0.235
Manufacture of basic chemicals, except fertilizers and nitrogen compounds.....	0.468	0.437	0.534	-3.367	-0.158
Manufacture of paints, varnishes and mastics .....	0.306	0.235	0.219	0.214	0.262

\* IN THE NATIONAL ACCOUNT CONCEPT AT FACTOR COST

**RATIO OF VALUE ADDED\* TO GROSS VALUE OF PRODUCTION - PUBLIC AND PRIVATE**  
**1992/93(1985 E.F.Y.) - 1996/97 (1989 E.F.Y.)**

TABLE 5.17(Contd..)

INDUSTRIAL GROUP	1985	1986	1987	1988	1989
Manufacture of pharmaceuticals, medicinal chemicals and botanical products.....	0.289	0.370	0.310	0.254	0.362
Manufacture of soap and detergents cleaning and polishing, perfumes and toilet preparations.....	0.282	0.251	0.192	0.215	0.208
Manufacture of chemical products n.e.c. ....	0.130	0.062	0.076	0.315	0.195
<b>MANUFACTURE OF RUBBER AND PLASTIC PRODUCTS.....</b>	<b>0.343</b>	<b>0.307</b>	<b>0.316</b>	<b>0.284</b>	<b>0.255</b>
Manufacture of rubber products.....	0.312	0.339	0.319	0.314	0.182
Manufacture of plastic products.....	0.384	0.271	0.314	0.256	0.323
<b>MANUFACTURE OF OTHER NON-METALLIC MINERAL PRODUCTS ...</b>	<b>0.290</b>	<b>0.332</b>	<b>0.331</b>	<b>0.361</b>	<b>0.344</b>
Manufacture of glass and glass products.....	0.335	0.537	0.458	0.458	0.552
Manufacture of structural clay products .....	0.417	0.160	0.399	0.456	0.391
Manufacture of cement, lime and plaster .....	0.271	0.295	0.300	0.346	0.327
Manufacture of articles of concrete, cement and plaster .....	0.336	0.420	0.381	0.359	0.397
Manufacture of non-metallic mineral products n.e.c..	0.366	0.492	0.330	0.392	0.325
<b>MANUFACTURE OF BASIC IRON AND STEEL.....</b>	<b>0.291</b>	<b>0.196</b>	<b>0.277</b>	<b>0.185</b>	<b>0.195</b>
Manufacture of basic iron and steel.....	0.291	0.196	0.277	0.185	0.195
<b>MANUFACTURE OF FABRICATED METAL PRODUCTS EXCEPT MACHINERY AND EQUIPMENT .....</b>	<b>0.268</b>	<b>0.271</b>	<b>0.264</b>	<b>0.289</b>	<b>0.304</b>
Manufacture of structural metal products, tanks, reservoirs and containers of metal .....	0.469	0.267	0.225	0.288	0.382
Manufacture of cutlery, hand tools and general hardware .....	0.333	0.303	0.359	0.288	0.245
Manufacture of other fabricated metal products .....	0.184	0.251	0.228	0.290	0.305
<b>MANUFACTURE OF MACHINERY AND EQUIPMENT N.E.C. ....</b>	<b>0.269</b>	<b>0.413</b>	<b>0.303</b>	<b>0.367</b>	<b>0.380</b>
Manufacture of pumps, compressors, taps and valves..	-0.324	0.447	0.286	0.308	0.435
Manufacture of ovens, furnaces and furnace burners..	-	-	-	0.364	0.413
Manufacture of other general purpose machinery.....	-	-	-	0.429	0.464
Manufacture of machinery for food and beverage processing .....	-	-	-	0.712	0.349
Manufacture of accumulators, primary cells and and primary batteries .....	0.450	0.392	0.330	0.132	-0.776
<b>MANUFACTURE OF MOTOR VEHICLES .....</b>	<b>0.278</b>	<b>0.168</b>	<b>0.104</b>	<b>0.172</b>	<b>0.212</b>
Manufacture of bodies for motor vehicles.....	0.278	0.168	0.104	0.172	0.211
Manufacture of parts and accessories for motor vehicles and their engines.....	-	-	-	0.750	0.544
<b>MANUFACTURE OF FURNITURE; MANUFACTURING N.E.C. ....</b>	<b>0.378</b>	<b>0.402</b>	<b>0.390</b>	<b>0.374</b>	<b>0.367</b>
Manufacture of furniture; manufacturing n.e.c.....	0.378	0.402	0.390	0.374	0.367
<b>T O T A L</b>	<b>0.267</b>	<b>0.296</b>	<b>0.273</b>	<b>0.275</b>	<b>0.280</b>

\* IN THE NATIONAL ACCOUNT CONCEPT AT FACTOR COST

TABLE 5.18

INDUSTRIAL GROUP	1985	1986	1987	1988	1989
MANUFACTURE OF FOOD PRODUCTS AND BEVERAGES.....	8,520	15,115	21,207	27,643	27,598
Production, processing and preserving of meat, fruit and vegetables .....	3,217	2,825	3,332	4,380	3,910
Manufacture of vegetable and animal oils and fats...	4,960	3,669	6,976	8,559	5,559
Manufacture of dairy products .....	18,988	44,923	9,589	1,473	12,549
Manufacture of grain mill products .....	8,506	15,450	21,453	22,683	19,448
Manufacture of prepared animal feeds .....	-5,948	4,286	11,240	5,297	5,055
Manufacture of bakery products .....	-3,803	8,516	7,701	12,034	9,956
Manufacture of sugar and sugar confectionery .....	15,264	15,829	36,550	69,892	67,604
Manufacture of macaroni and spaghetti.....	19,835	22,139	20,876	59,627	54,777
Manufacture of food products n.e.c. ....	9,166	19,636	19,600	21,310	34,710
Distilling, rectifying and blending of spirits .....	1,510	12,887	11,797	17,061	24,174
Manufacture of wines .....	11,497	14,224	11,752	11,742	7,062
Manufacture of malt liquors and malt .....	15,019	41,361	53,014	42,053	39,828
Manufacture of soft drinks & production of mineral waters .....	7,355	13,604	12,898	15,171	13,764
MANUFACTURE OF TOBACCO PRODUCTS .....	48,960	57,850	57,844	78,419	68,153
Manufacture of tobacco products.....	48,960	57,850	57,844	78,419	68,153
MANUFACTURE OF TEXTILES .....	4,432	6,512	5,342	5,512	5,143
Spinning, weaving and finishing of textiles .....	4,596	6,609	5,338	5,430	4,811
Manufacture of cordage, rope, twine and netting ....	3,289	5,923	5,431	6,162	8,089
Knitting mills .....	1,703	3,047	4,174	5,017	4,921
MANUFACTURE OF WEARING APPAREL, EXCEPT FUR APPAREL....	4,809	5,189	3,701	3,695	3,289
Manufacture of wearing apparel except fur apparel...	4,809	5,189	3,701	3,695	3,289
TANNING AND DRESSING OF LEATHER; MANUFACTURE OF FOOTWEAR, LUGGAGE AND HANDBAGS .....	12,653	17,400	18,927	18,540	21,591
Tanning and dressing of leather, luggage and handbags	20,387	29,804	30,375	29,487	33,495
Manufacture of footwear.....	4,713	6,790	8,591	9,230	10,505
MANUFACTURE OF WOOD AND OF PRODUCTS OF WOOD AND CORK, EXCEPT FURNITURE .....	4,267	10,559	12,613	12,699	13,291
Manufacture of wood and of products of wood and cork, except furniture.....	4,267	10,559	12,613	12,699	13,291
MANUFACTURE OF PAPER, PAPER PRODUCTS AND PRINTING.....	13,241	19,585	15,045	18,993	18,337
Manufacture of paper and paper products.....	15,962	30,323	14,815	21,559	25,751
Publishing and printing services.....	12,127	15,110	15,130	18,235	15,375
MANUFACTURE OF CHEMICALS AND CHEMICAL PRODUCTS.....	23,241	29,604	21,513	17,823	22,009
Manufacture of basic chemicals, except fertilizers and nitrogen compounds.....	11,345	13,762	16,742	-39,325	-4,199
Manufacture of paints, varnishes and mastics .....	34,812	38,769	25,992	40,149	54,352

\* IN THE NATIONAL ACCOUNT CONCEPT AT FACTOR COST

VALUE ADDED\* PER PERSON ENGAGED BY INDUSTRIAL GROUP - PUBLIC AND PRIVATE  
1992/93(1985 E.F.Y.) - 1996/97 (1989 E.F.Y.)

TABLE 5.18 (Contd..)

INDUSTRIAL GROUP	1985	1987	1988	1988	1989
Manufacture of pharmaceuticals, medicinal chemicals and botanical products.....	25,870	51,521	35,898	30,093	77,479
Manufacture of soap and detergents cleaning and polishing, perfumes and toilet preparations.....	20,134	20,168	14,481	26,641	14,971
Manufacture of chemical products n.e.c. ....	20,120	26,298	31,993	29,273	18,559
MANUFACTURE OF RUBBER AND PLASTIC PRODUCTS.....	19,100	27,102	25,388	23,787	31,433
Manufacture of rubber products.....	20,433	36,226	25,896	25,461	27,249
Manufacture of plastic products.....	17,871	20,035	24,941	22,087	34,178
MANUFACTURE OF OTHER NON-METALLIC MINERAL PRODUCTS ...	11,444	15,916	20,750	24,725	27,684
Manufacture of glass and glass products.....	4,507	22,882	20,472	15,779	18,875
Manufacture of structural clay products .....	7,348	2,127	5,422	6,139	11,260
Manufacture of cement, lime and plaster .....	17,428	28,684	36,939	55,377	61,710
Manufacture of articles of concrete, cement and plaster .....	4,693	6,634	14,591	10,705	9,009
Manufacture of non-metallic mineral products n.e.c..	6,443	16,263	7,439	28,289	23,689
MANUFACTURE OF BASIC IRON AND STEEL.....	14,907	38,278	52,097	46,640	52,224
Manufacture of basic iron and steel.....	14,907	38,278	52,097	46,640	52,224
MANUFACTURE OF FABRICATED METAL PRODUCTS EXCEPT MACHINERY AND EQUIPMENT .....	7,130	12,030	10,944	15,690	16,198
Manufacture of structural metal products, tanks, reservoirs and containers of metal .....	11,603	6,111	5,840	9,192	9,231
Manufacture of cutlery, hand tools and general hardware .....	9,810	15,693	13,499	13,138	11,052
Manufacture of other fabricated metal products .....	4,636	13,100	12,657	21,774	23,545
MANUFACTURE OF MACHINERY AND EQUIPMENT N.E.C. ....	4,371	10,271	7,125	7,854	7,308
Manufacture of pumps, compressors, taps and valves..	-1,888	6,924	6,581	8,083	15,643
Manufacture of ovens, furnaces and furnace burners..	-	-	-	12,398	12,853
Manufacture of other general purpose machinery.....	-	-	-	6,869	5,246
Manufacture of machinery for food and beverage processing .....	-	-	-	9,103	4,781
Manufacture of accumulators, primary cells and and primary batteries .....	15,952	15,638	7,959	2,415	-2,560
MANUFACTURE OF MOTOR VEHICLES .....	54,261	58,052	82,727	52,576	34,798
Manufacture of bodies for motor vehicles.....	54,261	58,052	82,727	54,429	35,330
Manufacture of parts and accessories for motor vehicles and their engines.....	-	-	-	3,595	9,642
MANUFACTURE OF FURNITURE; MANUFACTURING N.E.C. ....	6,337	8,147	9,093	10,058	9,027
Manufacture of furniture; manufacturing n.e.c.....	6,337	8,147	9,093	10,058	9,027
T O T A L	8,660	13,361	14,822	17,476	18,052

\* IN THE NATIONAL ACCOUNT CONCEPT AT FACTOR COST

**RATIO OF WAGES AND SALARIES TO VALUE ADDED\* BY INDUSTRIAL GROUP - PUBLIC AND PRIVATE**  
**1992/93(1985 E.F.Y.) - 1996/97 (1989 E.F.Y.)**

TABLE 5.19

INDUSTRIAL GROUP	1985	1986	1987	1988	1989
MANUFACTURE OF FOOD PRODUCTS AND BEVERAGES.....	0.511	0.312	0.243	0.207	0.223
Production, processing and preserving of meat, fruit and vegetables .....	1.046	1.270	1.031	0.878	0.900
Manufacture of vegetable and animal oils and fats...	0.878	1.105	0.584	0.499	0.746
Manufacture of dairy products .....	0.166	0.070	0.359	2.226	0.261
Manufacture of grain mill products .....	0.474	0.299	0.256	0.248	0.293
Manufacture of prepared animal feeds .....	-0.301	0.548	0.317	0.770	0.640
Manufacture of bakery products .....	-0.547	0.371	0.314	0.290	0.356
Manufacture of sugar and sugar confectionery .....	0.365	0.404	0.200	0.126	0.139
Manufacture of macaroni and spaghetti.....	0.094	0.147	0.214	0.076	0.104
Manufacture of food products n.e.c. ....	0.631	0.150	0.144	0.157	0.105
Distilling, rectifying and blending of spirits .....	3.371	0.431	0.369	0.355	0.277
Manufacture of wines .....	0.333	0.314	0.450	0.553	0.863
Manufacture of malt liquors and malt .....	0.340	0.136	0.120	0.166	0.213
Manufacture of soft drinks & production of mineral waters .....	0.654	0.391	0.436	0.370	0.448
MANUFACTURE OF TOBACCO PRODUCTS .....	0.096	0.110	0.150	0.116	0.187
Manufacture of tobacco products.....	0.096	0.110	0.150	0.116	0.187
MANUFACTURE OF TEXTILES .....	0.765	0.589	0.696	0.670	0.732
Spinning, weaving and finishing of textiles .....	0.769	0.598	0.721	0.698	0.774
Manufacture of cordage, rope, twine and netting ....	0.707	0.503	0.501	0.489	0.531
Knitting mills .....	1.362	0.698	0.570	0.406	0.466
MANUFACTURE OF WEARING APPAREL, EXCEPT FUR APPAREL....	0.623	0.576	0.779	0.813	0.980
Manufacture of wearing apparel except fur apparel...	0.623	0.576	0.779	0.813	0.980
TANNING AND DRESSING OF LEATHER; MANUFACTURE OF FOOTWEAR, LUGGAGE AND HANDBAGS .....	0.392	0.300	0.310	0.337	0.269
Tanning and dressing of leather, luggage and handbags	0.275	0.227	0.258	0.282	0.217
Manufacture of footwear.....	0.910	0.578	0.477	0.488	0.425
MANUFACTURE OF WOOD AND OF PRODUCTS OF WOOD AND CORK, EXCEPT FURNITURE .....	0.642	0.392	0.343	0.360	0.345
Manufacture of wood and of products of wood and cork, except furniture.....	0.642	0.392	0.343	0.360	0.345
MANUFACTURE OF PAPER, PAPER PRODUCTS AND PRINTING.....	0.405	0.292	0.412	0.335	0.373
Manufacture of paper and paper products.....	0.318	0.173	0.414	0.283	0.257
Publishing and printing services.....	0.451	0.391	0.411	0.353	0.450
MANUFACTURE OF CHEMICALS AND CHEMICAL PRODUCTS.....	0.216	0.175	0.225	0.310	0.248
Manufacture of basic chemicals, except fertilizers and nitrogen compounds.....	0.468	0.435	0.383	-0.154	-1.411
Manufacture of paints, varnishes and mastics .....	0.162	0.168	0.220	0.164	0.117

\* IN THE NATIONAL ACCOUNT CONCEPT AT FACTOR COST

**RATIO OF WAGES AND SALARIES TO VALUE ADDED\* BY INDUSTRIAL GROUP - PUBLIC AND PRIVATE**  
**1992/93(1985 E.F.Y.) - 1996/97 (1989 E.F.Y.)**

TABLE 5.19(Contd..)

INDUSTRIAL GROUP	1985	1986	1987	1988	1989
Manufacture of pharmaceuticals, medicinal chemicals and botanical products.....	0.196	0.106	0.169	0.218	0.103
Manufacture of soap and detergents cleaning and polishing, perfumes and toilet preparations.....	0.215	0.209	0.250	0.166	0.286
Manufacture of chemical products n.e.c. ....	0.428	0.371	0.253	0.263	0.195
<b>MANUFACTURE OF RUBBER AND PLASTIC PRODUCTS.....</b>	<b>0.310</b>	<b>0.224</b>	<b>0.274</b>	<b>0.252</b>	<b>0.246</b>
Manufacture of rubber products.....	0.319	0.194	0.295	0.226	0.369
Manufacture of plastic products.....	0.301	0.266	0.254	0.283	0.181
<b>MANUFACTURE OF OTHER NON-METALLIC MINERAL PRODUCTS ...</b>	<b>0.337</b>	<b>0.253</b>	<b>0.203</b>	<b>0.208</b>	<b>0.198</b>
Manufacture of glass and glass products.....	0.654	0.204	0.256	0.279	0.238
Manufacture of structural clay products .....	0.388	1.424	0.644	0.561	0.503
Manufacture of cement, lime and plaster .....	0.251	0.174	0.144	0.161	0.133
Manufacture of articles of concrete, cement and plaster .....	0.708	0.470	0.222	0.283	0.393
Manufacture of non-metallic mineral products n.e.c..	0.725	0.282	0.517	0.234	0.238
<b>MANUFACTURE OF BASIC IRON AND STEEL.....</b>	<b>0.405</b>	<b>0.167</b>	<b>0.120</b>	<b>0.160</b>	<b>0.156</b>
Manufacture of basic iron and steel.....	0.405	0.167	0.120	0.160	0.156
<b>MANUFACTURE OF FABRICATED METAL PRODUCTS EXCEPT MACHINERY AND EQUIPMENT .....</b>	<b>0.828</b>	<b>0.463</b>	<b>0.504</b>	<b>0.371</b>	<b>0.354</b>
Manufacture of structural metal products, tanks, reservoirs and containers of metal .....	0.541	0.641	0.654	0.416	0.432
Manufacture of cutlery, hand tools and general hardware .....	0.534	0.336	0.425	0.467	0.506
Manufacture of other fabricated metal products .....	1.344	0.516	0.519	0.320	0.297
<b>MANUFACTURE OF MACHINERY AND EQUIPMENT N.E.C. ....</b>	<b>1.285</b>	<b>0.566</b>	<b>0.870</b>	<b>0.631</b>	<b>0.647</b>
Manufacture of pumps, compressors, taps and valves..	-2.784	0.888	0.968	0.871	0.481
Manufacture of ovens, furnaces and furnace burners..	-	-	-	0.250	0.240
Manufacture of other general purpose machinery.....	-	-	-	0.274	0.577
Manufacture of machinery for food and beverage processing .....	-	-	-	0.398	0.699
Manufacture of accumulators, primary cells and and primary batteries .....	0.394	0.337	0.746	2.527	-2.172
<b>MANUFACTURE OF MOTOR VEHICLES .....</b>	<b>0.177</b>	<b>0.173</b>	<b>0.141</b>	<b>0.151</b>	<b>0.251</b>
Manufacture of bodies for motor vehicles.....	0.177	0.173	0.141	0.150	0.250
Manufacture of parts and accessories for motor vehicles and their engines.....	-	-	-	0.676	0.364
<b>MANUFACTURE OF FURNITURE; MANUFACTURING N.E.C. ....</b>	<b>0.695</b>	<b>0.493</b>	<b>0.473</b>	<b>0.408</b>	<b>0.439</b>
Manufacture of furniture; manufacturing n.e.c.....	0.695	0.493	0.473	0.408	0.439
<b>T O T A L</b>	<b>0.474</b>	<b>0.336</b>	<b>0.317</b>	<b>0.287</b>	<b>0.291</b>

\* IN THE NATIONAL ACCOUNT CONCEPT AT FACTOR COST

TABLE 5.20

INDUSTRIAL GROUP	1985	1986	1987	1988	1989
MANUFACTURE OF FOOD PRODUCTS AND BEVERAGES.....	0.094	0.190	0.219	0.239	0.231
Production, processing and preserving of meat, fruit and vegetables .....	-0.013	-0.044	-0.007	0.025	0.025
Manufacture of vegetable and animal oils and fats...	0.024	-0.015	0.079	0.121	0.034
Manufacture of dairy products .....	0.167	0.471	0.020	-0.046	0.219
Manufacture of grain mill products .....	0.108	0.169	0.153	0.128	0.099
Manufacture of prepared animal feeds .....	-0.667	0.081	0.220	0.061	0.097
Manufacture of bakery products .....	-0.287	0.181	0.132	0.150	0.134
Manufacture of sugar and sugar confectionery .....	0.188	0.162	0.419	0.464	0.483
Manufacture of macaroni and spaghetti.....	0.498	0.266	0.143	0.353	0.378
Manufacture of food products n.e.c. ....	0.027	0.420	0.302	0.250	0.332
Distilling, rectifying and blending of spirits .....	-0.063	0.121	0.147	0.146	0.226
Manufacture of wines .....	0.261	0.311	0.139	0.121	0.031
Manufacture of malt liquors and malt .....	0.090	0.281	0.290	0.198	0.173
Manufacture of soft drinks & production of mineral waters .....	0.066	0.141	0.101	0.122	0.086
MANUFACTURE OF TOBACCO PRODUCTS .....	0.231	0.267	0.243	0.279	0.220
Manufacture of tobacco products.....	0.231	0.267	0.243	0.279	0.220
MANUFACTURE OF TEXTILES .....	0.080	0.126	0.086	0.074	0.056
Spinning, weaving and finishing of textiles .....	0.077	0.126	0.078	0.065	0.044
Manufacture of cordage, rope, twine and netting ....	0.123	0.125	0.153	0.151	0.148
Knitting mills .....	-0.043	0.060	0.108	0.141	0.135
MANUFACTURE OF WEARING APPAREL, EXCEPT FUR APPAREL....	0.106	0.117	0.051	0.040	0.005
Manufacture of wearing apparel except fur apparel...	0.106	0.117	0.051	0.040	0.005
TANNING AND DRESSING OF LEATHER; MANUFACTURE OF FOOTWEAR, LUGGAGE AND HANDBAGS .....	0.168	0.235	0.154	0.152	0.200
Tanning and dressing of leather, luggage and handbags	0.217	0.268	0.158	0.156	0.215
Manufacture of footwear.....	0.019	0.127	0.141	0.140	0.156
MANUFACTURE OF WOOD AND OF PRODUCTS OF WOOD AND CORK, EXCEPT FURNITURE .....	0.151	0.292	0.321	0.309	0.302
Manufacture of wood and of products of wood and cork, except furniture.....	0.151	0.292	0.321	0.309	0.302
MANUFACTURE OF PAPER, PAPER PRODUCTS AND PRINTING.....	0.247	0.307	0.221	0.242	0.224
Manufacture of paper and paper products.....	0.215	0.316	0.137	0.160	0.222
Publishing and printing services.....	0.275	0.298	0.284	0.302	0.226
MANUFACTURE OF CHEMICALS AND CHEMICAL PRODUCTS.....	0.222	0.213	0.159	0.110	0.177
Manufacture of basic chemicals, except fertilizers and nitrogen compounds.....	0.249	0.247	0.329	-3.883	-0.382
Manufacture of paints, varnishes and mastics .....	0.257	0.196	0.171	0.179	0.231

RATIO OF OPERATING SURPLUS TO GROSS VALUE OF PRODUCTION BY INDUSTRIAL GROUP - PUBLIC AND PRIVATE  
1992/93(1985 E.F.Y.) - 1996/97 (1989 E.F.Y.)

TABLE 5.20(Contd..)

INDUSTRIAL GROUP	1985	1986	1987	1988	1989
Manufacture of pharmaceuticals, medicinal chemicals and botanical products.....	0.232	0.331	0.258	0.199	0.325
Manufacture of soap and detergents cleaning and polishing, perfumes and toilet preparations.....	0.221	0.198	0.144	0.180	0.148
Manufacture of chemical products n.e.c. ....	0.074	0.039	0.057	0.232	0.157
<b>MANUFACTURE OF RUBBER AND PLASTIC PRODUCTS.....</b>	<b>0.237</b>	<b>0.238</b>	<b>0.230</b>	<b>0.212</b>	<b>0.192</b>
Manufacture of rubber products.....	0.212	0.273	0.225	0.243	0.115
Manufacture of plastic products.....	0.268	0.199	0.234	0.183	0.264
<b>MANUFACTURE OF OTHER NON-METALLIC MINERAL PRODUCTS ...</b>	<b>0.193</b>	<b>0.248</b>	<b>0.264</b>	<b>0.285</b>	<b>0.276</b>
Manufacture of glass and glass products.....	0.116	0.428	0.341	0.330	0.421
Manufacture of structural clay products .....	0.256	-0.068	0.142	0.200	0.194
Manufacture of cement, lime and plaster .....	0.203	0.244	0.257	0.290	0.284
Manufacture of articles of concrete, cement and plaster .....	0.098	0.222	0.296	0.258	0.241
Manufacture of non-metallic mineral products n.e.c..	0.101	0.354	0.159	0.300	0.247
<b>MANUFACTURE OF BASIC IRON AND STEEL.....</b>	<b>0.173</b>	<b>0.163</b>	<b>0.244</b>	<b>0.156</b>	<b>0.165</b>
Manufacture of basic iron and steel.....	0.173	0.163	0.244	0.156	0.165
<b>MANUFACTURE OF FABRICATED METAL PRODUCTS EXCEPT MACHINERY AND EQUIPMENT .....</b>	<b>0.046</b>	<b>0.146</b>	<b>0.131</b>	<b>0.182</b>	<b>0.196</b>
Manufacture of structural metal products, tanks, reservoirs and containers of metal .....	0.215	0.096	0.078	0.168	0.217
Manufacture of cutlery, hand tools and general hardware .....	0.155	0.201	0.207	0.153	0.121
Manufacture of other fabricated metal products .....	-0.063	0.122	0.110	0.197	0.214
<b>MANUFACTURE OF MACHINERY AND EQUIPMENT N.E.C. ....</b>	<b>-0.077</b>	<b>0.179</b>	<b>0.039</b>	<b>0.135</b>	<b>0.134</b>
Manufacture of pumps, compressors, taps and valves..	-1.224	0.050	0.009	0.040	0.226
Manufacture of ovens, furnaces and furnace burners..	-	-	-	0.273	0.314
Manufacture of other general purpose machinery.....	-	-	-	0.311	0.196
Manufacture of machinery for food and beverage processing .....	-	-	-	0.428	0.105
Manufacture of accumulators, primary cells and and primary batteries .....	0.273	0.260	0.084	-0.202	-2.463
<b>MANUFACTURE OF MOTOR VEHICLES .....</b>	<b>0.229</b>	<b>0.139</b>	<b>0.090</b>	<b>0.146</b>	<b>0.159</b>
Manufacture of bodies for motor vehicles.....	0.229	0.139	0.090	0.146	0.158
Manufacture of parts and accessories for motor vehicles and their engines.....	-	-	-	0.243	0.346
<b>MANUFACTURE OF FURNITURE; MANUFACTURING N.E.C. ....</b>	<b>0.115</b>	<b>0.204</b>	<b>0.206</b>	<b>0.221</b>	<b>0.206</b>
Manufacture of furniture; manufacturing n.e.c.....	0.115	0.204	0.206	0.221	0.206
<b>T O T A L</b>	<b>0.140</b>	<b>0.197</b>	<b>0.186</b>	<b>0.196</b>	<b>0.199</b>

# STATISTICAL TABLES ON ELECTRICITY INDUSTRIES

## PART VI

1992/93 – 1996/97 (1985 – 1989 E.F.Y.)

TABLE 61  
SEX RATIO OF EMPLOYEES

OCCUPATIONAL GROUP	1982		1985		1989	
	MALE	FEMALE	MALE	FEMALE	MALE	FEMALE
ADMINISTRATIVE, PROFESSIONAL AND TECHNICAL EMPLOYEES	1500	33	1278	33	1300	36
CLERICAL AND SALES EMPLOYEES	1531	40	1407	40	1407	42
SKILLED WORKING CLASS	258	30	295	30	299	28
UNSKILLED WORKING CLASS	1724	42	1638	44	1675	44
TOTAL	3183	105	3127	107	3182	108

TABLE 62  
NUMBER OF EMPLOYEES

OCCUPATIONAL GROUP	1982		1985		1989	
	MALE	FEMALE	MALE	FEMALE	MALE	FEMALE
ADMINISTRATIVE, PROFESSIONAL AND TECHNICAL EMPLOYEES	1500	33	1278	33	1300	36
CLERICAL AND SALES EMPLOYEES	1531	40	1407	40	1407	42
SKILLED WORKING CLASS	258	30	295	30	299	28
UNSKILLED WORKING CLASS	1724	42	1638	44	1675	44
TOTAL	3183	105	3127	107	3182	108



TABLE 6.1

OCCUPATIONAL GROUP	NUMBER OF EMPLOYEES*														
	1985			1986			1987			1988			1989		
	MALE	FEMAL	TOTAL	MALE	FEMALE	TOTAL	MALE	FEMALE	TOTAL	MALE	FEMALE	TOTAL	MALE	FEMAL	TOTAL
ADMINISTRATIVE, PROFESSIONAL AND TECHNICAL EMPLOYEES	1426	35	1461	1386	33	1419	1299	33	1332	1270	33	1303	1262	38	1300
CLERICAL AND SALES WORKERS	1395	450	1845	1528	547	2075	1531	547	2078	1497	544	2041	1487	622	2109
SKILLED PRODUCTION WORKERS	822	153	975	582	61	643	594	69	663	581	69	650	577	79	656
SEMI-SKILLED WORKERS	1617	39	1656	1675	36	1711	1724	40	1764	1686	40	1726	1675	46	1721
UNSKILLED WORKERS	1907	363	2270	2174	355	2529	2195	382	2577	2147	380	2527	2132	435	2567
<b>TOTAL</b>	<b>7167</b>	<b>1040</b>	<b>8207</b>	<b>7345</b>	<b>1032</b>	<b>8377</b>	<b>7343</b>	<b>1071</b>	<b>8414</b>	<b>7181</b>	<b>1066</b>	<b>8247</b>	<b>7133</b>	<b>1220</b>	<b>8353</b>

\*Excludes number of casual workers

NUMBER OF EMPLOYEES\* BY WAGES AND SALARIES GROUP AND BY SEX IN ELECTRICITY INDUSTRY  
1985 - 1989 E.F.Y. (1992/93 - 1996/97 G.C.)

TABLE 6.2

GROSS SALARY GROUP	NUMBER OF EMPLOYEES														
	1985			1986			1987			1988			1989		
	MALE	FEMAL	TOTAL	MALE	FEMALE	TOTAL	MALE	FEMALE	TOTAL	MALE	FEMALE	TOTAL	MALE	FEMAL	TOTAL
105-204	980	191	1171	1336	188	1524	1064	154	1218	537	60	597	498	208	706
205-304	1397	226	1623	1413	238	1651	1189	182	1371	699	77	776	887	84	971
305-504	2664	332	2996	2602	322	2924**	2687	392	3079	1942	348	2290	1317	239	1556
505-704	1278	222	1500	1253	220	1473	1597	266	1863	2020	301	2321	2115	308	2423
705-1004	703	64	767	620	58	678	685	70	755	1593	254	1847	1702	324	2026
1005-1304	104	3	107	91	3	94	92	4	96	317	21	338	522	50	572
1305-2000	41	2	43	30	3	33	29	3	32	70	5	75	89	6	95
OVER 2000										3		3	3	1	4
<b>TOTAL</b>	<b>7167</b>	<b>1040</b>	<b>8207</b>	<b>7345</b>	<b>1032</b>	<b>8377</b>	<b>7343</b>	<b>1071</b>	<b>8414</b>	<b>7181</b>	<b>1066</b>	<b>8247</b>	<b>7133</b>	<b>1220</b>	<b>8353</b>

\* Refers to the number of permanent employees in the month of June according to Ethiopian Fiscal Year.

\*\* Revised

**WAGES AND SALARIES\* PAID BY OCCUPATIONAL GROUP IN ELECTRICITY INDUSTRY**  
1985 - 1989 E.F.Y. (1992/93 - 1996/97 G.C.)

TABLE 6.3

(IN '000 BIRR)

OCCUPATIONAL GROUP	1985	1986**	1987	1988	1989
ADMINISTRATIVE, PROFESSIONAL AND TECHNICAL EMPLOYEES	9502	8986	10536	11064	13460
CLERICAL AND SALES WORKERS	9457	8944	10487	11013	13398
SKILLED PRODUCTION WORKERS	8861	8380	9825	10318	12552
SEMI-SKILLED WORKERS	8908	8424	9877	10372	12618
UNSKILLED WORKERS	11284	10671	12512	13140	15986
<b>TOTAL</b>	<b>48012</b>	<b>45405</b>	<b>53237</b>	<b>55907</b>	<b>68014</b>

\* Includes Wages of Casual Workers

\*\* Revised

**INSTALLED GENERATING CAPACITY AND ELECTRICITY PRODUCTION**  
1981 - 89 E.F.Y. (1988/89 - 1996/97 G.C.)

TABLE 6.4

YEAR	INSTALLED GENERATING CAPACITY (KW)			ELECTRICITY PRODUCTION ('000 KWH)		
	HYDRO	THERMAL	TOTAL	HYDRO	THERMAL	TOTAL
1981	360808	29064	389872	972595	45249	1017844
1982	372212	31245	403457	1087925	43356	1131281
1983	372414	25305	397719	1097488	31734	1129222
1984	372414	28456	400870	1126814	20081	1146895
1985	377414	33077	410491	1251075	26912	1277987
1986	378214	35612	413826	1350367	44612	1394979
1987	378030	33457	411487	1416434	35576	1452010
1988	377750	41453	419203	1507455	42441	1549896
1989	377750	38307	416057	1566375	47776	1614151

**ELECTRICITY SOLD AND REVENUE FROM SALES OF ELECTRICITY**  
1985 - 1989 E.F.Y. (1992/93 - 1996/97 G.C.)

**TABLE 6.5**

TYPE OF TARIFF	1985		1986		1987		1988		1989	
	ELECTRICITY SOLD		ELECTRICITY SOLD		ELECTRICITY SOLD		ELECTRICITY SOLD		ELECTRICITY SOLD	
	('000 KWH)	('000 BIRR)	('000 KWH)	('000 BIRR)	('000 KWH)	('000 BIRR)	('000 KWH)	('000 BIRR)	('000 KWH)	('000 BIRR)
DOMESTIC	421198	61159	460163	61860	512224	89277	551670	102144	573629	126478
COMMERCIAL	121405	44915	136672	47521	141715	55318	154811	62144	189922	82037
STREET LIGHTING	13190	4488	7686	2708	7974	2937	7311	2728	7935	2704
INDUSTRIAL	478778	101873	529420	119728	516444	133747	554058	148822	551120	151462
<b>TOTAL</b>	<b>1034571</b>	<b>212435</b>	<b>1133941</b>	<b>231817</b>	<b>1178357</b>	<b>281279</b>	<b>1267850</b>	<b>315838</b>	<b>1322606</b>	<b>362681</b>

**GROSS REVENUE FROM SALES, TOTAL INTERMEDIATE COST AND  
VALUE ADDED IN ELECTRICITY INDUSTRY**  
1985 - 1989 E.F.Y. (1992/93 - 1996/97 G.C.)

**TABLE 6.6**

(IN '000 BIRR)

YEAR	GROSS REVENUE FROM SALES	TOTAL INTERMEDIATE COST	VALUE ADDED
	1	2	3 = (1-2)
1985	220948	187970	32978
1986	254282	168049	86233
1987	292710	97201	195509
1988	363607*	110395	252212*
1989	432985	144047	288938

\*Revised

**VALUE OF FIXED ASSETS BY TYPE IN ELECTRICITY INDUSTRY**

1985 - 1989 E.F.Y. (1992/93 - 1996/97 G.C.)

**TABLE 6.7**

(IN '000 BIRR)

TYPE OF FIXED ASSETS	1985	1986	1987	1988*	1989
RESIDENTIAL & NON - RESIDENTIAL BUILDINGS	89162	92276	88795	157428	162927
OTHER CONSTRUCTION & WORKS	410524	254982	247014	273713	296846
MACHINERY & EQUIPMENT	472050	453926	436311	819076	949504
VEHICLES	11288	7390	5652	18589	15728
OTHERS	5711	2900	2329	1982	1569
<b>TOTAL</b>	<b>988735</b>	<b>811474</b>	<b>780101</b>	<b>1270788</b>	<b>1426574</b>

\* Revised.

**INVESTMENT IN FIXED ASSETS BY TYPE OF FIXED ASSETS IN ELECTRICITY INDUSTRY**

1985 - 1989 E.F.Y. (1992/93 - 1996/97 G.C.)

**TABLE 6.8**

(IN '000 BIRR)

TYPE OF FIXED ASSETS	1985	1986	1987	1988*	1989
RESIDENTIAL & NON - RESIDENTIAL BUILDINGS	132	N.A	-	87828	22220
OTHER CONSTRUCTION & WORKS	2007	N.A	4292	31730	30962
MACHINERY & EQUIPMENT	39445	N.A	1695	411526	163952
VEHICLES	6458	N.A	962	16470	2092
OTHERS	351	N.A	-	110	-
<b>TOTAL</b>	<b>48393</b>	<b>N.A</b>	<b>6949</b>	<b>547664</b>	<b>219226</b>

N.A. :Not Available

\*Revised

CONFIDENTIAL  
FOR STATISTICAL USE ONLY

FOR OFFICE USE ONLY  
QUEST. (M)

NAME OF ESTABLISHMENT \_\_\_\_\_

ISIC \_\_\_\_\_

SE. NO. \_\_\_\_\_

THE FEDERAL DEMOCRATIC REPUBLIC OF  
ETHIOPIA

**ANNEX : SURVEY QUESTIONNAIRE**

ANNUAL SURVEY OF MANUFACTURING  
INDUSTRY  
(19....)

# ANNEX : SURVEY QUESTIONNAIRE

VALUE OF FIXED ASSETS BY TYPE IN ELECTRICITY INDUSTRY  
1985 - 1991 (1972=100) (L.C.)

TYPE OF FIXED ASSETS	(IN '000 BURE)				
	1985	1986	1987	1988	1991
RESIDENTIAL & NON-RESIDENTIAL					
Buildings	19164	22276	20796	15529	16792
OTHER CONSTRUCTION & WORKS	31871	25942	26704	22571	24876
MACHINERY & EQUIPMENT	17285	66026	43611	12578	94524
VEHICLES	1187	700	543	1857	2872
OTHERS	511	258	329	142	189
TOTAL	98778	111773	98264	37529	143553

\* Revised

INVESTMENT IN FIXED ASSETS BY TYPE OF FIXED ASSETS IN ELECTRICITY INDUSTRY  
(1985 - 1991) (L.C.) (1972=100) (L.C.)

TYPE OF FIXED ASSETS	(IN '000 BURE)				
	1985	1986	1987	1988	1991
RESIDENTIAL & NON-RESIDENTIAL					
Buildings	126	N.A		17929	24229
OTHER CONSTRUCTION & WORKS	297	N.A	2352	2426	2942
MACHINERY & EQUIPMENT	2748	N.A	1685	41426	16292
VEHICLES	626	N.A	754	1679	287
OTHERS	151	N.A		118	
TOTAL	4833	N.A	6549	24704	29952

N.A. Not Available

(In Bure)

IDENTIFICATION PARTICULARS

ADDRESS OF THE ESTABLISHMENT

**CONFIDENTIAL  
FOR STATISTICAL USE ONLY**

**FOR OFFICE USE ONLY  
QUEST. (MI) \_\_\_\_\_**

**NAME OF ESTABLISHMENT \_\_\_\_\_**

**ISIC \_\_\_\_\_**

**SR. NO. \_\_\_\_\_**

**THE FEDERAL DEMOCRATIC REPUBLIC OF  
ETHIOPIA  
CENTRAL STATISTICAL AUTHORITY**

**ANNUAL SURVEY OF MANUFACTURING  
INDUSTRY  
(19....)**

FOR OFFICE USE ONLY  
QUEST. (MI) \_\_\_\_\_

CONFIDENTIAL  
FOR STATISTICAL USE ONLY

ISIC \_\_\_\_\_  
SR NO \_\_\_\_\_

NAME OF ESTABLISHMENT \_\_\_\_\_

THE FEDERAL DEMOCRATIC REPUBLIC OF  
ETHIOPIA  
CENTRAL STATISTICAL AUTHORITY

ANNUAL SURVEY OF MANUFACTURING  
INDUSTRY  
(19...)

# SURVEY OF LARGE AND MEDIUM SCALE MANUFACTURING INDUSTRIES

## ITEM 1 - IDENTIFICATION PARTICULARS

### 1.1 ADDRESS OF THE ESTABLISHMENT

1	2	3	4	5	6	7	8
KILLIL	ZONE	WEREDA	TOWN	HIGHER	KEBELE	HOUSE NO.	QUES. L. M.

9	10	11	12
ISIC NO. (FOR OFFICE USE)	REGISTERED NAME OF ESTABLISHMENT/OWNER	SR.NO.OF ESTAB. (For Office)	TELEPHONE NO.

### 1.2 ADDRESS OF HEAD OFFICE IF SEPARATE FROM FACTORY

1	2	3	4	5	6	7	8	9
KILLIL	ZONE	WEREDA	TOWN	HIGHER	KEBELE	HOUSE NO.	TELEPHONE NO.	P.O.BOX NO.

## ITEM 2 - BASIC INFORMATION ABOUT THE ESTABLISHMENT

<p>2.1 MAJOR PRODUCTS OF THE ESTABLISHMENT (ENUMERATE IN ORDER OF THEIR VALUE OF SALES)</p> <p>_____</p> <p>2.2 IF MULTI-ESTABLISHMENT ENTERPRISE, NUMBER OF ESTAB.</p> <p>2.3 DATE OF COMMENCEMENT OF OPERATION (IN ETHIOPIAN CALENDAR YEAR)</p> <p>2.4 DO YOU KEEP BOOKS OF ACCOUNTS? YES = 1 NO = 2 (IF YES ATTACH DETAILED STATEMENT OF ACCOUNTS)</p> <p>2.5 IF THE ANSWER IS YES TO 2.4 STATE ACCORDING TO WHICH CALENDAR YEAR YOUR ACCOUNTS AND BOOKS ARE BEING KEPT</p> <p>ETHIOPIAN FISCAL YEAR ---- (YEAR ENDING JULY 7) = 1</p> <p>ETHIOPIAN CALENDAR YEAR (YEAR ENDING SEPT. 10) = 2</p> <p>GREGORIAN CALENDAR YEAR (YEAR ENDING DEC. 31) = 3</p> <p>OTHERS (SPECIFY) = 4</p>	<p>1</p> <p>2.2 <input type="text"/></p> <p>2.3 <input type="text"/> <input type="text"/> <input type="text"/> <input type="text"/> <input type="text"/> <input type="text"/></p> <p>2.4 <input type="text"/></p> <p>2.5 <input type="text"/></p>
--	---

2.6 TYPE OF OWNERSHIP

- PRIVATE/CO-OPERATIVE = 1 PUBLIC = 2  
 PUBLIC & PRIVATE = 3 % SHARE \_\_\_\_\_

2.6  5

2.7 IF THE ANSWER TO 2.6 IS CODE 1 OR 3

WHAT IS THE LEGAL FORM OF ORGNIZATION?

- INDIVIDUAL PROPRIETOR ----- = 1  
 PARTNERSHIP ----- = 2  
 SHARE COMPANY ----- = 3  
 PRIVATE LIMITED COMPANY ----- = 4  
 CO-OPERATIVE ----- = 5  
 OTHER (SPECIFY) \_\_\_\_\_ = 6

2.7  6

2.8 NUMBER OF OWNERS OF THE ESTABLISHMENT BY SEX

7		
MALE	FEM.	TOTAL

2.8

2.9 PAID-UP CAPITAL BY OWNERSHIP AND SEX

1. PRIVATE ETHIOPIAN MALE BIRR \_\_\_\_\_  
 2. PRIVATE ETHIOPIAN FEMALE BIRR \_\_\_\_\_  
 3. PRIVATE NON-ETHIOPIAN BIRR \_\_\_\_\_  
 4. PUBLIC BIRR \_\_\_\_\_  
 5. OTHERS (SPECIFY) \_\_\_\_\_ BIRR \_\_\_\_\_  
 6. TOTAL BIRR \_\_\_\_\_

2.9

8				

1.

9				

2.

10				

3.

11				

4.

12				

5.

13				

6.

2.10 NUMBER OF MONTHS THE ESTABLISHMENT OPERATED DURING 1989 E.F.Y. (1996/97 G.C.)

14	

2.10

2.11 WHAT WERE THE THREE MAJOR PROBLEMS THAT PREVENTED YOU FROM OPERATING FULL YEAR (ENUMERATE IN ORDER OF IMPORTANCE)

- SHORTAGE OF RAW MATERIALS ----- = 1  
 SHORTAGE OF SPARE PARTS ----- = 2  
 GETTING MARKET/CUSTOMERS ----- = 3  
 LACK OF WORKING CAPITAL ----- = 4  
 SHORTAGE OF FOREIGN EXCHANGE ----- = 5  
 SHORTAGE OF ELECTRIC & WATER SUPPLY ----- = 6  
 REPEATED BREAKAGE OF MACHINERY ----- = 7  
 GOVERNMENT RULES & REGULATIONS ----- = 8  
 OTHERS (SPECIFY) \_\_\_\_\_ = 9

2.11  15

16

17

18

2.12 OWNERSHIP OF NON-RESIDENTIAL BUILDINGS

- PRIVATELY OWNED = 1  
 RENTED = 2  
 OTHERS (SPECIFY) \_\_\_\_\_ = 3

2.12  18

2.13 IF PRIVATELY OWNED, WHAT WAS THE SOURCE OF OWNERSHIP?

- INHERITTED = 1  
 PROVIDED FREE = 2  
 CONSTRUCTED BY THE ESTAB. = 3  
 OTHER (SPECIFY) \_\_\_\_\_ = 4

2.13  19

3.1 NUMBER OF PERSONS ENGAGED IN 19----

SR. NO.	GENERAL OCCUPATION	NUMBER OF PERSONS ENGAGED AS OF THE LAST PAY PERIOD OF WORKING DAY IN 19----												PERSON/ MONTHS	WAGES			
		MESKEREM			TAHSAS			MEGABIT			SENE							
		ETHIOPIAN		FOR.	ETHIOPIAN		FOR.	ETHIOPIAN		FOR.	ETHIOPIAN		FOR.					
		MALE	FEMALE		MALE	FEMALE		MALE	FEMALE		MALE	FEMALE						
3	4	5	6	7	8	9	10	11	12	13	14	15	16					
1	WORKING PROPRIETORS, ACTIVE PARTNERS AND FAMILY WORKERS																	
2	UN-PAID APPRENTICES																	
3	ADMINISTRATIVE, TECHNICAL EMPLOYEES, CLERICAL AND OFFICE WORKERS																	
4	PRODUCTION WORKERS																	
5	PAID APPRENTICES																	
6	SEASONAL & TEMPORARY WORKERS																	
7	TOTAL																	

NB :- SR.NO 3 AND 4 SHOULD INCLUDE ONLY PERMANENT EMPLOYEES

3.2 WAGES AND SALARIES AND OTHER EMPLOYEE BENEFITS PAID (IN BIRR) IN 19----

SR. NO.	GENERAL OCCUPATION	GROSS ANNUAL WAGES AND SALARIES PAID*				EMPLOYEES BENEFITS		ESTABLISHMENTS CONTRIBUTION ON BEHALF OF EMPLOYEES TO PENSION, LIFE AND CASUALTY INSURANCE SCHEMES	NO. OF SHIFTS	HRS. PER DAY	MONTHS	NO. OF WORKERS PER SHIFT	
		ETHIOPIAN		FOREIGNERS	TOTAL	COMMISSION, BONUSES, PROFESSIONAL AND HARDSHIP ALLOWANCES (EXCLUDING CAR ALLOWANCE AND PERDIEM)	ACTUAL COST TO THE ESTABLISHMENT OF FOOD, LODGING, MEDICAL & OTHER BENEFITS PROVIDED TO EMPLOYEES FREE OF CHARGE						
		MALE	FEMALE										
1	2	3	4	5	6=(3+4+5)	7	8	9	10	11	12	13	
1	PAID APPRENTICES												
2	ADMINISTRATIVE, TECHNICAL EMPLOYEES, CLERICAL & OFF. WORKERS												
3	PRODUCTION WORKERS												
4	TOTAL												

\* HERE WAGES AND SALARIES FOR SEASONAL AND TEMPORARY WORKERS SHOULD BE EXCLUDED.

3.3 NUMBER OF PERMANENT EMPLOYEES BY BASIC SALARY GROUP\*

SR. NO.	SEX	UNDER 75	75 AND UNDER 105	105 AND UNDER 150	150 AND UNDER 200	200 AND UNDER 250	250 AND UNDER 300	300 AND UNDER 400	400 AND UNDER 500	500 AND UNDER 700	700 AND UNDER 1000	1000 AND UNDER 1500	1500 AND UNDER 2000	2000 AND OVER	TOTAL
		3	4	5	6	7	8	9	10	11	12	13	14	15	16
1	MALE														
2	FEMALE														
3	TOTAL														

\* NUMBER OF PERMANENT EMPLOYEES BY SEX & BASIC SALARY GROUP COULD BE COMPILED FROM THE PAYROLL OF LAST PERIOD OF WORKING DAY IN SENE.



**ITEM 5 - VALUE OF STOCKS (IN BIRR) IN 19----**

SR. NO.	STOCKS OF	BEGINNING OF THE YEAR	END OF THE YEAR	DIFFERENCE (END YEAR - BEG. YEAR)
1	2	3	4	5 = 4 - 3
1	FINISHED GOODS			
2	SEMI-FINISHED GOODS			
3	RAW MATERIALS			

**ITEM 6 - COST AND QUANTITY OF RAW MATERIALS, PARTS AND CONTAINERS USED AND PAYMENTS FOR OTHER VARIOUS EXPENSES (IN BIRR) IN 19----**

**6.1 COST AND QUANTITY OF RAW MATERIALS, PARTS AND CONTAINERS USED (VALUE IN BIRR) IN 19----**

SR. NO.	DESCRIPTION OF PRINCIPAL RAW MATERIALS, PARTS & CONTAINERS USED	U/M	RAW MATERIAL CODE	UM CODE	LOCAL		IMPORTED		TOTAL	
					QUANTITY	VALUE	QUANTITY	VALUE	QUANTITY	VALUE
1	2	3	4	5	6	7	8	9	10 = 6 + 8	11 = 7 + 9
0 1										
0 2										
0 3										
0 4										
0 5										
0 6										
0 7										
0 8	SPARE PARTS									
0 9	AUXILIARY MATERIALS									
1 0	<b>TOTAL</b>									

**N.B:** ONLY THE PRINCIPAL RAW MATERIALS USED IN THE REFERENCE YEAR SHOULD BE DESCRIBED IN THE SPACES PROVIDED. VALUE OF PARTS & CONTAINERS USED AND OTHER NON-PRINCIPAL MATERIALS SHOULD BE INCLUDED UNDER AUXILIARY MATERIALS.

6.2 OTHER INDUSTRIAL COSTS (VALUE IN BIRR) IN 19----

SR. NO.	TYPE	UM	UNIT CODE	QUANTITY	VALUE OF FUEL & LUBRICATING OIL*	ELECTRICITY		WOOD AND CHARCOAL FOR ENERGY	OTHER EXPENSES				TOTAL (14=6+8+9+10+12+13)
						(KWH) CONSUMED	VALUE		WATER CONSUMED	COST OF CONTRACT WORK DONE BY OTHERS FOR THIS ESTAB.	COST OF GOODS BOUGHT AND RESOLD	COST OF REPAIR & MAINTENANCE WORK DONE BY OTHERS FOR THE ESTAB..	
		3	4	5	6	7	8	9	10	11	12	13	
1	FUEL OIL												
2	DIESEL FUEL OIL												
3	OTHERS(SPECIFY)												
4	a.												
5	b.												
6	c.												
7	d.												
7	TOTAL												

\* PLEASE DO NOT INCLUDE HERE FUEL FOR TRANSPORT

6.3 OTHER NON-INDUSTRIAL EXPENSES (IN BIRR) IN 19----

SR. NO.	LICENSE FEE	ADVERTISING	STATIONARY, TELEPHONE & MAILING EXPENSES	PAYMENTS FOR ACCOUNTING, LEGAL COMMISSION, etc.	TRANSPORT COST	INTEREST PAID	BANK CHARGES	DIVIDENDS PAID	RENT PAYABLE FOR RENTAL OF STRUCTURES AND EQUIPMENT	INSURANCE PREMIUM ON PROPERTY	OTHERS
1	2	3	4	5	6	7	8	9	10	11	12
1											

TOTAL	
13 = (2+3+4+...+10+12)	

6.4 TAXES PAID (IN BIRR) IN 19----

SR. NO.	INDIRECT TAXES PAID**	INCOME TAX PAID ON PROFIT	TOTAL
1	2	3	4
1			

\*\* DUTIES AND INDIRECT TAXES COLLECTED, I.e., TRANSACTION, TURNOVER AND EXCISE TAX etc.

## ITEM 7 - FIXED ASSETS AND INVESTMENT (IN BIRR) IN 19----

### 7.1 TYPE AND VALUE OF FIXED ASSETS

SR. NO.		FIXED ASSETS				
		BOOK VALUE BEGINNING OF THE YEAR	INVESTMENT FOR PURCHASE & CAPITAL REPAIR OF FIXED ASSETS	SOLD & DISPOSED DURING THE YEAR	DEPRECIATION DURING THE YEAR*	BOOK VALUE END OF THE YEAR
1	2	3	4	5	6	7
1	DWELLING HOUSES					
2	NON-RESIDENTIAL BUILDINGS					
3	OTHER CONSTRUCTION & WORKS					
4	MACHINERY & EQUIPMENT					
5	VEHICLES					
6	OTHERS (OFFICE FURNITURE AND FIXTURE, etc..)					
7	<b>TOTAL</b>					

\* MAKE SURE THAT IN COLUMN 6 ONLY ANNUAL DEPRECIATION IS INCLUDED

### 7.2 ANNUAL INVESTMENT BY TYPE AND SOURCE

SR. NO.	SOURCE OF FINANCING	TYPE OF INVESTMENT	
		FIXED ASSETS	WORKING CAPITAL
1	2	3	4
1	<b>TOTAL DOMESTIC SOURCE</b>		
2	OWN FUND		
3	BANK LOAN		
4	OTHERS		
5	<b>FOREIGN SOURCE</b>		
6	<b>TOTAL</b>		



**8.3 WHAT WERE THE THREE MAJOR PROBLEMS THAT PREVENTED  
THE ESTABLISHMENT FROM OPERATING WITH FULL CAPACITY**

		CODE
SHORTAGE OF SUPPLY OF RAW MATERIALS	= 1	
SHORTAGE OF SPARE PARTS	= 2	1 <input type="checkbox"/>
GETTING MARKET/CUSTOMERS	= 3	2 <input type="checkbox"/>
LACK OF CREDIT FROM BANKS AND OTHER SOURCES	= 4	3 <input type="checkbox"/>
LACK OF FOREIGN EXCHANGE	= 6	
LACK OF TECHNICAL KNOW.HOW	= 6	
OTHERS (SPECIFY) _____	= 7	

**8.4 WHAT ARE THE THREE MAJOR PROBLEMS THAT ARE FACING  
THE ESTABLISHMENT AT PRESENT**

		CODE
SHORTAGE OF SUPPLY OF RAW MATERIALS	= 1	
SHORTAGE OF SPARE PARTS	= 2	
DIFFICULT MARKET COMPETITION	= 3	1 <input type="checkbox"/>
GETTING MARKET/CUSTOMERS	= 4	2 <input type="checkbox"/>
SHORTAGE OF WORKING CAPITAL	= 5	
FREQUENT MACHINE BREAKAGE	= 6	3 <input type="checkbox"/>
INCONVENIENT WORKING PLACE	= 7	
PROBLEMS WITH WORKERS	= 8	
GOVERNMENT RULES & REGULATION	= 9	
NO PROBLEMS FACED	= 10	
OTHERS (SPECIFY) _____	= 11	

**ITEM 9 - REMARKS**


**ITEM 10 - NAME OF PERSON TO CONTACT REGARDING THIS REPORT**

I CERTIFY THAT THE PRECEDING INFORMATION IS COMPLETE AND CORRECT TO THE BEST OF MY KNOWLEDGE.

NAME _____	TITLE _____
SIGNATURE _____	TEL. NO. _____
DATE _____	OFFICIAL SEAL _____

**ITEM 11 - NAME OF ENUMERATOR AND SUPERVISOR**

NAME OF ENUMERATOR _____	SIGNATURE _____	DATE _____
NAME OF SUPERVISOR _____	SIGNATURE _____	DATE _____
HEAD OF STATISTICS (BRANCH OFF.) _____	SIGNATURE _____	DATE _____