


**THE FEDERAL DEMOCRATIC REPUBLIC OF ETHIOPIA  
CENTRAL STATISTICAL AUTHORITY**

**REPORT ON LARGE AND MEDIUM SCALE  
MANUFACTURING AND ELECTRICITY  
INDUSTRIES SURVEY**

**MAY 1999**



**ADDIS ABABA  
SEPTEMBER, 1999**

---

**210**

**STATISTICAL BULLETIN**

**210**

---



LIST OF TABLES

**PART III SUMMARY OF SELECTED SURVEY RESULTS**

<u>TABLE NO.</u>	<u>PAGE NO.</u>
SUMMARY TABLE 3.1	
DISTRIBUTION OF LARGE AND MEDIUM SCALE MANUFACTURING INDUSTRIES BY REGIONAL STATES AND INDUSTRIAL GROUP - PUBLIC AND PRIVATE.....	18
SUMMARY TABLE 3.2	
NUMBER OF PERSONS ENGAGED BY INDUSTRIAL GROUP - PUBLIC AND PRIVATE.....	20
SUMMARY TABLE 3.3	
NUMBER OF EMPLOYEES BY INDUSTRIAL GROUP - PUBLIC AND PRIVATE.....	21
SUMMARY TABLE 3.4	
RATIO OF MAJOR INDICATORS - PUBLIC AND PRIVATE.....	22
SUMMARY TABLE 3.5	
RATIO OF IMPORTED TO TOTAL RAW MATERIAL COSTS BY INDUSTRIAL GROUP - PUBLIC AND PRIVATE.....	24
SUMMARY TABLE 3.6	
PERCENTAGE DISTRIBUTION OF VALUE ADDED BY INDUSTRIAL GROUP - PUBLIC AND PRIVATE.....	25
SUMMARY TABLE 3.7	
RATIO OF COST OF ENERGY CONSUMED TO TOTAL INDUSTRIAL COST BY INDUSTRIAL GROUP - PUBLIC AND PRIVATE.....	27
SUMMARY TABLE 3.8	
RATIO OF VALUE ADDED TO GROSS VALUE OF PRODUCTION BY INDUSTRIAL GROUP - PUBLIC AND PRIVATE.....	29

<u>TABLE NO.</u>	<u>PAGE NO.</u>
SUMMARY TABLE 3.9	
RATIO OF COST OF LABOUR TO GROSS VALUE OF PRODUCTION BY INDUSTRIAL GROUP-PUBLIC AND PRIVATE .....	30
SUMMARY TABLE 3.10	
RATIO OF OPERATING SURPLUS TO GROSS VALUE OF PRODUCTION BY INDUSTRIAL GROUP-PUBLIC AND PRIVATE .....	31
SUMMARY TABLE 3.11	
PERCENTAGE DISTRIBUTION OF ESTABLISHMENTS BY FIRST MAJOR REASON FOR NOT BEING FULLY OPERATIONAL AND INDUSTRIAL GROUP - PUBLIC AND PRIVATE.....	33
SUMMARY TABLE 3.12	
PERCENTAGE DISTRIBUTION OF ESTABLISHMENTS BY FIRST REASON FOR NOT WORKING AT FULL CAPACITY AND INDUSTRIAL GROUP - PUBLIC AND PRIVATE.....	34
SUMMARY TABLE 3.13	
PERCENTAGE DISTRIBUTION OF ESTABLISHMENTS BY TYPE OF FIRST MAJOR OPERATIONAL PROBLEM FACED AND INDUSTRIAL GROUP - PUBLIC AND PRIVATE.....	35

**PART IV. STATISTICAL TABLES ON LARGE AND MEDIUM SCALE  
MANUFACTURING INDUSTRIES, 1997/98 (1990 E.F.Y.)**

<u>TABLE NO.</u>	<u>PAGE NO.</u>	
4.1	COVERAGE OF THE SURVEY .....	45
4.2	PAID-UP CAPITAL OF REPORTING ESTABLISHMENTS BY SOURCE OF OWNERSHIP AND INDUSTRIAL GROUP .....	47
4.3	NUMBER OF REPORTING ESTABLISHMENTS BY SIZE OF PAID-UP CAPITAL AND INDUSTRIAL GROUP - PUBLIC AND PRIVATE ....	49
4.4	NUMBER OF REPORTING ESTABLISHMENTS BY SIZE OF PAID-UP CAPITAL AND INDUSTRIAL GROUP - PUBLIC .....	51
4.5	NUMBER OF REPORTING ESTABLISHMENTS BY SIZE OF PAID-UP CAPITAL AND INDUSTRIAL GROUP - PRIVATE .....	53
4.6	NUMBER OF ESTABLISHMENTS BY INDUSTRIAL GROUP AND FORM OF OWNERSHIP .....	55
4.7	NUMBER OF OWNERS OF PRIVATE ESTABLISHMENTS BY FORM OF OWNERSHIP, SEX AND INDUSTRIAL GROUP .....	57
4.8	NUMBER OF ESTABLISHMENTS WITH AND WITHOUT BOOKS OF ACCOUNTS BY THE CALENDAR YEAR THEIR BOOKS OF ACCOUNTS ARE KEPT AND INDUSTRIAL GROUP - PUBLIC AND PRIVATE ..	59
4.9	NUMBER OF ESTABLISHMENTS WITH AND WITHOUT BOOKS OF ACCOUNTS BY THE CALENDAR YEAR THEIR BOOKS OF ACCOUNTS ARE KEPT AND INDUSTRIAL GROUP - PUBLIC .....	61

TABLE NO.PAGE NO.

4.10	NUMBER OF ESTABLISHMENTS WITH AND WITHOUT BOOKS OF ACCOUNTS BY THE CALENDAR YEAR THEIR BOOKS OF ACCOUNTS ARE KEPT AND INDUSTRIAL GROUP - PRIVATE .....	63
4.11	NUMBER OF PERSONS ENGAGED BY SEX, NATIONALITY AND TOTAL WAGES AND SALARIES AND INDUSTRIAL GROUP - PUBLIC AND PRIVATE .....	65
4.12	NUMBER OF PERSONS ENGAGED BY SEX, NATIONALITY AND TOTAL WAGES AND SALARIES AND INDUSTRIAL GROUP - PUBLIC .....	67
4.13	NUMBER OF PERSONS ENGAGED BY SEX, NATIONALITY AND TOTAL WAGES AND SALARIES AND INDUSTRIAL GROUP - PRIVATE .....	69
4.14	NUMBER OF PERMANENT EMPLOYEES BY WAGES AND SALARIES GROUP - PUBLIC AND PRIVATE .....	71
4.15	NUMBER OF PRODUCTION, APPRENTICES AND TEMPORARY WORKERS BY SEX, NATIONALITY AND INDUSTRIAL GROUP - PUBLIC AND PRIVATE .....	73
4.16	NUMBER OF ADMINISTRATIVE, TECHNICAL, CLERICAL AND OFFICE WORKERS BY SEX, NATIONALITY AND INDUSTRIAL GROUP - PUBLIC AND PRIVATE .....	75
4.17	NUMBER OF WORKING PROPRIETORS, ACTIVE PARTNERS AND FAMILY WORKERS BY SEX, NATIONALITY AND INDUSTRIAL GROUP - PRIVATE .....	77
4.18	BASIC WAGES AND SALARIES, COMMISSION, BONUSES, ALLOWANCES, FOOD AND LODGING AND SUPPLEMENTS TO WAGES AND SALARIES BY INDUSTRIAL GROUP PUBLIC AND PRIVATE .....	79
4.19	BASIC WAGES AND SALARIES OF PRODUCTION WORKERS AND SEASONAL AND TEMPORARY WORKERS BY SEX, NATIONALITY AND INDUSTRIAL GROUP - PUBLIC AND PRIVATE .....	81
4.20	BASIC WAGES AND SALARIES OF ADMINISTRATIVE, TECHNICAL, CLERICAL AND OFFICE WORKERS BY SEX, NATIONALITY AND INDUSTRIAL GROUP - PUBLIC AND PRIVATE .....	83
4.21	NUMBER OF ESTABLISHMENTS AND NUMBER OF PERSONS ENGAGED BY SIZE OF PERSONS ENGAGED AND INDUSTRIAL GROUP - PUBLIC AND PRIVATE .....	85
4.22	NUMBER OF ESTABLISHMENTS AND NUMBER OF PERSONS ENGAGED BY SIZE OF PERSONS ENGAGED AND INDUSTRIAL GROUP - PUBLIC .....	87

4.23	NUMBER OF ESTABLISHMENTS AND NUMBER OF PERSONS ENGAGED BY SIZE OF PERSONS ENGAGED AND INDUSTRIAL GROUP - PRIVATE .....	89
4.24	NUMBER OF ESTABLISHMENTS, GROSS VALUE OF PRODUCTION, INDUSTRIAL COSTS, INDIRECT TAXES NET AND CENSUS VALUE ADDED BY INDUSTRIAL GROUP - PUBLIC AND PRIVATE .....	91
4.25	NUMBER OF ESTABLISHMENTS, GROSS VALUE OF PRODUCTION, INDUSTRIAL COSTS, INDIRECT TAXES NET AND CENSUS VALUE ADDED BY INDUSTRIAL GROUP - PUBLIC .....	93
4.26	NUMBER OF ESTABLISHMENTS, GROSS VALUE OF PRODUCTION, INDUSTRIAL COSTS, INDIRECT TAXES NET AND CENSUS VALUE ADDED BY INDUSTRIAL GROUP - PRIVATE .....	95
4.27	NUMBER OF ESTABLISHMENTS, GROSS VALUE OF PRODUCTION, INDUSTRIAL AND NON-INDUSTRIAL COSTS, INDIRECT TAXES NET AND VALUE ADDED IN THE NATIONAL ACCOUNT CONCEPT BY INDUSTRIAL GROUP - PUBLIC AND PRIVATE .....	97
4.28	NUMBER OF ESTABLISHMENTS, GROSS VALUE OF PRODUCTION, INDUSTRIAL AND NON-INDUSTRIAL COSTS, INDIRECT TAXES NET AND VALUE ADDED IN THE NATIONAL ACCOUNT CONCEPT BY INDUSTRIAL GROUP - PUBLIC .....	99
4.29	NUMBER OF ESTABLISHMENTS, GROSS VALUE OF PRODUCTION, INDUSTRIAL AND NON-INDUSTRIAL COSTS, INDIRECT TAXES NET AND VALUE ADDED IN THE NATIONAL ACCOUNT CONCEPT BY INDUSTRIAL GROUP - PRIVATE .....	101
4.30	GROSS VALUE OF PRODUCTION IN PRODUCERS' VALUES BY INDUSTRIAL GROUP - PUBLIC AND PRIVATE .....	103
4.31	ACTUAL VALUE OF PRODUCTION AS PERCENTAGE OF YEARLY CAPACITY BY INDUSTRIAL GROUP - PUBLIC AND PRIVATE ..	105
4.32	ACTUAL VALUE OF PRODUCTION AS PERCENTAGE OF YEARLY CAPACITY BY INDUSTRIAL GROUP - PUBLIC .....	107
4.33	ACTUAL VALUE OF PRODUCTION AS PERCENTAGE OF YEARLY CAPACITY BY INDUSTRIAL GROUP - PRIVATE .....	109
4.34	GROSS VALUE OF PRODUCTION BY SIZE OF PERSONS ENGAGED AND INDUSTRIAL GROUP - PUBLIC AND PRIVATE .....	111
4.35	GROSS VALUE OF PRODUCTION BY SIZE OF PERSONS ENGAGED AND INDUSTRIAL GROUP - PUBLIC .....	113
4.36	GROSS VALUE OF PRODUCTION BY SIZE OF PERSONS ENGAGED AND INDUSTRIAL GROUP - PRIVATE .....	115
4.37	VALUE ADDED BY SIZE OF PERSONS ENGAGED AND INDUSTRIAL GROUP - PUBLIC AND PRIVATE .....	117

## TABLE NO.

4.38	VALUE ADDED BY SIZE OF PERSONS ENGAGED AND INDUSTRIAL GROUP - PUBLIC .....	119
4.39	VALUE ADDED BY SIZE OF PERSON ENGAGED AND INDUSTRIAL	
4.40	SUMMARY OF OPERATIONS OF LARGE AND MEDIUM SCALE MANUFACTURING INDUSTRIES BY REGIONAL STATES AND MAJOR URBAN CENTERS - PUBLIC AND PRIVATE .....	123
4.41	SUMMARY OF OPERATIONS OF LARGE AND MEDIUM SCALE MANUFACTURING INDUSTRIES BY REGIONAL STATES AND MAJOR URBAN CENTERS - PUBLIC .....	124
4.42	SUMMARY OF OPERATIONS OF LARGE AND MEDIUM SCALE MANUFACTURING INDUSTRIES BY REGIONAL STATES AND MAJOR URBAN CENTERS - PRIVATE .....	125
4.43	FIXED ASSETS AND NEW CAPITAL EXPENDITURE BY INDUSTRIAL GROUP AND OWNERSHIP .....	126
4.44	FIXED ASSETS OF REPORTING ESTABLISHMENTS BY TYPE AND INDUSTRIAL GROUP - PUBLIC AND PRIVATE .....	128
4.45	FIXED ASSETS OF REPORTING ESTABLISHMENTS BY TYPE AND INDUSTRIAL GROUP - PUBLIC .....	130
4.46	FIXED ASSETS OF REPORTING ESTABLISHMENTS BY TYPE AND INDUSTRIAL GROUP - PRIVATE .....	132
4.47	FIXED ASSETS BY SIZE OF PERSONS ENGAGED AND INDUSTRIAL GROUP - PUBLIC AND PRIVATE .....	134
4.48	FIXED ASSETS BY SIZE OF PERSONS ENGAGED AND INDUSTRIAL GROUP - PUBLIC .....	136
4.49	FIXED ASSETS BY SIZE OF PERSONS ENGAGED AND INDUSTRIAL GROUP - PRIVATE .....	138
4.50	INVESTMENT IN FIXED ASSETS OF REPORTING ESTABLISHMENTS BY SOURCE AND INDUSTRIAL GROUP - PUBLIC AND PRIVATE .....	140
4.51	QUANTITY OF MAJOR RAW MATERIALS CONSUMED FOR REPORTING ESTABLISHMENTS BY INDUSTRIAL GROUP-PUBLIC AND PRIVATE. . .	141
4.52	COST OF RAW MATERIALS, ENERGY CONSUMED AND PAYMENTS FOR INDUSTRIAL AND NON-INDUSTRIAL SERVICES RENDERED BY INDUSTRIAL GROUP- PUBLIC AND PRIVATE .....	143
4.53	COST OF RAW MATERIALS, ENERGY CONSUMED AND PAYMENTS FOR INDUSTRIAL AND NON-INDUSTRIAL SERVICES RENDERED BY INDUSTRIAL GROUP- PUBLIC .....	145
4.54	COST OF RAW MATERIALS, ENERGY CONSUMED AND PAYMENTS FOR INDUSTRIAL AND NON-INDUSTRIAL SERVICES RENDERED BY INDUSTRIAL GROUP- PRIVATE .....	147

<u>TABLE NO.</u>	<u>PAGE NO.</u>
4.55	NUMBER OF ESTABLISHMENTS AND COST OF ENERGY CONSUMED BY INDUSTRIAL GROUP - PUBLIC AND PRIVATE .....149
4.56	NUMBER OF ESTABLISHMENTS AND COST OF ENERGY CONSUMED BY INDUSTRIAL GROUP - PUBLIC .....151
4.57	NUMBER OF ESTABLISHMENTS AND COST OF ENERGY CONSUMED BY INDUSTRIAL GROUP - PRIVATE .....153
4.58	PRODUCTION OF MAJOR MANUFACTURED ARTICLES FOR REPORTING ESTABLISHMENTS BY INDUSTRIAL GROUP - PUBLIC AND PRIVATE .....155
4.59	NUMBER OF ESTABLISHMENTS AND TOTAL REVENUE FROM SALES BY INDUSTRIAL GROUP -PUBLIC AND PRIVATE .....157
4.60	REVENUE FROM SALES BY SOURCE AND INDUSTRIAL GROUP - PUBLIC AND PRIVATE ..... 159
4.61	REVENUE FROM SALES BY SOURCE AND INDUSTRIAL GROUP - PUBLIC ..... 161
4.62	REVENUE FROM SALES BY SOURCE AND INDUSTRIAL GROUP - PRIVATE ..... 163

**PART V. TIME SERIES DATA AND RATIOS OF MAJOR INDICATORS ON  
MANUFACTURING INDUSTRIES, 1993/94 - 1997/98 (1986 - 1990 E.F.Y.)**

<u>TABLE NO.</u>	<u>PAGE NO.</u>
5.1	NUMBER OF PERSONS ENGAGED BY INDUSTRIAL GROUP - PUBLIC AND PRIVATE ..... 167
5.2	NUMBER OF EMPLOYEES BY INDUSTRIAL GROUP - PUBLIC AND PRIVATE ..... 169
5.3	NUMBER OF FEMALE EMPLOYEES BY INDUSTRIAL GROUP - PUBLIC AND PRIVATE ..... 171
5.4	WAGES AND SALARIES BY INDUSTRIAL GROUP - PUBLIC AND PRIVATE ..... 173
5.5	GROSS VALUE OF PRODUCTION BY INDUSTRIAL GROUP - PUBLIC AND PRIVATE ..... 175
5.6	CENSUS VALUE ADDED (AT MARKET PRICE) BY INDUSTRIAL GROUP - PUBLIC AND PRIVATE ..... 177
5.7	CENSUS VALUE ADDED (AT FACTOR COST) BY INDUSTRIAL GROUP - PUBLIC AND PRIVATE ..... 179
5.8	VALUE ADDED IN THE NATIONAL ACCOUNT CONCEPT (AT MARKET PRICE) BY INDUSTRIAL GROUP - PUBLIC AND PRIVATE ..... 181
5.9	VALUE ADDED IN THE NATIONAL ACCOUNT CONCEPT (AT FACTOR COST) BY INDUSTRIAL GROUP - PUBLIC AND PRIVATE ..... 183

TABLE NO.

5.10	PRODUCTION OF MAJOR MANUFACTURED ARTICLES - PUBLIC AND PRIVATE .....	185
5.11	TOTAL FIXED ASSETS BY INDUSTRIAL GROUP - PUBLIC AND PRIVATE .....	187
5.12	NEW CAPITAL EXPENDITURE BY INDUSTRIAL GROUP - PUBLIC AND PRIVATE .....	189
5.13	OPERATING SURPLUS BY INDUSTRIAL GROUP - PUBLIC AND PRIVATE .....	191
5.14	RATIO OF IMPORTED TO TOTAL RAW MATERIAL COST BY INDUSTRIAL GROUP - PUBLIC AND PRIVATE .....	193
5.15	PERCENTAGE DISTRIBUTION OF VALUE ADDED BY INDUSTRIAL GROUP - PUBLIC AND PRIVATE .....	195
5.16	RATIO OF COST OF ENERGY CONSUMED TO TOTAL INDUSTRIAL COSTS BY INDUSTRIAL GROUP - PUBLIC AND PRIVATE .....	197
5.17	RATIO OF VALUE ADDED TO GROSS VALUE OF PRODUCTION - PUBLIC AND PRIVATE .....	199
5.18	VALUE ADDED PER PERSON ENGAGED BY INDUSTRIAL GROUP - PUBLIC AND PRIVATE .....	201
5.19	RATIO OF COST OF LABOUR TO VALUE ADDED BY INDUSTRIAL GROUP - PUBLIC AND PRIVATE .....	203
5.20	RATIO OF COST OF LABOUR TO GROSS VALUE OF PRODUCTION BY INDUSTRIAL GROUP - PUBLIC AND PRIVATE .....	205
5.21	RATIO OF OPERATING SURPLUS TO GROSS VALUE OF PRODUCTION BY INDUSTRIAL GROUP - PUBLIC AND PRIVATE ....	207

**PART VI. TIME SERIES DATA ON ELECTRICITY INDUSTRY  
1993/94 - 97/98 (1986 - 1990 E.F.Y.)**

TABLE NO.PAGE NO.

6.1	NUMBER OF EMPLOYEES BY OCCUPATIONAL GROUP AND SEX IN ELECTRICITY INDUSTRY .....	211
6.2	NUMBER OF EMPLOYEES BY WAGES AND SALARIES GROUP AND SEX IN ELECTRICITY INDUSTRY .....	211
6.3	WAGES AND SALARIES PAID BY OCCUPATIONAL GROUP IN ELECTRICITY INDUSTRY .....	212
6.4	INSTALLED GENERATING CAPACITY AND ELECTRICITY PRODUCTION .....	212
6.5	QUANTITY OF ELECTRICITY SOLD AND REVENUE FROM SALES OF ELECTRICITY BY TYPE OF TARIFF .....	213

6.6	GROSS REVENUE FROM SALES, TOTAL INTERMEDIATE COST AND VALUE ADDED IN THE ELECTRICITY INDUSTRY .....	213
6.7	VALUE OF FIXED ASSETS BY TYPE IN ELECTRICITY INDUSTRY .....	214
6.8	INVESTMENT IN FIXED ASSETS BY TYPE OF FIXED ASSETS IN ELECTRICITY INDUSTRY .....	214

### LISTS OF FIGURES

<u>FIGURE NO.</u>		<u>PAGE NO.</u>
FIG. I	GROSS VALUE OF PRODUCTION AT CURRENT PRICE BY OWNERSHIP, 1993/94 - 1997/98 (1986 - 1990 E.F.Y.) ...	36
FIG. II	VALUE ADDED BY OWNERSHIP, 1993/94 - 1997/98 (1986 - 1990 E.F.Y.) .....	37
FIG. III	PERCENTAGE DISTRIBUTION OF VALUE ADDED BY INDUSTRIAL GROUP, 1997/98 (1990 E.F.Y.) .....	38
FIG. IV	RATIO OF IMPORTED TO TOTAL RAW MATERIAL COST BY INDUSTRIAL GROUP, 1997/98 (1990 E.F.Y.) .....	39
FIG. V	RATIO OF VALUE ADDED TO GROSS VALUE OF PRODUCTION, 1997/98 (1990 E.F.Y.) .....	40
FIG. VI	INSTALLED GENERATING CAPACITY, 1993/94 - 1997/98 (1986 - 1990 E.F.Y.) .....	41
FIG. VII	PRODUCTION OF ELECTRICITY, 1993/94 - 1997/98 (1986 - 1990 E.F.Y.) .....	42

### ABBREVIATIONS

CSA	- Central Statistical Authority
E.F.Y.	- Ethiopian Fiscal Year
G.C.	- Gregorian Calendar Year
S.N.N.P.	- Southern Nations, Nationalities and Peoples' Region
N.E.C.	- Not Elsewhere Classified
S.N.A.	- System of National Accounts
IMPS	- Integrated Micro-Computer Processing System
KW	- Kilowatt
KWH	- Kilowatt Hour

## PART I

### INTRODUCTION AND OBJECTIVES OF THE SURVEY

#### 1. Introduction

The presence of adequate and current statistical data in various economic sectors that are considered essential for development planning, socio-economic policy formulation and economic analysis is vital in promoting the economic development of a country. Based on this general objective, the Central Statistical Authority (CSA) has been conducting surveys of various economic activities of which the annual Large and Medium Scale Manufacturing Industries survey is one.

Manufacturing is defined here according to International Standard Industrial Classification (ISIC Revision-3) as “the physical or chemical transformation of materials or components into new products, whether the work is performed by power-driven machines or by hand, whether it is done in a factory or in the worker’s home, and whether the products are sold at wholesale or retail. The assembly of the component parts of manufactured products is also considered as manufacturing activities.”

Central Statistical Authority (CSA) has been publishing results of the survey of Manufacturing and Electricity Industries on annual basis since 1968 E.C. to provide users with reliable, comprehensive and timely statistical data on these sectors. In this respect, this survey is the principal source of industrial statistics on Large and Medium Scale Manufacturing establishments in the country. The data are obtained by conducting Large and Medium Scale Manufacturing survey each year..

This publication presents the objectives, scope and coverage, training of field staff, methods of data collection and field organization, basic concepts and definitions, summary of selected survey results and structure and performance of Large and Medium Scale Manufacturing and Electricity Industries. Accordingly, the bulletin has six parts:- Part I deals with an introduction and objective of the survey. Part II gives an overview about the survey methodology, data collection and processing. Part III presents summary of selected survey results on Large and Medium Scale Manufacturing industries. Part IV deals with the results of Large and Medium Scale Manufacturing establishments for the year 1997/98 (1990 E.F.Y.) . Part V deals with the time series data and various ratios for the period of five years i.e. 1993/94-1997/98 (1986-1990 E.F.Y.) for Large and Medium Scale Manufacturing Industries. Finally Part VI presents the activity and performance of the Electricity Industry which also refers to the five years period, i.e. 1993/94-1997/98 (1986-1990 E.F.Y.). Furthermore, the survey questionnaire for Large and Medium Scale Manufacturing Industries is attached as an appendix.

## 2. Objectives of the survey

The main objectives of the annual survey of Large and Medium Scale Manufacturing and Electricity Industries are to :-

- a. obtain basic statistical data that are essential for policy makers, planners and researchers by industrial group.
- b. collect basic quantitative information on employment, volume of production and raw materials, structure and performance of the country's Large and Medium Scale Manufacturing and Electricity Industries.

- c. compile statistical data which will be an input to the System of National Accounts (SNA), on Large and Medium Scale Manufacturing and Electricity establishments as a whole and by industrial group.
- d. obtain the number of proprietors engaged in these sectors and find out the major problems that creates stumbling block for their activities. The identification of the problems are required for planning and executing any type of government intervention program.

The survey is confined to power-driven establishments and covers both public and private industries in all Regions of the country, where establishments under the scope of the survey are found. With regard to Electricity data, the survey covered only the electricity supplied by the Ethiopian Electric Power Corporation. In other words the negligible electric power services supplied by the other sources are not included in the survey.

Like the previous years, in the current survey an attempt was made to update the directory using as source of information the licenses issued by the Ministry of Trade and Industry and corresponding bureaux of the Regional States of the country for the large public sector industries and for the private establishments including co-operatives. Furthermore, due to various efforts made to include all the establishments under the scope of the survey, in this reference year the number of establishments covered by the survey increased by 21 than that of the previous survey period.

In this publication detailed information on number of establishments, number of persons engaged and number of employees, wages and salaries paid by industrial group, sex, nationality and occupation, initial capital, gross value of production, industrial and non-industrial costs, value added operating



## PART II

# SURVEY METHODOLOGY, DATA COLLECTION AND PROCESSING

### 1. Scope and Coverage

The scope of the Large and Medium Scale Manufacturing survey is confined to those establishments which engage 10 persons and above and use power-driven machines and covers both public and private industries in all Regions of the country, where establishments under the scope of the survey are found. With regard to Electricity data, the survey covered only the electricity supplied by the Ethiopian Electric Power Corporation. In other words the negligible electric power services supplied by the other sources are not included in the survey.

Like the previous years, in the current survey an attempt was made to update the directory using as source of information the licenses issued by the Ministry of Trade and Industry and corresponding bureaux of the Regional States of the country for the large public sector industries and for the private establishments including co-operatives. Furthermore, due to various efforts made to include all the establishments under the scope of the survey, in this reference year the number of establishments covered by the survey increased by 21 than that of the previous survey period.

In this publication detailed information on number of establishments, number of persons engaged and number of employees, wages and salaries paid by industrial group, sex, nationality and occupation, initial capital, gross value of production, industrial and non-industrial costs, value added, operating

surplus, quantity of production and raw materials, fixed assets, investment and capacity are presented.

## 2. Basic Concepts and Definitions:-

- (i) An Establishment:- is defined as the whole of the premises under the same ownership or management at a particular address. (e.g. a bakery, a sawmill, ...etc.).
- (ii) Paid-up Capital:- is that part of the issued capital of an establishment that has been paid by the shareholders or the individual owner.
- (iii) Working Proprietors, Active Partners and Family Workers:- include all unpaid working proprietors, active partners and members of their household who actively participate in the operation of the establishment.
- (iv) Administrative and Technical Employees:- include salaried directors and managers, technicians, superintendents, research workers, draftsmen and designers, engineers, chemists, architects, accountants, book-keepers, office machine operators, receptionists, sales men, delivery personnel, guards and other office staff.
- (v) Production Workers:- include workers directly engaged in production i.e., persons engaged in fabricating, processing, assembling, maintenance, repair, janitorial, record keeping and other associated activities.
- (vi) Seasonal and Temporary Workers:- include workers who are employed for a whole or a part of the year. These workers are not regularly on the payroll of the establishment.

- (vii) **Number Employed**:- includes all persons on the payroll whether seasonal or temporary workers. The number of seasonal and temporary workers has been adjusted to give equivalent of full-time workers.
- (viii) **Number Engaged**:- includes paid employees and working proprietors, active partners, and unpaid family workers.
- (ix) **Basic Wages and Salaries**:- includes all payments in cash made to employees during the reference year. It excludes commissions, bonuses, professional and hardship allowances.
- (x) **Wages and Salaries**:- includes all payments in cash or in kind made to employees during the reference year in connection with work done for the establishments.
- (xi) **Commissions, Bonuses, Professional and Hardship Allowances**:- refer to the total of commissions, bonuses and cost of living allowances paid in cash to employees. This excludes car allowance and per diem.
- (xii) **Supplements to Wages and Salaries of Employees**:- represents payments made by the employer on behalf of his employees. Included are employers' contribution to social security systems, insurance premiums, etc. Only payments made by the employer are included here.
- (xiii) **Revenue from Sales**:- represents the total sales value of all products and by-products during the reference year valued at market price.

- (xiv) **Receipt from Industrial Services Rendered to Others:-** include all contract, repair and maintenance work done to others on raw materials and spareparts supplied by the customer.
- (xv) **Receipt of Products Bought and Resold:-** is the value including taxes of all goods resold including during the reference year without any transformation or processing.
- (xvi) **Other Receipts:-** include rental income from lease of machinery and equipment, income from sales of scrap, the value of fixed assets produced by the unit for its own use and other income.
- (xvii) **Difference of Stocks in the Value of Finished Goods and Semi-Finished Goods:-** is the net change between the end and the beginning of the reference period in the value of finished and semi-finished goods.
- (xviii) **Gross Value of Production:-** includes the sales value of all products of the establishment, the net change between the beginning and end of the reference period in the value of finished goods and the value of work in-progress, the value of industrial services rendered to others, the value of goods bought and resold without any transformation or processing, and other receipts. The valuation of Gross Value of Production is in terms of producers' values where indirect taxes are included in the value of sales of the establishment and the value of subsidies received is excluded.
- (xix) **Raw Materials:-** include all raw and auxiliary materials, parts and containers which are consumed during the reference year. The value of local raw materials is the value of locally produced raw materials and is

the cost at the factory which includes the purchase price, transport charges, taxes and other incidental costs. The value of imported raw materials is the value of raw materials produced in other countries and obtained directly or from local source and is the cost at the factory which includes the purchase price, transport charges, taxes and other incidental costs.

(xx) **Other Industrial Services Rendered by Others**:- refer to contract, repair and maintenance work done by others in the reference year on materials controlled by the establishment. Included are also the cost of all goods purchased and resold without any transformation during the reference year and the cost of water consumed.

(xxi) **Industrial Cost**:- Includes the cost of raw materials, fuels, and other supplies consumed, cost of industrial services rendered by others, cost of goods bought and resold without any transformation or processing and cost of electricity consumed.

(xxii) **Non-industrial Cost**:- includes payments like professional fees, postage, telephone, insurance, advertising, hired transport, rental payments, etc. (depreciation is excluded).

(xxiii) **Census Value Added ( at Market Price)**:- is the difference between Gross Value of Production and Industrial Cost. Census Value Added at market price minus indirect taxes net (i.e., indirect taxes less subsidies) gives census value added at factor cost.

(xxiv) **Value Added in the National Account Concept (at Market Price)**:- is defined as the difference between the gross value of production and industrial and non-industrial costs. To get the same indicator at factor cost indirect taxes net (i.e., indirect taxes less subsidies) are subtracted.

(xxv) **Fixed Capital Assets**:- are those with a productive life of one year or more which are intended for the use of the establishment including fixed assets made by the establishment's own labour force for its own use. They are valued in this report at book-value end of the reference year, that is the net book value at the beginning plus new capital expenditure minus those sold and disposed and depreciation during the reference year.

(xxvi) **New Capital Expenditure**:- is the cost of new or used capital equipment bought during the reference period.

(xxvii) **Operating Surplus**:- is defined here as the difference between value added in the national account concept at factor cost and total wages and salaries.

(xxviii) **Public Sector**:- under this sector are included all establishments owned by the state i.e., those which were fully as well as partially (with 51 percent share and above) owned by the Government.

(xxix) **Private Sector**:- includes establishments such as individual ownership, partnership, private limited company, share company, co-operatives and others.

(xxx)**Intermediate Cost (for electricity industry)**:- includes cost of materials, fuel, and other costs such as, transport, repair and maintenance and insurance paid, etc.

(xxxii) **Capacity**:- capability of the installed generators and diesel engines to produce electrical energy.

(xxxiii)**Tariff**:- fixed rate of payment where consumers are classified according to their consumption behavior.

(xxxiiii)**Domestic Tariff**:- this tariff is intended for domestic consumers in private residences. The tariff does not include supply for purpose of any business of commercial activity or professional or for communal services.

(xxxv)**Street Lighting Tariff**:- applies only for street lighting consumption.

(xxxvi)**Commercial Tariff**:- applies to electricity supplied to commercial and/or office premises, irrespective of the level of consumption.

(xxxvii)**Industrial Tariff**:- applies to industrial consumers generally using electricity for manufacturing or processing purposes or for purposes as may be specified by the Authority.

(xxxviii) **Agricultural Tariff** :- applies to electricity consumed by agricultural service.

(xxxviii) Number of Reporting Establishments :- is the number of establishments for which the required breakdown for data inquired is available either from the survey or from estimates.

### 3. Training of Field Staff

In the Large and Medium Scale Manufacturing Industries survey, after updating the directory, questionnaires and instruction manuals and all relevant materials were prepared and printed in advance. Then, the training of all field staff were carried out for six days at the head office. In this training, the Central Statistical Authority's branch statistical office assistant heads, statisticians from the head office, field supervisors, and enumerators were involved.

The training which was expected to ensure the quality of the data consisted of class room discussions, filling - in questionnaires by trainees for practice using financial statements of selected establishments. The filled-in questionnaires by the trainees were checked and corrections were made and the errors were pointed out to the trainees, so that these wouldn't be repeated during the actual data collection.

### 4. Methods of Data Collection and Field Organization

All CSA statistical branch offices were involved in this survey. Accordingly, 22 assistant heads of branch statistical offices, overall about 92 enumerators and supervisors (44 from Region-14 and 48 from other CSA branch offices), and 11 statisticians from the head office and about 30 drivers (nine from Region 14 and 21 from the rest of the branches) were involved in the data collection activity.

In Region 14 branch statistical office, where the majority of the establishments under the scope of the survey are located, enumerators were organized into teams and each team constituted of four enumerators and a field editor (a supervisor). The supervisor was provided with a four-wheel drive vehicle and a driver. Prior to the deployment of the teams, at head office, the establishments under the scope of the survey were divided among the teams, in accordance with their location. Then, each enumerator was assigned to collect data from 15 establishments on an average. The data collection operation was carried out in collaboration with the concerned personnel of each establishment. Due to the deployment of sufficient logistics and manpower and other organizational measures taken, the data collection activity took 30-45 days in most of the regions of the country.

It is to be noted that some problems were encountered during the data collection stage. That is, the documents could not be obtained for six public establishments which were on the process of privatization. Hence, the employment data for these establishments were estimated from the data of the previous year. However, the financial data for some of them were taken from the authorized financial statements of each establishment, which was obtained from the board of trustee for Privatized Public Enterprises.

## 5. Data Processing

### a. Editing, Coding and Verification

A number of quality control steps were taken to ensure the quality of data of the survey. The first step taken in this direction was to revise the questionnaire to make it easier for internal consistency checking or editing both at field and office level. Furthermore, based on this revised questionnaire, revised instruction manual with field editing procedures were prepared in Amharic for both enumerators and supervisors (field editors). Using this manual some editing and coding were carried out by field editors during the data collection stage.

After the majority of the completed questionnaires were brought back to head office, final editing, coding and verification were performed. The coding and the manual editing and verification activity was performed by six statisticians and statistical technicians and 11 editors. Finally, the edited and coded questionnaires were checked and verified by other two professionals.

### b. Data Entry, Cleaning and Tabulation

The data were entered and verified on personal computers using IMPS (Integrated Microcomputer Processing System) Software. Twenty-two CSA data entry staff were participated for this purpose for seven days with close supervision of the activities by two professionals. Then, the data entered were cleaned using two personal computers in combination with manual editing for some serious errors. Finally, the tabulation of the results were processed using the same software by two programmers with technical assistance from Industrial Statistics Department Staff.

## PART III

### SUMMARY OF THE MAJOR FINDINGS OF THE SURVEY

The distribution of Large and Medium Scale Manufacturing Industries by Regional States and Industrial group is shown in summary Table 3.1. Accordingly, the survey result indicates that the total number of establishments for all Regional States of the country was 763 in 1990 B.P. Y. The data in this Table further demonstrates that for the country as a whole, manufacture of food products and beverages industrial group ranks first in terms of the number of establishments. This accounts for 28.7 percent of the total establishments in the

## PART III

### **SUMMARY OF THE MAJOR FINDINGS OF THE SURVEY**

the overall industrial group. The next two largest are for the other 11 major industrial groups. Therefore, the Ethiopian Large and Medium Scale Manufacturing Industry is mainly characterized by high concentration of food and beverage manufacturing industrial group. The output of food and beverage industries, among many others include production of consumer goods, like bread, coffee, oil, soft drinks, beer and alcoholic drinks, etc.

As can be seen from the data in the same Table the distribution of Large and Medium Scale Manufacturing Industries by Regional States of the country is highly skewed. Among the Regions of the country, Region-14 (Addis Ababa) contributed 66.93 percent of the total establishments existing in the reference period. Following Region-14 (Addis Ababa), Oromiya, S.N.N.P



### PART III

#### SUMMARY OF THE MAJOR FINDINGS OF THE SURVEY

The distribution of Large and Medium Scale Manufacturing Industries by Regional States and industrial group is shown in summary Table-3.1. Accordingly, the survey result indicates that the total number of establishments for all Regional States of the country was 762 in 1990 E.F.Y. The data in this Table further demonstrates that for the country as a whole, manufacture of food products and beverages industrial group ranks first in terms of the number of establishments. This accounts for 29.40 percent of the establishments in the sector. The next important industrial groups in this respect are manufacture of furniture, manufacturing N.E.C. and other non-metallic mineral products major industrial groups, which constituted 15.49 and 11.42 percent of the total number of Large and Medium Scale Manufacturing Industries respectively. That means the share of the three industrial groups alone was 56.31 percent of the overall industrial groups, leaving only 44.69 percent for the other 12 major industrial groups. Therefore, the Ethiopian Large and Medium Scale Manufacturing Industry is mainly characterized by high concentration of food and beverage manufacturing industrial group. The output by food and beverage industries among many others include production of consumer goods, like bread, edible oil, soft drinks, beer and alcohol drinks...etc.

As can be seen from the data in the same Table the distribution of Large and Medium Scale Manufacturing Industries by Regional States of the country is highly skewed. Among the Regions of the country, Region-14 (Addis Ababa) contributed 66.93 percent of the total establishments existing in the reference period. Following Region-14 (Addis Ababa), Oromiya, S.N.N.P

DISTRIBUTION OF LARGE AND MEDIUM SCALE MANUFACTURING INDUSTRIES BY REGIONAL STATES\*  
AND INDUSTRIAL GROUP - PUBLIC AND PRIVATE 1997/98 (1990 E.F.Y.)

SUMMARY TABLE - 3.1

INDUSTRIAL GROUP	REGIONAL STATES										TOTAL	PERCENTAGE
	TIGRAY	AFAR	AMHARA	OROMIYA	SOMALIE	S.N.N.P.	GAMBELLA	HARARI	ADDIS ABABA	DIREDAWA		
MANUFACTURE OF FOOD PRODUCTS AND BEVERAGES.....	11	-	18	41	-	5	-	2	138	9	224	29.40
MANUFACTURE OF TOBACCO PRODUCTS .....	-	-	-	-	-	-	-	-	1	-	1	.13
MANUFACTURE OF TEXTILES .....	-	1	4	-	-	4	1	-	21	2	33	4.33
MANUFACTURE OF WEARING APPAREL, EXCEPT FUR APPAREL....	1	-	-	2	-	1	-	-	22	-	26	3.41
TANNING AND DRESSING OF LEATHER; MANUFACTURE OF FOOTWEAR, LUGGAGE AND HANDBAGS .....	-	-	1	5	-	-	-	-	51	-	57	7.48
MANUFACTURE OF WOOD AND OF PRODUCTS OF WOOD AND CORK, EXCEPT FURNITURE .....	-	-	-	7	-	-	-	-	9	-	16	2.10
MANUFACTURE OF PAPER, PAPER PRODUCTS AND PRINTING .....	3	-	1	3	-	1	-	1	43	1	53	6.96
MANUFACTURE OF CHEMICALS AND CHEMICAL PRODUCTS.....	1	-	-	5	-	-	-	-	37	-	43	5.64
MANUFACTURE OF RUBBER AND PLASTIC PRODUCTS .....	-	-	-	3	-	-	-	-	23	-	26	3.41
MANUFACTURE OF OTHER NON-METALLIC MINERAL PRODUCTS ...	4	1	6	16	1	11	-	2	43	3	87	11.42
MANUFACTURE OF BASIC IRON AND STEEL.....	-	-	-	-	-	-	-	-	6	-	6	.79
MANUFACTURE OF FABRICATED METAL PRODUCTS EXCEPT MACHINERY AND EQUIPMENT .....	1	-	2	2	-	1	-	1	33	-	40	5.25
MANUFACTURE OF MACHINERY AND EQUIPMENT N.E.C. ....	-	-	3	1	-	1	-	-	14	1	20	2.62
MANUFACTURE OF MOTOR VEHICLES, TRAILERS & SEMI-TRAILERS	2	-	-	1	-	-	-	-	9	-	12	1.57
MANUFACTURE OF FURNITURE; MANUFACTURING N.E.C. ....	5	-	8	8	-	31	-	1	60	5	118	15.49
T O T A L	28	2	43	94	1	55	1	7	510	21	762	100.00
%	3.67	.26	5.64	12.34	.13	7.22	.13	.92	66.93	2.76	100.00	

\* THE AREAL COVERAGE OF THE SURVEY EXCLUDES BENISHANGUL-GUMUZ REGION, WHERE THERE ARE NO MANUFACTURING ESTABLISHMENTS, THAT FALL WITHIN THE SCOPE OF THE SURVEY

Amhara, Tigray and Dire Dawa are the next five Regional States that constitute 12.34, 7.22, 5.64, 3.67 and 2.76 percents of the total establishment in that order.

The time series data given in summary Tables 3.2 and 3.3 presents the total number of persons engaged and number of employees over five years period, i.e., from 1986-1990 E.F.Y. respectively, for various major industrial groups and for Large and Medium Scale Manufacturing Industries as a whole. It shows that there were 94,023 people engaged out of which 93,216 employees in this sector in 1990 E.F.Y. In the same year the majority (about 54 percent) of the total persons engaged were in manufacture of textiles and food and beverage industrial groups, while the remaining 46 percent were in the rest of the 13 industrial groups. The data in these Tables indicate that, for all industrial groups combined, the total persons engaged and number of employees showed an increase throughout all the periods under review.

As shown in Summary Table 3.4 where major manufacturing indicators are summarized, in 1990 E.F.Y. wages and salaries per employee, gross value of production per employee and value of fixed assets per employee have increased by 3.2 percent, 5.6 percent and 13.3 percent, respectively, when compared to that of 1989 E.F.Y. However, in 1990 E.F.Y. value added per employee and operating surplus per employee decreased by 9.6 and 14.8 percent, respectively, as compared to that of 1989 E.F.Y. It is evident from the same Table that among the ratios presented, fixed assets to gross value of production, industrial costs to gross value of production and cost of energy to value of production showed an increase, while that of cost of labour to gross value of production, value added to gross value of production, operating surplus to gross value of production and value added to total fixed capital assets decreased during the same period.

NUMBER OF PERSONS ENGAGED BY INDUSTRIAL GROUP - PUBLIC AND PRIVATE  
1993/94(1986 E.F.Y.) - 1997/98 (1990 E.F.Y.)

SUMMARY TABLE - 3.2

INDUSTRIAL GROUP	1986	1987	1988	1989	1990
MANUFACTURE OF FOOD PRODUCTS AND BEVERAGES.....	24,104	23,729	23,729	24,014	25,959
MANUFACTURE OF TOBACCO PRODUCTS .....	993	987	982	953	898
MANUFACTURE OF TEXTILES .....	30,423	30,960	28,417	27,239	25,116
MANUFACTURE OF WEARING APPAREL, EXCEPT FUR APPAREL....	4,066	3,971	4,106	4,607	4,218
TANNING AND DRESSING OF LEATHER; MANUFACTURE OF FOOTWEAR, LUGGAGE AND HANDBAGS .....	7,264	7,105	7,863	8,235	7,673
MANUFACTURE OF WOOD AND OF PRODUCTS OF WOOD AND CORK, EXCEPT FURNITURE .....	2,728	2,557	2,530	1,918	1,317
MANUFACTURE OF PAPER, PAPER PRODUCTS AND PRINTING .....	4,620	5,007	5,579	5,132	5,580
MANUFACTURE OF CHEMICALS AND CHEMICAL PRODUCTS.....	2,127	2,701	2,847	3,714	4,155
MANUFACTURE OF RUBBER AND PLASTIC PRODUCTS.....	2,030	2,009	2,224	2,421	3,092
MANUFACTURE OF OTHER NON-METALLIC MINERAL PRODUCTS ...	4,658	5,365	6,120	6,753	7,306
MANUFACTURE OF BASIC IRON AND STEEL.....	1,120	1,183	1,121	1,133	1,138
MANUFACTURE OF FABRICATED METAL PRODUCTS EXCEPT MACHINERY AND EQUIPMENT .....	1,850	2,093	2,050	1,915	1,940
MANUFACTURE OF MACHINERY AND EQUIPMENT N.E.C. ....	289	289	464	537	402
MANUFACTURE OF MOTOR VEHICLES, TRAILERS & SEMI-TRAILERS	386	404	713	821	905
MANUFACTURE OF FURNITURE; MANUFACTURING N.E.C. ....	2,204	2,319	2,454	3,774	4,324
T O T A L	88,862	90,679	91,199	93,166	94,023

NUMBER OF EMPLOYEES BY INDUSTRIAL GROUP - PUBLIC AND PRIVATE  
1993/94(1986 E.F.Y.) - 1997/98 (1990 E.F.Y.)

SUMMARY TABLE - 3.3

INDUSTRIAL GROUP	1986	1987	1988	1989	1990
MANUFACTURE OF FOOD PRODUCTS AND BEVERAGES.....	23,898	23,553	23,198	23,830	25,720
MANUFACTURE OF TOBACCO PRODUCTS .....	993	987	982	953	898
MANUFACTURE OF TEXTILES .....	30,406	30,941	28,387	27,215	25,093
MANUFACTURE OF WEARING APPAREL, EXCEPT FUR APPAREL....	4,043	3,962	4,054	4,582	4,190
TANNING AND DRESSING OF LEATHER; MANUFACTURE OF FOOTWEAR, LUGGAGE AND HANDBAGS .....	7,189	7,035	7,748	8,144	7,589
MANUFACTURE OF WOOD AND OF PRODUCTS OF WOOD AND CORK, EXCEPT FURNITURE .....	2,717	2,554	2,495	1,907	1,305
MANUFACTURE OF PAPER, PAPER PRODUCTS AND PRINTING .....	4,600	4,998	5,550	5,103	5,554
MANUFACTURE OF CHEMICALS AND CHEMICAL PRODUCTS.....	2,090	2,681	2,825	3,683	4,138
MANUFACTURE OF RUBBER AND PLASTIC PRODUCTS.....	2,003	2,004	2,219	2,416	3,082
MANUFACTURE OF OTHER NON-METALLIC MINERAL PRODUCTS ...	4,606	5,332	6,038	6,654	7,229
MANUFACTURE OF BASIC IRON AND STEEL.....	1,120	1,183	1,121	1,132	1,138
MANUFACTURE OF FABRICATED METAL PRODUCTS EXCEPT MACHINERY AND EQUIPMENT .....	1,798	2,051	2,006	1,861	1,887
MANUFACTURE OF MACHINERY AND EQUIPMENT N.E.C. ....	287	287	436	522	358
MANUFACTURE OF MOTOR VEHICLES, TRAILERS & SEMI-TRAILERS	386	404	705	812	899
MANUFACTURE OF FURNITURE; MANUFACTURING N.E.C. ....	2,106	2,241	2,275	3,551	4,136
T O T A L	88,242	90,213	90,039	92,365	93,216

RATIOS OF MAJOR INDICATORS - PUBLIC AND PRIVATE  
1993/94(1986 E.F.Y.) - 1997/98 (1990 E.F.Y.)

SUMMARY TABLE 3.4

PER CAPITA / RATIO	1986	1987	1988	1989	1990
PER CAPITA :					
WAGE AND SALARIES PAID PER EMPLOYEE	4,516	4,726	5,076	5,301	5,474
GROSS VALUE OF PRODUCTION PER EMPLOYEE	45,451	54,654	64,407	64,919	68,585
VALUE ADDED * PER EMPLOYEE	13,455	14,898	17,702	18,209	16,467
OPERATING SURPLUS PER EMPLOYEE	8,939	10,172	12,626	12,908	10,994
VALUE OF FIXED ASSET PER EMPLOYEE	20,354	19,643	24,324	29,540	33,472
RATIO OF					
FIXED ASSETS TO GROSS VALUE OF PRODUCTION	0.448	0.359	0.378	0.455	0.488
COST OF LABOUR TO GROSS VALUE OF PRODUCTION	0.099	0.086	0.079	0.082	0.080
INDUSTRIAL COSTS TO GROSS VALUE OF PRODUCTION	0.484	0.525	0.530	0.505	0.514
COST OF ENERGY TO GROSS VALUE OF PRODUCTION	0.039	0.037	0.035	0.041	0.046
VALUE ADDED* TO GROSS VALUE OF PRODUCTION	0.296	0.273	0.275	0.280	0.240
OPERATING SURPLUS TO GROSS VALUE OF PRODUCTION	0.197	0.186	0.196	0.199	0.160
VALUE ADDED* TO TOTAL FIXED CAPITAL	0.661	0.758	0.728	0.616	0.492

\* IN THE NATIONAL ACCOUNT CONCEPT AT FACTOR COST

The data in summary Table 3.5 refers to the ratio of cost of imported raw materials to that of the total cost of raw materials consumed by industrial group. In general the industrial groups which had the highest rates in the previous years continued to do so in 1990 E.F.Y. The steady high ratio of imported raw materials to total raw materials cost over the five years period is an indication for the dependency of Large and Medium Scale Manufacturing Industries on imported raw materials. However, the overall ratio, i.e., for all manufacturing industries combined the dependency ratio showed a decline in most of the years under review. Manufacture of basic iron and steel, manufacture of rubber and plastic products, manufacture (assembly) of motor vehicles, manufacture of fabricated metal products, manufacture of machinery and equipment N.E.C, manufacture of chemicals and chemical products, manufacture of tobacco products continued to consume the highest proportion of imported raw materials to that of total cost of raw materials ranging from 70 to 99 percent in 1990 E.F.Y.

The percentage distribution of value added which indicates the structure of Large and Medium Scale Manufacturing Industries among various industrial groups is given in Summary Table 3.6 for the period 1986-1990 E.F.Y. It can be seen that the overall structure of manufacturing industries did not show much variation during 1990 E.F.Y. except in manufacture of chemicals and chemical products, when compared to the previous years. Because of that, food and beverages industrial group still continued to take the highest share which accounted about 34 percent of the total value added in 1990 E.F.Y. The other important industrial groups in this respect are mainly non-metallic mineral products, manufacture of textiles and manufacture of tanning and dressing of leather and footwear industrial groups which contributed 27 percent

RATIO OF IMPORTED TO TOTAL RAW MATERIAL COSTS BY INDUSTRIAL GROUP - PUBLIC AND PRIVATE  
1993/94(1986 E.F.Y.) - 1997/98 (1990 E.F.Y.)

SUMMARY TABLE 3.5

INDUSTRIAL GROUP	1986	1987	1988	1989	1990
MANUFACTURE OF FOOD PRODUCTS AND BEVERAGES.....	0.179	0.121	0.207	0.174	0.184
MANUFACTURE OF TOBACCO PRODUCTS .....	0.663	0.822	0.944	0.844	0.727
MANUFACTURE OF TEXTILES .....	0.699	0.564	0.383	0.367	0.357
MANUFACTURE OF WEARING APPAREL, EXCEPT FUR APPAREL....	0.330	0.390	0.400	0.309	0.440
TANNING AND DRESSING OF LEATHER; MANUFACTURE OF FOOTWEAR, LUGGAGE AND HANDBAGS .....	0.225	0.151	0.201	0.226	0.195
MANUFACTURE OF WOOD AND OF PRODUCTS OF WOOD AND CORK, EXCEPT FURNITURE .....	0.313	0.443	0.429	0.454	0.537
MANUFACTURE OF PAPER, PAPER PRODUCTS AND PRINTING .....	0.751	0.679	0.709	0.704	0.687
MANUFACTURE OF CHEMICALS AND CHEMICAL PRODUCTS.....	0.783	0.755	0.774	0.751	0.735
MANUFACTURE OF RUBBER AND PLASTIC PRODUCTS.....	0.939	0.938	0.950	0.947	0.934
MANUFACTURE OF OTHER NON-METALLIC MINERAL PRODUCTS ...	0.579	0.538	0.418	0.307	0.361
MANUFACTURE OF BASIC IRON AND STEEL.....	0.988	0.974	0.993	0.994	0.990
MANUFACTURE OF FABRICATED METAL PRODUCTS EXCEPT MACHINERY AND EQUIPMENT .....	0.911	0.843	0.901	0.930	0.907
MANUFACTURE OF MACHINERY AND EQUIPMENT N.E.C. ....	0.985	0.902	0.686	0.900	0.769
MANUFACTURE OF MOTOR VEHICLES, TRAILERS & SEMI-TRAILERS	0.962	0.910	0.915	0.851	0.923
MANUFACTURE OF FURNITURE; MANUFACTURING N.E.C. ....	0.315	0.301	0.212	0.224	0.325
T O T A L	0.551	0.459	0.476	0.442	0.434

PERCENTAGE DISTRIBUTION OF VALUE ADDED\* BY INDUSTRIAL GROUP - PUBLIC AND PRIVATE  
1993/94(1986 E.F.Y.) - 1997/98 (1990 E.F.Y.)

SUMMARY TABLE 3.6

I N D U S T R I A L   G R O U P	1986	1987	1988	1989	1990
MANUFACTURE OF FOOD PRODUCTS AND BEVERAGES.....	30.69	37.44	41.15	39.40	34.26
MANUFACTURE OF TOBACCO PRODUCTS .....	4.84	4.25	4.83	3.86	6.47
MANUFACTURE OF TEXTILES .....	16.69	12.31	9.83	8.33	8.08
MANUFACTURE OF WEARING APPAREL, EXCEPT FUR APPAREL....	1.78	1.09	0.95	0.90	0.44
TANNING AND DRESSING OF LEATHER; MANUFACTURE OF FOOTWEAR, LUGGAGE AND HANDBAGS .....	10.65	10.01	9.15	10.57	7.06
MANUFACTURE OF WOOD AND OF PRODUCTS OF WOOD AND CORK, EXCEPT FURNITURE .....	2.43	2.40	2.02	1.52	1.12
MANUFACTURE OF PAPER, PAPER PRODUCTS AND PRINTING .....	7.62	5.60	6.65	5.60	7.09
MANUFACTURE OF CHEMICALS AND CHEMICAL PRODUCTS.....	5.30	4.32	3.18	4.86	9.97
MANUFACTURE OF RUBBER AND PLASTIC PRODUCTS.....	4.63	3.79	3.32	4.52	5.14
MANUFACTURE OF OTHER NON-METALLIC MINERAL PRODUCTS ...	6.24	8.28	9.49	11.12	12.19
MANUFACTURE OF BASIC IRON AND STEEL.....	3.61	4.59	3.28	3.52	2.78
MANUFACTURE OF FABRICATED METAL PRODUCTS EXCEPT MACHINERY AND EQUIPMENT .....	1.87	1.70	2.02	1.84	1.44
MANUFACTURE OF MACHINERY AND EQUIPMENT N.E.C. ....	0.25	0.15	0.23	0.23	0.15
MANUFACTURE OF MOTOR VEHICLES, TRAILERS & SEMI-TRAILERS	1.89	2.49	2.35	1.70	0.95
MANUFACTURE OF FURNITURE; MANUFACTURING N.E.C. ....	1.51	1.57	1.55	2.03	2.84
T O T A L	100.00	100.00	100.00	100.00	100.00

\* IN THE NATIONAL ACCOUNT CONCEPT AT FACTOR COST

in 1990 E.F.Y. However, this figure didn't include manufacture of chemicals and chemical products which had a lower contribution throughout all the years before 1990 E.F.Y. and showed a significant increase i.e. from 4.86 in 1989 E.F.Y. to 9.97 in 1990 E.F.Y. It is important to note also that food and beverage, paper, paper products and printing, chemicals and chemical products, rubber and plastic products, non-metallic mineral products and furniture have shown an increasing contribution, while the share of the rest of the nine industrial groups decline from 1989 to 1990 E.F.Y.

In summary Table 3.7 are presented the ratio of energy consumed to total industrial cost by industrial group. Here non-metallic industries continued to take the highest share (i.e. about 50% in 1990 E.F.Y.) in energy consumption throughout the period under review, which is mainly, due to the highest consumption of energy by cement establishments. The share of energy consumption to total industrial cost for non-metallic industries showed a gradual decline throughout the periods from 1986-1989 E.F.Y. and increased by about eight percent from 1989 to 1990 E.F.Y. Next to non-metallic mineral products the highest energy consumption compared to their industrial cost is in manufacture of wood and of products of wood. However, the share for wood and of products of wood showed a gradual but continuous decline from 1986-1988 E.F.Y. and exhibit an increasing trend in 1989 and 1990 E.F.Y. compared to that of 1988 E.F.Y. The overall ratio i.e. for all manufacturing industries combined was less than 10 percent throughout all the period under review.

RATIO OF COST OF ENERGY CONSUMED TO TOTAL INDUSTRIAL COST BY INDUSTRIAL GROUP - PUBLIC AND PRIVATE  
1993/94(1986 E.F.Y.) - 1997/98 (1990 E.F.Y.)

SUMMARY TABLE 3.7

INDUSTRIAL GROUP	1986	1987	1988	1989	1990
MANUFACTURE OF FOOD PRODUCTS AND BEVERAGES.....	0.071	0.052	0.045	0.048	0.055
MANUFACTURE OF TOBACCO PRODUCTS .....	0.010	0.009	0.031	0.009	0.010
MANUFACTURE OF TEXTILES .....	0.099	0.110	0.086	0.098	0.131
MANUFACTURE OF WEARING APPAREL, EXCEPT FUR APPAREL....	0.010	0.010	0.008	0.030	0.040
TANNING AND DRESSING OF LEATHER; MANUFACTURE OF FOOTWEAR, LUGGAGE AND HANDBAGS .....	0.021	0.014	0.013	0.018	0.015
MANUFACTURE OF WOOD AND OF PRODUCTS OF WOOD AND CORK, EXCEPT FURNITURE .....	0.166	0.163	0.140	0.186	0.196
MANUFACTURE OF PAPER, PAPER PRODUCTS AND PRINTING .....	0.040	0.052	0.038	0.052	0.075
MANUFACTURE OF CHEMICALS AND CHEMICAL PRODUCTS.....	0.014	0.013	0.017	0.030	0.033
MANUFACTURE OF RUBBER AND PLASTIC PRODUCTS.....	0.056	0.054	0.061	0.075	0.071
MANUFACTURE OF OTHER NON-METALLIC MINERAL PRODUCTS ...	0.540	0.477	0.430	0.426	0.502
MANUFACTURE OF BASIC IRON AND STEEL.....	0.018	0.022	0.017	0.018	0.024
MANUFACTURE OF FABRICATED METAL PRODUCTS EXCEPT MACHINERY AND EQUIPMENT .....	0.036	0.051	0.036	0.042	0.063
MANUFACTURE OF MACHINERY AND EQUIPMENT N.E.C. ....	0.101	0.077	0.063	0.049	0.036
MANUFACTURE OF MOTOR VEHICLES, TRAILERS & SEMI-TRAILERS	0.010	0.001	0.002	0.005	0.006
MANUFACTURE OF FURNITURE; MANUFACTURING N.E.C. ....	0.024	0.015	0.015	0.015	0.021
T O T A L	0.081	0.071	0.066	0.081	0.090

The ratio in summary Table 3.8 represents the share of value added in gross value of production for each industrial group. The share of the industrial groups like manufacture of tobacco products, manufacture of paper and paper products and printing, manufacture of chemicals and chemical products and manufacture of furniture marked an increase in 1990 E.F.Y., when compared to that of 1989 E.F.Y.; while that of the remaining 11 industrial groups declined in the same period. The share of value added in gross value of production for all industrial groups combined showed a fluctuation throughout all the five years period.

The ratio of cost of labour to gross value of production for each industrial group is treated in summary Table 3.9. In general the industrial groups which had the highest ratio in the previous years continued to do so in 1990 E.F.Y. In this respect, manufacture of textiles, wearing apparel, manufacture of wood and of products of wood, paper and paper products, manufacture of fabricated metal products, machinery and equipment and manufacture of furniture had the highest ratio as compared to that of the overall average ranging from 14 to 29 percent in 1990 E.F.Y.

The ratio of operating surplus to gross value of production for each industrial group and for all manufacturing industrial groups combined is presented in summary Table 3.10. The share of most of the detailed industrial groups and the overall average exhibit a decline in 1990 E.F.Y. as compared to that of 1989 E.F.Y.

RATIO OF VALUE ADDED\* TO GROSS VALUE OF PRODUCTION BY INDUSTRIAL GROUP - PUBLIC AND PRIVATE  
1993/94(1986 E.F.Y.) - 1997/98 (1990 E.F.Y.)

SUMMARY TABLE 3.8

INDUSTRIAL GROUP	1986	1987	1988	1989	1990
MANUFACTURE OF FOOD PRODUCTS AND BEVERAGES.....	0.276	0.289	0.301	0.298	0.208
MANUFACTURE OF TOBACCO PRODUCTS .....	0.300	0.286	0.315	0.270	0.408
MANUFACTURE OF TEXTILES .....	0.307	0.282	0.224	0.209	0.209
MANUFACTURE OF WEARING APPAREL, EXCEPT FUR APPAREL....	0.277	0.228	0.211	0.260	0.124
TANNING AND DRESSING OF LEATHER; MANUFACTURE OF FOOTWEAR, LUGGAGE AND HANDBAGS .....	0.335	0.224	0.230	0.274	0.166
MANUFACTURE OF WOOD AND OF PRODUCTS OF WOOD AND CORK, EXCEPT FURNITURE .....	0.480	0.489	0.482	0.462	0.421
MANUFACTURE OF PAPER, PAPER PRODUCTS AND PRINTING .....	0.434	0.375	0.363	0.357	0.374
MANUFACTURE OF CHEMICALS AND CHEMICAL PRODUCTS.....	0.258	0.206	0.160	0.235	0.324
MANUFACTURE OF RUBBER AND PLASTIC PRODUCTS.....	0.307	0.316	0.284	0.255	0.251
MANUFACTURE OF OTHER NON-METALLIC MINERAL PRODUCTS ...	0.332	0.331	0.361	0.344	0.340
MANUFACTURE OF BASIC IRON AND STEEL.....	0.196	0.277	0.185	0.195	0.149
MANUFACTURE OF FABRICATED METAL PRODUCTS EXCEPT MACHINERY AND EQUIPMENT .....	0.271	0.264	0.289	0.304	0.272
MANUFACTURE OF MACHINERY AND EQUIPMENT N.E.C. ....	0.413	0.303	0.367	0.380	0.329
MANUFACTURE OF MOTOR VEHICLES, TRAILERS & SEMI-TRAILERS	0.168	0.104	0.172	0.212	0.094
MANUFACTURE OF FURNITURE; MANUFACTURING N.E.C. ....	0.402	0.390	0.374	0.367	0.372
T O T A L	0.296	0.273	0.275	0.280	0.240

\* IN THE NATIONAL ACCOUNT CONCEPT AT FACTOR COST

RATIO OF COST OF LABOUR TO GROSS VALUE OF PRODUCTION BY INDUSTRIAL GROUP - PUBLIC AND PRIVATE  
1997/98 (1990 E.F.Y.)

SUMMARY TABLE 3.9

INDUSTRIAL GROUP	1986	1987	1988	1989	1990
MANUFACTURE OF FOOD PRODUCTS AND BEVERAGES.....	0.086	0.070	0.062	0.066	0.063
MANUFACTURE OF TOBACCO PRODUCTS .....	0.033	0.043	0.037	0.051	0.037
MANUFACTURE OF TEXTILES .....	0.181	0.196	0.150	0.153	0.168
MANUFACTURE OF WEARING APPAREL, EXCEPT FUR APPAREL....	0.160	0.178	0.172	0.255	0.285
TANNING AND DRESSING OF LEATHER; MANUFACTURE OF FOOTWEAR, LUGGAGE AND HANDBAGS .....	0.101	0.069	0.078	0.074	0.070
MANUFACTURE OF WOOD AND OF PRODUCTS OF WOOD AND CORK, EXCEPT FURNITURE .....	0.188	0.167	0.174	0.160	0.183
MANUFACTURE OF PAPER, PAPER PRODUCTS AND PRINTING .....	0.127	0.154	0.122	0.133	0.136
MANUFACTURE OF CHEMICALS AND CHEMICAL PRODUCTS.....	0.045	0.046	0.050	0.058	0.048
MANUFACTURE OF RUBBER AND PLASTIC PRODUCTS.....	0.069	0.087	0.072	0.063	0.065
MANUFACTURE OF OTHER NON-METALLIC MINERAL PRODUCTS ...	0.084	0.067	0.075	0.068	0.067
MANUFACTURE OF BASIC IRON AND STEEL.....	0.033	0.033	0.030	0.030	0.037
MANUFACTURE OF FABRICATED METAL PRODUCTS EXCEPT MACHINERY AND EQUIPMENT .....	0.126	0.133	0.107	0.108	0.147
MANUFACTURE OF MACHINERY AND EQUIPMENT N.E.C. ....	0.234	0.264	0.232	0.246	0.200
MANUFACTURE OF MOTOR VEHICLES, TRAILERS & SEMI-TRAILERS	0.029	0.015	0.026	0.053	0.055
MANUFACTURE OF FURNITURE; MANUFACTURING N.E.C. ....	0.198	0.185	0.153	0.161	0.173
T O T A L	0.099	0.086	0.079	0.082	0.080

**RATIO OF OPERATING SURPLUS TO GROSS VALUE OF PRODUCTION BY INDUSTRIAL GROUP - PUBLIC AND PRIVATE  
1997/98 (1990 E.F.Y.)**

SUMMARY TABLE 3.10

INDUSTRIAL GROUP	1986	1987	1988	1989	1990
MANUFACTURE OF FOOD PRODUCTS AND BEVERAGES.....	0.190	0.219	0.239	0.231	0.144
MANUFACTURE OF TOBACCO PRODUCTS .....	0.267	0.243	0.279	0.220	0.371
MANUFACTURE OF TEXTILES .....	0.126	0.086	0.074	0.056	0.042
MANUFACTURE OF WEARING APPAREL, EXCEPT FUR APPAREL....	0.117	0.051	0.040	0.005	-0.160
TANNING AND DRESSING OF LEATHER; MANUFACTURE OF FOOTWEAR, LUGGAGE AND HANDBAGS .....	0.235	0.154	0.152	0.200	0.096
MANUFACTURE OF WOOD AND OF PRODUCTS OF WOOD AND CORK, EXCEPT FURNITURE .....	0.292	0.321	0.309	0.302	0.239
MANUFACTURE OF PAPER, PAPER PRODUCTS AND PRINTING .....	0.307	0.221	0.242	0.224	0.237
MANUFACTURE OF CHEMICALS AND CHEMICAL PRODUCTS.....	0.213	0.159	0.110	0.177	0.276
MANUFACTURE OF RUBBER AND PLASTIC PRODUCTS.....	0.238	0.230	0.212	0.192	0.186
MANUFACTURE OF OTHER NON-METALLIC MINERAL PRODUCTS ...	0.248	0.264	0.285	0.276	0.273
MANUFACTURE OF BASIC IRON AND STEEL.....	0.163	0.244	0.156	0.165	0.112
MANUFACTURE OF FABRICATED METAL PRODUCTS EXCEPT MACHINERY AND EQUIPMENT .....	0.146	0.131	0.182	0.196	0.125
MANUFACTURE OF MACHINERY AND EQUIPMENT N.E.C. ....	0.179	0.039	0.135	0.134	0.129
MANUFACTURE OF MOTOR VEHICLES, TRAILERS & SEMI-TRAILERS	0.139	0.090	0.146	0.159	0.039
MANUFACTURE OF FURNITURE; MANUFACTURING N.E.C. ....	0.204	0.206	0.221	0.206	0.198
T O T A L	0.197	0.186	0.196	0.199	0.160

Establishments which were working less than 12 months during the reference period were asked to state their reasons for not being fully operational during the reference period and these are presented in summary Table 3.11. It can be observed that among the total establishments working less than 12 months during the reference period (excluding other reasons) absence of market demand for their products and shortage of supply of raw materials stood as the first and second highest proportion, respectively.

In a similar way to that of the above question establishments which were not working at full capacity were asked to state their reasons for working below capacity during the reference period and this is shown in summary Table 3.12. When examining the first types of major reasons, about 50 percent of the establishments working below capacity stated that they did not work at full capacity because of absence of market demand for their products.

The data in summary Table 3.13 depict the first major problems faced by establishments at the survey period. As this summary Table indicated almost 40 percent of the establishments reported that the first major current operating difficulty was absence of market demand for their products; followed by shortage of supply of raw materials which were reported by about 19 percent of the total establishments.

PERCENTAGE DISTRIBUTION OF ESTABLISHMENTS BY FIRST MAJOR REASON FOR NOT BEING FULLY OPERATIONAL  
AND INDUSTRIAL GROUP - PUBLIC AND PRIVATE 1997/98 (1990 E.F.Y.)

SUMMARY TABLE 3.11

INDUSTRIAL GROUP	TYPE OF REASONS										TOTAL
	SHORTAGE OF SUPPLY OF RAW MATERIALS	SHORTAGE OF SUPPLY OF SPARE PARTS	LACK OF FOREIGN EXCHANGE	ABSENCE OF MARKET DEMAND	LACK OF WORKING CAPITAL	SHORTAGE OF ELECTRICITY AND WATER SUPPLY	FREQUENT MACHINERY BREAKAGE	OBSTACLES FROM GOV. RULES AND REGULATIONS	OTHERS	NOT STATED	
MANUFACTURE OF FOOD PRODUCTS AND BEVERAGES.....	23	4	-	17	2	4	6	2	21	2	81
MANUFACTURE OF TOBACCO PRODUCTS .....	-	-	-	-	-	-	-	-	-	-	-
MANUFACTURE OF TEXTILES .....	3	-	-	5	-	-	1	-	1	-	10
MANUFACTURE OF WEARING APPAREL, EXCEPT FUR APPAREL....	1	-	-	1	1	1	-	-	1	-	5
TANNING AND DRESSING OF LEATHER; MANUFACTURE OF FOOTWEAR, LUGGAGE AND HANDBAGS .....	5	1	-	15	2	-	-	-	2	-	25
MANUFACTURE OF WOOD AND OF PRODUCTS OF WOOD AND CORK, EXCEPT FURNITURE .....	5	-	-	-	-	-	-	-	1	-	6
MANUFACTURE OF PAPER, PAPER PRODUCTS AND PRINTING .....	2	-	-	2	-	-	-	-	1	1	6
MANUFACTURE OF CHEMICALS AND CHEMICAL PRODUCTS.....	5	-	-	8	-	-	-	1	1	-	15
MANUFACTURE OF RUBBER AND PLASTIC PRODUCTS.....	1	-	-	1	1	-	-	-	-	-	3
MANUFACTURE OF OTHER NON-METALLIC MINERAL PRODUCTS ...	11	1	-	18	3	4	5	-	1	-	43
MANUFACTURE OF BASIC IRON AND STEEL.....	1	-	-	-	-	-	-	-	-	-	1
MANUFACTURE OF FABRICATED METAL PRODUCTS EXCEPT MACHINERY AND EQUIPMENT .....	-	-	-	11	-	1	-	-	4	-	16
MANUFACTURE OF MACHINERY AND EQUIPMENT N.E.C. ....	-	-	-	2	-	-	-	-	-	-	2
MANUFACTURE OF MOTOR VEHICLES, TRAILERS & SEMI-TRAILERS	-	-	-	1	-	-	-	-	-	-	1
MANUFACTURE OF FURNITURE; MANUFACTURING N.E.C. ....	2	1	-	14	2	-	1	1	7	-	28
T O T A L	59	7	-	95	11	10	13	4	40	3	242
%	24.38	2.89	-	39.26	4.55	4.13	5.37	1.65	16.53	1.24	100.00

PERCENTAGE DISTRIBUTION OF ESTABLISHMENTS BY FIRST REASON FOR NOT WORKING AT FULL CAPACITY  
AND INDUSTRIAL GROUP - PUBLIC AND PRIVATE 1997/98 (1990 E.F.Y.)

SUMMARY TABLE 3.12

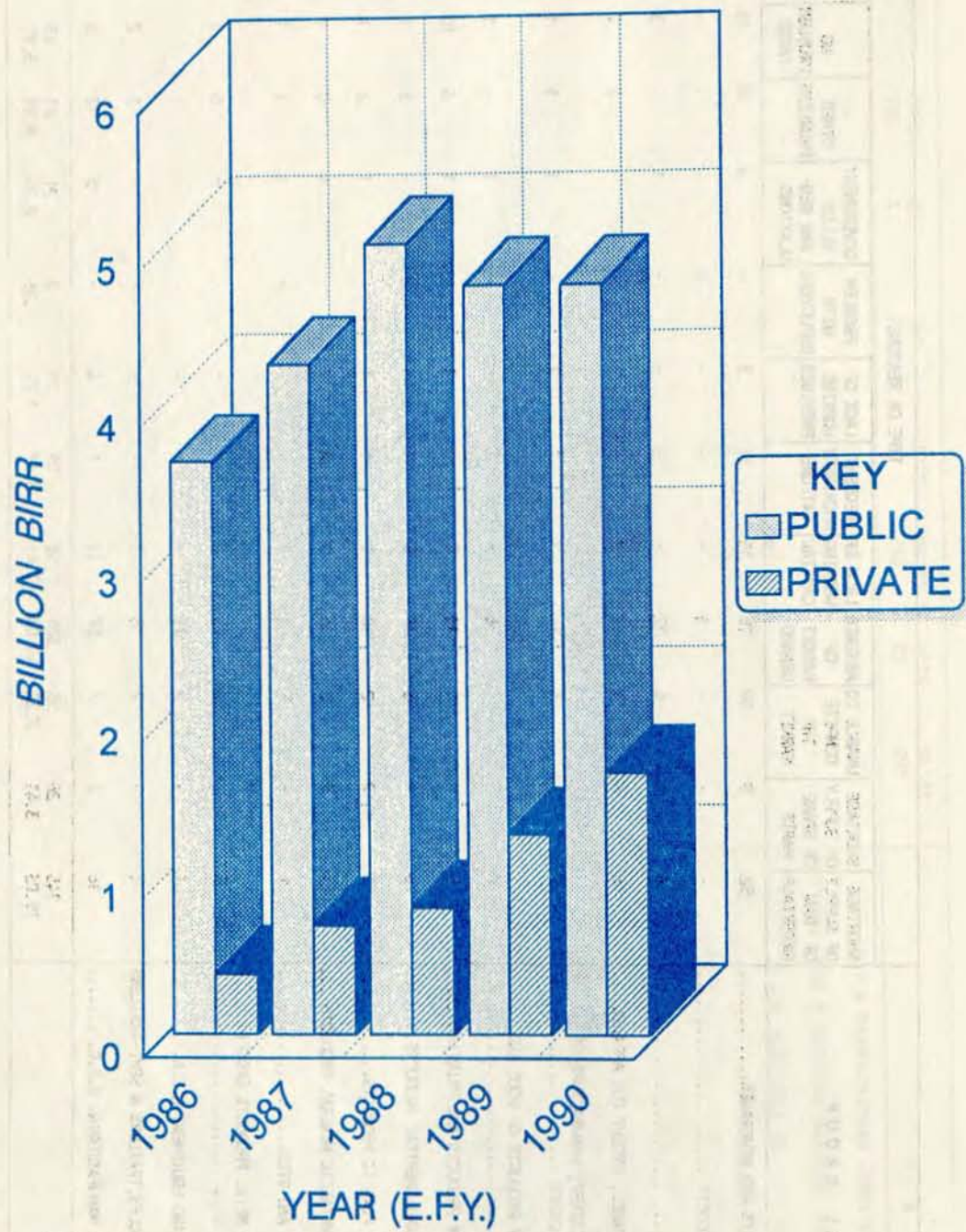
INDUSTRIAL GROUP	TYPE OF REASONS								
	SHORTAGE OF SUPPLY OF RAW MATERIALS	SHORTAGE OF SUPPLY OF SPARE PARTS	ABSENCE OF MARKET DEMAND	ABSENCE OF CREDIT FACILITY	SHORTAGE OF FOREIGN EXCHANGE	LACK OF ADEQUATE SKILLS	OTHERS	NOT STATED	TOTAL
MANUFACTURE OF FOOD PRODUCTS AND BEVERAGES.....	56	12	96	6	-	1	36	-	207
MANUFACTURE OF TOBACCO PRODUCTS .....	-	-	1	-	-	-	-	-	1
MANUFACTURE OF TEXTILES .....	6	9	14	1	-	-	2	1	33
MANUFACTURE OF WEARING APPAREL, EXCEPT FUR APPAREL....	4	-	14	1	-	-	2	1	22
TANNING AND DRESSING OF LEATHER; MANUFACTURE OF FOOTWEAR, LUGGAGE AND HANDBAGS .....	12	2	32	-	-	-	9	1	56
MANUFACTURE OF WOOD AND OF PRODUCTS OF WOOD AND CORK, EXCEPT FURNITURE .....	7	-	3	-	1	-	-	-	11
MANUFACTURE OF PAPER, PAPER PRODUCTS AND PRINTING .....	13	3	17	3	-	-	6	-	42
MANUFACTURE OF CHEMICALS AND CHEMICAL PRODUCTS.....	8	4	21	3	-	-	3	1	40
MANUFACTURE OF RUBBER AND PLASTIC PRODUCTS.....	3	-	12	1	-	1	6	-	23
MANUFACTURE OF OTHER NON-METALLIC MINERAL PRODUCTS ...	19	8	32	4	2	1	15	-	81
MANUFACTURE OF BASIC IRON AND STEEL.....	3	-	1	1	-	1	-	-	6
MANUFACTURE OF FABRICATED METAL PRODUCTS EXCEPT MACHINERY AND EQUIPMENT .....	6	1	21	2	-	-	8	-	38
MANUFACTURE OF MACHINERY AND EQUIPMENT N.E.C. ....	2	-	14	-	-	-	2	-	18
MANUFACTURE OF MOTOR VEHICLES, TRAILERS & SEMI-TRAILERS	-	-	10	-	-	-	1	-	11
MANUFACTURE OF FURNITURE; MANUFACTURING N.E.C. ....	21	1	64	5	-	1	11	5	108
T O T A L %	160 22.96	40 5.74	352 50.50	27 3.87	3 .43	5 .72	101 14.49	9 1.29	697 100.00

SUMMARY TABLE 3.13

INDUSTRIAL GROUP	TYPE OF REASONS												TOTAL
	SHORTAGE OF SUPPLY OF RAW MATERIALS	SHORTAGE OF SUPPLY OF SPARE PARTS	UNABLE TO COMPETE THE MARKET	ABSENCE OF MARKET DEMAND	LACK OF WORKING CAPITAL	FREQUENT MACHINERY FAILURE	LACK OF WORKING PREMISES	PROBLEM WITH EMPLOYEES	GOVERNMENT RULES AND REGULATIONS	OTHER PROBLEMS	NO PROBLEM FACED	NOT STATED	
MANUFACTURE OF FOOD PRODUCTS AND BEVERAGES.....	52	9	19	76	15	11	3	-	6	13	18	2	224
MANUFACTURE OF TOBACCO PRODUCTS .....	-	-	-	1	-	-	-	-	-	-	-	-	1
MANUFACTURE OF TEXTILES .....	6	4	4	12	-	2	-	-	1	-	3	1	33
MANUFACTURE OF WEARING APPAREL, EXCEPT FUR APPAREL....	6	-	1	12	3	-	-	-	-	2	2	-	26
TANNING AND DRESSING OF LEATHER; MANUFACTURE OF FOOTWEAR, LUGGAGE AND HANDBAGS .....	7	-	3	34	7	1	2	-	1	1	1	-	57
MANUFACTURE OF WOOD AND OF PRODUCTS OF WOOD AND CORK, EXCEPT FURNITURE .....	7	-	-	6	-	1	-	-	1	-	1	-	16
MANUFACTURE OF PAPER, PAPER PRODUCTS AND PRINTING .....	8	4	4	15	3	1	1	-	1	6	10	-	53
MANUFACTURE OF CHEMICALS AND CHEMICAL PRODUCTS.....	9	-	5	15	5	1	-	2	-	5	1	-	43
MANUFACTURE OF RUBBER AND PLASTIC PRODUCTS.....	4	2	2	10	2	1	1	-	1	2	1	-	26
MANUFACTURE OF OTHER NON-METALLIC MINERAL PRODUCTS ...	23	5	2	26	7	8	2	-	4	9	1	-	87
MANUFACTURE OF BASIC IRON AND STEEL.....	1	-	-	1	1	-	-	-	1	1	1	-	6
MANUFACTURE OF FABRICATED METAL PRODUCTS EXCEPT MACHINERY AND EQUIPMENT .....	4	-	4	22	3	-	-	-	-	6	1	-	40
MANUFACTURE OF MACHINERY AND EQUIPMENT N.E.C. ....	1	-	2	15	-	1	-	-	-	1	-	-	20
MANUFACTURE OF MOTOR VEHICLES, TRAILERS & SEMI-TRAILERS	1	-	2	3	1	-	-	-	-	3	2	-	12
MANUFACTURE OF FURNITURE; MANUFACTURING N.E.C. ....	16	2	7	57	11	1	4	-	5	12	3	-	118
T O T A L %	145 19.03	26 3.41	55 7.22	305 40.03	58 7.61	28 3.67	13 1.71	2 .26	21 2.76	61 8.01	45 5.91	3 .39	762 100.00

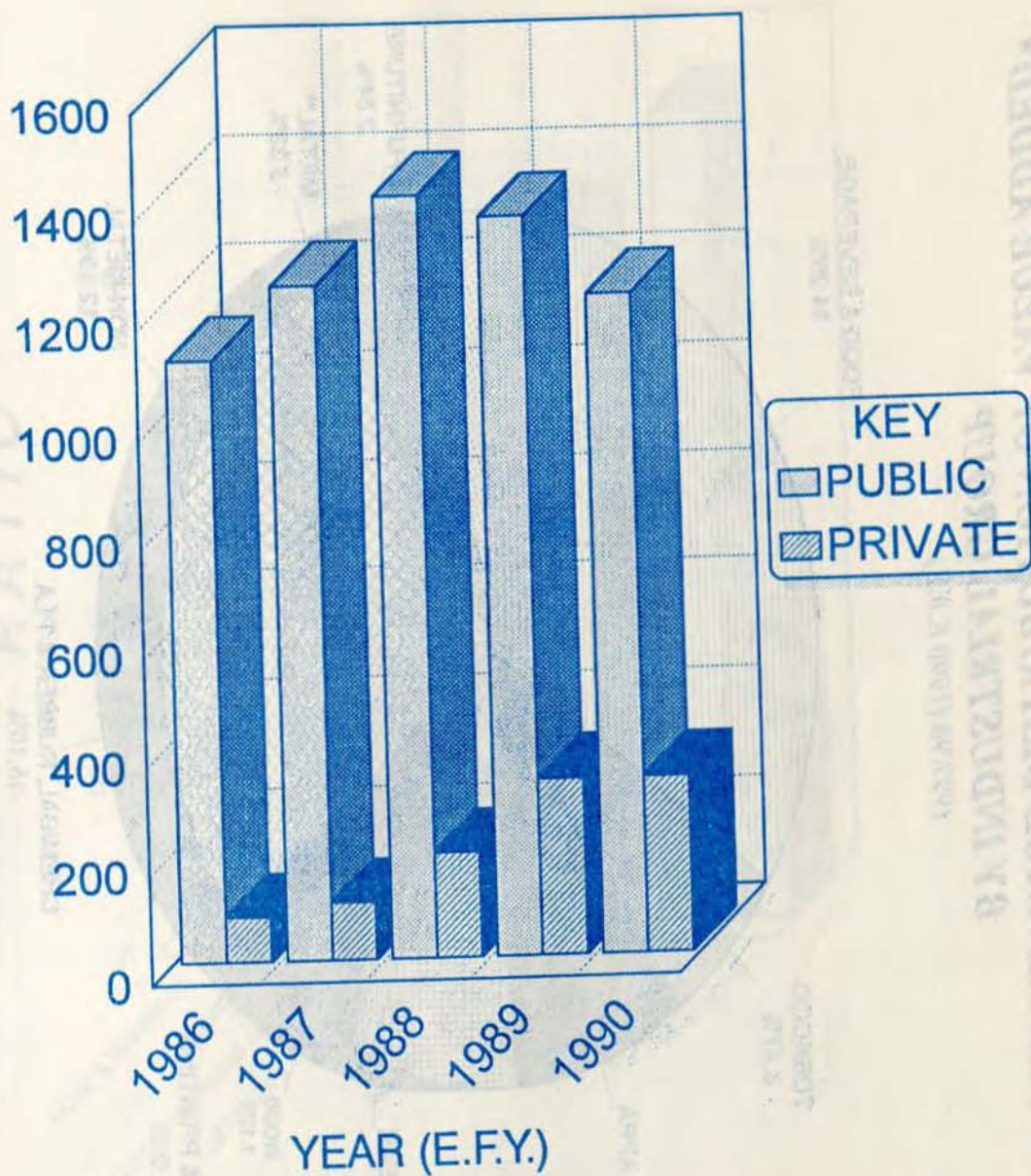
**FIG.1 GROSS VALUE OF PRODUCTION AT CURRENT PRICE BY OWNERSHIP**

1993/94 - 1997/98 (1986 - 1990 E.F.Y.)



# FIG.II - VALUE ADDED\* BY OWNERSHIP

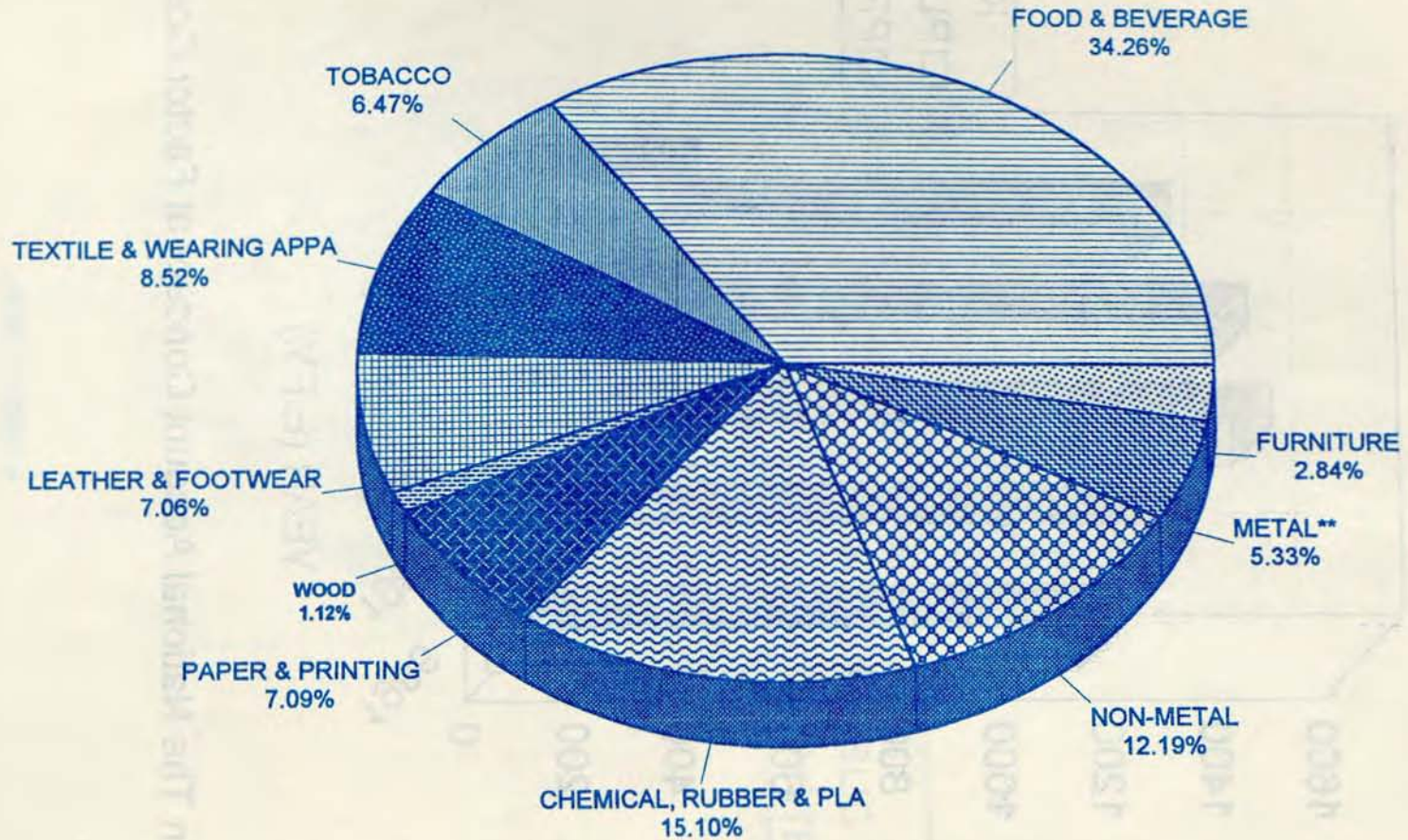
1993/94 - 1997/98(1986 - 1990 E.F.Y.)



\* In The National Account Concept at Factor Cost

**FIG. III - PERCENTAGE DISTRIBUTION OF VALUE ADDED\*  
BY INDUSTRIAL GROUP**

1997/98 (1990 E.F.Y.)

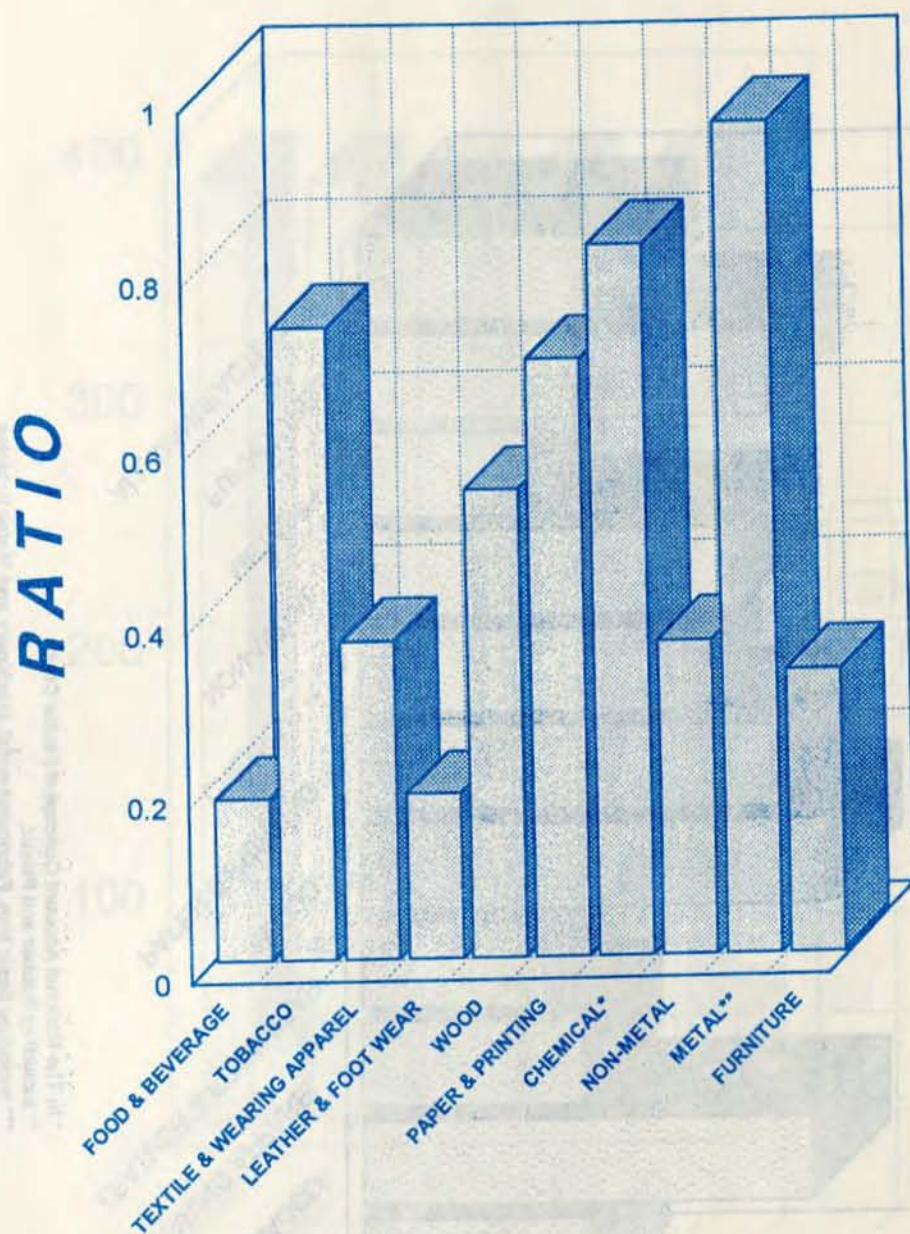


\* In The National Account Concept at Factor Cost

\*\* Including Basic Iron, Fabricated Metal, Machinery & Motor Vehicles

**FIG. IV- RATIO OF IMPORTED TO TOTAL RAW MATERIAL COST BY INDUSTRIAL GROUP**

1997/98 (1990 E.F.Y.)

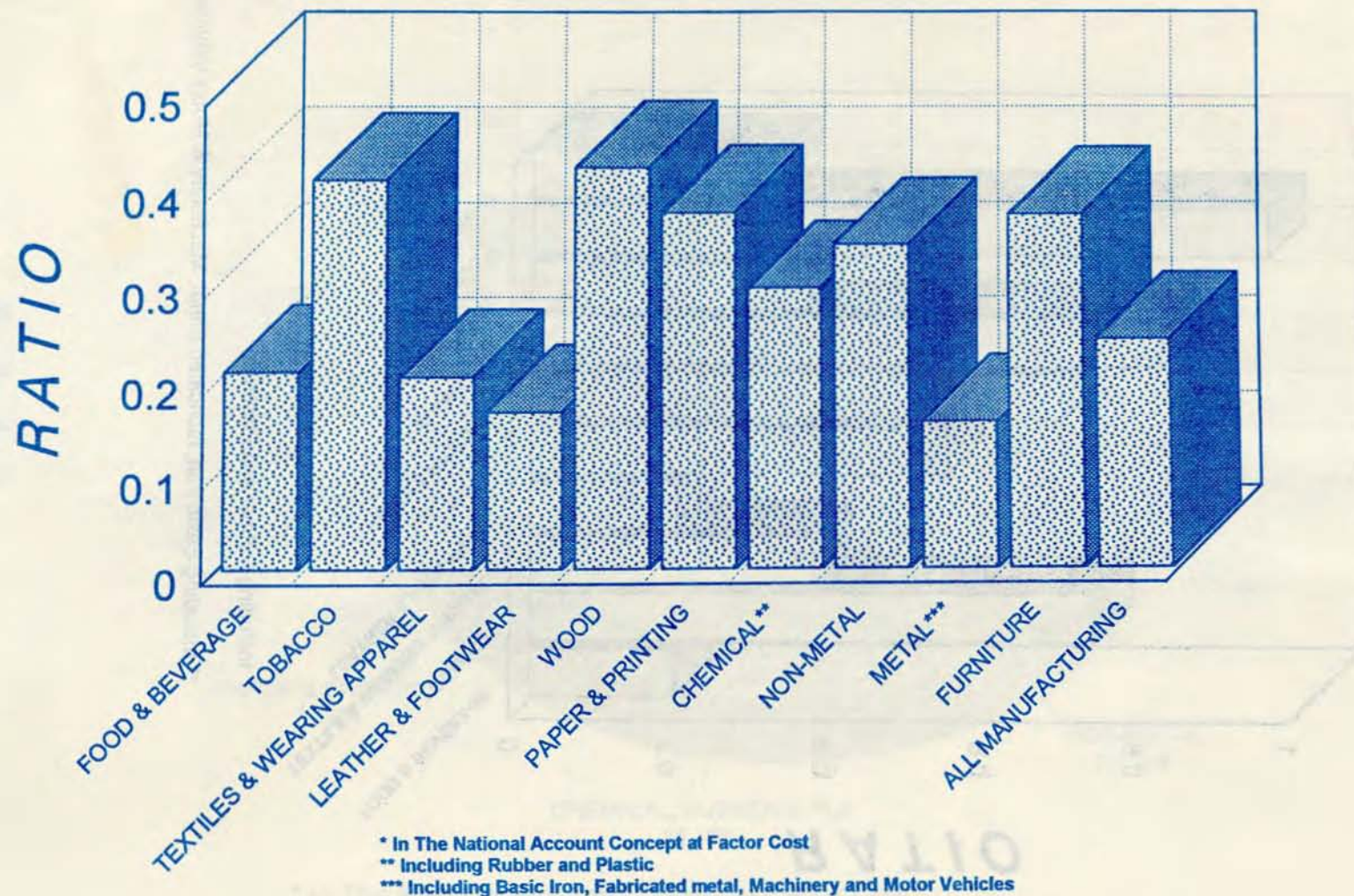


\* Including Rubber and Plastic

\*\* Including Basic Iron, fabricated metal, Machinery & Motor Vehicles

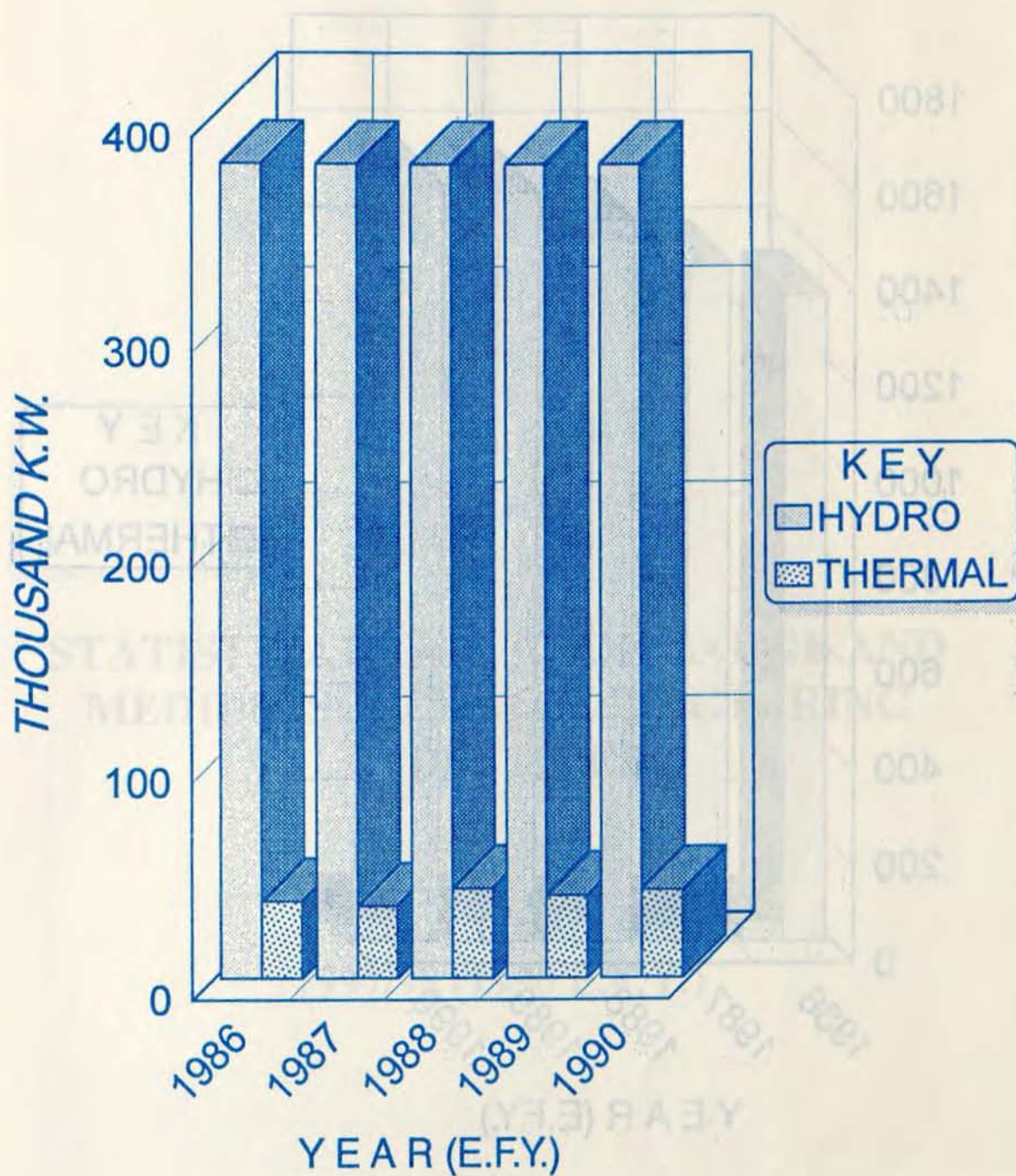
**FIG.V- RATIO OF VALUE ADDED\* TO GROSS VALUE OF PRODUCTION**

1997/98 (1990 E.F.Y.)



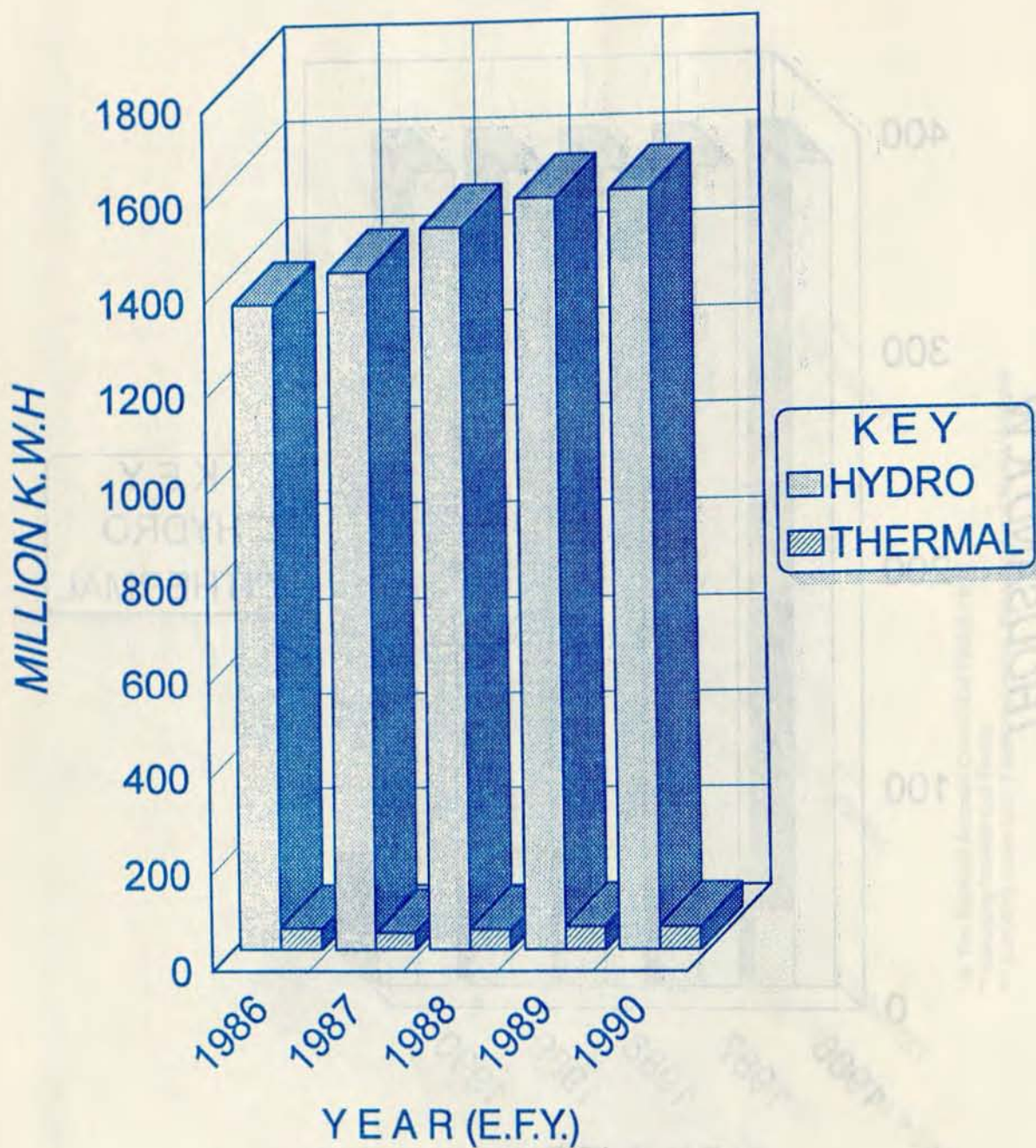
**FIG. VI - INSTALLED GENERATING CAPACITY OF ELECTRICITY**

1993/94 - 1997/98 (1986 - 1990 E.F.Y.)



# FIG. VII - PRODUCTION OF ELECTRICITY

1993/94 - 1997/98 (1986 - 1990 E.F.Y.)



**PART IV**

**STATISTICAL TABLES ON LARGE AND  
MEDIUM SCALE MANUFACTURING  
INDUSTRIES**

**1997/98 (1990 E.F.Y.)**



TABLE 4.1

COVERAGE OF THE SURVEY  
1997/98 (1990 E.F.Y.)

INDUSTRIAL GROUP	N <sup>o</sup> OF ESTABLISHMENTS COVERED BY THE REPORT			N <sup>o</sup> OF ESTABLISHMENTS WITH RESPONSES			PERCENTAGE OF RESPONSES		
	PUBLIC	PRIVATE	TOTAL	PUBLIC	PRIVATE	TOTAL	PUBLIC	PRIVATE	TOTAL
MANUFACTURE OF FOOD PRODUCTS AND BEVERAGES.....	54	170	224	52	167	219	96.30	98.24	97.77
MANUFACTURE OF TOBACCO PRODUCTS .....	1	-	1	1	-	1	100.00	-	100.00
MANUFACTURE OF TEXTILES .....	19	14	33	18	13	31	94.74	92.86	93.94
MANUFACTURE OF WEARING APPAREL, EXCEPT FUR APPAREL....	4	22	26	4	22	26	100.00	100.00	100.00
TANNING AND DRESSING OF LEATHER; MANUFACTURE OF FOOTWEAR, LUGGAGE AND HANDBAGS .....	7	50	57	7	50	57	100.00	100.00	100.00
MANUFACTURE OF WOOD AND OF PRODUCTS OF WOOD AND CORK, EXCEPT FURNITURE .....	7	9	16	7	9	16	100.00	100.00	100.00
MANUFACTURE OF PAPER, PAPER PRODUCTS AND PRINTING ....	9	44	53	9	44	53	100.00	100.00	100.00
MANUFACTURE OF CHEMICALS AND CHEMICAL PRODUCTS.....	13	30	43	13	29	42	100.00	96.67	97.67
MANUFACTURE OF RUBBER AND PLASTIC PRODUCTS... ..	3	23	26	3	23	26	100.00	100.00	100.00
MANUFACTURE OF OTHER NON-METALLIC MINERAL PRODUCTS ...	19	68	87	19	68	87	100.00	100.00	100.00
MANUFACTURE OF BASIC IRON AND STEEL.....	3	3	6	3	3	6	100.00	100.00	100.00
MANUFACTURE OF FABRICATED METAL PRODUCTS EXCEPT MACHINERY AND EQUIPMENT .....	5	35	40	5	35	40	100.00	100.00	100.00
MANUFACTURE OF MACHINERY AND EQUIPMENT N.E.C. ....	1	19	20	1	19	20	100.00	100.00	100.00
MANUFACTURE OF MOTOR VEHICLES, TRAILERS & SEMI-TRAILERS	2	10	12	2	10	12	100.00	100.00	100.00
MANUFACTURE OF FURNITURE; MANUFACTURING N.E.C. ....	8	110	118	7	110	117	87.50	100.00	99.15
T O T A L	155	607	762	151	602	753	97.42	99.18	98.82

COVERAGE OF THE SURVEY  
1997/98 (1990 E.F.Y.)

TABLE 4.1 (CONTD.)

INDUSTRIAL GROUP	VALUE ADDED AT FACTOR COST - NATIONAL ACCOUNT CONCEPT (IN '000 BIRR)								
	PUBLIC	PRIVATE	TOTAL	OF WHICH ESTABLISHMENTS WITH RESPONSES			PERCENTAGE OF RESPONSES		
				PUBLIC	PRIVATE	TOTAL	PUBLIC	PRIVATE	TOTAL
MANUFACTURE OF FOOD PRODUCTS AND BEVERAGES.....	476,433	49,423	525,856	474,859	48,649	523,508	99.67	98.43	99.55
MANUFACTURE OF TOBACCO PRODUCTS .....	99,384	-	99,384	99,384	-	99,384	100.00	-	100.00
MANUFACTURE OF TEXTILES .....	121,934	2,086	124,020	117,631	2,059	119,690	96.47	98.70	96.51
MANUFACTURE OF WEARING APPAREL, EXCEPT FUR APPAREL....	3,827	3,003	6,830	3,827	3,003	6,830	100.00	100.00	100.00
TANNING AND DRESSING OF LEATHER; MANUFACTURE OF FOOTWEAR, LUGGAGE AND HANDBAGS .....	61,136	47,312	108,447	61,136	47,312	108,447	100.00	100.00	100.00
MANUFACTURE OF WOOD AND OF PRODUCTS OF WOOD AND CORK, EXCEPT FURNITURE .....	16,446	808	17,254	16,446	808	17,254	100.00	100.00	100.00
MANUFACTURE OF PAPER, PAPER PRODUCTS AND PRINTING .....	86,385	22,444	108,829	86,385	22,444	108,829	100.00	100.00	100.00
MANUFACTURE OF CHEMICALS AND CHEMICAL PRODUCTS.....	52,945	100,031	152,976	52,945	99,950	152,895	100.00	99.92	99.95
MANUFACTURE OF RUBBER AND PLASTIC PRODUCTS.....	60,567	18,283	78,850	60,567	18,283	78,850	100.00	100.00	100.00
MANUFACTURE OF OTHER NON-METALLIC MINERAL PRODUCTS ...	162,753	24,395	187,148	162,753	24,395	187,148	100.00	100.00	100.00
MANUFACTURE OF BASIC IRON AND STEEL.....	44,931	-2,237	42,694	44,931	-2,237	42,694	100.00	100.00	100.00
MANUFACTURE OF FABRICATED METAL PRODUCTS EXCEPT MACHINERY AND EQUIPMENT .....	15,970	6,160	22,130	15,970	6,160	22,130	100.00	100.00	100.00
MANUFACTURE OF MACHINERY AND EQUIPMENT N.E.C. ....	60	2,286	2,346	60	2,286	2,346	100.00	100.00	100.00
MANUFACTURE OF MOTOR VEHICLES, TRAILERS & SEMI-TRAILERS	1,119	13,532	14,650	1,119	13,532	14,650	100.00	100.00	100.00
MANUFACTURE OF FURNITURE; MANUFACTURING N.E.C. ....	7,362	36,258	43,620	4,833	36,258	41,091	65.65	100.00	94.20
T O T A L	1,211,251	323,783	1,535,034	1,202,845	322,901	1,525,747	99.31	99.73	99.39

PAID-UP CAPITAL OF REPORTING ESTABLISHMENTS BY SOURCE OF OWNERSHIP AND INDUSTRIAL GROUP  
1997/98 (1990 E.F.Y.)

TABLE 4.2

INDUSTRIAL GROUP	N° OF ESTABLISHMENTS			PAID-UP CAPITAL (IN '000 BIRR)				
	PUBLIC	PRIVATE	TOTAL	PUBLIC	PRIVATE		NON-ETH.	TOTAL
					ETHIOPIAN			
					MALE	FEM.		
	52	168	220	547,229	320,834	38,862	107,413	1,014,338
MANUFACTURE OF FOOD PRODUCTS AND BEVERAGES.....								
Production, processing and preserving of meat, fruit and vegetables .....	5	5	10	18,564	4,000	-	102,144	124,708
Manufacture of vegetable and animal oils and fats....	8	24	32	35,819	54,529	382	-	90,731
Manufacture of dairy products .....	1	-	1	5,591	-	-	-	5,591
Manufacture of grain mill products .....	9	27	36	88,783	82,710	14,818	-	186,311
Manufacture of prepared animal feeds .....	2	2	4	2,894	498	150	-	3,542
Manufacture of bakery products .....	5	84	89	94,460	26,009	14,210	-	134,679
Manufacture of sugar and sugar confectionery .....	3	5	8	92,173	3,575	541	-	96,290
Manufacture of macaroni and spaghetti.....	2	1	3	8,296	7,046	371	-	15,713
Manufacture of food products n.e.c. ....	3	8	11	38,574	10,622	5,953	-	55,149
Distilling, rectifying and blending of spirits .....	4	6	10	8,308	3,072	2,437	150	13,967
Manufacture of wines .....	3	-	3	25,388	-	-	-	25,388
Manufacture of malt liquors and malt .....	5	-	5	107,910	-	-	-	107,910
Manufacture of soft drinks & production of mineral waters .....	2	6	8	20,468	128,773	-	5,119	154,360
MANUFACTURE OF TOBACCO PRODUCTS .....	1	-	1	49,400	-	-	-	49,400
Manufacture of tobacco products.....	1	-	1	49,400	-	-	-	49,400
MANUFACTURE OF TEXTILES .....	18	14	32	517,908	9,358	2,412	250	529,928
Spinning, weaving and finishing of textiles .....	16	5	21	480,118	3,258	375	150	483,901
Manufacture of cordage, rope, twine and netting .....	2	-	2	37,790	-	-	-	37,790
Knitting mills .....	-	9	9	-	6,100	2,037	100	8,237
MANUFACTURE OF WEARING APPAREL, EXCEPT FUR APPAREL.....	4	22	26	19,910	75,384	3,581	-	98,874
Manufacture of wearing apparel except fur apparel....	4	22	26	19,910	75,384	3,581	-	98,874
TANNING AND DRESSING OF LEATHER; MANUFACTURE OF FOOTWEAR, LUGGAGE AND HANDBAGS .....	7	50	57	49,612	150,571	51,831	-	252,015
Tanning and dressing of leather, luggage and handbags.	4	7	11	25,004	69,746	9,150	-	103,900
Manufacture of footwear.....	3	43	46	24,608	80,825	42,681	-	148,115
MANUFACTURE OF WOOD AND OF PRODUCTS OF WOOD AND CORK, EXCEPT FURNITURE .....	6	9	15	9,248	1,555	122	168	11,093
Manufacture of wood and of products of wood and cork, except furniture.....	6	9	15	9,248	1,555	122	168	11,093
MANUFACTURE OF PAPER, PAPER PRODUCTS AND PRINTING .....	9	43	52	110,697	193,463	5,210	108	309,478
Manufacture of paper and paper products.....	2	6	8	13,648	145,390	1,091	-	160,130
Publishing and printing services.....	7	37	44	97,049	48,073	4,119	108	149,348
MANUFACTURE OF CHEMICALS AND CHEMICAL PRODUCTS.....	12	29	41	265,421	47,210	12,181	-	324,811
Manufacture of basic chemicals, except fertilizers and nitrogen compounds.....	5	-	5	231,781	-	-	-	231,781
Manufacture of paints, varnishes and mastics .....	2	5	7	15,916	6,260	1,390	-	23,566

PAID-UP CAPITAL OF REPORTING ESTABLISHMENTS BY SOURCE OF OWNERSHIP AND INDUSTRIAL GROUP  
1997/98 (1990 E.F.Y.)

TABLE 4.2 (Contd..)

INDUSTRIAL GROUP	Nº OF ESTABLISHMENTS			PAID-UP CAPITAL (IN '000 BIRR)				
	PUBLIC	PRIVATE	TOTAL	PUBLIC	PRIVATE		NON-ETH.	TOTAL
					ETHIOPIAN			
					MALE	FEM.		
Manufacture of pharmaceuticals, medicinal chemicals and botanical products.....	2	2	4	12,924	1,198	1,198	-	15,320
Manufacture of soap and detergents cleaning and polishing, perfumes and toilet preparations.....	2	19	21	1,139	29,170	2,928	-	33,237
Manufacture of chemical products n.e.c. ....	1	3	4	3,660	10,582	6,665	-	20,907
MANUFACTURE OF RUBBER AND PLASTIC PRODUCTS.....	3	23	26	12,049	83,488	22,668	832	119,036
Manufacture of rubber products.....	1	4	5	5,938	4,266	1,790	-	11,995
Manufacture of plastic products.....	2	19	21	6,111	79,221	20,878	832	107,042
MANUFACTURE OF OTHER NON-METALLIC MINERAL PRODUCTS ....	18	68	86	487,846	31,678	3,631	30,380	553,535
Manufacture of glass and glass products.....	1	2	3	15,047	-	-	-	15,047
Manufacture of structural clay products .....	2	3	5	3,005	175	115	-	3,295
Manufacture of cement, lime and plaster .....	5	4	9	363,776	440	265	-	364,481
Manufacture of articles of concrete, cement and plaster .....	6	53	59	21,661	17,043	3,251	30	41,984
Manufacture of non-metallic mineral products n.e.c....	4	6	10	84,357	14,020	-	30,350	128,728
MANUFACTURE OF BASIC IRON AND STEEL.....	3	3	6	5,545	9,482	2,871	1,583	19,481
Manufacture of basic iron and steel.....	3	3	6	5,545	9,482	2,871	1,583	19,481
MANUFACTURE OF FABRICATED METAL PRODUCTS EXCEPT MACHINERY AND EQUIPMENT .....	5	35	40	224,198	18,559	3,197	2,103	248,058
Manufacture of structural metal products, tanks, reservoirs and containers of metal .....	-	24	24	-	7,874	1,891	1,834	11,598
Manufacture of cutlery, hand tools and general hardware .....	2	5	7	7,043	4,519	-	-	11,562
Manufacture of other fabricated metal products .....	3	6	9	217,155	6,167	1,306	270	224,897
MANUFACTURE OF MACHINERY AND EQUIPMENT N.E.C. ....	1	19	20	199	3,134	1,785	1,000	6,119
Manufacture of pumps, compressors, taps and valves...	-	-	-	-	-	-	-	-
Manufacture of ovens, furnaces and furnace burners...	-	4	4	-	307	1,000	1,000	2,307
Manufacture of other general purpose machinery.....	-	4	4	-	276	400	-	676
Manufacture of machinery for food and beverage processing .....	-	10	10	-	2,151	385	-	2,536
Manufacture of accumulators, primary cells and and primary batteries .....	1	1	2	199	400	-	-	599
MANUFACTURE OF MOTOR VEHICLES, TRAILERS & SEMI-TRAILERS.	2	10	12	15,824	14,537	2,653	520	33,535
Manufacture of bodies for motor vehicles.....	2	8	10	15,824	10,807	2,200	-	28,831
Manufacture of parts and accessories for motor vehicles and their engines.....	-	2	2	-	3,731	453	520	4,704
MANUFACTURE OF FURNITURE; MANUFACTURING N.E.C. ....	7	110	117	31,533	104,561	3,888	517	140,499
Manufacture of furniture; manufacturing n.e.c.....	7	110	117	31,533	104,561	3,888	517	140,499
T O T A L .....	148	603	751	2,346,620	1,063,815	154,892	144,874	3,710,199

NUMBER OF REPORTING ESTABLISHMENTS BY SIZE OF PAID-UP CAPITAL AND INDUSTRIAL GROUP - PUBLIC AND PRIVATE  
1997/98 (1990 E.F.Y.)

TABLE 4.3

INDUSTRIAL GROUP	PAID-UP CAPITAL IN BIRR						TOTAL ESTAB.
	UPTO 50,000	50,001 - 100,000	100,001- 250,000	250,001- 500,000	500,001- 1,000,000	OVER 1,000,000	
MANUFACTURE OF FOOD PRODUCTS AND BEVERAGES.....	19	14	33	25	25	104	220
Production, processing and preserving of meat, fruit and vegetables .....	-	-	-	-	1	9	10
Manufacture of vegetable and animal oils and fats....	3	1	6	5	4	13	32
Manufacture of dairy products .....	-	-	-	-	-	1	1
Manufacture of grain mill products .....	-	-	2	1	7	26	36
Manufacture of prepared animal feeds .....	-	-	-	2	1	1	4
Manufacture of bakery products .....	14	12	22	13	8	20	89
Manufacture of sugar and sugar confectionery .....	1	-	1	2	1	3	8
Manufacture of macaroni and spaghetti.....	-	-	-	-	-	3	3
Manufacture of food products n.e.c. ....	1	1	1	1	1	6	11
Distilling, rectifying and blending of spirits .....	-	-	1	1	2	6	10
Manufacture of wines .....	-	-	-	-	-	3	3
Manufacture of malt liquors and malt .....	-	-	-	-	-	5	5
Manufacture of soft drinks & production of mineral waters .....	-	-	-	-	-	8	8
MANUFACTURE OF TOBACCO PRODUCTS .....	-	-	-	-	-	1	1
Manufacture of tobacco products.....	-	-	-	-	-	1	1
MANUFACTURE OF TEXTILES .....	1	3	4	2	6	16	32
Spinning, weaving and finishing of textiles .....	-	1	1	2	5	12	21
Manufacture of cordage, rope, twine and netting .....	-	-	-	-	-	2	2
Knitting mills .....	1	2	3	-	1	2	9
MANUFACTURE OF WEARING APPAREL, EXCEPT FUR APPAREL....	2	2	3	4	4	11	26
Manufacture of wearing apparel except fur apparel....	2	2	3	4	4	11	26
TANNING AND DRESSING OF LEATHER; MANUFACTURE OF FOOTWEAR, LUGGAGE AND HANDBAGS .....	7	2	7	-	7	34	57
Tanning and dressing of leather, luggage and handbags.	-	-	-	-	-	11	11
Manufacture of footwear.....	7	2	7	-	7	23	46
MANUFACTURE OF WOOD AND OF PRODUCTS OF WOOD AND CORK, EXCEPT FURNITURE .....	1	1	6	1	4	2	15
Manufacture of wood and of products of wood and cork, except furniture.....	1	1	6	1	4	2	15
MANUFACTURE OF PAPER, PAPER PRODUCTS AND PRINTING .....	3	3	10	8	5	23	52
Manufacture of paper and paper products.....	-	-	-	2	-	6	8
Publishing and printing services.....	3	3	10	6	5	17	44
MANUFACTURE OF CHEMICALS AND CHEMICAL PRODUCTS.....	-	4	3	6	8	20	41
Manufacture of basic chemicals, except fertilizers and nitrogen compounds.....	-	-	-	-	2	3	5
Manufacture of paints, varnishes and mastics .....	-	-	-	1	1	5	7

NUMBER OF REPORTING ESTABLISHMENTS BY SIZE OF PAID-UP CAPITAL AND INDUSTRIAL GROUP - PUBLIC AND PRIVATE  
1997/98 (1990 E.F.Y.)

TABLE 4.3 (Contd..)

INDUSTRIAL GROUP	PAID-UP CAPITAL IN BIRR						TOTAL ESTAB.
	UPTO 50,000	50,001 - 100,000	100,001- 250,000	250,001- 500,000	500,001- 1,000,000	OVER 1,000,000	
Manufacture of pharmaceuticals, medicinal chemicals and botanical products.....	-	-	-	-	-	4	4
Manufacture of soap and detergents cleaning and polishing, perfumes and toilet preparations.....	-	4	3	4	5	5	21
Manufacture of chemical products n.e.c. ....	-	-	-	1	-	3	4
MANUFACTURE OF RUBBER AND PLASTIC PRODUCTS.....	-	-	1	1	6	18	26
Manufacture of rubber products.....	-	-	-	-	1	4	5
Manufacture of plastic products.....	-	-	1	1	5	14	21
MANUFACTURE OF OTHER NON-METALLIC MINERAL PRODUCTS ....	14	14	15	10	10	23	86
Manufacture of glass and glass products.....	-	-	-	-	-	3	3
Manufacture of structural clay products .....	-	2	1	-	1	1	5
Manufacture of cement, lime and plaster .....	1	1	2	1	-	4	9
Manufacture of articles of concrete, cement and plaster .....	12	10	11	9	8	9	59
Manufacture of non-metallic mineral products n.e.c....	1	1	1	-	1	6	10
MANUFACTURE OF BASIC IRON AND STEEL.....	-	-	-	-	-	6	6
Manufacture of basic iron and steel.....	-	-	-	-	-	6	6
MANUFACTURE OF FABRICATED METAL PRODUCTS EXCEPT MACHINERY AND EQUIPMENT .....	6	3	9	7	3	12	40
Manufacture of structural metal products, tanks, reservoirs and containers of metal .....	4	3	5	6	3	3	24
Manufacture of cutlery, hand tools and general hardware .....	1	-	1	-	-	5	7
Manufacture of other fabricated metal products .....	1	-	3	1	-	4	9
MANUFACTURE OF MACHINERY AND EQUIPMENT N.E.C. ....	3	3	6	6	1	1	20
Manufacture of pumps, compressors, taps and valves...	-	-	-	-	-	-	-
Manufacture of ovens, furnaces and furnace burners...	-	2	1	-	-	1	4
Manufacture of other general purpose machinery.....	2	-	-	2	-	-	4
Manufacture of machinery for food and beverage processing .....	1	1	4	3	1	-	10
Manufacture of accumulators, primary cells and and primary batteries .....	-	-	1	1	-	-	2
MANUFACTURE OF MOTOR VEHICLES, TRAILERS & SEMI-TRAILERS.	-	-	-	-	4	8	12
Manufacture of bodies for motor vehicles.....	-	-	-	-	3	7	10
Manufacture of parts and accessories for motor vehicles and their engines.....	-	-	-	-	1	1	2
MANUFACTURE OF FURNITURE; MANUFACTURING N.E.C. ....	22	6	25	26	16	22	117
Manufacture of furniture; manufacturing n.e.c.....	22	6	25	26	16	22	117
T O T A L .....	78	55	122	96	99	301	751

TABLE 4.4

INDUSTRIAL GROUP	PAID-UP CAPITAL IN BIRR						TOTAL ESTAB.
	UPTO 50,000	50,001 - 100,000	100,001- 250,000	250,001- 500,000	500,001- 1,000,000	OVER 1,000,000	
MANUFACTURE OF FOOD PRODUCTS AND BEVERAGES.....	-	-	1	2	7	42	52
Production, processing and preserving of meat, fruit and vegetables .....	-	-	-	-	1	4	5
Manufacture of vegetable and animal oils and fats....	-	-	1	1	1	5	8
Manufacture of dairy products .....	-	-	-	-	1	1	1
Manufacture of grain mill products .....	-	-	-	-	1	8	9
Manufacture of prepared animal feeds .....	-	-	-	-	3	1	2
Manufacture of bakery products .....	-	-	-	1	-	2	5
Manufacture of sugar and sugar confectionery .....	-	-	-	-	-	2	3
Manufacture of macaroni and spaghetti.....	-	-	-	-	-	3	3
Manufacture of food products n.e.c. ....	-	-	-	-	-	4	4
Distilling, rectifying and blending of spirits .....	-	-	-	-	-	3	3
Manufacture of wines .....	-	-	-	-	-	5	5
Manufacture of malt liquors and malt .....	-	-	-	-	-	-	-
Manufacture of soft drinks & production of mineral waters .....	-	-	-	-	-	2	2
MANUFACTURE OF TOBACCO PRODUCTS .....	-	-	-	-	-	1	1
Manufacture of tobacco products.....	-	-	-	-	-	1	1
MANUFACTURE OF TEXTILES .....	-	1	1	1	1	14	18
Spinning, weaving and finishing of textiles .....	-	1	1	1	1	12	16
Manufacture of cordage, rope, twine and netting .....	-	-	-	-	-	2	2
Knitting mills .....	-	-	-	-	-	-	-
MANUFACTURE OF WEARING APPAREL, EXCEPT FUR APPAREL....	-	-	-	-	-	4	4
Manufacture of wearing apparel except fur apparel....	-	-	-	-	-	4	4
TANNING AND DRESSING OF LEATHER; MANUFACTURE OF FOOTWEAR, LUGGAGE AND HANDBAGS .....	-	-	-	-	-	7	7
Tanning and dressing of leather, luggage and handbags.	-	-	-	-	-	4	4
Manufacture of footwear.....	-	-	-	-	-	3	3
MANUFACTURE OF WOOD AND OF PRODUCTS OF WOOD AND CORK, EXCEPT FURNITURE .....	-	-	-	1	3	2	6
Manufacture of wood and of products of wood and cork, except furniture.....	-	-	-	1	3	2	6
MANUFACTURE OF PAPER, PAPER PRODUCTS AND PRINTING .....	-	-	-	-	-	1	8
Manufacture of paper and paper products.....	-	-	-	-	-	2	2
Publishing and printing services.....	-	-	-	-	1	6	7
MANUFACTURE OF CHEMICALS AND CHEMICAL PRODUCTS.....	-	-	-	1	3	8	12
Manufacture of basic chemicals, except fertilizers and nitrogen compounds.....	-	-	-	-	-	2	3
Manufacture of paints, varnishes and mastics .....	-	-	-	-	-	2	2

NUMBER OF REPORTING ESTABLISHMENTS BY SIZE OF PAID-UP CAPITAL AND INDUSTRIAL GROUP - PUBLIC  
1997/98 (1990 E.F.Y.)

TABLE 4.4 (Contd..)

INDUSTRIAL GROUP	PAID-UP CAPITAL IN BIRR						TOTAL ESTAB.
	UPTO 50,000	50,001 - 100,000	100,001- 250,000	250,001- 500,000	500,001- 1,000,000	OVER 1,000,000	
Manufacture of pharmaceuticals, medicinal chemicals and botanical products.....	-	-	-	-	-	2	2
Manufacture of soap and detergents cleaning and polishing, perfumes and toilet preparations.....	-	-	-	1	1	-	2
Manufacture of chemical products n.e.c. ....	-	-	-	-	-	1	1
MANUFACTURE OF RUBBER AND PLASTIC PRODUCTS.....	-	-	-	-	-	3	3
Manufacture of rubber products.....	-	-	-	-	-	1	1
Manufacture of plastic products.....	-	-	-	-	-	2	2
MANUFACTURE OF OTHER NON-METALLIC MINERAL PRODUCTS ....	1	-	1	2	1	13	18
Manufacture of glass and glass products.....	-	-	-	-	-	1	1
Manufacture of structural clay products .....	-	-	-	-	1	1	2
Manufacture of cement, lime and plaster .....	-	-	1	-	-	4	5
Manufacture of articles of concrete, cement and plaster .....	1	-	-	2	-	3	6
Manufacture of non-metallic mineral products n.e.c....	-	-	-	-	-	4	4
MANUFACTURE OF BASIC IRON AND STEEL.....	-	-	-	-	-	3	3
Manufacture of basic iron and steel.....	-	-	-	-	-	3	3
MANUFACTURE OF FABRICATED METAL PRODUCTS EXCEPT MACHINERY AND EQUIPMENT .....	-	-	-	-	-	5	5
Manufacture of structural metal products, tanks, reservoirs and containers of metal .....	-	-	-	-	-	-	-
Manufacture of cutlery, hand tools and general hardware .....	-	-	-	-	-	2	2
Manufacture of other fabricated metal products .....	-	-	-	-	-	3	3
MANUFACTURE OF MACHINERY AND EQUIPMENT N.E.C. ....	-	-	1	-	-	-	1
Manufacture of pumps, compressors, taps and valves...	-	-	-	-	-	-	-
Manufacture of ovens, furnaces and furnace burners...	-	-	-	-	-	-	-
Manufacture of other general purpose machinery.....	-	-	-	-	-	-	-
Manufacture of machinery for food and beverage processing .....	-	-	-	-	-	-	-
Manufacture of accumulators, primary cells and and primary batteries .....	-	-	1	-	-	-	1
MANUFACTURE OF MOTOR VEHICLES, TRAILERS & SEMI-TRAILERS.	-	-	-	-	-	2	2
Manufacture of bodies for motor vehicles.....	-	-	-	-	-	2	2
Manufacture of parts and accessories for motor vehicles and their engines.....	-	-	-	-	-	-	-
MANUFACTURE OF FURNITURE; MANUFACTURING N.E.C. ....	-	-	1	2	1	3	7
Manufacture of furniture; manufacturing n.e.c.....	-	-	1	2	1	3	7
T O T A L .....	1	1	5	9	17	115	148

NUMBER OF REPORTING ESTABLISHMENTS BY SIZE OF PAID-UP CAPITAL AND INDUSTRIAL GROUP - PRIVATE  
1997/98 (1990 E.F.Y.)

TABLE 4.5

INDUSTRIAL GROUP	PAID-UP CAPITAL IN BIRR						TOTAL ESTAB.
	UPTO 50,000	50,001 - 100,000	100,001- 250,000	250,001- 500,000	500,001- 1,000,000	OVER 1,000,000	
MANUFACTURE OF FOOD PRODUCTS AND BEVERAGES.....	19	14	32	23	18	62	168
Production, processing and preserving of meat, fruit and vegetables .....	-	-	-	-	-	5	5
Manufacture of vegetable and animal oils and fats.....	3	1	5	4	3	8	24
Manufacture of dairy products .....	-	-	2	1	6	18	27
Manufacture of grain mill products .....	-	-	-	2	-	-	2
Manufacture of prepared animal feeds .....	-	-	22	13	5	18	84
Manufacture of bakery products .....	14	12	1	1	1	1	5
Manufacture of sugar and sugar confectionery .....	1	-	-	-	-	1	1
Manufacture of macaroni and spaghetti.....	-	-	1	1	1	3	8
Manufacture of food products n.e.c. ....	1	1	1	1	2	2	6
Distilling, rectifying and blending of spirits .....	-	-	-	-	-	-	-
Manufacture of wines .....	-	-	-	-	-	-	-
Manufacture of malt liquors and malt .....	-	-	-	-	-	-	-
Manufacture of soft drinks & production of mineral waters .....	-	-	-	-	-	6	6
MANUFACTURE OF TOBACCO PRODUCTS .....	-	-	-	-	-	-	-
Manufacture of tobacco products.....	-	-	-	-	-	-	-
MANUFACTURE OF TEXTILES .....	1	2	3	1	5	2	14
Spinning, weaving and finishing of textiles .....	-	-	-	1	4	-	5
Manufacture of cordage, rope, twine and netting .....	-	-	-	-	-	-	-
Knitting mills .....	1	2	3	-	1	2	9
MANUFACTURE OF WEARING APPAREL, EXCEPT FUR APPAREL.....	2	2	3	4	4	7	22
Manufacture of wearing apparel except fur apparel.....	2	2	3	4	4	7	22
TANNING AND DRESSING OF LEATHER; MANUFACTURE OF FOOTWEAR, LUGGAGE AND HANDBAGS .....	7	2	7	-	7	27	50
Tanning and dressing of leather, luggage and handbags. ....	-	-	-	-	-	7	7
Manufacture of footwear.....	7	2	7	-	7	20	43
MANUFACTURE OF WOOD AND OF PRODUCTS OF WOOD AND CORK, EXCEPT FURNITURE .....	1	1	6	-	1	-	9
Manufacture of wood and of products of wood and cork, except furniture.....	1	1	6	-	1	-	9
MANUFACTURE OF PAPER, PAPER PRODUCTS AND PRINTING .....	3	3	10	8	4	15	43
Manufacture of paper and paper products.....	-	-	-	2	-	4	6
Publishing and printing services.....	3	3	10	6	4	11	37
MANUFACTURE OF CHEMICALS AND CHEMICAL PRODUCTS.....	-	4	3	5	5	12	29
Manufacture of basic chemicals, except fertilizers and nitrogen compounds.....	-	-	-	-	-	-	-
Manufacture of paints, varnishes and mastics .....	-	-	-	1	1	3	5

NUMBER OF REPORTING ESTABLISHMENTS BY SIZE OF PAID-UP CAPITAL AND INDUSTRIAL GROUP - PRIVATE  
1997/98 (1990 E.F.Y.)

TABLE 4.5 (Contd..)

INDUSTRIAL GROUP	PAID-UP CAPITAL IN BIRR						TOTAL ESTAB.
	UPTO 50,000	50,001 - 100,000	100,001- 250,000	250,001- 500,000	500,001- 1,000,000	OVER 1,000,000	
Manufacture of pharmaceuticals, medicinal chemicals and botanical products.....	-	-	-	-	-	2	2
Manufacture of soap and detergents cleaning and polishing, perfumes and toilet preparations.....	-	4	3	3	4	5	19
Manufacture of chemical products n.e.c. ....	-	-	-	1	-	2	3
MANUFACTURE OF RUBBER AND PLASTIC PRODUCTS.....	-	-	1	1	6	15	23
Manufacture of rubber products.....	-	-	-	-	1	3	4
Manufacture of plastic products.....	-	-	1	1	5	12	19
MANUFACTURE OF OTHER NON-METALLIC MINERAL PRODUCTS ....	13	14	14	8	9	10	68
Manufacture of glass and glass products.....	-	-	-	-	-	2	2
Manufacture of structural clay products .....	-	2	1	-	-	-	3
Manufacture of cement, lime and plaster .....	1	1	1	1	-	-	4
Manufacture of articles of concrete, cement and plaster .....	11	10	11	7	8	6	53
Manufacture of non-metallic mineral products n.e.c....	1	1	1	-	1	2	6
MANUFACTURE OF BASIC IRON AND STEEL.....	-	-	-	-	-	3	3
Manufacture of basic iron and steel.....	-	-	-	-	-	3	3
MANUFACTURE OF FABRICATED METAL PRODUCTS EXCEPT MACHINERY AND EQUIPMENT .....	6	3	9	7	3	7	35
Manufacture of structural metal products, tanks, reservoirs and containers of metal .....	4	3	5	6	3	3	24
Manufacture of cutlery, hand tools and general hardware .....	1	-	1	-	-	3	5
Manufacture of other fabricated metal products .....	1	-	3	1	-	1	6
MANUFACTURE OF MACHINERY AND EQUIPMENT N.E.C. ....	3	3	5	6	1	1	19
Manufacture of pumps, compressors, taps and valves...	-	-	-	-	-	-	-
Manufacture of ovens, furnaces and furnace burners...	-	2	1	-	-	1	4
Manufacture of other general purpose machinery.....	2	-	-	2	-	-	4
Manufacture of machinery for food and beverage processing .....	1	1	4	3	1	-	10
Manufacture of accumulators, primary cells and and primary batteries .....	-	-	-	1	-	-	1
MANUFACTURE OF MOTOR VEHICLES, TRAILERS & SEMI-TRAILERS.	-	-	-	-	4	6	10
Manufacture of bodies for motor vehicles.....	-	-	-	-	3	5	8
Manufacture of parts and accessories for motor vehicles and their engines.....	-	-	-	-	1	1	2
MANUFACTURE OF FURNITURE; MANUFACTURING N.E.C. ....	22	6	24	24	15	19	110
Manufacture of furniture; manufacturing n.e.c.....	22	6	24	24	15	19	110
T O T A L .....	77	54	117	87	82	186	603

NUMBER OF ESTABLISHMENTS BY INDUSTRIAL GROUP AND FORM OF OWNERSHIP  
1997/98 (1990 E.F.Y.)

TABLE 4.6

INDUSTRIAL GROUP	FORM OF OWNERSHIP							TOTAL ESTAB.
	PUBLIC	INDIVIDUAL OWNERSHIP	PARTNER-SHIP	SHARE COMPANY	PRIVATE LIMITED COMPANY	CO-OPERATIVES	OTHERS	
MANUFACTURE OF FOOD PRODUCTS AND BEVERAGES.....	54	114	11	2	38	2	3	224
Production, processing and preserving of meat, fruit and vegetables .....	5	3	-	-	2	-	-	10
Manufacture of vegetable and animal oils and fats....	8	20	2	-	1	1	-	32
Manufacture of dairy products .....	1	-	-	-	-	-	-	1
Manufacture of grain mill products .....	10	15	1	-	13	-	-	39
Manufacture of prepared animal feeds .....	2	2	-	-	-	-	-	4
Manufacture of bakery products .....	5	62	6	1	12	1	2	89
Manufacture of sugar and sugar confectionery .....	3	5	-	-	1	-	-	8
Manufacture of macaroni and spaghetti.....	3	-	-	-	3	-	-	4
Manufacture of food products n.e.c. ....	3	5	-	-	3	-	-	11
Distilling, rectifying and blending of spirits .....	4	2	-	-	4	-	-	10
Manufacture of wines .....	3	-	-	-	-	-	-	3
Manufacture of malt liquors and malt .....	5	-	-	-	-	-	-	5
Manufacture of soft drinks & production of mineral waters .....	2	-	2	1	2	-	1	8
MANUFACTURE OF TOBACCO PRODUCTS .....	1	-	-	-	-	-	-	1
Manufacture of tobacco products.....	1	-	-	-	-	-	-	1
MANUFACTURE OF TEXTILES .....	19	7	2	2	3	-	-	33
Spinning, weaving and finishing of textiles .....	17	1	1	1	2	-	-	22
Manufacture of cordage, rope, twine and netting .....	2	-	-	-	-	-	-	2
Knitting mills .....	-	6	1	1	1	-	-	9
MANUFACTURE OF WEARING APPAREL, EXCEPT FUR APPAREL.....	4	10	1	-	8	2	1	26
Manufacture of wearing apparel except fur apparel....	4	10	1	-	8	2	1	26
TANNING AND DRESSING OF LEATHER; MANUFACTURE OF FOOTWEAR, LUGGAGE AND HANDBAGS .....	7	25	3	1	21	-	-	57
Tanning and dressing of leather, luggage and handbags.....	4	1	1	-	5	-	-	11
Manufacture of footwear.....	3	24	2	1	16	-	-	46
MANUFACTURE OF WOOD AND OF PRODUCTS OF WOOD AND CORK, EXCEPT FURNITURE .....	7	5	3	-	1	-	-	16
Manufacture of wood and of products of wood and cork, except furniture.....	7	5	3	-	1	-	-	16
MANUFACTURE OF PAPER, PAPER PRODUCTS AND PRINTING .....	9	19	2	3	19	-	1	53
Manufacture of paper and paper products.....	2	2	-	-	4	-	-	8
Publishing and printing services.....	7	17	2	3	15	-	1	45
MANUFACTURE OF CHEMICALS AND CHEMICAL PRODUCTS.....	13	7	6	1	16	-	-	43
Manufacture of basic chemicals, except fertilizers and nitrogen compounds.....	5	-	-	-	-	-	-	5
Manufacture of paints, varnishes and mastics .....	2	-	1	-	4	-	-	7

NUMBER OF ESTABLISHMENTS BY INDUSTRIAL GROUP AND FORM OF OWNERSHIP  
1997/98 (1990 E.F.Y.)

TABLE 4.6 (Contd..)

INDUSTRIAL GROUP	FORM OF OWNERSHIP							TOTAL ESTAB.
	PUBLIC	INDIVIDUAL OWNERSHIP	PARTNER-SHIP	SHARE COMPANY	PRIVATE LIMITED COMPANY	CO-OPERATIVES	OTHERS	
Manufacture of pharmaceuticals, medicinal chemicals and botanical products.....	2	-	1	1	-	-	-	4
Manufacture of soap and detergents cleaning and polishing, perfumes and toilet preparations.....	2	7	4	-	9	-	-	22
Manufacture of chemical products n.e.c. ....	2	-	-	-	3	-	-	5
MANUFACTURE OF RUBBER AND PLASTIC PRODUCTS.....	3	8	1	1	13	-	-	26
Manufacture of rubber products.....	1	2	-	1	1	-	-	5
Manufacture of plastic products.....	2	6	1	-	12	-	-	21
MANUFACTURE OF OTHER NON-METALLIC MINERAL PRODUCTS ....	19	56	4	3	1	1	3	87
Manufacture of glass and glass products.....	1	-	-	-	-	-	2	3
Manufacture of structural clay products .....	2	2	1	-	-	-	-	5
Manufacture of cement, lime and plaster .....	5	4	-	-	-	-	-	9
Manufacture of articles of concrete, cement and plaster .....	7	46	3	2	-	1	1	60
Manufacture of non-metallic mineral products n.e.c....	4	4	-	1	1	-	-	10
MANUFACTURE OF BASIC IRON AND STEEL.....	3	1	-	-	2	-	-	6
Manufacture of basic iron and steel.....	3	1	-	-	2	-	-	6
MANUFACTURE OF FABRICATED METAL PRODUCTS EXCEPT MACHINERY AND EQUIPMENT .....	5	23	1	2	7	2	-	40
Manufacture of structural metal products, tanks, reservoirs and containers of metal .....	-	19	-	-	4	1	-	24
Manufacture of cutlery, hand tools and general hardware .....	2	3	-	-	1	1	-	7
Manufacture of other fabricated metal products .....	3	1	1	2	2	-	-	9
MANUFACTURE OF MACHINERY AND EQUIPMENT N.E.C. ....	1	16	-	-	2	1	-	20
Manufacture of pumps, compressors, taps and valves...	-	-	-	-	-	-	-	-
Manufacture of ovens, furnaces and furnace burners...	-	3	-	-	1	-	-	4
Manufacture of other general purpose machinery.....	-	4	-	-	-	-	-	4
Manufacture of machinery for food and beverage processing .....	-	8	-	-	1	1	-	10
Manufacture of accumulators, primary cells and and primary batteries .....	1	1	-	-	-	-	-	2
MANUFACTURE OF MOTOR VEHICLES, TRAILERS & SEMI-TRAILERS.	2	5	-	1	4	-	-	12
Manufacture of bodies for motor vehicles.....	2	5	-	1	2	-	-	10
Manufacture of parts and accessories for motor vehicles and their engines.....	-	-	-	-	2	-	-	2
MANUFACTURE OF FURNITURE; MANUFACTURING N.E.C. ....	8	76	9	2	12	9	2	118
Manufacture of furniture; manufacturing n.e.c.....	8	76	9	2	12	9	2	118
T O T A L .....	155	372	43	18	147	17	10	762

NUMBER OF OWNERS OF PRIVATE ESTABLISHMENTS BY FORM OF OWNERSHIP, SEX AND INDUSTRIAL GROUP  
1997/98 (1990 E.F.Y.)

TABLE 4.7

INDUSTRIAL GROUP	FORM OF OWNERSHIP AND SEX													
	INDIVIDUAL OWNERSHIP		PARTNER-SHIP		SHARE COMPANY		PRIVATE LIMITED COMPANY		CO-OPERATIVES		OTHERS		TOTAL ESTAB.	
	MALE	FEMALE	MALE	FEMALE	MALE	FEMALE	MALE	FEMALE	MALE	FEMALE	MALE	FEMALE	MALE	FEMALE
MANUFACTURE OF FOOD PRODUCTS AND BEVERAGES.....	91	21	17	16	6	1	78	41	41	13	5	-	238	92
Production, processing and preserving of meat, fruit and vegetables .....	1	-	-	-	-	-	1	-	-	-	-	-	2	3
Manufacture of vegetable and animal oils and fats....	20	-	3	1	-	-	1	1	19	1	-	-	43	-
Manufacture of dairy products .....	13	2	5	3	-	-	29	16	-	-	-	-	47	21
Manufacture of grain mill products .....	2	1	-	-	-	-	-	-	-	-	-	-	2	1
Manufacture of prepared animal feeds .....	47	14	4	12	1	1	17	8	22	12	-	-	91	47
Manufacture of bakery products .....	4	1	-	-	-	-	-	-	-	-	-	-	4	1
Manufacture of sugar and sugar confectionery .....	-	-	-	-	-	-	1	1	-	-	-	-	1	1
Manufacture of macaroni and spaghetti.....	-	2	-	-	-	-	6	4	-	-	-	-	9	6
Manufacture of food products n.e.c. ....	3	1	-	-	-	-	14	11	-	-	-	-	15	12
Distilling, rectifying and blending of spirits .....	1	-	-	-	-	-	-	-	-	-	-	-	-	-
Manufacture of wines .....	-	-	-	-	-	-	-	-	-	-	-	-	-	-
Manufacture of malt liquors and malt .....	-	-	-	-	-	-	-	-	-	-	-	-	-	-
Manufacture of soft drinks & production of mineral waters .....	-	-	5	-	5	-	9	-	-	-	5	-	24	-
MANUFACTURE OF TOBACCO PRODUCTS .....	-	-	-	-	-	-	-	-	-	-	-	-	-	-
Manufacture of tobacco products.....	-	-	-	-	-	-	-	-	-	-	-	-	-	-
MANUFACTURE OF TEXTILES .....	7	-	4	1	2	-	6	5	-	-	-	-	19	6
Spinning, weaving and finishing of textiles .....	1	-	2	-	1	-	2	3	-	-	-	-	6	3
Manufacture of cordage, rope, twine and netting .....	6	-	2	1	1	-	4	2	-	-	-	-	13	3
Knitting mills .....	-	-	-	-	-	-	-	-	-	-	-	-	-	-
MANUFACTURE OF WEARING APPAREL, EXCEPT FUR APPAREL.....	9	1	2	-	-	-	19	6	132	7	-	-	162	14
Manufacture of wearing apparel except fur apparel....	9	1	2	-	-	-	19	6	132	7	-	-	162	14
TANNING AND DRESSING OF LEATHER; MANUFACTURE OF FOOTWEAR, LUGGAGE AND HANDBAGS .....	22	8	6	-	2	1	45	26	-	-	-	-	75	35
Tanning and dressing of leather, luggage and handbags.	1	-	2	-	-	-	8	5	-	-	-	-	11	5
Manufacture of footwear.....	21	8	4	-	2	1	37	21	-	-	-	-	64	30
MANUFACTURE OF WOOD AND OF PRODUCTS OF WOOD AND CORK, EXCEPT FURNITURE .....	4	1	7	1	-	-	4	4	-	-	-	-	15	6
Manufacture of wood and of products of wood and cork, except furniture.....	4	1	7	1	-	-	4	4	-	-	-	-	15	6
MANUFACTURE OF PAPER, PAPER PRODUCTS AND PRINTING .....	16	3	2	8	5	3	58	44	-	-	-	-	81	58
Manufacture of paper and paper products.....	1	1	-	-	-	-	9	8	-	-	-	-	10	9
Publishing and printing services.....	15	2	2	8	5	3	49	36	-	-	-	-	71	49
MANUFACTURE OF CHEMICALS AND CHEMICAL PRODUCTS.....	7	-	5	9	-	-	33	11	-	-	-	-	45	20
Manufacture of basic chemicals, except fertilizers and nitrogen compounds.....	-	-	-	-	-	-	-	-	-	-	-	-	-	-
Manufacture of paints, varnishes and mastics .....	-	-	1	1	-	-	11	3	-	-	-	-	12	4

NUMBER OF OWNERS OF PRIVATE ESTABLISHMENTS BY FORM OF OWNERSHIP, SEX AND INDUSTRIAL GROUP  
1997/98 (1990 E.F.Y.)

TABLE 4.7 (Contd..)

INDUSTRIAL GROUP	FORM OF OWNERSHIP AND SEX														
	INDIVIDUAL OWNERSHIP		PARTNER-SHIP		SHARE COMPANY		PRIVATE LIMITED COMPANY		CO-OPERATIVES		OTHERS		TOTAL ESTAB.		
	MALE	FEMALE	MALE	FEMALE	MALE	FEMALE	MALE	FEMALE	MALE	FEMALE	MALE	FEMALE	MALE	FEMALE	
Manufacture of pharmaceuticals, medicinal chemicals and botanical products.....	-	-	1	1	-	-	-	-	-	-	-	-	-	1	1
Manufacture of soap and detergents cleaning and polishing, perfumes and toilet preparations.....	7	-	3	7	-	-	18	3	-	-	-	-	28	10	
Manufacture of chemical products n.e.c. ....	-	-	-	-	-	-	4	5	-	-	-	-	4	5	
MANUFACTURE OF RUBBER AND PLASTIC PRODUCTS.....	7	1	-	2	4	2	34	16	-	-	-	-	45	21	
Manufacture of rubber products.....	2	-	-	-	4	2	2	2	-	-	-	-	8	4	
Manufacture of plastic products.....	5	1	-	2	-	-	32	14	-	-	-	-	37	17	
MANUFACTURE OF OTHER NON-METALLIC MINERAL PRODUCTS ....	39	15	15	2	6	2	2	-	9	-	-	-	71	19	
Manufacture of glass and glass products.....	-	-	-	-	-	-	-	-	-	-	-	-	-	-	
Manufacture of structural clay products .....	1	1	2	-	-	-	-	-	-	-	-	-	3	1	
Manufacture of cement, lime and plaster .....	3	4	-	-	-	-	-	-	-	-	-	-	3	4	
Manufacture of articles of concrete, cement and plaster .....	31	10	13	2	6	2	-	-	9	-	-	-	59	14	
Manufacture of non-metallic mineral products n.e.c....	4	-	-	-	-	-	2	-	-	-	-	-	6	-	
MANUFACTURE OF BASIC IRON AND STEEL.....	1	-	-	-	-	-	3	2	-	-	-	-	4	2	
Manufacture of basic iron and steel.....	1	-	-	-	-	-	3	2	-	-	-	-	4	2	
MANUFACTURE OF FABRICATED METAL PRODUCTS EXCEPT MACHINERY AND EQUIPMENT .....	22	1	2	-	17	5	13	6	41	-	-	-	95	12	
Manufacture of structural metal products, tanks, reservoirs and containers of metal .....	18	1	-	-	-	-	8	5	17	-	-	-	43	6	
Manufacture of cutlery, hand tools and general hardware .....	3	-	-	-	-	-	3	-	24	-	-	-	30	-	
Manufacture of other fabricated metal products .....	1	-	2	-	17	5	2	1	-	-	-	-	22	6	
MANUFACTURE OF MACHINERY AND EQUIPMENT N.E.C. ....	12	3	-	-	-	-	2	5	11	-	-	-	25	8	
Manufacture of pumps, compressors, taps and valves...	-	-	-	-	-	-	-	-	-	-	-	-	-	-	
Manufacture of ovens, furnaces and furnace burners...	2	1	-	-	-	-	1	4	-	-	-	-	3	5	
Manufacture of other general purpose machinery.....	2	1	-	-	-	-	-	-	-	-	-	-	2	1	
Manufacture of machinery for food and beverage processing .....	7	1	-	-	-	-	1	1	11	-	-	-	19	2	
Manufacture of accumulators, primary cells and and primary batteries .....	1	-	-	-	-	-	-	-	-	-	-	-	1	-	
MANUFACTURE OF MOTOR VEHICLES, TRAILERS & SEMI-TRAILERS.	4	-	-	-	-	-	6	8	-	-	-	-	10	8	
Manufacture of bodies for motor vehicles.....	4	-	-	-	-	-	3	4	-	-	-	-	7	4	
Manufacture of parts and accessories for motor vehicles and their engines.....	-	-	-	-	-	-	3	4	-	-	-	-	3	4	
MANUFACTURE OF FURNITURE; MANUFACTURING N.E.C. ....	68	5	13	4	107	28	23	11	107	3	1	-	319	51	
Manufacture of furniture; manufacturing n.e.c.....	68	5	13	4	107	28	23	11	107	3	1	-	319	51	
T O T A L .....	309	59	73	43	149	42	326	185	341	23	6	-	1,204	352	

NUMBER OF ESTABLISHMENTS WITH AND WITHOUT BOOKS OF ACCOUNTS BY THE CALENDAR YEAR  
THEIR BOOKS OF ACCOUNTS ARE KEPT AND INDUSTRIAL GROUP - PUBLIC AND PRIVATE  
1997/98 (1990 E.F.Y.)

TABLE 4.8

INDUSTRIAL GROUP	NO. OF ESTABLISHMENTS WITH BOOKS OF ACCOUNTS					ESTAB. WITH NO BOOKS OF ACCOUNTS	GRAND TOTAL
	ETHIOPIAN BUDGET YEAR	ETHIOPIAN CALENDAR YEAR	GREGORIAN CALENDAR YEAR	OTHERS	TOTAL		
MANUFACTURE OF FOOD PRODUCTS AND BEVERAGES.....	122	-	4	-	126	98	224
Production, processing and preserving of meat, fruit and vegetables .....	10	-	-	-	10	-	10
Manufacture of vegetable and animal oils and fats....	13	-	-	-	13	19	32
Manufacture of dairy products .....	1	-	-	-	1	-	1
Manufacture of grain mill products .....	21	-	2	-	23	16	39
Manufacture of prepared animal feeds .....	4	-	-	-	4	-	4
Manufacture of bakery products .....	32	-	-	-	32	57	89
Manufacture of sugar and sugar confectionery .....	3	-	1	-	4	4	8
Manufacture of macaroni and spaghetti.....	4	-	-	-	4	-	4
Manufacture of food products n.e.c. ....	9	-	-	-	9	2	11
Distilling, rectifying and blending of spirits .....	9	-	1	-	10	-	10
Manufacture of wines .....	3	-	-	-	3	-	3
Manufacture of malt liquors and malt .....	5	-	-	-	5	-	5
Manufacture of soft drinks & production of mineral waters .....	8	-	-	-	8	-	8
MANUFACTURE OF TOBACCO PRODUCTS .....	1	-	-	-	1	-	1
Manufacture of tobacco products.....	1	-	-	-	1	-	1
MANUFACTURE OF TEXTILES .....	25	-	-	-	27	6	33
Spinning, weaving and finishing of textiles .....	17	-	-	2	19	3	22
Manufacture of cordage, rope, twine and netting .....	2	-	-	-	2	-	2
Knitting mills .....	6	-	-	-	6	3	9
MANUFACTURE OF WEARING APPAREL, EXCEPT FUR APPAREL.....	17	1	-	-	18	8	26
Manufacture of wearing apparel except fur apparel....	17	1	-	-	18	8	26
TANNING AND DRESSING OF LEATHER; MANUFACTURE OF FOOTWEAR, LUGGAGE AND HANDBAGS .....	35	-	3	-	38	19	57
Tanning and dressing of leather, luggage and handbags..	11	-	-	-	11	-	11
Manufacture of footwear.....	24	-	3	-	27	19	46
MANUFACTURE OF WOOD AND OF PRODUCTS OF WOOD AND CORK, EXCEPT FURNITURE .....	7	-	-	-	7	9	16
Manufacture of wood and of products of wood and cork, except furniture.....	7	-	-	-	7	9	16
MANUFACTURE OF PAPER, PAPER PRODUCTS AND PRINTING .....	41	1	1	2	45	8	53
Manufacture of paper and paper products.....	7	-	-	-	7	1	8
Publishing and printing services.....	34	1	1	2	38	7	45
MANUFACTURE OF CHEMICALS AND CHEMICAL PRODUCTS.....	29	1	4	2	36	7	43
Manufacture of basic chemicals, except fertilizers and nitrogen compounds.....	5	-	-	-	5	-	5
Manufacture of paints, varnishes and mastics .....	6	-	-	1	7	-	7

NUMBER OF ESTABLISHMENTS WITH AND WITHOUT BOOKS OF ACCOUNTS BY THE CALENDAR YEAR  
THEIR BOOKS OF ACCOUNTS ARE KEPT AND INDUSTRIAL GROUP - PUBLIC AND PRIVATE  
1997/98 (1990 E.F.Y.)

TABLE 4.8 (Contd..)

INDUSTRIAL GROUP	NO. OF ESTABLISHMENTS WITH BOOKS OF ACCOUNTS				ESTAB. WITH NO BOOKS OF ACCOUNTS	GRAND TOTAL	
	ETHIOPIAN BUDGET YEAR	ETHIOPIAN CALENDAR YEAR	GREGORIAN CALENDAR YEAR	OTHERS			TOTAL
Manufacture of pharmaceuticals, medicinal chemicals and botanical products.....	3	-	-	-	3	1	4
Manufacture of soap and detergents cleaning and polishing, perfumes and toilet preparations.....	11	1	3	1	16	6	22
Manufacture of chemical products n.e.c. ....	4	-	1	-	5	-	5
MANUFACTURE OF RUBBER AND PLASTIC PRODUCTS.....	21	-	2	1	24	2	26
Manufacture of rubber products.....	4	-	-	-	4	1	5
Manufacture of plastic products.....	17	-	2	1	20	1	21
MANUFACTURE OF OTHER NON-METALLIC MINERAL PRODUCTS ....	29	-	3	-	32	55	87
Manufacture of glass and glass products.....	1	-	2	-	3	-	3
Manufacture of structural clay products .....	2	-	-	-	2	3	5
Manufacture of cement, lime and plaster .....	7	-	-	-	7	2	9
Manufacture of articles of concrete, cement and plaster .....	14	-	-	-	14	46	60
Manufacture of non-metallic mineral products n.e.c....	5	-	1	-	6	4	10
MANUFACTURE OF BASIC IRON AND STEEL.....	6	-	-	-	6	-	6
Manufacture of basic iron and steel.....	6	-	-	-	6	-	6
MANUFACTURE OF FABRICATED METAL PRODUCTS EXCEPT MACHINERY AND EQUIPMENT .....	18	-	2	-	20	20	40
Manufacture of structural metal products, tanks, reservoirs and containers of metal .....	7	-	1	-	8	16	24
Manufacture of cutlery, hand tools and general hardware .....	4	-	-	-	4	3	7
Manufacture of other fabricated metal products .....	7	-	1	-	8	1	9
MANUFACTURE OF MACHINERY AND EQUIPMENT N.E.C. ....	8	-	-	-	8	12	20
Manufacture of pumps, compressors, taps and valves...	-	-	-	-	-	-	-
Manufacture of ovens, furnaces and furnace burners...	2	-	-	-	2	2	4
Manufacture of other general purpose machinery.....	2	-	-	-	2	8	10
Manufacture of machinery for food and beverage processing .....	2	-	-	-	2	-	2
Manufacture of accumulators, primary cells and and primary batteries .....	2	-	-	-	2	-	2
MANUFACTURE OF MOTOR VEHICLES, TRAILERS & SEMI-TRAILERS.	9	-	1	-	10	2	12
Manufacture of bodies for motor vehicles.....	7	-	1	-	8	2	10
Manufacture of parts and accessories for motor vehicles and their engines.....	2	-	-	-	2	-	2
MANUFACTURE OF FURNITURE; MANUFACTURING N.E.C. ....	25	-	1	-	26	92	118
Manufacture of furniture; manufacturing n.e.c.....	25	-	1	-	26	92	118
<b>T O T A L . . . . .</b>	<b>393</b>	<b>3</b>	<b>21</b>	<b>7</b>	<b>424</b>	<b>338</b>	<b>762</b>

NUMBER OF ESTABLISHMENTS WITH AND WITHOUT BOOKS OF ACCOUNTS BY THE CALENDAR YEAR  
THEIR BOOKS OF ACCOUNTS ARE KEPT AND INDUSTRIAL GROUP - PUBLIC  
1997/98 (1990 E.F.Y.)

TABLE 4.9

INDUSTRIAL GROUP	NO. OF ESTABLISHMENTS WITH BOOKS OF ACCOUNTS					ESTAB. WITH NO BOOKS OF ACCOUNTS	GRAND TOTAL
	ETHIOPIAN BUDGET YEAR	ETHIOPIAN CALENDAR YEAR	GREGORIAN CALENDAR YEAR	OTHERS	TOTAL		
							54
MANUFACTURE OF FOOD PRODUCTS AND BEVERAGES.....	53	-	1	-		-	54
Production, processing and preserving of meat, fruit and vegetables .....	5	-	-	-		-	5
Manufacture of vegetable and animal oils and fats....	8	-	-	-		-	8
Manufacture of dairy products .....	1	-	-	-		-	1
Manufacture of grain mill products .....	10	-	-	-		-	10
Manufacture of prepared animal feeds .....	2	-	-	-		-	2
Manufacture of bakery products .....	5	-	-	-		-	5
Manufacture of sugar and sugar confectionery .....	2	-	1	-		-	3
Manufacture of macaroni and spaghetti.....	3	-	-	-		-	3
Manufacture of food products n.e.c. ....	3	-	-	-		-	3
Distilling, rectifying and blending of spirits .....	4	-	-	-		-	4
Manufacture of wines .....	3	-	-	-		-	3
Manufacture of malt liquors and malt .....	5	-	-	-		-	5
Manufacture of soft drinks & production of mineral waters .....	2	-	-	-		-	2
MANUFACTURE OF TOBACCO PRODUCTS .....	1	-	-	-		-	1
Manufacture of tobacco products.....	1	-	-	-		-	1
MANUFACTURE OF TEXTILES .....	16	-	-	-	1	2	19
Spinning, weaving and finishing of textiles .....	14	-	-	-	1	-	17
Manufacture of cordage, rope, twine and netting .....	2	-	-	-	-	-	2
Knitting mills .....	-	-	-	-	-	-	-
MANUFACTURE OF WEARING APPAREL, EXCEPT FUR APPAREL.....	4	-	-	-		-	4
Manufacture of wearing apparel except fur apparel....	4	-	-	-		-	4
TANNING AND DRESSING OF LEATHER; MANUFACTURE OF FOOTWEAR, LUGGAGE AND HANDBAGS .....	7	-	-	-		-	7
Tanning and dressing of leather, luggage and handbags.	4	-	-	-		-	4
Manufacture of footwear.....	3	-	-	-		-	3
MANUFACTURE OF WOOD AND OF PRODUCTS OF WOOD AND CORK, EXCEPT FURNITURE .....	4	-	-	-		3	7
Manufacture of wood and of products of wood and cork, except furniture.....	4	-	-	-		3	7
MANUFACTURE OF PAPER, PAPER PRODUCTS AND PRINTING .....	9	-	-	-		-	9
Manufacture of paper and paper products.....	2	-	-	-		-	2
Publishing and printing services.....	7	-	-	-		-	7
MANUFACTURE OF CHEMICALS AND CHEMICAL PRODUCTS.....	13	-	-	-		-	13
Manufacture of basic chemicals, except fertilizers and nitrogen compounds.....	5	-	-	-		-	5
Manufacture of paints, varnishes and mastics .....	2	-	-	-		-	2

NUMBER OF ESTABLISHMENTS WITH AND WITHOUT BOOKS OF ACCOUNTS BY THE CALENDAR YEAR  
THEIR BOOKS OF ACCOUNTS ARE KEPT AND INDUSTRIAL GROUP - PUBLIC  
1997/98 (1990 E.F.Y.)

TABLE 4.9 (Contd..)

INDUSTRIAL GROUP	NO. OF ESTABLISHMENTS WITH BOOKS OF ACCOUNTS				ESTAB. WITH NO BOOKS OF ACCOUNTS	GRAND TOTAL		
	ETHIOPIAN BUDGET YEAR	ETHIOPIAN CALENDAR YEAR	GREGORIAN CALENDAR YEAR	OTHERS			TOTAL	
Manufacture of pharmaceuticals, medicinal chemicals and botanical products.....	2	-	-	-	2	-	2	
Manufacture of soap and detergents cleaning and polishing, perfumes and toilet preparations.....	2	-	-	-	2	-	2	
Manufacture of chemical products n.e.c. ....	2	-	-	-	2	-	2	
MANUFACTURE OF RUBBER AND PLASTIC PRODUCTS.....	3	-	-	-	3	-	3	
Manufacture of rubber products.....	1	-	-	-	1	-	1	
Manufacture of plastic products.....	2	-	-	-	2	-	2	
MANUFACTURE OF OTHER NON-METALLIC MINERAL PRODUCTS ....	16	-	-	-	16	3	19	
Manufacture of glass and glass products.....	1	-	-	-	1	-	1	
Manufacture of structural clay products .....	1	-	-	-	1	1	2	
Manufacture of cement, lime and plaster .....	5	-	-	-	5	-	5	
Manufacture of articles of concrete, cement and plaster .....	5	-	-	-	5	2	7	
Manufacture of non-metallic mineral products n.e.c....	4	-	-	-	4	-	4	
MANUFACTURE OF BASIC IRON AND STEEL.....	3	-	-	-	3	-	3	
Manufacture of basic iron and steel.....	3	-	-	-	3	-	3	
MANUFACTURE OF FABRICATED METAL PRODUCTS EXCEPT MACHINERY AND EQUIPMENT .....	5	-	-	-	5	-	5	
Manufacture of structural metal products, tanks, reservoirs and containers of metal .....	-	-	-	-	-	-	-	
Manufacture of cutlery, hand tools and general hardware .....	2	-	-	-	2	-	2	
Manufacture of other fabricated metal products .....	3	-	-	-	3	-	3	
MANUFACTURE OF MACHINERY AND EQUIPMENT N.E.C. ....	1	-	-	-	1	-	1	
Manufacture of pumps, compressors, taps and valves...	-	-	-	-	-	-	-	
Manufacture of ovens, furnaces and furnace burners...	-	-	-	-	-	-	-	
Manufacture of other general purpose machinery.....	-	-	-	-	-	-	-	
Manufacture of machinery for food and beverage processing .....	-	-	-	-	-	-	-	
Manufacture of accumulators, primary cells and and primary batteries .....	1	-	-	-	1	-	1	
MANUFACTURE OF MOTOR VEHICLES, TRAILERS & SEMI-TRAILERS.	1	-	-	1	2	-	2	
Manufacture of bodies for motor vehicles.....	1	-	-	1	2	-	2	
Manufacture of parts and accessories for motor vehicles and their engines.....	-	-	-	-	-	-	-	
MANUFACTURE OF FURNITURE; MANUFACTURING N.E.C. ....	4	-	-	-	4	4	8	
Manufacture of furniture; manufacturing n.e.c.....	4	-	-	-	4	4	8	
T O T A L . . . . .	140	-	-	2	1	143	12	155

NUMBER OF ESTABLISHMENTS WITH AND WITHOUT BOOKS OF ACCOUNTS BY THE CALENDAR YEAR  
THEIR BOOKS OF ACCOUNTS ARE KEPT AND INDUSTRIAL GROUP - PRIVATE  
1997/98 (1990 E.F.Y.)

TABLE 4.10

INDUSTRIAL GROUP	NO. OF ESTABLISHMENTS WITH BOOKS OF ACCOUNTS					ESTAB. WITH NO BOOKS OF ACCOUNT	GRAND TOTAL
	EHIOPIAN BUDGET YEAAR	EHIIOPIAN CALENDAR YEAR	GREGORIAN CALENDAR YEAR	OTHERS	TOTAL		
MANUFACTURE OF FOOD PRODUCTS AND BEVERAGES.....	69	-	3	-	72	98	170
Production, processing and preserving of meat, fruit and vegetables .....	5	-	-	-	5	-	5
Manufacture of vegetable and animal oils and fats....	5	-	-	-	5	19	24
Manufacture of dairy products .....	11	-	2	-	13	16	29
Manufacture of grain mill products .....	2	-	-	-	2	-	2
Manufacture of prepared animal feeds .....	27	-	-	-	27	57	84
Manufacture of bakery products .....	1	-	-	-	1	4	5
Manufacture of sugar and sugar confectionery .....	1	-	-	-	1	-	1
Manufacture of macaroni and spaghetti.....	6	-	-	-	6	2	8
Manufacture of food products n.e.c. ....	5	-	1	-	6	-	6
Distilling, rectifying and blending of spirits .....	-	-	-	-	-	-	-
Manufacture of wines .....	-	-	-	-	-	-	-
Manufacture of malt liquors and malt .....	-	-	-	-	-	-	-
Manufacture of soft drinks & production of mineral waters .....	6	-	-	-	6	-	6
MANUFACTURE OF TOBACCO PRODUCTS .....	-	-	-	-	-	-	-
Manufacture of tobacco products.....	-	-	-	-	-	-	-
MANUFACTURE OF TEXTILES .....	9	-	-	-	10	4	14
Spinning, weaving and finishing of textiles .....	3	-	-	1	4	1	5
Manufacture of cordage, rope, twine and netting .....	-	-	-	-	6	3	9
Knitting mills .....	6	-	-	-	6	-	6
MANUFACTURE OF WEARING APPAREL, EXCEPT FUR APPAREL.....	13	1	-	-	14	8	22
Manufacture of wearing apparel except fur apparel....	13	1	-	-	14	8	22
TANNING AND DRESSING OF LEATHER; MANUFACTURE OF FOOTWEAR, LUGGAGE AND HANDBAGS .....	28	-	3	-	31	19	50
Tanning and dressing of leather, luggage and handbags.	7	-	-	-	7	-	7
Manufacture of footwear.....	21	-	3	-	24	19	43
MANUFACTURE OF WOOD AND OF PRODUCTS OF WOOD AND CORK, EXCEPT FURNITURE .....	3	-	-	-	3	6	9
Manufacture of wood and of products of wood and cork, except furniture.....	3	-	-	-	3	6	9
MANUFACTURE OF PAPER, PAPER PRODUCTS AND PRINTING .....	32	1	1	2	36	8	44
Manufacture of paper and paper products.....	5	-	-	-	5	1	6
Publishing and printing services.....	27	1	1	2	31	7	38
MANUFACTURE OF CHEMICALS AND CHEMICAL PRODUCTS.....	16	1	4	2	23	7	30
Manufacture of basic chemicals, except fertilizers and nitrogen compounds.....	-	-	-	-	-	-	-
Manufacture of paints, varnishes and mastics .....	4	-	-	1	5	-	5

NUMBER OF ESTABLISHMENTS WITH AND WITHOUT BOOKS OF ACCOUNTS BY THE CALENDAR YEAR  
THEIR BOOKS OF ACCOUNTS ARE KEPT AND INDUSTRIAL GROUP - PRIVATE  
1997/98 (1990 E.F.Y.)

TABLE 4.10 (Contd..)

INDUSTRIAL GROUP	NO. OF ESTABLISHMENTS WITH BOOKS OF ACCOUNTS					ESTAB. WITH NO BOOKS OF ACCOUNT	GRAND TOTAL
	ETHIOPIAN BUDGET YEAAAR	ETHIOPIAN CALENDAR YEAR	GREGORIAN CALENDAR YEAR	OTHERS	TOTAL		
Manufacture of pharmaceuticals, medicinal chemicals and botanical products.....	1	-	-	-	1	1	2
Manufacture of soap and detergents cleaning and polishing, perfumes and toilet preparations.....	9	1	3	1	14	6	20
Manufacture of chemical products n.e.c. ....	2	-	1	-	3	-	3
MANUFACTURE OF RUBBER AND PLASTIC PROCDUCTS.....	18	-	2	1	21	2	23
Manufacture of rubber products.....	3	-	-	-	3	1	4
Manufacture of plastic products.....	15	-	2	1	18	1	19
MANUFACTURE OF OTHER NON-METALLIC MINERAL PRODUCTS ....	13	-	3	-	16	52	68
Manufacture of glass and glass products.....	-	-	2	-	2	-	2
Manufacture of structural clay products .....	1	-	-	-	1	2	3
Manufacture of cement, lime and plaster .....	2	-	-	-	2	2	4
Manufacture of articles of concrete, cement and plaster .....	9	-	-	-	9	44	53
Manufacture of non-metallic mineral products n.e.c....	1	-	1	-	2	4	6
MANUFACTURE OF BASIC IRON AND STEEL.....	3	-	-	-	3	-	3
Manufacture of basic iron and steel.....	3	-	-	-	3	-	3
MANUFACTURE OF FABRICATED METAL PRODUCTS EXCEPT MACHINERY AND EQUIPMENT .....	13	-	2	-	15	20	35
Manufacture of structural metal products, tanks, reservoirs and containers of metal .....	7	-	1	-	8	16	24
Manufacture of cutlery, hand tools and general hardware .....	2	-	-	-	2	3	5
Manufacture of other fabricated metal products .....	4	-	1	-	5	1	6
MANUFACTURE OF MACHINERY AND EQUIPMENT N.E.C. ....	7	-	-	-	7	12	19
Manufacture of pumps, compressors, taps and valves...	-	-	-	-	-	-	-
Manufacture of ovens, furnaces and furnace burners...	2	-	-	-	2	2	4
Manufacture of other general purpose machinery.....	2	-	-	-	2	2	4
Manufacture of machinery for food and beverage processing .....	2	-	-	-	2	8	10
Manufacture of accumulators, primary cells and and primary batteries .....	1	-	-	-	1	-	1
MANUFACTURE OF MOTOR VEHICLES, TRAILERS & SEMI-TRAILERS.	8	-	-	-	8	2	10
Manufacture of bodies for motor vehicles.....	6	-	-	-	6	2	8
Manufacture of parts and accessories for motor vehicles and their engines.....	2	-	-	-	2	-	2
MANUFACTURE OF FURNITURE; MANUFACTURING N.E.C. ....	21	-	1	-	22	88	110
Manufacture of furniture; manufacturing n.e.c.....	21	-	1	-	22	88	110
<b>T O T A L . . . . .</b>	<b>253</b>	<b>3</b>	<b>19</b>	<b>6</b>	<b>281</b>	<b>326</b>	<b>607</b>

TABLE 4.11

INDUSTRIAL GROUP	NO. OF ESTAB.	NO. OF PERSONS ENGAGED				NO. OF EMPLOY.	1 WAGES AND SALARIES (IN '000 BIRR)			
		ETHIOPIANS		FOREIGNERS	TOTAL		ETHIOPIANS		FOREIGNERS	TOTAL
		MALE	FEMALE				MALE	FEMALE		
MANUFACTURE OF FOOD PRODUCTS AND BEVERAGES.....	224	21,008	4,949	2	25,959	25,720	112,058	24,069	24	160,217
Production, processing and preserving of meat, fruit and vegetables .....	10	1,816	676	-	2,492	2,492	6,036	1,861	-	8,566
Manufacture of vegetable and animal oils and fats...	32	1,467	223	-	1,690	1,639	5,734	919	-	6,960
Manufacture of dairy products .....	1	190	74	-	264	264	689	175	-	877
Manufacture of grain mill products .....	39	2,650	498	2	3,150	3,112	12,932	2,625	24	16,936
Manufacture of prepared animal feeds .....	4	169	38	-	207	205	568	119	-	744
Manufacture of bakery products .....	89	2,212	845	-	3,057	2,937	7,721	2,664	-	11,088
Manufacture of sugar and sugar confectionery .....	8	5,375	329	-	5,704	5,689	37,713	2,398	-	47,805
Manufacture of macaroni and spaghetti .....	4	383	137	-	520	520	2,276	741	-	3,314
Manufacture of food products n.e.c. ....	11	607	99	-	706	697	2,798	327	-	3,309
Distilling, rectifying and blending of spirits .....	10	521	336	-	857	853	3,602	1,666	-	6,500
Manufacture of wines .....	3	475	212	-	687	687	2,478	1,223	-	4,405
Manufacture of malt liquors and malt .....	5	2,204	640	-	2,844	2,844	15,260	4,379	-	24,546
Manufacture of soft drinks & production of mineral waters .....	8	2,939	842	-	3,781	3,781	14,251	4,974	-	25,167
MANUFACTURE OF TOBACCO PRODUCTS .....	1	549	349	-	898	898	5,255	2,417	-	9,034
Manufacture of tobacco products.....	1	549	349	-	898	898	5,255	2,417	-	9,034
MANUFACTURE OF TEXTILES .....	33	14,324	10,789	3	25,116	25,093	57,649	33,772	-	99,363
Spinning, weaving and finishing of textiles .....	22	12,632	9,586	2	22,220	22,211	50,610	29,915	-	87,518
Manufacture of cordage, rope, twine and netting .....	2	1,590	1,108	-	2,698	2,698	6,801	3,654	-	11,401
Knitting mills .....	9	102	95	1	198	184	238	202	-	443
MANUFACTURE OF WEARING APPAREL, EXCEPT FUR APPAREL....	26	1,702	2,515	1	4,218	4,190	7,066	7,653	101	15,633
Manufacture of wearing apparel except fur apparel....	26	1,702	2,515	1	4,218	4,190	7,066	7,653	101	15,633
TANNING AND DRESSING OF LEATHER; MANUFACTURE OF FOOTWEAR, LUGGAGE AND HANDBAGS .....	57	5,406	2,262	5	7,673	7,589	29,279	10,696	38	45,775
Tanning and dressing of leather, luggage and handbags .....	11	3,030	709	1	3,740	3,735	17,272	3,957	38	25,950
Manufacture of footwear.....	46	2,376	1,553	4	3,933	3,854	12,007	6,739	-	19,825
MANUFACTURE OF WOOD AND OF PRODUCTS OF WOOD AND CORK, EXCEPT FURNITURE .....	16	1,077	238	2	1,317	1,305	5,353	1,349	42	7,480
Manufacture of wood and of products of wood and cork, except furniture.....	16	1,077	238	2	1,317	1,305	5,353	1,349	42	7,480
MANUFACTURE OF PAPER, PAPER PRODUCTS AND PRINTING.....	53	3,494	2,082	4	5,580	5,554	23,743	12,510	157	39,731
Manufacture of paper and paper products.....	8	937	486	-	1,423	1,420	6,619	2,605	-	9,881
Publishing and printing services.....	45	2,557	1,596	4	4,157	4,134	17,124	9,905	157	29,850
MANUFACTURE OF CHEMICALS AND CHEMICAL PRODUCTS.....	43	2,910	1,238	7	4,155	4,138	15,095	4,985	71	22,710
Manufacture of basic chemicals, except fertilizers and nitrogen compounds.....	5	993	116	7	1,116	1,116	5,170	577	71	6,639
Manufacture of paints, varnishes and mastics .....	7	364	94	-	458	455	2,455	661	-	3,717

1. Details may not add to row total, because the total include other benefits paid to persons not classified by sex and nationality.

NUMBER OF PERSONS ENGAGED BY SEX, NATIONALITY, TOTAL WAGES AND SALARIES  
AND INDUSTRIAL GROUP - PUBLIC AND PRIVATE  
1997/98 (1990 E.F.Y.)

TABLE 4.11 (Contd..)

INDUSTRIAL GROUP	NO. OF ESTAB.	NO. OF PERSONS ENGAGED				NO. OF EMPLOY.	1 WAGES AND SALARIES (IN '000 BIRR)			
		ETHIOPIANS		FOREIGNERS	TOTAL		ETHIOPIANS		FOREIGNERS	TOTAL
		MALE	FEMALE				MALE	FEMALE		
Manufacture of pharmaceuticals, medicinal chemicals and botanical products.....	4	435	542	-	977	977	2,005	1,818	-	4,341
Manufacture of soap and detergents cleaning and polishing, perfumes and toilet preparations.....	22	954	393	-	1,347	1,333	4,415	1,430	-	6,346
Manufacture of chemical products n.e.c. ....	5	164	93	-	257	257	1,050	498	-	1,667
MANUFACTURE OF RUBBER AND PLASTIC PRODUCTS.....	26	2,260	827	5	3,092	3,082	15,013	3,587	90	20,572
Manufacture of rubber products.....	5	977	129	-	1,106	1,103	8,100	1,225	-	10,129
Manufacture of plastic products.....	21	1,283	698	5	1,986	1,979	6,913	2,362	90	10,443
MANUFACTURE OF OTHER NON-METALLIC MINERAL PRODUCTS ...	87	6,331	975	-	7,306	7,229	27,960	4,339	-	36,756
Manufacture of glass and glass products.....	3	510	144	-	654	654	2,435	751	-	3,529
Manufacture of structural clay products.....	5	418	77	-	495	489	1,878	370	-	2,296
Manufacture of cement, lime and plaster.....	9	1,734	176	-	1,910	1,907	10,758	1,183	-	14,892
Manufacture of articles of concrete, cement and plaster.....	60	2,200	309	-	2,509	2,445	7,380	999	-	8,918
Manufacture of non-metallic mineral products n.e.c..	10	1,469	269	-	1,738	1,734	5,509	1,036	-	7,121
MANUFACTURE OF BASIC IRON AND STEEL.....	6	1,024	114	-	1,138	1,138	8,006	743	-	10,591
Manufacture of basic iron and steel.....	6	1,024	114	-	1,138	1,138	8,006	743	-	10,591
MANUFACTURE OF FABRICATED METAL PRODUCTS EXCEPT MACHINERY AND EQUIPMENT.....	40	1,627	308	5	1,940	1,887	9,551	1,531	132	11,989
Manufacture of structural metal products, tanks, reservoirs and containers of metal.....	24	451	37	4	492	454	1,824	124	132	2,171
Manufacture of cutlery, hand tools and general hardware.....	7	422	98	-	520	515	2,068	466	-	2,741
Manufacture of other fabricated metal products.....	9	754	173	1	928	918	5,659	941	-	7,078
MANUFACTURE OF MACHINERY AND EQUIPMENT N.E.C. ....	20	359	42	1	402	358	1,203	100	11	1,424
Manufacture of pumps, compressors, taps and valves..	-	-	-	-	-	-	-	-	-	-
Manufacture of ovens, furnaces and furnace burners..	4	51	6	1	58	51	137	12	11	164
Manufacture of other general purpose machinery.....	4	29	8	-	37	32	71	5	-	75
Manufacture of machinery for food and beverage processing.....	10	196	13	-	209	178	602	40	-	659
Manufacture of accumulators, primary cells and and primary batteries.....	2	83	15	-	98	97	394	44	-	526
MANUFACTURE OF MOTOR VEHICLES, TRAILERS & SEMI-TRAILERS	12	805	95	5	905	899	6,347	820	303	8,631
Manufacture of bodies for motor vehicles.....	10	771	91	4	866	861	6,118	811	303	8,389
Manufacture of parts and accessories for motor vehicles and their engines.....	2	34	4	1	39	38	229	9	-	242
MANUFACTURE OF FURNITURE; MANUFACTURING N.E.C. ....	118	3,735	581	8	4,324	4,136	16,468	2,288	128	20,349
Manufacture of furniture; manufacturing n.e.c.....	118	3,735	581	8	4,324	4,136	16,468	2,288	128	20,349
<b>T O T A L</b>	<b>762</b>	<b>66,611</b>	<b>27,364</b>	<b>48</b>	<b>94,023</b>	<b>93,216</b>	<b>340,049</b>	<b>110,858</b>	<b>1,097</b>	<b>510,256</b>

1. Details may not add to row total, because the total include other benefits paid to persons not classified by sex and nationality.

NUMBER OF PERSONS ENGAGED BY SEX, NATIONALITY, TOTAL WAGES AND SALARIES  
AND INDUSTRIAL GROUP - PUBLIC  
1997/98 (1990 E.F.Y.)

TABLE 4.12

INDUSTRIAL GROUP	NO. OF ESTAB.	NO. OF PERSONS ENGAGED				NO. OF EMPLOY.	1 WAGES AND SALARIES (IN '000 BIRR)			
		ETHIOPIANS		FOREIGNERS	TOTAL		ETHIOPIANS		FOREIGNERS	TOTAL
		MALE	FEMALE				MALE	FEMALE		
MANUFACTURE OF FOOD PRODUCTS AND BEVERAGES.....	54	14,848	3,122	-	17,970	17,970	88,663	17,791	-	125,774
Production, processing and preserving of meat, fruit and vegetables .....	5	1,235	444	-	1,679	1,679	4,573	1,327	-	6,441
Manufacture of vegetable and animal oils and fats...	8	974	157	-	1,131	1,131	4,375	702	-	5,290
Manufacture of dairy products .....	1	190	74	-	264	264	689	175	-	877
Manufacture of grain mill products .....	10	1,577	304	-	1,881	1,881	8,448	1,769	-	11,303
Manufacture of prepared animal feeds .....	2	150	36	-	186	186	541	114	-	712
Manufacture of bakery products .....	5	897	294	-	1,191	1,191	4,705	1,699	-	6,953
Manufacture of sugar and sugar confectionery .....	3	5,324	293	-	5,617	5,617	37,639	2,350	-	47,683
Manufacture of macaroni and spaghetti.....	3	354	118	-	472	472	2,089	675	-	3,056
Manufacture of food products n.e.c. ....	3	317	45	-	362	362	1,699	217	-	2,079
Distilling, rectifying and blending of spirits .....	4	400	257	✓	657	657	2,985	1,452	-	5,642
Manufacture of wines .....	3	475	212	✓	687	687	2,478	1,223	-	4,405
Manufacture of malt liquors and malt .....	5	2,204	640	✓	2,844	2,844	15,260	4,379	-	24,546
Manufacture of soft drinks & production of mineral waters .....	2	751	248	✓	999	999	3,182	1,708	-	6,787
MANUFACTURE OF TOBACCO PRODUCTS .....	1	549	349	-	898	898	5,255	2,417	-	9,034
Manufacture of tobacco products.....	1	549	349	-	898	898	5,255	2,417	-	9,034
MANUFACTURE OF TEXTILES .....	19	14,061	10,516	-	24,577	24,577	56,968	33,332	-	98,230
Spinning, weaving and finishing of textiles .....	17	12,471	9,408	-	21,879	21,879	50,167	29,678	-	86,829
Manufacture of cordage, rope, twine and netting ....	2	1,590	1,108	-	2,698	2,698	6,801	3,654	-	11,401
Knitting mills .....	-	-	-	-	-	-	-	-	-	-
MANUFACTURE OF WEARING APPAREL, EXCEPT FUR APPAREL....	4	544	1,688	-	2,232	2,232	2,304	4,830	-	7,502
Manufacture of wearing apparel except fur apparel....	4	544	1,688	-	2,232	2,232	2,304	4,830	-	7,502
TANNING AND DRESSING OF LEATHER; MANUFACTURE OF FOOTWEAR, LUGGAGE AND HANDBAGS .....	7	3,101	1,333	-	4,434	4,434	21,059	7,986	-	32,621
Tanning and dressing of leather, luggage and handbags	4	1,703	310	-	2,013	2,013	12,537	2,558	-	17,658
Manufacture of footwear.....	3	1,398	1,023	-	2,421	2,421	8,522	5,428	-	14,963
MANUFACTURE OF WOOD AND OF PRODUCTS OF WOOD AND CORK, EXCEPT FURNITURE .....	7	927	226	-	1,153	1,153	4,838	1,324	-	6,890
Manufacture of wood and of products of wood and cork, except furniture.....	7	927	226	-	1,153	1,153	4,838	1,324	-	6,890
MANUFACTURE OF PAPER, PAPER PRODUCTS AND PRINTING.....	9	2,556	1,506	-	4,062	4,062	19,008	10,346	-	32,044
Manufacture of paper and paper products.....	2	837	346	-	1,183	1,183	5,874	2,115	-	8,529
Publishing and printing services.....	7	1,719	1,160	-	2,879	2,879	13,134	8,231	-	23,515
MANUFACTURE OF CHEMICALS AND CHEMICAL PRODUCTS.....	13	1,891	580	7	2,478	2,478	10,769	3,314	71	16,166
Manufacture of basic chemicals, except fertilizers and nitrogen compounds.....	5	993	116	7	1,116	1,116	5,170	577	71	6,639
Manufacture of paints, varnishes and mastics .....	2	205	48	-	253	253	1,283	348	-	1,960

1. Details may not add to row total, because the total include other benefits paid to persons not classified by sex and nationality.

NUMBER OF PERSONS ENGAGED BY SEX, NATIONALITY, TOTAL WAGES AND SALARIES  
AND INDUSTRIAL GROUP - PUBLIC  
1997/98 (1990 E.F.Y.)

TABLE 4.12 (Contd..)

INDUSTRIAL GROUP	NO. OF ESTAB.	NO. OF PERSONS ENGAGED				NO. OF EMPLOY.	1 WAGES AND SALARIES (IN '000 BIRR)			
		ETHIOPIANS		FOREIGNERS	TOTAL		ETHIOPIANS		FOREIGNERS	TOTAL
		MALE	FEMALE				MALE	FEMALE		
Manufacture of pharmaceuticals, medicinal chemicals and botanical products.....	2	265	259	-	524	524	1,832	1,650	-	3,989
Manufacture of soap and detergents cleaning and polishing, perfumes and toilet preparations.....	2	313	94	-	407	407	1,783	435	-	2,472
Manufacture of chemical products n.e.c. ....	2	115	63	-	178	178	702	304	-	1,105
MANUFACTURE OF RUBBER AND PLASTIC PRODUCTS.....	3	1,183	317	-	1,500	1,500	10,601	2,007	-	13,963
Manufacture of rubber products.....	1	765	97	-	862	862	7,189	1,054	-	8,897
Manufacture of plastic products.....	2	418	220	-	638	638	3,412	952	-	5,066
MANUFACTURE OF OTHER NON-METALLIC MINERAL PRODUCTS ...	19	4,521	754	-	5,275	5,275	22,792	3,870	-	30,570
Manufacture of glass and glass products.....	1	350	79	-	429	429	2,020	621	-	2,950
Manufacture of structural clay products .....	2	309	76	-	385	385	1,607	370	-	2,023
Manufacture of cement, lime and plaster .....	5	1,695	171	-	1,866	1,866	10,647	1,166	-	14,765
Manufacture of articles of concrete, cement and plaster .....	7	1,034	176	-	1,210	1,210	4,731	722	-	5,888
Manufacture of non-metallic mineral products n.e.c..	4	1,133	252	-	1,385	1,385	3,787	989	-	4,945
MANUFACTURE OF BASIC IRON AND STEEL.....	3	950	92	-	1,042	1,042	7,638	641	-	10,120
Manufacture of basic iron and steel.....	3	950	92	-	1,042	1,042	7,638	641	-	10,120
MANUFACTURE OF FABRICATED METAL PRODUCTS EXCEPT MACHINERY AND EQUIPMENT .....	5	965	239	-	1,204	1,204	6,582	1,281	-	8,494
Manufacture of structural metal products, tanks, reservoirs and containers of metal .....	-	-	-	-	-	-	-	-	-	-
Manufacture of cutlery, hand tools and general hardware .....	2	345	85	-	430	430	1,849	444	-	2,500
Manufacture of other fabricated metal products .....	3	620	154	-	774	774	4,733	836	-	5,994
MANUFACTURE OF MACHINERY AND EQUIPMENT N.E.C. ....	1	73	14	-	87	87	369	40	-	497
Manufacture of pumps, compressors, taps and valves..	-	-	-	-	-	-	-	-	-	-
Manufacture of ovens, furnaces and furnace burners..	-	-	-	-	-	-	-	-	-	-
Manufacture of other general purpose machinery.....	-	-	-	-	-	-	-	-	-	-
Manufacture of machinery for food and beverage processing .....	-	-	-	-	-	-	-	-	-	-
Manufacture of accumulators, primary cells and and primary batteries .....	1	73	14	-	87	87	369	40	-	497
MANUFACTURE OF MOTOR VEHICLES, TRAILERS & SEMI-TRAILERS	2	250	61	3	314	314	2,813	678	255	4,672
Manufacture of bodies for motor vehicles.....	2	250	61	3	314	314	2,813	678	255	4,672
Manufacture of parts and accessories for motor vehicles and their engines.....	-	-	-	-	-	-	-	-	-	-
MANUFACTURE OF FURNITURE; MANUFACTURING N.E.C. ....	8	600	169	-	769	769	3,459	845	-	5,033
Manufacture of furniture; manufacturing n.e.c.....	8	600	169	-	769	769	3,459	845	-	5,033
<b>T O T A L</b>	<b>155</b>	<b>47,019</b>	<b>20,966</b>	<b>10</b>	<b>67,995</b>	<b>67,995</b>	<b>263,118</b>	<b>90,701</b>	<b>326</b>	<b>401,610</b>

1. Details may not add to row total, because the total include other benefits paid to persons not classified by sex and nationality.

NUMBER OF PERSONS ENGAGED BY SEX, NATIONALITY, TOTAL WAGES AND SALARIES  
AND INDUSTRIAL GROUP - PRIVATE  
1997/98 (1990 E.F.Y.)

TABLE 4.13

INDUSTRIAL GROUP	NO. OF ESTAB.	NO. OF PERSONS ENGAGED				NO. OF EMPLOY.	1 WAGES AND SALARIES (IN '000 BIRR)				
		ETHIOPIANS		FOREIGNERS	TOTAL		ETHIOPIANS		FOREIGNERS	TOTAL	
		MALE	FEMALE				MALE	FEMALE			
MANUFACTURE OF FOOD PRODUCTS AND BEVERAGES.....	170	6,160	1,827	2	7,989	7,750	23,395	6,278	24	34,443	
Production, processing and preserving of meat, fruit and vegetables .....	5	581	232	-	813	813	1,463	534	-	2,125	
Manufacture of vegetable and animal oils and fats...	24	493	66	-	559	508	1,359	216	-	1,669	
Manufacture of dairy products .....	29	1,073	194	2	1,269	1,231	4,484	855	24	5,634	
Manufacture of grain mill products .....	2	19	2	-	21	19	27	5	-	31	
Manufacture of prepared animal feeds .....	84	1,315	551	-	1,866	1,746	3,016	965	-	4,134	
Manufacture of bakery products .....	5	51	36	-	87	72	75	48	-	122	
Manufacture of sugar and sugar confectionery .....	1	29	19	-	48	48	187	66	-	258	
Manufacture of macaroni and spaghetti.....	8	290	54	-	344	335	1,099	109	-	1,230	
Manufacture of food products n.e.c. ....	6	121	79	-	200	196	617	214	-	858	
Distilling, rectifying and blending of spirits .....	-	-	-	-	-	-	-	-	-	-	
Manufacture of wines .....	-	-	-	-	-	-	-	-	-	-	
Manufacture of malt liquors and malt .....	-	-	-	-	-	-	-	-	-	-	
Manufacture of soft drinks & production of mineral waters .....	6	2,188	594	✓	2,782	2,782	11,068	3,266	-	18,381	
MANUFACTURE OF TOBACCO PRODUCTS .....	-	-	-	-	-	-	-	-	-	-	
Manufacture of tobacco products.....	14	263	273	3	539	516	681	440	-	1,133	
MANUFACTURE OF TEXTILES .....	5	161	178	2	341	332	444	237	-	690	
Spinning, weaving and finishing of textiles .....	-	-	-	-	-	-	-	-	-	-	
Manufacture of cordage, rope, twine and netting ....	9	102	95	1	198	184	238	202	-	443	
Knitting mills .....	22	1,158	827	1	1,986	1,958	4,763	2,823	101	8,131	
MANUFACTURE OF WEARING APPAREL, EXCEPT FUR APPAREL....	22	1,158	827	1	1,986	1,958	4,763	2,823	101	8,131	
Manufacture of wearing apparel except fur apparel...	50	2,305	929	5	3,239	3,155	8,220	2,710	38	13,154	
TANNING AND DRESSING OF LEATHER; MANUFACTURE OF FOOTWEAR, LUGGAGE AND HANDBAGS .....	7	1,327	399	1	1,727	1,722	4,734	1,399	38	8,292	
Tanning and dressing of leather, luggage and handbags	43	978	530	4	1,512	1,433	3,485	1,311	-	4,862	
Manufacture of footwear.....	9	150	12	2	164	152	516	24	42	590	
MANUFACTURE OF WOOD AND OF PRODUCTS OF WOOD AND CORK, EXCEPT FURNITURE .....	9	150	12	2	164	152	516	24	42	590	
Manufacture of wood and of products of wood and cork, except furniture.....	44	938	576	4	1,518	1,492	4,735	2,164	157	7,687	
MANUFACTURE OF PAPER, PAPER PRODUCTS AND PRINTING.....	6	100	140	-	240	237	745	490	-	1,352	
Manufacture of paper and paper products.....	38	838	436	4	1,278	1,255	3,990	1,674	157	6,334	
Publishing and printing services.....	30	1,019	658	-	1,677	1,660	4,326	1,671	-	6,544	
MANUFACTURE OF CHEMICALS AND CHEMICAL PRODUCTS.....	-	-	-	-	-	-	-	-	-	-	
Manufacture of basic chemicals, except fertilizers and nitrogen compounds.....	5	159	46	-	205	202	1,172	313	-	1,757	
Manufacture of paints, varnishes and mastics .....	-	-	-	-	-	-	-	-	-	-	

1. Details may not add to row total, because the total include other benefits paid to persons not classified by sex and nationality.

NUMBER OF PERSONS ENGAGED BY SEX, NATIONALITY, TOTAL WAGES AND SALARIES  
AND INDUSTRIAL GROUP - PRIVATE  
1997/98 (1990 E.F.Y.)

TABLE 4.13 (Contd..)

INDUSTRIAL GROUP	NO. OF ESTAB.	NO. OF PERSONS ENGAGED				NO. OF EMPLOY.	1 WAGES AND SALARIES (IN '000 BIRR)				
		ETHIOPIANS		FOREIGNERS	TOTAL		ETHIOPIANS		FOREIGNERS	TOTAL	
		MALE	FEMALE				MALE	FEMALE			
Manufacture of pharmaceuticals, medicinal chemicals and botanical products.....	2	170	283	-	453	453	172	168	-	351	
Manufacture of soap and detergents cleaning and polishing, perfumes and toilet preparations.....	20	641	299	-	940	926	2,633	996	-	3,874	
Manufacture of chemical products n.e.c. ....	3	49	30	-	79	79	348	194	-	563	
MANUFACTURE OF RUBBER AND PLASTIC PRODUCTS.....	23	1,077	510	5	1,592	1,582	4,412	1,580	90	6,610	
Manufacture of rubber products.....	4	212	32	-	244	241	912	171	-	1,232	
Manufacture of plastic products.....	19	865	478	5	1,348	1,341	3,501	1,409	90	5,377	
MANUFACTURE OF OTHER NON-METALLIC MINERAL PRODUCTS ...	68	1,810	221	-	2,031	1,954	5,168	469	-	6,185	
Manufacture of glass and glass products.....	2	160	65	-	225	225	415	130	-	579	
Manufacture of structural clay products .....	3	109	1	-	110	104	272	-	-	274	
Manufacture of cement, lime and plaster .....	4	39	5	-	44	41	110	16	-	127	
Manufacture of articles of concrete, cement and plaster .....	53	1,166	133	-	1,299	1,235	2,649	277	-	3,030	
Manufacture of non-metallic mineral products n.e.c..	6	336	17	-	353	349	1,721	46	-	2,176	
MANUFACTURE OF BASIC IRON AND STEEL.....	3	74	22	-	96	96	367	102	-	471	
Manufacture of basic iron and steel.....	3	74	22	-	96	96	367	102	-	471	
MANUFACTURE OF FABRICATED METAL PRODUCTS EXCEPT MACHINERY AND EQUIPMENT .....	35	662	69	5	736	683	2,970	250	132	3,496	
Manufacture of structural metal products, tanks, reservoirs and containers of metal .....	24	451	37	4	492	454	1,824	124	132	2,171	
Manufacture of cutlery, hand tools and general hardware .....	5	77	13	-	90	85	219	21	-	241	
Manufacture of other fabricated metal products .....	6	134	19	1	154	144	926	105	-	1,084	
MANUFACTURE OF MACHINERY AND EQUIPMENT N.E.C. ....	19	286	28	1	315	271	835	60	11	927	
Manufacture of pumps, compressors, taps and valves..	-	-	-	-	-	-	-	-	-	-	
Manufacture of ovens, furnaces and furnace burners..	4	51	6	1	58	51	137	12	11	164	
Manufacture of other general purpose machinery.....	4	29	8	-	37	32	71	5	-	75	
Manufacture of machinery for food and beverage processing .....	10	196	13	-	209	178	602	40	-	659	
Manufacture of accumulators, primary cells and and primary batteries .....	1	10	1	-	11	10	25	4	-	29	
MANUFACTURE OF MOTOR VEHICLES, TRAILERS & SEMI-TRAILERS	10	555	34	2	591	585	3,535	142	48	3,959	
Manufacture of bodies for motor vehicles.....	8	521	30	1	552	547	3,306	133	48	3,717	
Manufacture of parts and accessories for motor vehicles and their engines.....	2	34	4	1	39	38	229	9	-	242	
MANUFACTURE OF FURNITURE; MANUFACTURING N.E.C. ....	110	3,135	412	8	3,555	3,367	13,008	1,443	128	15,316	
Manufacture of furniture; manufacturing n.e.c.....	110	3,135	412	8	3,555	3,367	13,008	1,443	128	15,316	
T O T A L	607	19,592	6,398	38	26,028	25,221	76,931	20,157	771	108,646	

1. Details may not add to row total, because the total include other benefits paid to persons not classified by sex and nationality.

**NUMBER OF PERMANENT EMPLOYEES\* BY WAGES AND SALARIES GROUP - PUBLIC AND PRIVATE  
1997/98 (1990 E.F.Y.)**

TABLE 4.14

INDUSTRIAL GROUP	NO. OF ESTAB.	UNDER 105	105-299	300-499	500-699	700-999	1000-1449	1500-1999	2000 & OVER	TOTAL
MANUFACTURE OF FOOD PRODUCTS AND BEVERAGES.....	224	489	8,243	7,033	3,194	3,136	1,981	901	178	25,155
Production, processing and preserving of meat, fruit and vegetables .....	10	4	1,733	484	136	163	89	33	5	2,647
Manufacture of vegetable and animal oils and fats...	32	25	704	394	102	150	65	29	8	1,477
Manufacture of dairy products .....	1	-	534	160	50	24	17	18	1	804
Manufacture of grain mill products .....	39	26	957	1,100	329	328	180	54	14	2,988
Manufacture of prepared animal feeds .....	4	7	139	30	12	5	8	1	2	204
Manufacture of bakery products .....	89	406	1,110	479	342	137	105	31	10	2,620
Manufacture of sugar and sugar confectionery .....	8	3	1,343	1,607	912	1,152	715	348	38	6,118
Manufacture of macaroni and spaghetti.....	4	-	217	224	48	35	25	9	9	567
Manufacture of food products n.e.c. ....	11	14	257	127	21	51	27	29	12	538
Distilling, rectifying and blending of spirits .....	10	4	154	232	95	115	98	76	16	790
Manufacture of wines .....	3	-	76	384	97	73	59	13	6	708
Manufacture of malt liquors and malt .....	5	-	207	597	723	431	356	126	34	2,474
Manufacture of soft drinks & production of mineral waters .....	8	-	812	1,215	327	472	237	134	23	3,220
MANUFACTURE OF TOBACCO PRODUCTS .....	1	-	8	264	129	231	166	65	14	877
Manufacture of tobacco products.....	1	-	8	264	129	231	166	65	14	877
MANUFACTURE OF TEXTILES .....	33	434	14,807	8,279	1,801	1,033	606	149	38	27,147
Spinning, weaving and finishing of textiles .....	22	406	12,556	6,844	1,651	902	567	143	36	23,105
Manufacture of cordage, rope, twine and netting .....	2	-	2,152	1,421	142	126	38	6	2	3,887
Knitting mills .....	9	28	99	14	8	5	1	-	-	155
MANUFACTURE OF WEARING APPAREL, EXCEPT FUR APPAREL....	26	63	2,649	1,181	128	116	61	23	7	4,228
Manufacture of wearing apparel except fur apparel....	26	63	2,649	1,181	128	116	61	23	7	4,228
TANNING AND DRESSING OF LEATHER; MANUFACTURE OF FOOTWEAR, LUGGAGE AND HANDBAGS .....	57	128	1,737	1,488	1,672	1,401	630	230	46	7,332
Tanning and dressing of leather, luggage and handbags .....	11	27	615	360	701	932	465	185	29	3,314
Manufacture of footwear.....	46	101	1,122	1,128	971	469	165	45	17	4,018
MANUFACTURE OF WOOD AND OF PRODUCTS OF WOOD AND CORK, EXCEPT FURNITURE .....	16	10	301	525	141	147	77	26	7	1,234
Manufacture of wood and of products of wood and cork, except furniture.....	16	10	301	525	141	147	77	26	7	1,234
MANUFACTURE OF PAPER, PAPER PRODUCTS AND PRINTING.....	53	83	1,025	870	739	1,368	890	279	31	5,285
Manufacture of paper and paper products.....	8	2	368	336	227	290	150	53	14	1,440
Publishing and printing services.....	45	81	657	534	512	1,078	740	226	17	3,845
MANUFACTURE OF CHEMICALS AND CHEMICAL PRODUCTS.....	43	84	1,147	972	518	629	325	173	38	3,886
Manufacture of basic chemicals, except fertilizers and nitrogen compounds.....	5	-	304	215	121	168	110	53	9	980
Manufacture of paints, varnishes and mastics .....	7	4	91	122	57	86	62	28	7	457

\* The number of employees refers to the number of permanent employees in the month of June, according to the Ethiopian Fiscal Year

NUMBER OF PERMANENT EMPLOYEES\* BY WAGES AND SALARIES GROUP - PUBLIC AND PRIVATE  
1997/98 (1990 E.F.Y.)

TABLE 4.14 (Contd..)

INDUSTRIAL GROUP	NO. OF ESTAB.	UNDER 105	105-299	300-499	500-699	700-999	1000-1449	1500-1999	2000 & OVER	TOTAL
Manufacture of pharmaceuticals, medicinal chemicals and botanical products.....	4	-	283	244	206	187	75	56	10	1,061
Manufacture of soap and detergents cleaning and polishing, perfumes and toilet preparations.....	22	78	369	301	103	156	61	28	10	1,106
Manufacture of chemical products n.e.c. ....	5	2	100	90	31	32	17	8	2	282
MANUFACTURE OF RUBBER AND PLASTIC PRODUCTS.....	26	19	1,092	499	337	523	394	146	36	3,046
Manufacture of rubber products.....	5	3	202	110	105	280	254	78	23	1,055
Manufacture of plastic products.....	21	16	890	389	232	243	140	68	13	1,991
MANUFACTURE OF OTHER NON-METALLIC MINERAL PRODUCTS ...	87	85	1,888	1,339	608	550	402	139	48	5,059
Manufacture of glass and glass products.....	3	1	98	127	80	48	70	27	6	457
Manufacture of structural clay products .....	5	2	181	136	41	19	11	7	1	398
Manufacture of cement, lime and plaster .....	9	7	277	337	211	276	220	70	26	1,424
Manufacture of articles of concrete, cement and plaster .....	60	63	744	385	136	132	50	23	11	1,544
Manufacture of non-metallic mineral products n.e.c..	10	12	588	354	140	75	51	12	4	1,236
MANUFACTURE OF BASIC IRON AND STEEL.....	6	10	136	149	306	292	171	64	8	1,136
Manufacture of basic iron and steel.....	6	10	136	149	306	292	171	64	8	1,136
MANUFACTURE OF FABRICATED METAL PRODUCTS EXCEPT MACHINERY AND EQUIPMENT .....	40	50	563	404	225	304	169	110	17	1,842
Manufacture of structural metal products, tanks, reservoirs and containers of metal .....	24	30	154	90	29	53	16	3	6	381
Manufacture of cutlery, hand tools and general hardware .....	7	14	151	158	76	81	23	15	1	519
Manufacture of other fabricated metal products .....	9	6	258	156	120	170	130	92	10	942
MANUFACTURE OF MACHINERY AND EQUIPMENT N.E.C. ....	20	33	115	91	43	31	17	7	3	340
Manufacture of pumps, compressors, taps and valves..	-	-	-	-	-	-	-	-	-	-
Manufacture of ovens, furnaces and furnace burners..	4	5	21	11	11	-	1	-	-	49
Manufacture of other general purpose machinery.....	4	11	16	4	-	-	-	-	-	31
Manufacture of machinery for food and beverage processing .....	10	15	47	33	16	21	9	5	3	149
Manufacture of accumulators, primary cells and and primary batteries .....	2	2	31	43	16	10	7	2	-	111
MANUFACTURE OF MOTOR VEHICLES, TRAILERS & SEMI-TRAILERS	12	7	106	105	77	89	136	55	27	602
Manufacture of bodies for motor vehicles.....	10	3	98	102	73	85	129	54	24	568
Manufacture of parts and accessories for motor vehicles and their engines.....	2	4	8	3	4	4	7	1	3	34
MANUFACTURE OF FURNITURE; MANUFACTURING N.E.C. ....	118	260	1,262	780	451	597	354	75	23	3,802
Manufacture of furniture; manufacturing n.e.c.....	118	260	1,262	780	451	597	354	75	23	3,802
T O T A L	762	1,755	35,079	23,979	10,369	10,447	6,379	2,442	521	90,971

\* The number of employees refers to the number of permanent employees in the month of June, according to the Ethiopian Fiscal Year

NUMBER OF PRODUCTION, APPARENTICES AND TEMPORARY WORKERS BY SEX, NATIONALITY AND INDUSTRIAL GROUP - PUBLIC AND PRIVATE  
1997/98 (1990 E.F.Y.)

TABLE 4.15

INDUSTRIAL GROUP	NO. OF ESTAB.	NUMBER OF PERMANENT PRODUCTION WORKERS				NUMBER OF PAID APPARENTICES			NUMBER OF UNPAID APPARENTICES			NUMBER OF SEASONAL AND TEMPORARY WORKERS
		ETHIOPIANS		FOREIGNERS	TOTAL	MALE	FEMALE	TOTAL	MALE	FEMALE	TOTAL	
		MALE	FEMALE									
MANUFACTURE OF FOOD PRODUCTS AND BEVERAGES.....	224	8,800	2,755	-	11,555	14	3	17	8	3	11	3,910
Production, processing and preserving of meat, fruit and vegetables .....	10	621	429	-	1,050	-	-	-	-	-	-	436
Manufacture of vegetable and animal oils and fats...	32	560	73	-	633	7	2	9	-	1	1	297
Manufacture of dairy products .....	1	18	15	-	33	-	-	-	-	-	-	-
Manufacture of grain mill products .....	39	1,270	187	-	1,457	-	-	-	4	-	-	479
Manufacture of prepared animal feeds .....	4	78	25	-	103	-	-	-	-	-	-	4
Manufacture of bakery products .....	89	1,153	522	-	1,675	7	1	8	4	2	6	425
Manufacture of sugar and sugar confectionery .....	8	3,010	64	-	3,074	-	-	-	-	-	-	473
Manufacture of macaroni and spaghetti.....	4	193	120	-	313	-	-	-	-	-	-	77
Manufacture of food products n.e.c. ....	11	178	45	-	223	-	-	-	-	-	-	233
Distilling, rectifying and blending of spirits .....	10	202	221	-	423	-	-	-	-	-	-	110
Manufacture of wines .....	3	165	129	-	294	-	-	-	-	-	-	43
Manufacture of malt liquors and malt .....	5	679	371	-	1,050	-	-	-	-	-	-	392
Manufacture of soft drinks & production of mineral waters .....	8	673	554	-	1,227	-	-	-	-	-	-	941
												12
MANUFACTURE OF TOBACCO PRODUCTS .....	1	284	224	-	508	-	-	-	-	-	-	12
Manufacture of tobacco products.....	1	284	224	-	508	-	-	-	-	-	-	12
												1,590
MANUFACTURE OF TEXTILES .....	33	8,533	9,312	-	17,845	-	-	-	7	23	30	1,521
Spinning, weaving and finishing of textiles .....	22	7,548	8,438	-	15,986	-	-	-	-	-	-	30
Manufacture of cordage, rope, twine and netting .....	2	953	815	-	1,768	-	-	-	-	-	-	39
Knitting mills .....	9	32	59	-	91	-	-	-	7	23	30	494
												494
MANUFACTURE OF WEARING APPAREL, EXCEPT FUR APPAREL....	26	734	2,247	-	2,981	9	1	10	3	1	4	494
Manufacture of wearing apparel except fur apparel....	26	734	2,247	-	2,981	9	1	10	3	1	4	494
												587
TANNING AND DRESSING OF LEATHER; MANUFACTURE OF FOOTWEAR, LUGGAGE AND HANDBAGS .....	57	3,014	1,671	-	4,685	-	3	3	3	5	8	449
Tanning and dressing of leather, luggage and handbags .....	11	1,501	442	-	1,943	-	-	-	-	-	-	138
Manufacture of footwear.....	46	1,513	1,229	-	2,742	-	3	3	3	5	8	168
												168
MANUFACTURE OF WOOD AND OF PRODUCTS OF WOOD AND CORK, EXCEPT FURNITURE .....	16	553	138	-	691	5	-	5	-	-	-	168
Manufacture of wood and of products of wood and cork, except furniture.....	16	553	138	-	691	5	-	5	-	-	-	168
												449
MANUFACTURE OF PAPER, PAPER PRODUCTS AND PRINTING.....	53	1,697	1,310	-	3,007	-	-	-	8	10	18	108
Manufacture of paper and paper products.....	8	369	337	-	706	-	-	-	8	10	18	341
Publishing and printing services.....	45	1,328	973	-	2,301	-	-	-	-	-	-	603
												195
MANUFACTURE OF CHEMICALS AND CHEMICAL PRODUCTS.....	43	1,076	856	2	1,934	-	-	-	9	1	10	31
Manufacture of basic chemicals, except fertilizers and nitrogen compounds.....	5	341	18	2	361	-	-	-	9	1	10	195
Manufacture of paints, varnishes and mastics .....	7	176	22	-	198	-	-	-	-	-	-	31

NUMBER OF PRODUCTION, APPARENTECES AND TEMPORARY WORKERS BY SEX, NATIONALITY AND INDUSTRIAL GROUP - PUBLIC AND PRIVATE  
1997/98 (1990 E.F.Y.)

TABLE 4.15 (Contd..)

INDUSTRIAL GROUP	NO. OF ESTAB.	NUMBER OF PERMANENT PRODUCTION WORKERS				NUMBER OF PAID APPARENTECES			NUMBER OF UNPAID APPARENTECES			NUMBER OF SEASONAL AND TEMPORARY WORKERS
		ETHIOPIANS		FOREIGNERS	TOTAL	MALE	FEMALE	TOTAL	MALE	FEMALE	TOTAL	
		MALE	FEMALE									
Manufacture of pharmaceuticals, medicinal chemicals and botanical products.....	4	229	470	-	699	-	-	-	-	-	-	45
Manufacture of soap and detergents cleaning and polishing, perfumes and toilet preparations.....	22	264	289	-	553	-	-	-	-	-	-	323
Manufacture of chemical products n.e.c. ....	5	66	57	-	123	-	-	-	-	-	-	9
MANUFACTURE OF RUBBER AND PLASTIC PRODCUCTS.....	26	1,407	522	-	1,929	-	-	-	-	-	-	227
Manufacture of rubber products.....	5	634	30	-	664	-	-	-	-	-	-	105
Manufacture of plastic products.....	21	773	492	-	1,265	-	-	-	-	-	-	122
MANUFACTURE OF OTHER NON-METALLIC MINERAL PRODUCTS ...	87	2,151	441	-	2,592	16	8	24	45	28	73	2,558
Manufacture of glass and glass products.....	3	164	62	-	226	16	8	24	42	28	70	167
Manufacture of structural clay products .....	5	182	48	-	230	-	-	-	-	-	-	137
Manufacture of cement, lime and plaster .....	9	612	30	-	642	-	-	-	-	-	-	541
Manufacture of articles of concrete, cement and plaster .....	60	654	139	-	793	-	-	-	3	-	3	1,058
Manufacture of non-metallic mineral products n.e.c..	10	539	162	-	701	-	-	-	-	-	-	655
MANUFACTURE OF BASIC IRON AND STEEL.....	6	656	32	-	688	-	-	-	-	-	-	24
Manufacture of basic iron and steel.....	6	656	32	-	688	-	-	-	-	-	-	24
MANUFACTURE OF FABRICATED METAL PRODUCTS EXCEPT MACHINERY AND EQUIPMENT .....	40	947	95	-	1,042	38	-	38	16	-	16	62
Manufacture of structural metal products, tanks, reservoirs and containers of metal .....	24	295	4	-	299	37	-	37	16	-	16	22
Manufacture of cutlery, hand tools and general hardware .....	7	227	49	-	276	-	-	-	-	-	-	36
Manufacture of other fabricated metal products .....	9	425	42	-	467	1	-	1	-	-	-	4
MANUFACTURE OF MACHINERY AND EQUIPMENT N.E.C. ....	20	192	9	-	201	6	-	6	29	-	29	21
Manufacture of pumps, compressors, taps and valves..	-	-	-	-	-	-	-	-	-	-	-	-
Manufacture of ovens, furnaces and furnace burners..	4	28	1	-	29	-	-	-	-	-	-	6
Manufacture of other general purpose machinery.....	4	20	3	-	23	-	-	-	2	-	2	-
Manufacture of machinery for food and beverage processing .....	10	91	2	-	93	6	-	6	27	-	27	9
Manufacture of accumulators, primary cells and and primary batteries .....	2	53	3	-	56	-	-	-	-	-	-	6
MANUFACTURE OF MOTOR VEHICLES, TRAILERS & SEMI-TRAILERS	12	276	9	1	286	4	-	4	-	-	-	307
Manufacture of bodies for motor vehicles.....	10	251	8	1	260	-	-	-	-	-	-	307
Manufacture of parts and accessories for motor vehicles and their engines.....	2	25	1	-	26	4	-	4	-	-	-	-
MANUFACTURE OF FURNITURE; MANUFACTURING N.E.C. ....	118	2,276	225	-	2,501	102	10	112	40	2	42	540
Manufacture of furniture; manufacturing n.e.c.....	118	2,276	225	-	2,501	102	10	112	40	2	42	540
T O T A L	762	32,596	19,846	3	52,445	194	25	219	168	73	241	11,552

NUMBER OF ADMINISTRATIVE, TECHNICAL, CLERICAL AND OFFICE WORKERS BY SEX, NATIONALITY  
AND INDUSTRIAL GROUP - PUBLIC AND PRIVATE  
1997/98 (1990 E.F.Y.)

TABLE 4.16

INDUSTRIAL GROUP	NO. OF ESTAB.	NO. OF ADMINISTRATIVE, TECHNICAL, CLERICAL AND OFFICE WORKERS			
		ETHIOPIANS		FOREIGNERS	TOTAL
		MALE	FEMALE		
MANUFACTURE OF FOOD PRODUCTS AND BEVERAGES.....	224	8,091	2,134	2	10,227
Production, processing and preserving of meat, fruit and vegetables .....	10	759	247	-	1,006
Manufacture of vegetable and animal oils and fats...	32	556	143	-	699
Manufacture of dairy products .....	1	172	59	-	231
Manufacture of grain mill products .....	39	863	307	2	1,172
Manufacture of prepared animal feeds .....	4	85	13	-	98
Manufacture of bakery products .....	89	537	286	-	823
Manufacture of sugar and sugar confectionery .....	8	1,884	258	-	2,142
Manufacture of macaroni and spaghetti.....	4	113	17	-	130
Manufacture of food products n.e.c. ....	11	191	50	-	241
Distilling, rectifying and blending of spirits .....	10	206	114	-	320
Manufacture of wines .....	3	267	83	-	350
Manufacture of malt liquors and malt .....	5	1,133	269	-	1,402
Manufacture of soft drinks & production of mineral waters .....	8	1,325	288	-	1,613
MANUFACTURE OF TOBACCO PRODUCTS .....	1	253	125	-	378
Manufacture of tobacco products.....	1	253	125	-	378
MANUFACTURE OF TEXTILES .....	33	4,179	1,449	-	5,628
Spinning, weaving and finishing of textiles .....	22	3,557	1,147	-	4,704
Manufacture of cordage, rope, twine and netting ....	2	607	293	-	900
Knitting mills .....	9	15	9	-	24
MANUFACTURE OF WEARING APPAREL, EXCEPT FUR APPAREL....	26	442	258	1	701
Manufacture of wearing apparel except fur apparel...	26	442	258	1	701
TANNING AND DRESSING OF LEATHER; MANUFACTURE OF FOOTWEAR, LUGGAGE AND HANDBAGS .....	57	1,751	554	1	2,306
Tanning and dressing of leather, luggage and handbags	11	1,077	265	1	1,343
Manufacture of footwear.....	46	674	289	-	963
MANUFACTURE OF WOOD AND OF PRODUCTS OF WOOD AND CORK, EXCEPT FURNITURE .....	16	343	96	2	441
Manufacture of wood and of products of wood and cork, except furniture.....	16	343	96	2	441
MANUFACTURE OF PAPER, PAPER PRODUCTS AND PRINTING.....	53	1,322	755	3	2,080
Manufacture of paper and paper products.....	8	458	148	-	606
Publishing and printing services.....	45	864	607	3	1,474
MANUFACTURE OF CHEMICALS AND CHEMICAL PRODUCTS.....	43	1,209	377	5	1,591
Manufacture of basic chemicals, except fertilizers and nitrogen compounds.....	5	448	97	5	550
Manufacture of paints, varnishes and mastics .....	7	155	71	-	226

NUMBER OF ADMINISTRATIVE, TECHNICAL, CLERICAL AND OFFICE WORKERS BY SEX, NATIONALITY  
AND INDUSTRIAL GROUP - PUBLIC AND PRIVATE  
1997/98 (1990 E.F.Y.)

TABLE 4.16 (Contd..)

INDUSTRIAL GROUP	NO. OF ESTAB.	NO. OF ADMINISTRATIVE, TECHNICAL, CLERICAL AND OFFICE WORKERS			
		ETHIOPIANS		FOREIGNERS	TOTAL
		MALE	FEMALE		
Manufacture of pharmaceuticals, medicinal chemicals and botanical products.....	4	161	72	-	233
Manufacture of soap and detergents cleaning and polishing, perfumes and toilet preparations.....	22	356	101	-	457
Manufacture of chemical products n.e.c. ....	5	89	36	-	125
MANUFACTURE OF RUBBER AND PLASTIC PRODUCTS.....	26	620	303	3	926
Manufacture of rubber products.....	5	236	98	-	334
Manufacture of plastic products.....	21	384	205	3	592
MANUFACTURE OF OTHER NON-METALLIC MINERAL PRODUCTS ...	87	1,503	479	-	1,982
Manufacture of glass and glass products.....	3	121	46	-	167
Manufacture of structural clay products .....	5	94	28	-	122
Manufacture of cement, lime and plaster .....	9	579	145	-	724
Manufacture of articles of concrete, cement and plaster .....	60	438	153	-	591
Manufacture of non-metallic mineral products n.e.c..	10	271	107	-	378
MANUFACTURE OF BASIC IRON AND STEEL.....	6	344	82	-	426
Manufacture of basic iron and steel.....	6	344	82	-	426
MANUFACTURE OF FABRICATED METAL PRODUCTS EXCEPT MACHINERY AND EQUIPMENT .....	40	521	205	3	729
Manufacture of structural metal products, tanks, reservoirs and containers of metal .....	24	51	26	3	80
Manufacture of cutlery, hand tools and general hardware .....	7	154	49	-	203
Manufacture of other fabricated metal products .....	9	316	130	-	446
MANUFACTURE OF MACHINERY AND EQUIPMENT N.E.C. ....	20	73	27	1	101
Manufacture of pumps, compressors, taps and valves..	-	-	-	-	-
Manufacture of ovens, furnaces and furnace burners..	4	12	3	1	16
Manufacture of other general purpose machinery.....	4	4	3	-	7
Manufacture of machinery for food and beverage processing .....	10	34	9	-	43
Manufacture of accumulators, primary cells and and primary batteries .....	2	23	12	-	35
MANUFACTURE OF MOTOR VEHICLES, TRAILERS & SEMI-TRAILERS	12	214	85	3	302
Manufacture of bodies for motor vehicles.....	10	209	82	3	294
Manufacture of parts and accessories for motor vehicles and their engines.....	2	5	3	-	8
MANUFACTURE OF FURNITURE; MANUFACTURING N.E.C. ....	118	631	304	6	941
Manufacture of furniture; manufacturing n.e.c.....	118	631	304	6	941
<b>T O T A L</b>	<b>762</b>	<b>21,496</b>	<b>7,233</b>	<b>30</b>	<b>28,759</b>

NUMBER OF WORKING PROPRIETORS, ACTIVE PARTNERS AND FAMILY WORKERS BY SEX, NATIONALITY  
AND INDUSTRIAL GROUP - PRIVATE 1997/98 (1990 E.F.Y.)

TABLE 4.17

INDUSTRIAL GROUP	NO. OF ESTAB.	NUMBER OF WORKING PROPRIETORS, ACTIVE PARTNERS AND FAMILY WORKERS			
		ETHIOPIANS		FOREIGNERS	TOTAL
		MALE	FEMALE		
MANUFACTURE OF FOOD PRODUCTS AND BEVERAGES.....	170	185	54	-	239
Production, processing and preserving of meat, fruit and vegetables .....	5	-	-	-	51
Manufacture of vegetable and animal oils and fats...	24	47	4	-	-
Manufacture of dairy products .....	29	34	4	-	38
Manufacture of grain mill products .....	2	2	-	-	2
Manufacture of prepared animal feeds .....	84	86	34	-	120
Manufacture of bakery products .....	5	8	7	-	15
Manufacture of sugar and sugar confectionery .....	1	-	-	-	9
Manufacture of macaroni and spaghetti.....	8	5	4	-	4
Manufacture of food products n.e.c. ....	6	3	1	-	-
Distilling, rectifying and blending of spirits .....	-	-	-	-	-
Manufacture of wines .....	-	-	-	-	-
Manufacture of malt liquors and malt .....	-	-	-	-	-
Manufacture of soft drinks & production of mineral waters .....	6	-	-	-	-
MANUFACTURE OF TOBACCO PRODUCTS .....	-	-	-	-	-
Manufacture of tobacco products.....	-	-	-	3	23
MANUFACTURE OF TEXTILES .....	14	15	5	2	9
Spinning, weaving and finishing of textiles .....	5	6	1	-	-
Manufacture of cordage, rope, twine and netting ....	9	9	4	1	14
Knitting mills .....	-	-	-	-	28
MANUFACTURE OF WEARING APPAREL, EXCEPT FUR APPAREL....	22	20	8	-	28
Manufacture of wearing apparel except fur apparel...	22	20	8	-	-
TANNING AND DRESSING OF LEATHER; MANUFACTURE OF FOOTWEAR, LUGGAGE AND HANDBAGS .....	50	51	29	4	84
Tanning and dressing of leather, luggage and handbags	7	3	2	-	5
Manufacture of footwear.....	43	48	27	4	79
MANUFACTURE OF WOOD AND OF PRODUCTS OF WOOD AND CORK, EXCEPT FURNITURE .....	9	8	4	-	12
Manufacture of wood and of products of wood and cork, except furniture.....	9	8	4	-	12
MANUFACTURE OF PAPER, PAPER PRODUCTS AND PRINTING.....	44	18	7	1	26
Manufacture of paper and paper products.....	6	2	1	-	3
Publishing and printing services.....	38	16	6	1	23
MANUFACTURE OF CHEMICALS AND CHEMICAL PRODUCTS.....	30	13	4	-	17
Manufacture of basic chemicals, except fertilizers and nitrogen compounds.....	-	-	-	-	-
Manufacture of paints, varnishes and mastics .....	5	2	1	-	3

NUMBER OF WORKING PROPRIETORS, ACTIVE PARTNERS AND FAMILY WORKERS BY SEX, NATIONALITY  
AND INDUSTRIAL GROUP - PRIVATE 1997/98 (1990 E.F.Y.)

TABLE 4.17(Contd..)

INDUSTRIAL GROUP	NO. OF ESTAB.	NUMBER OF WORKING PROPRIETORS, ACTIVE PARTNERS AND FAMILY WORKERS			
		ETHIOPIANS		FOREIGNERS	TOTAL
		MALE	FEMALE		
Manufacture of pharmaceuticals, medicinal chemicals and botanical products.....	2	-	-	-	-
Manufacture of soap and detergents cleaning and polishing, perfumes and toilet preparations.....	20	11	3	-	14
Manufacture of chemical products n.e.c. ....	3	-	-	-	-
MANUFACTURE OF RUBBER AND PLASTIC PRODUCTS.....	23	6	2	2	10
Manufacture of rubber products.....	4	2	1	-	3
Manufacture of plastic products.....	19	4	1	2	7
MANUFACTURE OF OTHER NON-METALLIC MINERAL PRODUCTS ...	68	58	19	-	77
Manufacture of glass and glass products.....	2	-	-	-	-
Manufacture of structural clay products .....	3	5	1	-	6
Manufacture of cement, lime and plaster .....	4	2	1	-	3
Manufacture of articles of concrete, cement and plaster .....	53	47	17	-	64
Manufacture of non-metallic mineral products n.e.c..	6	4	-	-	4
MANUFACTURE OF BASIC IRON AND STEEL.....	3	-	-	-	-
Manufacture of basic iron and steel.....	3	-	-	-	-
MANUFACTURE OF FABRICATED METAL PRODUCTS EXCEPT MACHINERY AND EQUIPMENT .....	35	43	8	2	53
Manufacture of structural metal products, tanks, reservoirs and containers of metal .....	24	30	7	1	38
Manufacture of cutlery, hand tools and general hardware .....	5	5	-	-	5
Manufacture of other fabricated metal products .....	6	8	1	1	10
MANUFACTURE OF MACHINERY AND EQUIPMENT N.E.C. ....	19	38	6	-	44
Manufacture of pumps, compressors, taps and valves..	-	-	-	-	-
Manufacture of ovens, furnaces and furnace burners..	4	5	2	-	7
Manufacture of other general purpose machinery....	4	3	2	-	5
Manufacture of machinery for food and beverage processing .....	10	29	2	-	31
Manufacture of accumulators, primary cells and and primary batteries .....	1	1	-	-	1
MANUFACTURE OF MOTOR VEHICLES, TRAILERS & SEMI-TRAILERS	10	4	1	1	6
Manufacture of bodies for motor vehicles.....	8	4	1	-	5
Manufacture of parts and accessories for motor vehicles and their engines.....	2	-	-	1	1
MANUFACTURE OF FURNITURE; MANUFACTURING N.E.C. ....	110	146	40	2	188
Manufacture of furniture; manufacturing n.e.c.....	110	146	40	2	188
T O T A L	607	605	187	15	807

**BASIC WAGES AND SALARIES, COMMISSION, BONUSES, ALLOWANCES, FOOD AND LODGING AND SUPPLEMENTS  
TO WAGES AND SALARIES BY INDUSTRIAL GROUP - PUBLIC AND PRIVATE  
1997/98 (1990 E.F.Y.)**

( IN '000 BIRR )

TABLE 4.18

INDUSTRIAL GROUP	NO. OF ESTAB.	WAGES AND SALARIES				SUPPLEMENTS TO WAGES AND SALARIES
		BASIC WAGES & SALARIES	COMMISSION BONUSES AND ALLOWANCES	FOOD AND LODGING	TOTAL	
MANUFACTURE OF FOOD PRODUCTS AND BEVERAGES.....	224	136,152	13,013	11,052	160,217	7,380
Production, processing and preserving of meat, fruit and vegetables .....	10	7,897	399	270	8,566	500
Manufacture of vegetable and animal oils and fats....	32	6,653	57	250	6,960	339
Manufacture of dairy products .....	1	863	-	14	877	62
Manufacture of grain mill products .....	39	15,581	336	1,019	16,936	815
Manufacture of prepared animal feeds .....	4	687	39	18	744	40
Manufacture of bakery products .....	89	10,385	49	654	11,088	382
Manufacture of sugar and sugar confectionery .....	8	40,111	4,108	3,585	47,805	1,933
Manufacture of macaroni and spaghetti.....	4	3,017	13	284	3,314	219
Manufacture of food products n.e.c. ....	11	3,124	111	73	3,309	117
Distilling, rectifying and blending of spirits .....	10	5,268	631	601	6,500	176
Manufacture of wines .....	3	3,702	422	281	4,405	298
Manufacture of malt liquors and malt .....	5	19,639	3,760	1,147	24,546	1,245
Manufacture of soft drinks & production of mineral waters .....	8	19,224	3,087	2,856	25,167	1,255
MANUFACTURE OF TOBACCO PRODUCTS .....	1	7,673	854	508	9,034	415
Manufacture of tobacco products.....	1	7,673	854	508	9,034	415
MANUFACTURE OF TEXTILES .....	33	91,421	4,185	3,757	99,363	5,560
Spinning, weaving and finishing of textiles .....	22	80,525	3,510	3,484	87,518	4,924
Manufacture of cordage, rope, twine and netting ....	2	10,456	673	272	11,401	636
Knitting mills .....	9	440	3	1	443	-
MANUFACTURE OF WEARING APPAREL, EXCEPT FUR APPAREL....	26	14,820	258	555	15,633	831
Manufacture of wearing apparel except fur apparel...	26	14,820	258	555	15,633	831
TANNING AND DRESSING OF LEATHER; MANUFACTURE OF FOOTWEAR, LUGGAGE AND HANDBAGS .....	57	40,013	2,964	2,799	45,775	2,276
Tanning and dressing of leather, luggage and handbags	11	21,267	2,449	2,234	25,950	1,450
Manufacture of footwear.....	46	18,746	515	565	19,825	827
MANUFACTURE OF WOOD AND OF PRODUCTS OF WOOD AND CORK, EXCEPT FURNITURE .....	16	6,744	423	313	7,480	415
Manufacture of wood and of products of wood and cork, except furniture.....	16	6,744	423	313	7,480	415
MANUFACTURE OF PAPER, PAPER PRODUCTS AND PRINTING.....	53	36,411	1,456	1,864	39,731	1,821
Manufacture of paper and paper products.....	8	9,224	207	450	9,881	531
Publishing and printing services.....	45	27,187	1,250	1,413	29,850	1,291
MANUFACTURE OF CHEMICALS AND CHEMICAL PRODUCTS.....	43	20,150	1,343	1,216	22,710	1,244
Manufacture of basic chemicals, except fertilizers and nitrogen compounds.....	5	5,817	412	410	6,639	373
Manufacture of paints, varnishes and mastics .....	7	3,116	334	266	3,717	321

BASIC WAGES AND SALARIES, COMMISSION, BONUSES, ALLOWANCES, FOOD AND LODGING AND SUPPLEMENTS  
TO WAGES AND SALARIES BY INDUSTRIAL GROUP - PUBLIC AND PRIVATE  
1997/98 (1990 E.F.Y.)

TABLE 4.18(Contd..)

( IN '000 BIRR )

INDUSTRIAL GROUP	NO. OF ESTAB.	WAGES AND SALARIES				SUPPLEMENTS TO WAGES AND SALARIES
		BASIC WAGES & SALARIES	COMMISSION BONUSES AND ALLOWANCES	FOOD AND LODGING	TOTAL	
and botanical products.....	4	3,823	295	223	4,341	297
Manufacture of soap and detergents cleaning and polishing, perfumes and toilet preparations.....	22	5,846	266	234	6,346	180
Manufacture of chemical products n.e.c. ....	5	1,548	36	83	1,667	73
MANUFACTURE OF RUBBER AND PLASTIC PRODUCTS.....	26	18,690	515	1,368	20,572	1,000
Manufacture of rubber products.....	5	9,325	62	742	10,129	583
Manufacture of plastic products.....	21	9,365	453	626	10,443	417
MANUFACTURE OF OTHER NON-METALLIC MINERAL PRODUCTS ...	87	32,299	2,730	1,727	36,756	1,395
Manufacture of glass and glass products.....	3	3,186	237	105	3,529	156
Manufacture of structural clay products .....	5	2,249	-	48	2,296	90
Manufacture of cement, lime and plaster .....	9	11,940	2,181	771	14,892	625
Manufacture of articles of concrete, cement and plaster .....	60	8,380	206	332	8,918	273
Manufacture of non-metallic mineral products n.e.c..	10	6,544	106	470	7,121	252
MANUFACTURE OF BASIC IRON AND STEEL.....	6	8,749	1,127	716	10,591	506
Manufacture of basic iron and steel.....	6	8,749	1,127	716	10,591	506
MANUFACTURE OF FABRICATED METAL PRODUCTS EXCEPT MACHINERY AND EQUIPMENT .....	40	11,214	322	453	11,989	607
Manufacture of structural metal products, tanks, reservoirs and containers of metal .....	24	2,080	43	48	2,171	9
Manufacture of cutlery, hand tools and general hardware .....	7	2,534	48	159	2,741	203
Manufacture of other fabricated metal products .....	9	6,601	231	246	7,078	395
MANUFACTURE OF MACHINERY AND EQUIPMENT N.E.C.....	20	1,315	73	37	1,424	32
Manufacture of pumps, compressors, taps and valves..	-	-	-	-	-	-
Manufacture of ovens, furnaces and furnace burners..	4	160	4	-	164	-
Manufacture of other general purpose machinery.....	4	75	-	-	75	1
Manufacture of machinery for food and beverage processing .....	10	642	7	10	659	5
Manufacture of accumulators, primary cells and and primary batteries .....	2	438	62	26	526	26
MANUFACTURE OF MOTOR VEHICLES, TRAILERS & SEMI-TRAILERS	12	7,471	735	425	8,631	641
Manufacture of bodies for motor vehicles.....	10	7,233	735	421	8,389	641
Manufacture of parts and accessories for motor vehicles and their engines.....	2	238	-	4	242	-
MANUFACTURE OF FURNITURE; MANUFACTURING N.E.C. ....	118	18,884	698	767	20,349	521
Manufacture of furniture; manufacturing n.e.c.....	118	18,884	698	767	20,349	521
<b>T O T A L</b>	<b>762</b>	<b>452,004</b>	<b>30,696</b>	<b>27,556</b>	<b>510,256</b>	<b>24,643</b>

TABLE 4.19

INDUSTRIAL GROUP	NO. OF ESTAB.	WAGES AND SALARIES OF PRODUCTION WORKERS				SALARY OF PAID APPARENTICES			WAGES AND SALARIES OF SEASONAL AND TEMPORARY WORKERS
		ETHIOPIANS		FOREIGNERS	TOTAL	MALE	FEMALE	TOTAL	
		MALE	FEMALE						
MANUFACTURE OF FOOD PRODUCTS AND BEVERAGES.....	224	41,786	11,059	-	52,844	22	4	26	13,569
Production, processing and preserving of meat, fruit and vegetables .....	10	1,984	966	-	2,949	-	-	-	469
Manufacture of vegetable and animal oils and fats...	32	1,992	241	-	2,232	16	3	19	937
Manufacture of dairy products .....	1	46	29	-	74	-	-	-	-
Manufacture of grain mill products .....	39	6,052	808	-	6,859	-	-	-	1,070
Manufacture of prepared animal feeds .....	4	179	62	-	240	-	-	-	6
Manufacture of bakery products .....	89	3,705	1,462	-	5,167	6	1	6	1,320
Manufacture of sugar and sugar confectionery .....	8	13,659	299	-	13,958	-	-	-	6,254
Manufacture of macaroni and spaghetti.....	4	1,332	661	-	1,993	-	-	-	281
Manufacture of food products n.e.c. ....	11	963	100	-	1,063	-	-	-	633
Distilling, rectifying and blending of spirits .....	10	1,241	916	-	2,157	-	-	-	236
Manufacture of wines .....	3	1,108	757	-	1,865	-	-	-	124
Manufacture of malt liquors and malt .....	5	6,299	2,019	-	8,317	-	-	-	753
Manufacture of soft drinks & production of mineral waters .....	8	3,228	2,740	-	5,968	-	-	-	1,485
MANUFACTURE OF TOBACCO PRODUCTS .....	1	2,912	1,256	-	4,167	-	-	-	19
Manufacture of tobacco products.....	1	2,912	1,256	-	4,167	-	-	-	19
MANUFACTURE OF TEXTILES .....	33	36,040	27,932	-	63,972	-	-	-	2,038
Spinning, weaving and finishing of textiles .....	22	32,348	25,136	-	57,484	-	-	-	1,887
Manufacture of cordage, rope, twine and netting .....	2	3,602	2,625	-	6,228	-	-	-	67
Knitting mills .....	9	89	171	-	260	-	-	-	83
MANUFACTURE OF WEARING APPAREL, EXCEPT FUR APPAREL.....	26	2,689	6,409	101	9,199	2	1	4	1,523
Manufacture of wearing apparel except fur apparel...	26	2,689	6,409	101	9,199	2	1	4	1,523
TANNING AND DRESSING OF LEATHER; MANUFACTURE OF FOOTWEAR, LUGGAGE AND HANDBAGS .....	57	12,909	6,384	-	19,293	-	2	2	1,423
Tanning and dressing of leather, luggage and handbags .....	11	6,070	1,582	-	7,652	-	-	-	911
Manufacture of footwear.....	46	6,839	4,802	-	11,641	-	2	2	512
MANUFACTURE OF WOOD AND OF PRODUCTS OF WOOD AND CORK, EXCEPT FURNITURE .....	16	2,963	672	18	3,653	6	-	6	345
Manufacture of wood and of products of wood and cork, except furniture.....	16	2,963	672	18	3,653	6	-	6	345
MANUFACTURE OF PAPER, PAPER PRODUCTS AND PRINTING.....	53	12,685	7,679	-	20,363	-	-	-	1,744
Manufacture of paper and paper products.....	8	2,743	1,206	-	3,949	-	-	-	493
Publishing and printing services.....	45	9,942	6,472	-	16,414	-	-	-	1,251
MANUFACTURE OF CHEMICALS AND CHEMICAL PRODUCTS.....	43	5,022	2,490	11	7,523	-	-	-	1,128
Manufacture of basic chemicals, except fertilizers and nitrogen compounds.....	5	1,449	76	11	1,535	-	-	-	396
Manufacture of paints, varnishes and mastics .....	7	750	78	-	828	-	-	-	64

BASIC WAGES AND SALARIES OF PRODUCTION WORKERS AND SEASONAL AND TEMPORARY WORKERS BY SEX,  
NATIONALITY AND INDUSTRIAL GROUP - PUBLIC AND PRIVATE 1997/98 (1990 E.F.Y.)

TABLE 4.19(Contd..)

( IN '000 BIRR )

INDUSTRIAL GROUP	NO. OF ESTAB.	WAGES AND SALARIES OF PRODUCTION WORKERS				SALARY OF PAID APPARENTECES			WAGES AND SALARIES OF SEASONAL AND TEMPORARY WORKERS
		ETHIOPIANS		FOREIGNERS	TOTAL	MALE	FEMALE	TOTAL	
		MALE	FEMALE						
and botanical products.....	4	917	1,248	-	2,165	-	-	-	73
Manufacture of soap and detergents cleaning and polishing, perfumes and toilet preparations.....	22	1,517	800	-	2,317	-	-	-	586
Manufacture of chemical products n.e.c. ....	5	390	288	-	678	-	-	-	10
<b>MANUFACTURE OF RUBBER AND PLASTIC PRODCUCTS.....</b>	<b>26</b>	<b>9,219</b>	<b>1,630</b>	<b>13</b>	<b>10,861</b>	-	-	-	<b>535</b>
Manufacture of rubber products.....	5	4,852	199	-	5,051	-	-	-	285
Manufacture of plastic products.....	21	4,367	1,432	13	5,811	-	-	-	250
<b>MANUFACTURE OF OTHER NON-METALLIC MINERAL PRODUCTS ...</b>	<b>87</b>	<b>10,495</b>	<b>1,658</b>	<b>-</b>	<b>12,153</b>	<b>31</b>	<b>12</b>	<b>43</b>	<b>6,642</b>
Manufacture of glass and glass products.....	3	1,145	442	-	1,587	31	12	43	251
Manufacture of structural clay products .....	5	939	202	-	1,141	-	-	-	427
Manufacture of cement, lime and plaster .....	9	4,114	149	-	4,263	-	-	-	1,718
Manufacture of articles of concrete, cement and plaster .....	60	1,916	377	-	2,293	-	-	-	2,718
Manufacture of non-metallic mineral products n.e.c..	10	2,381	487	-	2,868	-	-	-	1,527
<b>MANUFACTURE OF BASIC IRON AND STEEL.....</b>	<b>6</b>	<b>4,639</b>	<b>122</b>	<b>-</b>	<b>4,761</b>	<b>-</b>	<b>-</b>	<b>-</b>	<b>31</b>
Manufacture of basic iron and steel.....	6	4,639	122	-	4,761	-	-	-	81
<b>MANUFACTURE OF FABRICATED METAL PRODUCTS EXCEPT MACHINERY AND EQUIPMENT .....</b>	<b>40</b>	<b>5,203</b>	<b>360</b>	<b>-</b>	<b>5,563</b>	<b>37</b>	<b>-</b>	<b>37</b>	<b>147</b>
Manufacture of structural metal products, tanks, reservoirs and containers of metal .....	24	1,571	12	-	1,583	35	-	35	47
Manufacture of cutlery, hand tools and general hardware .....	7	1,056	188	-	1,244	-	-	-	94
Manufacture of other fabricated metal products .....	9	2,576	161	-	2,737	1	-	1	6
<b>MANUFACTURE OF MACHINERY AND EQUIPMENT N.E.C. ....</b>	<b>20</b>	<b>838</b>	<b>18</b>	<b>-</b>	<b>857</b>	<b>4</b>	<b>-</b>	<b>4</b>	<b>72</b>
Manufacture of pumps, compressors, taps and valves..	-	-	-	-	-	-	-	-	-
Manufacture of ovens, furnaces and furnace burners..	4	81	1	-	82	-	-	-	9
Manufacture of other general purpose machinery.....	4	64	1	-	65	-	-	-	-
Manufacture of machinery for food and beverage processing .....	10	445	10	-	455	4	-	4	30
Manufacture of accumulators, primary cells and and primary batteries .....	2	249	7	-	255	-	-	-	33
<b>MANUFACTURE OF MOTOR VEHICLES, TRAILERS &amp; SEMI-TRAILERS</b>	<b>12</b>	<b>2,282</b>	<b>163</b>	<b>48</b>	<b>2,493</b>	<b>1</b>	<b>-</b>	<b>1</b>	<b>1,807</b>
Manufacture of bodies for motor vehicles.....	10	2,132	159	48	2,339	-	-	-	1,807
Manufacture of parts and accessories for motor vehicles and their engines.....	2	151	4	-	154	1	-	1	-
<b>MANUFACTURE OF FURNITURE; MANUFACTURING N.E.C. ....</b>	<b>118</b>	<b>11,303</b>	<b>710</b>	<b>-</b>	<b>12,013</b>	<b>145</b>	<b>20</b>	<b>165</b>	<b>1,524</b>
Manufacture of furniture; manufacturing n.e.c.....	118	11,303	710	-	12,013	145	20	165	1,524
<b>T O T A L</b>	<b>762</b>	<b>160,984</b>	<b>68,540</b>	<b>190</b>	<b>229,714</b>	<b>248</b>	<b>39</b>	<b>287</b>	<b>32,598</b>

**BASIC WAGES AND SALARIES OF ADMINISTRATIVE, TECHNICAL, CLERICAL AND OFFICE WORKERS  
BY SEX, NATIONALITY AND INDUSTRIAL GROUP - PUBLIC AND PRIVATE  
1997/98 (1990 E.F.Y.)**

TABLE 4.20

( IN '000 BIRR )

INDUSTRIAL GROUP	NO. OF ESTAB.	WAGES AND SALARIES OF ADMINISTRATIVE, TECHNICAL, CLERICAL AND OFFICE WORKERS			
		ETHIOPIANS		FOREIGNERS	TOTAL
		MALE	FEMALE		
MANUFACTURE OF FOOD PRODUCTS AND BEVERAGES.....	181	56,682	13,007	24	69,713
Production, processing and preserving of meat, fruit and vegetables .....	7	3,583	895	-	4,478
Manufacture of vegetable and animal oils and fats....	24	2,789	675	-	3,464
Manufacture of dairy products .....	1	643	146	-	789
Manufacture of grain mill products .....	34	5,811	1,817	24	7,652
Manufacture of prepared animal feeds .....	4	383	57	-	440
Manufacture of bakery products .....	72	2,690	1,201	-	3,892
Manufacture of sugar and sugar confectionery .....	6	17,800	2,098	-	19,898
Manufacture of macaroni and spaghetti.....	3	663	80	-	743
Manufacture of food products n.e.c. ....	10	1,202	227	-	1,429
Distilling, rectifying and blending of spirits .....	7	2,126	750	-	2,876
Manufacture of wines .....	1	1,246	466	-	1,713
Manufacture of malt liquors and malt .....	5	8,208	2,360	-	10,569
Manufacture of soft drinks & production of mineral waters .....	7	9,538	2,234	-	11,772
MANUFACTURE OF TOBACCO PRODUCTS .....	1	2,324	1,162	-	3,486
Manufacture of tobacco products.....	1	2,324	1,162	-	3,486
MANUFACTURE OF TEXTILES .....	30	19,572	5,840	-	25,412
Spinning, weaving and finishing of textiles .....	21	16,375	4,779	-	21,154
Manufacture of cordage, rope, twine and netting .....	2	3,132	1,029	-	4,161
Knitting mills .....	7	65	32	-	97
MANUFACTURE OF WEARING APPAREL, EXCEPT FUR APPAREL.....	25	2,852	1,243	-	4,095
Manufacture of wearing apparel except fur apparel....	25	2,852	1,243	-	4,095
TANNING AND DRESSING OF LEATHER; MANUFACTURE OF FOOTWEAR, LUGGAGE AND HANDBAGS .....	50	14,947	4,309	38	19,294
Tanning and dressing of leather, luggage and handbags.	11	10,291	2,375	38	12,704
Manufacture of footwear.....	39	4,656	1,934	-	6,590
MANUFACTURE OF WOOD AND OF PRODUCTS OF WOOD AND CORK, EXCEPT FURNITURE .....	16	2,040	677	24	2,740
Manufacture of wood and of products of wood and cork, except furniture.....	16	2,040	677	24	2,740
MANUFACTURE OF PAPER, PAPER PRODUCTS AND PRINTING.....	51	9,315	4,831	157	14,303
Manufacture of paper and paper products.....	7	3,383	1,398	-	4,781
Publishing and printing services.....	44	5,932	3,433	157	9,522
MANUFACTURE OF CHEMICALS AND CHEMICAL PRODUCTS.....	39	8,944	2,495	60	11,499
Manufacture of basic chemicals, except fertilizers and nitrogen compounds.....	4	3,325	501	60	3,886
Manufacture of paints, varnishes and mastics .....	7	1,642	583	-	2,225

**BASIC WAGES AND SALARIES OF ADMINISTRATIVE, TECHNICAL, CLERICAL AND OFFICE WORKERS  
BY SEX, NATIONALITY AND INDUSTRIAL GROUP - PUBLIC AND PRIVATE  
1997/98 (1990 E.F.Y.)**

TABLE 4.20(Contd..)

( IN '000 BIRR )

INDUSTRIAL GROUP	NO. OF ESTAB.	WAGES AND SALARIES OF ADMINISTRATIVE, TECHNICAL, CLERICAL AND OFFICE WORKERS			
		ETHIOPIANS		FOREIGNERS	TOTAL
		MALE	FEMALE		
Manufacture of pharmaceuticals, medicinal chemicals and botanical products.....	3	1,015	570	-	1,585
Manufacture of soap and detergents cleaning and polishing, perfumes and toilet preparations.....	20	2,312	630	-	2,942
Manufacture of chemical products n.e.c. ....	5	650	210	-	861
MANUFACTURE OF RUBBER AND PLASTIC PRODUCTS.....	26	5,259	1,957	77	7,293
Manufacture of rubber products.....	5	2,963	1,027	-	3,990
Manufacture of plastic products.....	21	2,296	930	77	3,304
MANUFACTURE OF OTHER NON-METALLIC MINERAL PRODUCTS ....	69	10,793	2,669	-	13,462
Manufacture of glass and glass products.....	2	1,009	297	-	1,306
Manufacture of structural clay products .....	5	512	168	-	680
Manufacture of cement, lime and plaster .....	9	4,925	1,033	-	5,959
Manufacture of articles of concrete, cement and plaster .....	47	2,746	622	-	3,369
Manufacture of non-metallic mineral products n.e.c....	6	1,600	549	-	2,149
MANUFACTURE OF BASIC IRON AND STEEL.....	6	3,286	622	-	3,907
Manufacture of basic iron and steel.....	6	3,286	622	-	3,907
MANUFACTURE OF FABRICATED METAL PRODUCTS EXCEPT MACHINERY AND EQUIPMENT .....	36	4,165	1,170	132	5,467
Manufacture of structural metal products, tanks, reservoirs and containers of metal .....	22	171	112	132	415
Manufacture of cutlery, hand tools and general hardware .....	7	918	278	-	1,196
Manufacture of other fabricated metal products .....	7	3,076	781	-	3,856
MANUFACTURE OF MACHINERY AND EQUIPMENT N.E.C. ....	16	289	82	11	382
Manufacture of pumps, compressors, taps and valves...	-	-	-	-	-
Manufacture of ovens, furnaces and furnace burners...	4	48	11	11	69
Manufacture of other general purpose machinery.....	2	7	3	-	10
Manufacture of machinery for food and beverage processing .....	8	122	31	-	153
Manufacture of accumulators, primary cells and and primary batteries .....	2	113	37	-	150
MANUFACTURE OF MOTOR VEHICLES, TRAILERS & SEMI-TRAILERS.	10	2,256	657	255	3,169
Manufacture of bodies for motor vehicles.....	8	2,180	652	255	3,087
Manufacture of parts and accessories for motor vehicles and their engines.....	2	77	5	-	82
MANUFACTURE OF FURNITURE; MANUFACTURING N.E.C. ....	106	3,496	1,558	128	5,182
Manufacture of furniture; manufacturing n.e.c.....	106	3,496	1,558	128	5,182
T O T A L .....	662	146,219	42,279	907	189,405

NUMBER OF ESTABLISHMENTS AND NUMBER OF PERSONS ENGAGED BY SIZE OF PERSONS ENGAGED  
AND INDUSTRIAL GROUP-PUBLIC AND PRIVATE 1997/98 (1990 E.F.Y.)

TABLE 4.21

INDUSTRIAL GROUP	NO. OF ESTABLISHMENTS BY SIZE OF PERSONS ENGAGED				NO. OF PERSONS ENGAGED BY SIZE GROUP			
	10 - 19	20 - 49	50 AND OVER	TOTAL	10 - 19	20 - 49	50 AND OVER	TOTAL
MANUFACTURE OF FOOD PRODUCTS AND BEVERAGES.....	95	46	83	224	1,243	1,391	23,325	25,959
Production, processing and preserving of meat, fruit and vegetables .....	-	-	10	10	-	-	2,492	2,492
Manufacture of vegetable and animal oils and fats...	18	5	9	32	221	175	1,294	1,690
Manufacture of dairy products .....	-	-	1	1	-	-	264	264
Manufacture of grain mill products .....	10	12	17	39	138	420	2,592	3,150
Manufacture of prepared animal feeds .....	2	-	2	4	21	-	186	207
Manufacture of bakery products .....	56	19	14	89	743	455	1,859	3,057
Manufacture of sugar and sugar confectionery .....	3	3	2	8	37	93	5,574	5,704
Manufacture of macaroni and spaghetti.....	-	1	3	4	-	48	472	520
Manufacture of food products n.e.c. ....	6	-	5	11	83	-	623	706
Distilling, rectifying and blending of spirits .....	-	6	4	10	-	200	657	857
Manufacture of wines .....	-	-	3	3	-	-	687	687
Manufacture of malt liquors and malt .....	-	-	5	5	-	-	2,844	2,844
Manufacture of soft drinks & production of mineral waters .....	-	-	8	8	-	-	3,781	3,781
MANUFACTURE OF TOBACCO PRODUCTS .....	-	-	1	1	-	-	898	898
Manufacture of tobacco products.....	-	-	1	1	-	-	898	898
MANUFACTURE OF TEXTILES .....	8	7	18	33	116	234	24,766	25,116
Spinning, weaving and finishing of textiles .....	3	3	16	22	49	103	22,068	22,220
Manufacture of cordage, rope, twine and netting ....	-	-	2	2	-	-	2,698	2,698
Knitting mills .....	5	4	-	9	67	131	-	198
MANUFACTURE OF WEARING APPAREL, EXCEPT FUR APPAREL....	10	6	10	26	144	201	3,873	4,218
Manufacture of wearing apparel except fur apparel...	10	6	10	26	144	201	3,873	4,218
TANNING AND DRESSING OF LEATHER; MANUFACTURE OF FOOTWEAR, LUGGAGE AND HANDBAGS .....	20	16	21	57	265	528	6,880	7,673
Tanning and dressing of leather, luggage and handbags .....	-	-	11	11	-	-	3,740	3,740
Manufacture of footwear.....	20	16	10	46	265	528	3,140	3,933
MANUFACTURE OF WOOD AND OF PRODUCTS OF WOOD AND CORK, EXCEPT FURNITURE .....	6	4	6	16	86	120	1,111	1,317
Manufacture of wood and of products of wood and cork, except furniture.....	6	4	6	16	86	120	1,111	1,317
MANUFACTURE OF PAPER, PAPER PRODUCTS AND PRINTING.....	16	18	19	53	225	498	4,857	5,580
Manufacture of paper and paper products.....	3	1	4	8	48	21	1,354	1,423
Publishing and printing services.....	13	17	15	45	177	477	3,503	4,157
MANUFACTURE OF CHEMICALS AND CHEMICAL PRODUCTS.....	12	11	20	43	179	354	3,622	4,155
Manufacture of basic chemicals, except fertilizers and nitrogen compounds.....	-	-	5	5	-	-	1,116	1,116
Manufacture of paints, varnishes and mastics .....	2	2	3	7	26	64	368	458

NUMBER OF ESTABLISHMENTS AND NUMBER OF PERSONS ENGAGED BY SIZE OF PERSONS ENGAGED  
AND INDUSTRIAL GROUP-PUBLIC AND PRIVATE 1997/98 (1990 E.F.Y.)

TABLE 4.21(Contd..)

INDUSTRIAL GROUP	NO. OF ESTABLISHMENTS BY SIZE OF PERSONS ENGAGED				NO. OF PERSONS ENGAGED BY SIZE GROUP			
	10 - 19	20 - 49	50 AND OVER	TOTAL	10 - 19	20 - 49	50 AND OVER	TOTAL
Manufacture of pharmaceuticals, medicinal chemicals and botanical products.....	-	1	3	4	-	37	940	977
Manufacture of soap and detergents cleaning and polishing, perfumes and toilet preparations.....	9	5	8	22	139	155	1,053	1,347
Manufacture of chemical products n.e.c. ....	1	3	1	5	14	98	145	257
MANUFACTURE OF RUBBER AND PLASTIC PRODUCTS.....	5	12	9	26	72	431	2,589	3,092
Manufacture of rubber products.....	1	2	2	5	14	89	1,003	1,106
Manufacture of plastic products.....	4	10	7	21	58	342	1,586	1,986
MANUFACTURE OF OTHER NON-METALLIC MINERAL PRODUCTS ...	42	17	28	87	540	496	6,270	7,306
Manufacture of glass and glass products.....	-	-	3	3	-	-	654	654
Manufacture of structural clay products .....	1	1	3	5	10	30	455	495
Manufacture of cement, lime and plaster .....	4	1	4	9	44	38	1,828	1,910
Manufacture of articles of concrete, cement and plaster .....	36	13	11	60	476	379	1,654	2,509
Manufacture of non-metallic mineral products n.e.c..	1	2	7	10	10	49	1,679	1,738
MANUFACTURE OF BASIC IRON AND STEEL.....	1	2	3	6	17	79	1,042	1,138
Manufacture of basic iron and steel.....	1	2	3	6	17	79	1,042	1,138
MANUFACTURE OF FABRICATED METAL PRODUCTS EXCEPT MACHINERY AND EQUIPMENT .....	25	7	8	40	333	168	1,439	1,940
Manufacture of structural metal products, tanks, reservoirs and containers of metal .....	19	3	2	24	248	78	166	492
Manufacture of cutlery, hand tools and general hardware .....	4	1	2	7	61	29	430	520
Manufacture of other fabricated metal products .....	2	3	4	9	24	61	843	928
MANUFACTURE OF MACHINERY AND EQUIPMENT N.E.C. ....	12	7	1	20	136	179	87	402
Manufacture of pumps, compressors, taps and valves..	-	-	-	-	-	-	-	-
Manufacture of ovens, furnaces and furnace burners..	3	1	-	4	37	21	-	58
Manufacture of other general purpose machinery.....	4	-	-	4	37	-	-	37
Manufacture of machinery for food and beverage processing .....	4	6	-	10	51	158	-	209
Manufacture of accumulators, primary cells and and primary batteries .....	1	-	1	2	11	-	87	98
MANUFACTURE OF MOTOR VEHICLES, TRAILERS & SEMI-TRAILERS	3	4	5	12	42	82	781	905
Manufacture of bodies for motor vehicles.....	2	3	5	10	32	53	781	866
Manufacture of parts and accessories for motor vehicles and their engines.....	1	1	-	2	10	29	-	39
MANUFACTURE OF FURNITURE; MANUFACTURING N.E.C. ....	66	29	23	118	948	776	2,600	4,324
Manufacture of furniture; manufacturing n.e.c.....	66	29	23	118	948	776	2,600	4,324
T O T A L	321	186	255	762	4,346	5,537	84,140	94,023

NUMBER OF ESTABLISHMENTS AND NUMBER OF PERSONS ENGAGED BY SIZE OF PERSONS ENGAGED  
AND INDUSTRIAL GROUP - PUBLIC 1997/98 (1990 E.F.Y.)

TABLE 4.22

INDUSTRIAL GROUP	NO. OF ESTABLISHMENTS BY SIZE OF PERSONS ENGAGED				NO. OF PERSONS ENGAGED BY SIZE GROUP			
	10 - 19	20 - 49	50 AND OVER	TOTAL	10 - 19	20 - 49	50 AND OVER	TOTAL
MANUFACTURE OF FOOD PRODUCTS AND BEVERAGES.....	-	3	51	54	-	110	17,860	17,970
Production, processing and preserving of meat, fruit and vegetables .....	-	-	5	5	-	-	1,679	1,679
Manufacture of vegetable and animal oils and fats...	-	1	7	8	-	31	1,100	1,131
Manufacture of dairy products .....	-	-	1	1	-	-	264	264
Manufacture of grain mill products .....	-	1	9	10	-	36	1,845	1,881
Manufacture of prepared animal feeds .....	-	-	2	2	-	-	186	186
Manufacture of bakery products .....	-	-	5	5	-	-	1,191	1,191
Manufacture of sugar and sugar confectionery .....	-	1	2	3	-	43	5,574	5,617
Manufacture of macaroni and spaghetti.....	-	-	3	3	-	-	472	472
Manufacture of food products n.e.c. ....	-	-	3	3	-	-	362	362
Distilling, rectifying and blending of spirits .....	-	-	4	4	-	-	657	657
Manufacture of wines .....	-	-	3	3	-	-	687	687
Manufacture of malt liquors and malt .....	-	-	5	5	-	-	2,844	2,844
Manufacture of soft drinks & production of mineral waters .....	-	-	2	2	-	-	999	999
MANUFACTURE OF TOBACCO PRODUCTS .....	-	-	1	1	-	-	898	898
Manufacture of tobacco products.....	-	-	1	1	-	-	898	898
MANUFACTURE OF TEXTILES .....	1	1	17	19	15	42	24,520	24,577
Spinning, weaving and finishing of textiles .....	1	1	15	17	15	42	21,822	21,879
Manufacture of cordage, rope, twine and netting ....	-	-	2	2	-	-	2,698	2,698
Knitting mills .....	-	-	-	-	-	-	-	-
MANUFACTURE OF WEARING APPAREL, EXCEPT FUR APPAREL....	-	-	4	4	-	-	2,232	2,232
Manufacture of wearing apparel except fur apparel...	-	-	4	4	-	-	2,232	2,232
TANNING AND DRESSING OF LEATHER; MANUFACTURE OF FOOTWEAR, LUGGAGE AND HANDBAGS .....	-	-	7	7	-	-	4,434	4,434
Tanning and dressing of leather, luggage and handbags	-	-	4	4	-	-	2,013	2,013
Manufacture of footwear.....	-	-	3	3	-	-	2,421	2,421
MANUFACTURE OF WOOD AND OF PRODUCTS OF WOOD AND CORK, EXCEPT FURNITURE .....	-	1	6	7	-	42	1,111	1,153
Manufacture of wood and of products of wood and cork, except furniture.....	-	1	6	7	-	42	1,111	1,153
MANUFACTURE OF PAPER, PAPER PRODUCTS AND PRINTING.....	-	-	9	9	-	-	4,062	4,062
Manufacture of paper and paper products.....	-	-	2	2	-	-	1,183	1,183
Publishing and printing services.....	-	-	7	7	-	-	2,879	2,879
MANUFACTURE OF CHEMICALS AND CHEMICAL PRODUCTS.....	-	1	12	13	-	33	2,445	2,478
Manufacture of basic chemicals, except fertilizers and nitrogen compounds.....	-	-	5	5	-	-	1,116	1,116
Manufacture of paints, varnishes and mastics .....	-	-	2	2	-	-	253	253

NUMBER OF ESTABLISHMENTS AND NUMBER OF PERSONS ENGAGED BY SIZE OF PERSONS ENGAGED  
AND INDUSTRIAL GROUP - PUBLIC 1997/98 (1990 E.F.Y.)

TABLE 4.22(Contd..)

INDUSTRIAL GROUP	NO. OF ESTABLISHMENTS BY SIZE OF PERSONS ENGAGED				NO. OF PERSONS ENGAGED BY SIZE GROUP			
	10 - 19	20 - 49	50 AND OVER	TOTAL	10 - 19	20 - 49	50 AND OVER	TOTAL
Manufacture of pharmaceuticals, medicinal chemicals and botanical products.....	-	-	2	2	-	-	524	524
Manufacture of soap and detergents cleaning and polishing, perfumes and toilet preparations.....	-	-	2	2	-	-	407	407
Manufacture of chemical products n.e.c. ....	-	1	1	2	-	33	145	178
MANUFACTURE OF RUBBER AND PLASTIC PRODUCTS.....	-	-	3	3	-	-	1,500	1,500
Manufacture of rubber products.....	-	-	1	1	-	-	862	862
Manufacture of plastic products.....	-	-	2	2	-	-	638	638
MANUFACTURE OF OTHER NON-METALLIC MINERAL PRODUCTS ...	1	1	17	19	12	38	5,225	5,275
Manufacture of glass and glass products.....	-	-	1	1	-	-	429	429
Manufacture of structural clay products .....	-	-	2	2	-	-	385	385
Manufacture of cement, lime and plaster .....	-	1	4	5	-	38	1,828	1,866
Manufacture of articles of concrete, cement and plaster .....	1	-	6	7	12	-	1,198	1,210
Manufacture of non-metallic mineral products n.e.c..	-	-	4	4	-	-	1,385	1,385
MANUFACTURE OF BASIC IRON AND STEEL.....	-	-	3	3	-	-	1,042	1,042
Manufacture of basic iron and steel.....	-	-	3	3	-	-	1,042	1,042
MANUFACTURE OF FABRICATED METAL PRODUCTS EXCEPT MACHINERY AND EQUIPMENT .....	-	-	5	5	-	-	1,204	1,204
Manufacture of structural metal products, tanks, reservoirs and containers of metal .....	-	-	-	-	-	-	-	-
Manufacture of cutlery, hand tools and general hardware .....	-	-	2	2	-	-	430	430
Manufacture of other fabricated metal products .....	-	-	3	3	-	-	774	774
MANUFACTURE OF MACHINERY AND EQUIPMENT N.E.C. ....	-	-	1	1	-	-	87	87
Manufacture of pumps, compressors, taps and valves..	-	-	-	-	-	-	-	-
Manufacture of ovens, furnaces and furnace burners..	-	-	-	-	-	-	-	-
Manufacture of other general purpose machinery.....	-	-	-	-	-	-	-	-
Manufacture of machinery for food and beverage processing .....	-	-	-	-	-	-	-	-
Manufacture of accumulators, primary cells and and primary batteries .....	-	-	1	1	-	-	87	87
MANUFACTURE OF MOTOR VEHICLES, TRAILERS & SEMI-TRAILERS	-	-	2	2	-	-	314	314
Manufacture of bodies for motor vehicles.....	-	-	2	2	-	-	314	314
Manufacture of parts and accessories for motor vehicles and their engines.....	-	-	-	-	-	-	-	-
MANUFACTURE OF FURNITURE; MANUFACTURING N.E.C. ....	1	3	4	8	12	93	664	769
Manufacture of furniture; manufacturing n.e.c.....	1	3	4	8	12	93	664	769
T O T A L	3	10	142	155	39	358	67,598	67,995

NUMBER OF ESTABLISHMENTS AND NUMBER OF PERSONS ENGAGED BY SIZE OF PERSONS ENGAGED  
AND INDUSTRIAL GROUP - PRIVATE 1997/98 (1990 E.F.Y.)

TABLE 4.23

INDUSTRIAL GROUP	NO. OF ESTABLISHMENTS BY SIZE OF PERSONS ENGAGED				NO. OF PERSONS ENGAGED BY SIZE GROUP			
	10 - 19	20 - 49	50 AND OVER	TOTAL	10 - 19	20 - 49	50 AND OVER	TOTAL
MANUFACTURE OF FOOD PRODUCTS AND BEVERAGES.....	95	43	32	170	1,243	1,281	5,465	7,989
Production, processing and preserving of meat, fruit and vegetables .....	-	-	5	5	-	-	813	813
Manufacture of vegetable and animal oils and fats...	18	4	2	24	221	144	194	559
Manufacture of dairy products .....	-	-	-	-	-	-	-	-
Manufacture of grain mill products .....	10	11	8	29	138	384	747	1,269
Manufacture of prepared animal feeds .....	2	-	-	2	21	-	-	21
Manufacture of bakery products .....	56	19	9	84	743	455	668	1,866
Manufacture of sugar and sugar confectionery .....	3	2	-	5	37	50	-	87
Manufacture of macaroni and spaghetti.....	-	1	-	1	-	48	-	48
Manufacture of food products n.e.c. ....	6	-	2	8	83	-	261	344
Distilling, rectifying and blending of spirits .....	-	6	-	6	-	200	-	200
Manufacture of wines .....	-	-	-	-	-	-	-	-
Manufacture of malt liquors and malt .....	-	-	-	-	-	-	-	-
Manufacture of soft drinks & production of mineral waters .....	-	-	6	6	-	-	2,782	2,782
MANUFACTURE OF TOBACCO PRODUCTS .....	-	-	-	-	-	-	-	-
Manufacture of tobacco products.....	-	-	-	-	-	-	-	-
MANUFACTURE OF TEXTILES .....	7	6	1	14	101	192	246	539
Spinning, weaving and finishing of textiles .....	2	2	1	5	34	61	246	341
Manufacture of cordage, rope, twine and netting ....	-	-	-	-	-	-	-	-
Knitting mills .....	5	4	-	9	67	131	-	198
MANUFACTURE OF WEARING APPAREL, EXCEPT FUR APPAREL....	10	6	6	22	144	201	1,641	1,986
Manufacture of wearing apparel except fur apparel....	10	6	6	22	144	201	1,641	1,986
TANNING AND DRESSING OF LEATHER; MANUFACTURE OF FOOTWEAR, LUGGAGE AND HANDBAGS .....	20	16	14	50	265	528	2,446	3,239
Tanning and dressing of leather, luggage and handbags	-	-	7	7	-	-	1,727	1,727
Manufacture of footwear.....	20	16	7	43	265	528	719	1,512
MANUFACTURE OF WOOD AND OF PRODUCTS OF WOOD AND CORK, EXCEPT FURNITURE .....	6	3	-	9	86	78	-	164
Manufacture of wood and of products of wood and cork, except furniture.....	6	3	-	9	86	78	-	164
MANUFACTURE OF PAPER, PAPER PRODUCTS AND PRINTING.....	16	18	10	44	225	498	795	1,518
Manufacture of paper and paper products.....	3	1	2	6	48	21	171	240
Publishing and printing services.....	13	17	8	38	177	477	624	1,278
MANUFACTURE OF CHEMICALS AND CHEMICAL PRODUCTS.....	12	10	8	30	179	321	1,177	1,677
Manufacture of basic chemicals, except fertilizers and nitrogen compounds.....	-	-	-	-	-	-	-	-
Manufacture of paints, varnishes and mastics .....	2	2	1	5	26	64	115	205

NUMBER OF ESTABLISHMENTS AND NUMBER OF PERSONS ENGAGED BY SIZE OF PERSONS ENGAGED  
AND INDUSTRIAL GROUP - PRIVATE 1997/98 (1990 E.F.Y.)

TABLE 4.23 (Contd..)

INDUSTRIAL GROUP	NO. OF ESTABLISHMENTS BY SIZE OF PERSONS ENGAGED				NO. OF PERSONS ENGAGED BY SIZE GROUP			
	10 - 19	20 - 49	50 AND OVER	TOTAL	10 - 19	20 - 49	50 AND OVER	TOTAL
Manufacture of pharmaceuticals, medicinal chemicals and botanical products.....	-	1	1	2	-	37	416	453
Manufacture of soap and detergents cleaning and polishing, perfumes and toilet preparations.....	9	5	6	20	139	155	646	940
Manufacture of chemical products n.e.c. ....	1	2	-	3	14	65	-	79
MANUFACTURE OF RUBBER AND PLASTIC PRODUCTS.....	5	12	6	23	72	431	1,089	1,592
Manufacture of rubber products.....	1	2	1	4	14	89	141	244
Manufacture of plastic products.....	4	10	5	19	58	342	948	1,348
MANUFACTURE OF OTHER NON-METALLIC MINERAL PRODUCTS ...	41	16	11	68	528	458	1,045	2,031
Manufacture of glass and glass products.....	-	-	2	2	-	-	225	225
Manufacture of structural clay products .....	1	1	1	3	10	30	70	110
Manufacture of cement, lime and plaster .....	4	-	-	4	44	-	-	44
Manufacture of articles of concrete, cement and plaster .....	35	13	5	53	464	379	456	1,299
Manufacture of non-metallic mineral products n.e.c..	1	2	3	6	10	49	294	353
MANUFACTURE OF BASIC IRON AND STEEL.....	1	2	-	3	17	79	-	96
Manufacture of basic iron and steel.....	1	2	-	3	17	79	-	96
MANUFACTURE OF FABRICATED METAL PRODUCTS EXCEPT MACHINERY AND EQUIPMENT .....	25	7	3	35	333	168	235	736
Manufacture of structural metal products, tanks, reservoirs and containers of metal .....	19	3	2	24	248	78	166	492
Manufacture of cutlery, hand tools and general hardware .....	4	1	-	5	61	29	-	90
Manufacture of other fabricated metal products .....	2	3	1	6	24	61	69	154
MANUFACTURE OF MACHINERY AND EQUIPMENT N.E.C. ....	12	7	-	19	136	179	-	315
Manufacture of pumps, compressors, taps and valves..	-	-	-	-	-	-	-	-
Manufacture of ovens, furnaces and furnace burners..	3	1	-	4	37	21	-	58
Manufacture of other general purpose machinery.....	4	-	-	4	37	-	-	37
Manufacture of machinery for food and beverage processing .....	4	6	-	10	51	158	-	209
Manufacture of accumulators, primary cells and and primary batteries .....	1	-	-	1	11	-	-	11
MANUFACTURE OF MOTOR VEHICLES, TRAILERS & SEMI-TRAILERS	3	4	3	10	42	82	467	591
Manufacture of bodies for motor vehicles.....	2	3	3	8	32	53	467	552
Manufacture of parts and accessories for motor vehicles and their engines.....	1	1	-	2	10	29	-	39
MANUFACTURE OF FURNITURE; MANUFACTURING N.E.C. ....	65	26	19	110	936	683	1,936	3,555
Manufacture of furniture; manufacturing n.e.c.....	65	26	19	110	936	683	1,936	3,555
T O T A L	318	176	113	607	4,307	5,179	16,542	26,028

NUMBER OF ESTABLISHMENTS, GROSS VALUE OF PRODUCTION, INDUSTRIAL COSTS, INDIRECT TAXES NET  
AND CENSUS VALUE ADDED BY INDUSTRIAL GROUP - PUBLIC AND PRIVATE, 1997/98 (1990 E.F.Y.)

TABLE 4.24

(IN '000 BIRR)

INDUSTRIAL GROUP	NO. OF ESTAB.	GROSS VALUE OF PRODUCTION	INDUSTRIAL COSTS	INDIRECT TAXES NET	CENSUS VALUE ADDED	
					AT MARKET PRICE	AT FACTOR COST
MANUFACTURE OF FOOD PRODUCTS AND BEVERAGES.....	224	2,532,706	1,016,366	840,849	1,516,340	675,490
Production, processing and preserving of meat, fruit and vegetables .....	10	52,735	25,768	4,284	26,967	22,684
Manufacture of vegetable and animal oils and fats...	32	85,158	67,253	5,650	17,905	12,254
Manufacture of dairy products .....	1	12,340	6,468	582	5,872	5,290
Manufacture of grain mill products .....	39	353,504	288,870	14,284	64,634	50,350
Manufacture of prepared animal feeds .....	4	3,919	2,253	182	1,667	1,485
Manufacture of bakery products .....	89	154,583	110,755	7,140	43,828	36,688
Manufacture of sugar and sugar confectionery .....	8	765,417	136,089	410,253	629,328	219,074
Manufacture of macaroni and spaghetti.....	4	80,034	34,574	7,529	45,460	37,931
Manufacture of food products n.e.c. ....	11	102,391	61,975	5,947	40,416	34,469
Distilling, rectifying and blending of spirits .....	10	73,330	25,166	21,465	48,165	26,700
Manufacture of wines .....	3	18,693	5,930	5,554	12,763	7,209
Manufacture of malt liquors and malt .....	5	497,330	134,747	234,979	362,582	127,603
Manufacture of soft drinks & production of mineral waters .....	8	333,273	116,520	123,001	216,753	93,752
MANUFACTURE OF TOBACCO PRODUCTS .....	1	243,776	66,393	74,281	177,383	103,103
Manufacture of tobacco products.....	1	243,776	66,393	74,281	177,383	103,103
MANUFACTURE OF TEXTILES .....	33	592,081	376,661	66,013	215,421	149,408
Spinning, weaving and finishing of textiles .....	22	526,347	345,036	59,562	181,311	121,749
Manufacture of cordage, rope, twine and netting ...	2	62,328	29,662	6,261	32,666	26,405
Knitting mills .....	9	3,407	1,963	190	1,444	1,254
MANUFACTURE OF WEARING APPAREL, EXCEPT FUR APPAREL....	26	54,904	36,477	4,996	18,427	13,431
Manufacture of wearing apparel except fur apparel...	26	54,904	36,477	4,996	18,427	13,431
TANNING AND DRESSING OF LEATHER; MANUFACTURE OF FOOTWEAR, LUGGAGE AND HANDBAGS .....	57	652,487	485,132	26,950	167,355	140,404
Tanning and dressing of leather, luggage and handbags	11	478,300	377,927	11,064	100,373	89,309
Manufacture of footwear.....	46	174,187	107,205	15,886	66,982	51,095
MANUFACTURE OF WOOD AND OF PRODUCTS OF WOOD AND CORK, EXCEPT FURNITURE .....	16	40,954	16,451	3,553	24,503	20,950
Manufacture of wood and of products of wood and cork, except furniture.....	16	40,954	16,451	3,553	24,503	20,950
MANUFACTURE OF PAPER, PAPER PRODUCTS AND PRINTING.....	53	291,224	152,428	15,646	138,796	123,150
Manufacture of paper and paper products.....	8	124,105	76,815	8,737	47,290	38,554
Publishing and printing services.....	45	167,119	75,613	6,910	91,506	84,596
MANUFACTURE OF CHEMICALS AND CHEMICAL PRODUCTS.....	43	472,468	252,796	33,397	219,672	186,275
Manufacture of basic chemicals, except fertilizers and nitrogen compounds.....	5	32,101	15,082	3,161	17,019	13,858
Manufacture of paints, varnishes and mastics .....	7	103,616	59,324	10,656	44,293	33,637

NUMBER OF ESTABLISHMENTS, GROSS VALUE OF PRODUCTION, INDUSTRIAL COSTS, INDIRECT TAXES NET  
AND CENSUS VALUE ADDED BY INDUSTRIAL GROUP - PUBLIC AND PRIVATE, 1997/98 (1990 E.F.Y.)

(IN '000 BIRR)

TABLE 4.24 (Cont..)

INDUSTRIAL GROUP	NO. OF ESTAB.	GROSS VALUE OF PRODUCTION	INDUSTRIAL COSTS	INDIRECT TAXES NET	CENSUS VALUE ADDED	
					AT MARKET PRICE	AT FACTOR COST
Manufacture of pharmaceuticals, medicinal chemicals and botanical products.....	4	188,277	81,935	5,497	106,342	100,845
Manufacture of soap and detergents cleaning and polishing, perfumes and toilet preparations.....	22	128,998	83,379	12,062	45,619	33,557
Manufacture of chemical products n.e.c. ....	5	19,476	13,076	2,022	6,400	4,378
MANUFACTURE OF RUBBER AND PLASTIC PRODUCTS.....	26	314,128	187,551	31,620	126,576	94,956
Manufacture of rubber products.....	5	161,080	97,035	16,549	64,045	47,495
Manufacture of plastic products.....	21	153,048	90,516	15,071	62,532	47,461
MANUFACTURE OF OTHER NON-METALLIC MINERAL PRODUCTS ...	87	550,963	269,694	55,011	281,269	226,258
Manufacture of glass and glass products.....	3	32,412	9,295	2,978	23,118	20,140
Manufacture of structural clay products .....	5	12,344	5,828	1,147	6,516	5,369
Manufacture of cement, lime and plaster .....	9	377,108	190,925	40,773	186,183	145,411
Manufacture of articles of concrete, cement and plaster .....	60	55,119	25,032	2,958	30,087	27,129
Manufacture of non-metallic mineral products n.e.c..	10	73,980	38,614	7,156	35,365	28,209
MANUFACTURE OF BASIC IRON AND STEEL.....	6	285,751	204,145	32,201	81,607	49,405
Manufacture of basic iron and steel.....	6	285,751	204,145	32,201	81,607	49,405
MANUFACTURE OF FABRICATED METAL PRODUCTS EXCEPT MACHINERY AND EQUIPMENT .....	40	81,417	44,080	7,175	37,338	30,163
Manufacture of structural metal products, tanks, reservoirs and containers of metal .....	24	13,085	7,839	651	5,246	4,595
Manufacture of cutlery, hand tools and general hardware .....	7	13,400	6,996	1,167	6,404	5,237
Manufacture of other fabricated metal products .....	9	54,932	29,244	5,357	25,687	20,331
MANUFACTURE OF MACHINERY AND EQUIPMENT N.E.C. ....	20	7,138	3,728	441	3,409	2,968
Manufacture of pumps, compressors, taps and valves..	-	-	-	-	-	-
Manufacture of ovens, furnaces and furnace burners..	4	923	483	57	441	384
Manufacture of other general purpose machinery.....	4	324	157	26	167	141
Manufacture of machinery for food and beverage processing .....	10	5,079	2,645	255	2,433	2,178
Manufacture of accumulators, primary cells and and primary batteries .....	2	811	444	103	368	265
MANUFACTURE OF MOTOR VEHICLES, TRAILERS & SEMI-TRAILERS	12	155,871	121,861	5,382	34,011	28,629
Manufacture of bodies for motor vehicles.....	10	154,874	121,377	5,373	33,498	28,125
Manufacture of parts and accessories for motor vehicles and their engines.....	2	997	484	9	513	504
MANUFACTURE OF FURNITURE; MANUFACTURING N.E.C. ....	118	117,337	55,473	9,178	61,864	52,685
Manufacture of furniture; manufacturing n.e.c.....	118	117,337	55,473	9,178	61,864	52,685
<b>T O T A L</b>	<b>762</b>	<b>6,393,206</b>	<b>3,289,236</b>	<b>1,206,694</b>	<b>3,103,970</b>	<b>1,897,276</b>

NUMBER OF ESTABLISHMENTS, GROSS VALUE OF PRODUCTION, INDUSTRIAL COSTS, INDIRECT TAXES NET  
AND CENSUS VALUE ADDED BY INDUSTRIAL GROUP - PUBLIC, 1997/98 (1990 E.F.Y.)

TABLE 4.25

(IN '000 BIRR)

INDUSTRIAL GROUP	NO. OF ESTAB.	GROSS VALUE OF PRODUCTION	INDUSTRIAL COSTS	INDIRECT TAXES NET	CENSUS VALUE ADDED	
					AT MARKET PRICE	AT FACTOR COST
MANUFACTURE OF FOOD PRODUCTS AND BEVERAGES.....	54	1,968,835	682,324	718,026	1,286,511	568,486
Production, processing and preserving of meat, fruit and vegetables .....	5	40,921	17,731	3,485	23,190	19,706
Manufacture of vegetable and animal oils and fats...	8	47,664	36,994	4,252	10,670	6,418
Manufacture of dairy products .....	1	12,340	6,468	582	5,872	5,290
Manufacture of grain mill products .....	10	224,787	185,853	10,199	38,934	28,735
Manufacture of prepared animal feeds .....	2	3,657	2,068	174	1,588	1,415
Manufacture of bakery products .....	5	96,725	67,171	6,000	29,555	23,555
Manufacture of sugar and sugar confectionery .....	3	763,892	135,058	410,132	628,834	218,702
Manufacture of macaroni and spaghetti.....	3	74,698	29,511	7,511	45,187	37,676
Manufacture of food products n.e.c. ....	3	54,241	26,846	2,282	27,395	25,114
Distilling, rectifying and blending of spirits .....	4	63,414	20,484	19,197	42,930	23,733
Manufacture of wines .....	3	18,693	5,930	5,554	12,763	7,209
Manufacture of malt liquors and malt .....	5	497,330	134,747	234,979	362,582	127,603
Manufacture of soft drinks & production of mineral waters .....	2	70,475	13,464	13,680	57,011	43,331
MANUFACTURE OF TOBACCO PRODUCTS .....	1	243,776	66,393	74,281	177,383	103,103
Manufacture of tobacco products.....	1	243,776	66,393	74,281	177,383	103,103
MANUFACTURE OF TEXTILES .....	19	574,340	363,323	64,401	211,017	146,616
Spinning, weaving and finishing of textiles .....	17	512,012	333,661	58,140	178,351	120,211
Manufacture of cordage, rope, twine and netting ....	2	62,328	29,662	6,261	32,666	26,405
Knitting mills .....	-	-	-	-	-	-
MANUFACTURE OF WEARING APPAREL, EXCEPT FUR APPAREL....	4	25,245	15,240	2,627	10,005	7,377
Manufacture of wearing apparel except fur apparel...	4	25,245	15,240	2,627	10,005	7,377
TANNING AND DRESSING OF LEATHER; MANUFACTURE OF FOOTWEAR, LUGGAGE AND HANDBAGS .....	7	311,274	214,075	17,874	97,199	79,325
Tanning and dressing of leather, luggage and handbags	4	227,052	166,820	9,549	60,232	50,683
Manufacture of footwear.....	3	84,222	47,255	8,325	36,967	28,642
MANUFACTURE OF WOOD AND OF PRODUCTS OF WOOD AND CORK, EXCEPT FURNITURE .....	7	38,976	15,544	3,452	23,432	19,981
Manufacture of wood and of products of wood and cork, except furniture.....	7	38,976	15,544	3,452	23,432	19,981
MANUFACTURE OF PAPER, PAPER PRODUCTS AND PRINTING ....	9	218,952	111,168	12,895	107,784	94,890
Manufacture of paper and paper products.....	2	100,910	62,415	8,028	38,495	30,467
Publishing and printing services.....	7	118,043	48,753	4,866	69,289	64,423
MANUFACTURE OF CHEMICALS AND CHEMICAL PRODUCTS.....	13	229,637	137,006	18,237	92,631	74,395
Manufacture of basic chemicals, except fertilizers and nitrogen compounds.....	5	32,101	15,082	3,161	17,019	13,858
Manufacture of paints, varnishes and mastics .....	2	59,003	31,791	6,219	27,213	20,994

NUMBER OF ESTABLISHMENTS, GROSS VALUE OF PRODUCTION, INDUSTRIAL COSTS, INDIRECT TAXES NET  
AND CENSUS VALUE ADDED BY INDUSTRIAL GROUP - PUBLIC, 1997/98 (1990 E.F.Y.)

(IN '000 BIRR)

TABLE 4.25 (Cont..)

INDUSTRIAL GROUP	NO. OF ESTAB.	GROSS VALUE OF PRODUCTION	INDUSTRIAL COSTS	INDIRECT TAXES NET	CENSUS VALUE ADDED	
					AT MARKET PRICE	AT FACTOR COST
Manufacture of pharmaceuticals, medicinal chemicals and botanical products.....	2	98,801	64,970	4,928	33,830	28,902
Manufacture of soap and detergents cleaning and polishing, perfumes and toilet preparations.....	2	30,599	18,733	2,921	11,866	8,946
Manufacture of chemical products n.e.c. ....	2	9,133	6,430	1,009	2,703	1,695
MANUFACTURE OF RUBBER AND PLASTIC PRODUCTS.....	3	230,353	135,795	23,933	94,558	70,625
Manufacture of rubber products.....	1	153,525	93,164	15,764	60,361	44,597
Manufacture of plastic products.....	2	76,828	42,631	8,169	34,197	26,028
MANUFACTURE OF OTHER NON-METALLIC MINERAL PRODUCTS ...	19	476,422	235,207	49,625	241,214	191,590
Manufacture of glass and glass products.....	1	28,907	7,848	2,978	21,059	18,081
Manufacture of structural clay products .....	2	11,559	5,545	1,064	6,014	4,950
Manufacture of cement, lime and plaster .....	5	376,427	190,545	40,705	185,882	145,177
Manufacture of articles of concrete, cement and plaster .....	7	33,758	13,967	2,210	19,791	17,580
Manufacture of non-metallic mineral products n.e.c..	4	25,770	17,302	2,667	8,469	5,801
MANUFACTURE OF BASIC IRON AND STEEL.....	3	223,656	149,627	24,825	74,029	49,204
Manufacture of basic iron and steel.....	3	223,656	149,627	24,825	74,029	49,204
MANUFACTURE OF FABRICATED METAL PRODUCTS EXCEPT MACHINERY AND EQUIPMENT .....	5	58,121	31,199	5,709	26,922	21,213
Manufacture of structural metal products, tanks, reservoirs and containers of metal .....	-	-	-	-	-	-
Manufacture of cutlery, hand tools and general hardware .....	2	11,627	5,886	1,078	5,741	4,663
Manufacture of other fabricated metal products .....	3	46,494	25,313	4,631	21,181	16,550
MANUFACTURE OF MACHINERY AND EQUIPMENT N.E.C. ....	1	636	372	69	264	195
Manufacture of pumps, compressors, taps and valves..	-	-	-	-	-	-
Manufacture of ovens, furnaces and furnace burners..	-	-	-	-	-	-
Manufacture of other general purpose machinery.....	-	-	-	-	-	-
Manufacture of machinery for food and beverage processing .....	-	-	-	-	-	-
Manufacture of accumulators, primary cells and and primary batteries .....	1	636	372	69	264	195
MANUFACTURE OF MOTOR VEHICLES, TRAILERS & SEMI-TRAILERS	2	121,277	106,925	2,330	14,352	12,022
Manufacture of bodies for motor vehicles.....	2	121,277	106,925	2,330	14,352	12,022
Manufacture of parts and accessories for motor vehicles and their engines.....	-	-	-	-	-	-
MANUFACTURE OF FURNITURE; MANUFACTURING N.E.C. ....	8	21,352	11,229	1,076	10,123	9,046
Manufacture of furniture; manufacturing n.e.c.....	8	21,352	11,229	1,076	10,123	9,046
<b>T O T A L</b>	<b>155</b>	<b>4,742,853</b>	<b>2,275,426</b>	<b>1,019,358</b>	<b>2,467,426</b>	<b>1,448,068</b>

NUMBER OF ESTABLISHMENTS, GROSS VALUE OF PRODUCTION, INDUSTRIAL COSTS, INDIRECT TAXES NET  
AND CENSUS VALUE ADDED BY INDUSTRIAL GROUP - PRIVATE, 1997/98 (1990 E.F.Y.)

(IN '000 BIRR)

TABLE 4.26

INDUSTRIAL GROUP	NO. OF ESTAB.	GROSS VALUE OF PRODUCTION	INDUSTRIAL COSTS	INDIRECT TAXES NET	CENSUS VALUE ADDED	
					AT MARKET PRICE	AT FACTOR COST
MANUFACTURE OF FOOD PRODUCTS AND BEVERAGES.....	170	563,871	334,042	122,824	229,829	107,005
Production, processing and preserving of meat, fruit and vegetables .....	5	11,814	8,037	799	3,777	2,978
Manufacture of vegetable and animal oils and fats....	24	37,494	30,259	1,398	7,235	5,837
Manufacture of dairy products .....	29	128,717	103,017	4,085	25,700	21,615
Manufacture of grain mill products .....	2	263	185	8	78	70
Manufacture of prepared animal feeds .....	84	57,857	43,584	1,140	14,273	13,133
Manufacture of bakery products .....	5	1,525	1,031	121	494	373
Manufacture of sugar and sugar confectionery .....	1	5,336	5,063	17	273	256
Manufacture of macaroni and spaghetti.....	8	48,150	35,129	3,665	13,021	9,356
Manufacture of food products n.e.c. ....	6	9,916	4,682	2,267	5,234	2,967
Distilling, rectifying and blending of spirits .....	-	-	-	-	-	-
Manufacture of wines .....	-	-	-	-	-	-
Manufacture of malt liquors and malt .....	-	-	-	-	-	-
Manufacture of soft drinks & production of mineral waters .....	6	262,799	103,056	109,322	159,743	50,421
MANUFACTURE OF TOBACCO PRODUCTS .....	-	-	-	-	-	-
Manufacture of tobacco products.....	14	17,742	13,338	1,612	4,404	2,792
MANUFACTURE OF TEXTILES .....	5	14,335	11,375	1,421	2,960	1,538
Spinning, weaving and finishing of textiles .....	-	-	-	-	-	-
Manufacture of cordage, rope, twine and netting ....	9	3,407	1,963	190	1,444	1,254
Knitting mills .....	22	29,660	21,237	2,369	8,422	6,054
MANUFACTURE OF WEARING APPAREL, EXCEPT FUR APPAREL....	22	29,660	21,237	2,369	8,422	6,054
Manufacture of wearing apparel except fur apparel....	-	-	-	-	-	-
TANNING AND DRESSING OF LEATHER; MANUFACTURE OF FOOTWEAR, LUGGAGE AND HANDBAGS .....	50	341,212	271,057	9,076	70,155	61,079
Tanning and dressing of leather, luggage and handbags	7	251,248	211,107	1,515	40,141	38,625
Manufacture of footwear.....	43	89,965	59,950	7,561	30,014	22,453
MANUFACTURE OF WOOD AND OF PRODUCTS OF WOOD AND CORK, EXCEPT FURNITURE .....	9	1,978	907	101	1,071	970
Manufacture of wood and of products of wood and cork, except furniture.....	9	1,978	907	101	1,071	970
MANUFACTURE OF PAPER, PAPER PRODUCTS AND PRINTING ....	44	72,272	41,260	2,752	31,012	28,260
Manufacture of paper and paper products.....	6	23,195	14,400	708	8,795	8,087
Publishing and printing services.....	38	49,077	26,860	2,044	22,217	20,174
MANUFACTURE OF CHEMICALS AND CHEMICAL PRODUCTS.....	30	242,831	115,791	15,160	127,041	111,881
Manufacture of basic chemicals, except fertilizers and nitrogen compounds.....	-	-	-	-	-	-
Manufacture of paints, varnishes and mastics .....	5	44,613	27,533	4,437	17,080	12,643

NUMBER OF ESTABLISHMENTS, GROSS VALUE OF PRODUCTION, INDUSTRIAL COSTS, INDIRECT TAXES NET  
AND CENSUS VALUE ADDED BY INDUSTRIAL GROUP - PRIVATE, 1997/98 (1990 E.F.Y.)

(IN '000 BIRR)

TABLE 4.26 (Cont..)

INDUSTRIAL GROUP	NO. OF ESTAB.	GROSS VALUE OF PRODUCTION	INDUSTRIAL COSTS	INDIRECT TAXES NET	CENSUS VALUE ADDED	
					AT MARKET PRICE	AT FACTOR COST
Manufacture of pharmaceuticals, medicinal chemicals and botanical products.....	2	89,476	16,964	568	72,511	71,943
Manufacture of soap and detergents cleaning and polishing, perfumes and toilet preparations.....	20	98,399	64,647	9,141	33,752	24,611
Manufacture of chemical products n.e.c. ....	3	10,343	6,647	1,013	3,697	2,683
MANUFACTURE OF RUBBER AND PLASTIC PRODUCTS.....	23	83,774	51,756	7,687	32,018	24,331
Manufacture of rubber products.....	4	7,555	3,872	785	3,683	2,899
Manufacture of plastic products.....	19	76,220	47,885	6,903	28,335	21,432
MANUFACTURE OF OTHER NON-METALLIC MINERAL PRODUCTS ...	68	74,541	34,487	5,387	40,055	34,668
Manufacture of glass and glass products.....	2	3,505	1,446	-	2,059	2,059
Manufacture of structural clay products .....	3	785	283	82	502	419
Manufacture of cement, lime and plaster .....	4	681	380	67	301	234
Manufacture of articles of concrete, cement and plaster .....	53	21,361	11,065	748	10,296	9,549
Manufacture of non-metallic mineral products n.e.c..	6	48,209	21,312	4,489	26,897	22,407
MANUFACTURE OF BASIC IRON AND STEEL.....	3	62,095	54,517	7,377	7,578	201
Manufacture of basic iron and steel.....	3	62,095	54,517	7,377	7,578	201
MANUFACTURE OF FABRICATED METAL PRODUCTS EXCEPT MACHINERY AND EQUIPMENT .....	35	23,296	12,881	1,466	10,415	8,949
Manufacture of structural metal products, tanks, reservoirs and containers of metal .....	24	13,085	7,839	651	5,246	4,595
Manufacture of cutlery, hand tools and general hardware .....	5	1,773	1,110	89	663	574
Manufacture of other fabricated metal products .....	6	8,438	3,932	726	4,506	3,781
MANUFACTURE OF MACHINERY AND EQUIPMENT N.E.C. ....	19	6,502	3,357	372	3,145	2,773
Manufacture of pumps, compressors, taps and valves..	4	923	483	57	441	384
Manufacture of ovens, furnaces and furnace burners..	4	324	157	26	167	141
Manufacture of other general purpose machinery.....	10	5,079	2,645	255	2,433	2,178
Manufacture of machinery for food and beverage processing .....	1	176	72	34	104	69
Manufacture of accumulators, primary cells and and primary batteries .....	1	176	72	34	104	69
MANUFACTURE OF MOTOR VEHICLES, TRAILERS & SEMI-TRAILERS	10	34,595	14,936	3,052	19,659	16,607
Manufacture of bodies for motor vehicles.....	8	33,598	14,452	3,043	19,146	16,103
Manufacture of parts and accessories for motor vehicles and their engines.....	2	997	484	9	513	504
MANUFACTURE OF FURNITURE; MANUFACTURING N.E.C. ....	110	95,985	44,244	8,102	51,741	43,639
Manufacture of furniture; manufacturing n.e.c.....	110	95,985	44,244	8,102	51,741	43,639
<b>T O T A L</b>	<b>607</b>	<b>1,650,353</b>	<b>1,013,809</b>	<b>187,336</b>	<b>636,544</b>	<b>449,208</b>

NUMBER OF ESTABLISHMENTS, GROSS VALUE OF PRODUCTION, INDUSTRIAL AND NON-INDUSTRIAL COSTS, INDIRECT TAXES  
NET AND VALUE ADDED IN THE NATIONAL ACCOUNT CONCEPT BY INDUSTRIAL GROUP  
PUBLIC AND PRIVATE - 1997/98 (1990 E.F.Y.)

TABLE 4.27

(IN '000 BIRR)

INDUSTRIAL GROUP	NO. OF ESTAB.	GROSS VALUE OF PRODUCTION	INDUSTRIAL AND NON- INDUSTRIAL COSTS	INDIRECT TAXES NET	VALUE ADDED IN THE NATIONAL ACCOUNT CONCEPT	
					AT MARKET PRICE	AT FACTOR COST
MANUFACTURE OF FOOD PRODUCTS AND BEVERAGES.....	224	2,532,706	1,166,001	840,849	1,366,705	525,856
Production, processing and preserving of meat, fruit and vegetables .....	10	52,735	32,174	4,284	20,561	16,277
Manufacture of vegetable and animal oils and fats....	32	85,158	75,574	5,650	9,584	3,934
Manufacture of dairy products .....	1	12,340	7,653	582	4,686	4,105
Manufacture of grain mill products .....	39	353,504	306,925	14,284	46,579	32,295
Manufacture of prepared animal feeds .....	4	3,919	2,844	182	1,075	893
Manufacture of bakery products .....	89	154,583	115,352	7,140	39,231	32,090
Manufacture of sugar and sugar confectionery .....	8	765,417	153,229	410,253	612,187	201,934
Manufacture of macaroni and spaghetti.....	4	80,034	37,655	7,529	42,379	34,850
Manufacture of food products n.e.c. ....	11	102,391	70,799	5,947	31,592	25,645
Distilling, rectifying and blending of spirits .....	10 ✓	73,330	30,436	21,465	42,894	21,429
Manufacture of wines .....	3 ✓	18,693	7,879	5,554	10,813	5,260
Manufacture of malt liquors and malt .....	5 ✓	497,330	156,942	234,979	340,388	105,409
Manufacture of soft drinks & production of mineral waters .....	8 ✓	333,273	168,538	123,001	164,735	41,734
MANUFACTURE OF TOBACCO PRODUCTS .....	1	243,776	70,111	74,281	173,665	99,384
Manufacture of tobacco products.....	1	243,776	70,111	74,281	173,665	99,384
MANUFACTURE OF TEXTILES .....	33	592,081	402,048	66,013	190,033	124,020
Spinning, weaving and finishing of textiles .....	22	526,347	366,805	59,562	159,542	99,980
Manufacture of cordage, rope, twine and netting .....	2	62,328	32,979	6,261	29,349	23,088
Knitting mills .....	9	3,407	2,264	190	1,142	952
MANUFACTURE OF WEARING APPAREL, EXCEPT FUR APPAREL.....	26	54,904	43,078	4,996	11,826	6,830
Manufacture of wearing apparel except fur apparel....	26	54,904	43,078	4,996	11,826	6,830
TANNING AND DRESSING OF LEATHER; MANUFACTURE OF FOOTWEAR, LUGGAGE AND HANDBAGS .....	57	652,487	517,089	26,950	135,398	108,447
Tanning and dressing of leather, luggage and handbags .	11	478,300	403,316	11,064	74,984	63,920
Manufacture of footwear.....	46	174,187	113,773	15,886	60,414	44,527
MANUFACTURE OF WOOD AND OF PRODUCTS OF WOOD AND CORK, EXCEPT FURNITURE .....	16	40,954	20,147	3,553	20,807	17,254
Manufacture of wood and of products of wood and cork, except furniture.....	16	40,954	20,147	3,553	20,807	17,254
MANUFACTURE OF PAPER, PAPER PRODUCTS AND PRINTING .....	53	291,224	166,749	15,646	124,475	108,829
Manufacture of paper and paper products.....	8	124,105	81,417	8,737	42,688	33,951
Publishing and printing services.....	45	167,119	85,332	6,910	81,787	74,878
MANUFACTURE OF CHEMICALS AND CHEMICAL PRODUCTS.....	43	472,468	286,095	33,397	186,373	152,976
Manufacture of basic chemicals, except fertilizers and nitrogen compounds.....	5	32,101	31,365	3,161	736	-2,425
Manufacture of paints, varnishes and mastics .....	7	103,616	63,580	10,656	40,036	29,381

NUMBER OF ESTABLISHMENTS, GROSS VALUE OF PRODUCTION, INDUSTRIAL AND NON-INDUSTRIAL COSTS, INDIRECT TAXES  
NET AND VALUE ADDED IN THE NATIONAL ACCOUNT CONCEPT BY INDUSTRIAL GROUP  
PUBLIC AND PRIVATE - 1997/98 (1990 E.F.-Y.)

(IN '000 BIRR)

TABLE 4.27 (Contd..)

INDUSTRIAL GROUP	NO. OF ESTAB.	GROSS VALUE OF PRODUCTION	INDUSTRIAL AND NON- INDUSTRIAL COSTS	INDIRECT TAXES NET	VALUE ADDED IN THE NATIONAL ACCOUNT CONCEPT	
					AT MARKET PRICE	AT FACTOR COST
Manufacture of pharmaceuticals, medicinal chemicals and botanical products.....	4	188,277	84,951	5,497	103,325	97,829
Manufacture of soap and detergents cleaning and polishing, perfumes and toilet preparations.....	22	128,998	91,570	12,062	37,428	25,366
Manufacture of chemical products n.e.c. ....	5	19,476	14,629	2,022	4,847	2,825
MANUFACTURE OF RUBBER AND PLASTIC PRODUCTS.....	26	314,128	203,657	31,620	110,470	78,850
Manufacture of rubber products.....	5	161,080	105,594	16,549	55,486	38,937
Manufacture of plastic products.....	21	153,048	98,063	15,071	54,985	39,913
MANUFACTURE OF OTHER NON-METALLIC MINERAL PRODUCTS ....	87	550,963	308,803	55,011	242,159	187,148
Manufacture of glass and glass products.....	3	32,412	14,948	2,978	17,464	14,486
Manufacture of structural clay products .....	5	12,344	7,203	1,147	5,141	3,994
Manufacture of cement, lime and plaster .....	9	377,108	206,357	40,773	170,751	129,979
Manufacture of articles of concrete, cement and plaster .....	60	55,119	31,455	2,958	23,664	20,706
Manufacture of non-metallic mineral products n.e.c.....	10	73,980	48,840	7,156	25,139	17,983
MANUFACTURE OF BASIC IRON AND STEEL.....	6	285,751	210,856	32,201	74,895	42,694
Manufacture of basic iron and steel.....	6	285,751	210,856	32,201	74,895	42,694
MANUFACTURE OF FABRICATED METAL PRODUCTS EXCEPT MACHINERY AND EQUIPMENT .....	40	81,417	52,112	7,175	29,305	22,130
Manufacture of structural metal products, tanks, reservoirs and containers of metal .....	24	13,085	9,557	651	3,528	2,877
Manufacture of cutlery, hand tools and general hardware .....	7	13,400	8,231	1,167	5,170	4,003
Manufacture of other fabricated metal products .....	9	54,932	34,325	5,357	20,607	15,251
MANUFACTURE OF MACHINERY AND EQUIPMENT N.E.C. ....	20	7,138	4,350	441	2,787	2,346
Manufacture of pumps, compressors, taps and valves...	-	-	-	-	-	-
Manufacture of ovens, furnaces and furnace burners...	4	923	565	57	358	301
Manufacture of other general purpose machinery.....	4	324	188	26	136	110
Manufacture of machinery for food and beverage processing .....	10	5,079	2,992	255	2,087	1,832
Manufacture of accumulators, primary cells and and primary batteries .....	2	811	605	103	206	103
MANUFACTURE OF MOTOR VEHICLES, TRAILERS & SEMI-TRAILERS.	12	155,871	135,840	5,382	20,032	14,650
Manufacture of bodies for motor vehicles.....	10	154,874	135,269	5,373	19,605	14,233
Manufacture of parts and accessories for motor vehicles and their engines.....	2	997	571	9	426	417
MANUFACTURE OF FURNITURE; MANUFACTURING N.E.C. ....	118	117,337	64,539	9,178	52,798	43,620
Manufacture of furniture; manufacturing n.e.c.....	118	117,337	64,539	9,178	52,798	43,620
<b>T O T A L</b> .....	<b>762</b>	<b>6,393,206</b>	<b>3,651,478</b>	<b>1,206,694</b>	<b>2,741,728</b>	<b>1,535,034</b>

NUMBER OF ESTABLISHMENTS, GROSS VALUE OF PRODUCTION, INDUSTRIAL AND NON-INDUSTRIAL COSTS, INDIRECT TAXES  
NET AND VALUE ADDED IN THE NATIONAL ACCOUNT CONCEPT BY INDUSTRIAL GROUP  
PUBLIC - 1997/98 (1990 E.F.Y.)

TABLE 4.28

(IN '000 BIRR)

INDUSTRIAL GROUP	NO. OF ESTAB.	GROSS VALUE OF PRODUCTION	INDUSTRIAL AND NON- INDUSTRIAL COSTS	INDIRECT TAXES NET	VALUE ADDED IN THE NATIONAL ACCOUNT CONCEPT	
					AT MARKET PRICE	AT FACTOR COST
MANUFACTURE OF FOOD PRODUCTS AND BEVERAGES.....	54	1,968,835	774,377	718,026	1,194,459	476,433
Production, processing and preserving of meat, fruit and vegetables .....	5	40,921	21,525	3,485	19,396	15,912
Manufacture of vegetable and animal oils and fats....	8	47,664	44,330	4,252	3,333	-919
Manufacture of dairy products .....	1	12,340	7,653	582	4,686	4,105
Manufacture of grain mill products .....	10	224,787	198,109	10,199	26,678	16,479
Manufacture of prepared animal feeds .....	2	3,657	2,632	174	1,024	851
Manufacture of bakery products .....	5	96,725	69,548	6,000	27,177	21,177
Manufacture of sugar and sugar confectionery .....	3	763,892	152,163	410,132	611,729	201,597
Manufacture of macaroni and spaghetti.....	3	74,698	32,228	7,511	42,470	34,958
Manufacture of food products n.e.c. ....	3	54,241	34,886	2,282	19,354	17,073
Distilling, rectifying and blending of spirits .....	4 ✓	63,414	24,633	19,197	38,781	19,584
Manufacture of wines .....	3 ✓	18,693	7,879	5,554	10,813	5,260
Manufacture of malt liquors and malt .....	5 ✓	497,330	156,942	234,979	340,388	105,409
Manufacture of soft drinks & production of mineral waters .....	2 ✓	70,475	21,846	13,680	48,628	34,948
MANUFACTURE OF TOBACCO PRODUCTS .....	1	243,776	70,111	74,281	173,665	99,384
Manufacture of tobacco products.....	1	243,776	70,111	74,281	173,665	99,384
MANUFACTURE OF TEXTILES .....	19	574,340	388,004	64,401	186,335	121,934
Spinning, weaving and finishing of textiles .....	17	512,012	355,025	58,140	156,986	98,846
Manufacture of cordage, rope, twine and netting .....	2	62,328	32,979	6,261	29,349	23,088
Knitting mills .....	-	-	-	-	-	-
MANUFACTURE OF WEARING APPAREL, EXCEPT FUR APPAREL.....	4	25,245	18,791	2,627	6,454	3,827
Manufacture of wearing apparel except fur apparel....	4	25,245	18,791	2,627	6,454	3,827
TANNING AND DRESSING OF LEATHER; MANUFACTURE OF FOOTWEAR, LUGGAGE AND HANDBAGS .....	7	311,274	232,265	17,874	79,010	61,136
Tanning and dressing of leather, luggage and handbags.	4	227,052	180,718	9,549	46,334	36,786
Manufacture of footwear.....	3	84,222	51,547	8,325	32,675	24,350
MANUFACTURE OF WOOD AND OF PRODUCTS OF WOOD AND CORK, EXCEPT FURNITURE .....	7	38,976	19,078	3,452	19,898	16,446
Manufacture of wood and of products of wood and cork, except furniture.....	7	38,976	19,078	3,452	19,898	16,446
MANUFACTURE OF PAPER, PAPER PRODUCTS AND PRINTING .....	9	218,952	119,673	12,895	99,279	86,385
Manufacture of paper and paper products.....	2	100,910	65,003	8,028	35,907	27,879
Publishing and printing services.....	7	118,043	54,670	4,866	63,372	58,506
MANUFACTURE OF CHEMICALS AND CHEMICAL PRODUCTS.....	13	229,637	158,456	18,237	71,181	52,945
Manufacture of basic chemicals, except fertilizers and nitrogen compounds.....	5	32,101	31,365	3,161	736	-2,425
Manufacture of paints, varnishes and mastics .....	2	59,003	32,980	6,219	26,023	19,804

NUMBER OF ESTABLISHMENTS, GROSS VALUE OF PRODUCTION, INDUSTRIAL AND NON-INDUSTRIAL COSTS, INDIRECT TAXES  
NET AND VALUE ADDED IN THE NATIONAL ACCOUNT CONCEPT BY INDUSTRIAL GROUP  
PUBLIC - 1997/98 (1990 E.F.Y.)

(IN '000 BIRR)

TABLE 4.28 (Contd..)

INDUSTRIAL GROUP	NO. OF ESTAB.	GROSS VALUE OF PRODUCTION	INDUSTRIAL AND NON- INDUSTRIAL COSTS	INDIRECT TAXES NET	VALUE ADDED IN THE NATIONAL ACCOUNT CONCEPT	
					AT MARKET PRICE	AT FACTOR COST
Manufacture of pharmaceuticals, medicinal chemicals and botanical products.....	2	98,801	67,126	4,928	31,675	26,747
Manufacture of soap and detergents cleaning and polishing, perfumes and toilet preparations.....	2	30,599	20,057	2,921	10,541	7,621
Manufacture of chemical products n.e.c. ....	2	9,133	6,928	1,009	2,206	1,197
MANUFACTURE OF RUBBER AND PLASTIC PRODUCTS.....	3	230,353	145,853	23,933	84,500	60,567
Manufacture of rubber products.....	1	153,525	100,777	15,764	52,748	36,984
Manufacture of plastic products.....	2	76,828	45,076	8,169	31,752	23,583
MANUFACTURE OF OTHER NON-METALLIC MINERAL PRODUCTS ....	19	476,422	264,044	49,625	212,378	162,753
Manufacture of glass and glass products.....	1	28,907	13,057	2,978	15,850	12,872
Manufacture of structural clay products .....	2	11,559	6,870	1,064	4,689	3,625
Manufacture of cement, lime and plaster .....	5	376,427	205,947	40,705	170,480	129,775
Manufacture of articles of concrete, cement and plaster .....	7	33,758	18,958	2,210	14,799	12,589
Manufacture of non-metallic mineral products n.e.c.....	4	25,770	19,211	2,667	6,559	3,892
MANUFACTURE OF BASIC IRON AND STEEL.....	3	223,656	153,900	24,825	69,756	44,931
Manufacture of basic iron and steel.....	3	223,656	153,900	24,825	69,756	44,931
MANUFACTURE OF FABRICATED METAL PRODUCTS EXCEPT MACHINERY AND EQUIPMENT .....	5	58,121	36,443	5,709	21,679	15,970
Manufacture of structural metal products, tanks, reservoirs and containers of metal .....	-	-	-	-	-	-
Manufacture of cutlery, hand tools and general hardware .....	2	11,627	6,865	1,078	4,762	3,684
Manufacture of other fabricated metal products .....	3	46,494	29,577	4,631	16,917	12,286
MANUFACTURE OF MACHINERY AND EQUIPMENT N.E.C. ....	1	636	507	69	129	60
Manufacture of pumps, compressors, taps and valves...	-	-	-	-	-	-
Manufacture of ovens, furnaces and furnace burners...	-	-	-	-	-	-
Manufacture of other general purpose machinery.....	-	-	-	-	-	-
Manufacture of machinery for food and beverage processing .....	-	-	-	-	-	-
Manufacture of accumulators, primary cells and and primary batteries .....	1	636	507	69	129	60
MANUFACTURE OF MOTOR VEHICLES, TRAILERS & SEMI-TRAILERS.	2	121,277	117,829	2,330	3,448	1,119
Manufacture of bodies for motor vehicles.....	2	121,277	117,829	2,330	3,448	1,119
Manufacture of parts and accessories for motor vehicles and their engines.....	-	-	-	-	-	-
MANUFACTURE OF FURNITURE; MANUFACTURING N.E.C. ....	8	21,352	12,914	1,076	8,438	7,362
Manufacture of furniture; manufacturing n.e.c.....	8	21,352	12,914	1,076	8,438	7,362
T O T A L .....	155	4,742,853	2,512,244	1,019,358	2,230,609	1,211,251

TABLE 4.29

INDUSTRIAL GROUP	NO. OF ESTAB.	GROSS VALUE OF PRODUCTION	INDUSTRIAL AND NON- INDUSTRIAL COSTS	INDIRECT TAXES NET	VALUE ADDED IN THE NATIONAL ACCOUNT CONCEPT	
					AT MARKET PRICE	AT FACTOR COST
MANUFACTURE OF FOOD PRODUCTS AND BEVERAGES.....	170	563,871	391,624	122,824	172,247	49,423
Production, processing and preserving of meat, fruit and vegetables .....	5	11,814	10,649	799	1,165	366
Manufacture of vegetable and animal oils and fats....	24	37,494	31,244	1,398	6,251	4,852
Manufacture of dairy products .....	-	-	-	-	-	-
Manufacture of grain mill products .....	29	128,717	108,816	4,085	19,901	15,816
Manufacture of prepared animal feeds .....	2	263	212	8	51	43
Manufacture of bakery products .....	84	57,857	45,804	1,140	12,053	10,913
Manufacture of sugar and sugar confectionery .....	5	1,525	1,067	121	458	337
Manufacture of macaroni and spaghetti.....	1	5,336	5,426	17	-91	-108
Manufacture of food products n.e.c. ....	8	48,150	35,912	3,665	12,238	8,572
Distilling, rectifying and blending of spirits .....	6	9,916	5,803	2,267	4,113	1,846
Manufacture of wines .....	-	-	-	-	-	-
Manufacture of malt liquors and malt .....	-	-	-	-	-	-
Manufacture of soft drinks & production of mineral waters .....	6	262,799	146,692	109,322	116,107	6,785
MANUFACTURE OF TOBACCO PRODUCTS .....	-	-	-	-	-	-
Manufacture of tobacco products.....	14	17,742	14,044	1,612	3,697	2,086
MANUFACTURE OF TEXTILES .....	5	14,335	11,780	1,421	2,555	1,134
Spinning, weaving and finishing of textiles .....	-	-	-	-	-	-
Manufacture of cordage, rope, twine and netting .....	9	3,407	2,264	190	1,142	952
Knitting mills .....	22	29,660	24,288	2,369	5,372	3,003
MANUFACTURE OF WEARING APPAREL, EXCEPT FUR APPAREL.....	22	29,660	24,288	2,369	5,372	3,003
Manufacture of wearing apparel except fur apparel.....	-	-	-	-	-	-
TANNING AND DRESSING OF LEATHER; MANUFACTURE OF FOOTWEAR, LUGGAGE AND HANDBAGS .....	50	341,212	284,824	9,076	56,388	47,312
Tanning and dressing of leather, luggage and handbags.....	7	251,248	222,598	1,515	28,650	27,134
Manufacture of footwear.....	43	89,965	62,226	7,561	27,739	20,178
MANUFACTURE OF WOOD AND OF PRODUCTS OF WOOD AND CORK, EXCEPT FURNITURE .....	9	1,978	1,069	101	909	808
Manufacture of wood and of products of wood and cork, except furniture.....	9	1,978	1,069	101	909	808
MANUFACTURE OF PAPER, PAPER PRODUCTS AND PRINTING .....	44	72,272	47,076	2,752	25,196	22,444
Manufacture of paper and paper products.....	6	23,195	16,415	708	6,780	6,072
Publishing and printing services.....	38	49,077	30,661	2,044	18,415	16,372
MANUFACTURE OF CHEMICALS AND CHEMICAL PRODUCTS.....	30	242,831	127,640	15,160	115,191	100,031
Manufacture of basic chemicals, except fertilizers and nitrogen compounds.....	-	-	-	-	-	-
Manufacture of paints, varnishes and mastics .....	5	44,613	30,600	4,437	14,013	9,576

NUMBER OF ESTABLISHMENTS, GROSS VALUE OF PRODUCTION, INDUSTRIAL AND NON-INDUSTRIAL COSTS, INDIRECT TAXES  
NET AND VALUE ADDED IN THE NATIONAL ACCOUNT CONCEPT BY INDUSTRIAL GROUP  
PRIVATE - 1997/98 (1990 E.F.Y.)

(IN '000 BIRR)

TABLE 4.29 (Contd..)

INDUSTRIAL GROUP	NO. OF ESTAB.	GROSS VALUE OF PRODUCTION	INDUSTRIAL AND NON- INDUSTRIAL COSTS	INDIRECT TAXES NET	VALUE ADDED IN THE NATIONAL ACCOUNT CONCEPT	
					AT MARKET PRICE	AT FACTOR COST
Manufacture of pharmaceuticals, medicinal chemicals and botanical products.....	2	89,476	17,825	568	71,650	71,082
Manufacture of soap and detergents cleaning and polishing, perfumes and toilet preparations.....	20	98,399	71,513	9,141	26,887	17,745
Manufacture of chemical products n.e.c. ....	3	10,343	7,702	1,013	2,641	1,628
MANUFACTURE OF RUBBER AND PLASTIC PRODUCTS.....	23	83,774	57,804	7,687	25,970	18,283
Manufacture of rubber products.....	4	7,555	4,818	785	2,737	1,953
Manufacture of plastic products.....	19	76,220	52,987	6,903	23,233	16,330
MANUFACTURE OF OTHER NON-METALLIC MINERAL PRODUCTS ....	68	74,541	44,760	5,387	29,782	24,395
Manufacture of glass and glass products.....	2	3,505	1,891	-	1,614	1,614
Manufacture of structural clay products .....	3	785	333	82	452	369
Manufacture of cement, lime and plaster .....	4	681	409	67	272	204
Manufacture of articles of concrete, cement and plaster .....	53	21,361	12,496	748	8,865	8,117
Manufacture of non-metallic mineral products n.e.c....	6	48,209	29,629	4,489	18,580	14,090
MANUFACTURE OF BASIC IRON AND STEEL.....	3	62,095	56,956	7,377	5,139	-2,237
Manufacture of basic iron and steel.....	3	62,095	56,956	7,377	5,139	-2,237
MANUFACTURE OF FABRICATED METAL PRODUCTS EXCEPT MACHINERY AND EQUIPMENT .....	35	23,296	15,670	1,466	7,626	6,160
Manufacture of structural metal products, tanks, reservoirs and containers of metal .....	24	13,085	9,557	651	3,528	2,877
Manufacture of cutlery, hand tools and general hardware .....	5	1,773	1,365	89	408	319
Manufacture of other fabricated metal products .....	6	8,438	4,747	726	3,690	2,965
MANUFACTURE OF MACHINERY AND EQUIPMENT N.E.C. ....	19	6,502	3,844	372	2,658	2,286
Manufacture of pumps, compressors, taps and valves...	-	-	-	-	-	-
Manufacture of ovens, furnaces and furnace burners...	4	923	565	57	358	301
Manufacture of other general purpose machinery.....	4	324	188	26	136	110
Manufacture of machinery for food and beverage processing .....	10	5,079	2,992	255	2,087	1,832
Manufacture of accumulators, primary cells and and primary batteries .....	1	176	98	34	77	43
MANUFACTURE OF MOTOR VEHICLES, TRAILERS & SEMI-TRAILERS.	10	34,595	18,011	3,052	16,583	13,532
Manufacture of bodies for motor vehicles.....	8	33,598	17,441	3,043	16,157	13,114
Manufacture of parts and accessories for motor vehicles and their engines.....	2	997	571	9	426	417
MANUFACTURE OF FURNITURE; MANUFACTURING N.E.C. ....	110	95,985	51,625	8,102	44,360	36,258
Manufacture of furniture; manufacturing n.e.c.....	110	95,985	51,625	8,102	44,360	36,258
<b>T O T A L . . . . .</b>	<b>607</b>	<b>1,650,353</b>	<b>1,139,234</b>	<b>187,336</b>	<b>511,119</b>	<b>323,783</b>

GROSS VALUE OF PRODUCTION IN PRODUCERS' VALUES BY INDUSTRIAL GROUP - PUBLIC AND PRIVATE  
1997/98 (1990 E.F.Y.)

(IN '000 BIRR)

TABLE 4.30

INDUSTRIAL GROUP	NO. OF ESTAB.	REVENUE FROM SALES	RECEIPTS FROM INDUSTRIAL SERVICES RENDERED TO OTHERS	RECEIPTS OF PRODUCTS BOUGHT AND RESOLD	OTHER RECEIPTS	DIFFERENCE OF STOCKS IN		GROSS VALUE OF PRODUCTION IN PRODUCERS' VALUES
						FINISHED GOODS	SEMI-FINISHED GOODS	
		224 2,503,441	7,769	8,008	24,103	-18,271	7,657	2,532,706
MANUFACTURE OF FOOD PRODUCTS AND BEVERAGES.....								
Production, processing and preserving of meat, fruit and vegetables .....	10	46,500	6,096	-	2,559	-2,774	354	52,735
Manufacture of vegetable and animal oils and fats...	32	77,645	86	341	1,481	4,096	1,509	85,158
Manufacture of dairy products .....	1	11,697	-	-	643	-	-	12,340
Manufacture of grain mill products .....	39	347,722	469	2,317	4,162	-1,219	53	353,504
Manufacture of prepared animal feeds .....	4	3,671	-	62	100	86	-	3,919
Manufacture of bakery products .....	89	151,825	57	81	1,692	927	1	154,583
Manufacture of sugar and sugar confectionery .....	8	774,297	-	-	4,228	-13,109	-	765,417
Manufacture of macaroni and spaghetti.....	4	78,393	9	-	719	1,001	-88	80,034
Manufacture of food products n.e.c. ....	4	98,345	-	-	495	3,779	-229	102,391
Distilling, rectifying and blending of spirits .....	11	75,023	-	-	22	-1,763	48	73,330
Manufacture of wines .....	10	18,277	-	-	222	-8	202	18,693
Manufacture of malt liquors and malt .....	3	494,869	242	-	4,953	-8,512	5,779	497,330
Manufacture of soft drinks & production of mineral waters .....	5							
	8	325,177	810	5,207	2,826	-776	29	333,273
MANUFACTURE OF TOBACCO PRODUCTS .....	1	238,329	-	5,419	293	-224	-41	243,776
Manufacture of tobacco products.....	1	238,329	-	5,419	293	-224	-41	243,776
MANUFACTURE OF TEXTILES .....	33	587,394	15,935	-	12,477	-21,598	-2,127	592,081
Spinning, weaving and finishing of textiles .....	22	525,709	15,889	-	11,230	-25,082	-1,400	526,347
Manufacture of cordage, rope, twine and netting .....	2	58,434	47	-	1,242	3,333	-727	62,328
Knitting mills .....	9	3,251	-	-	5	150	-	3,407
MANUFACTURE OF WEARING APPAREL, EXCEPT FUR APPAREL....	26	51,153	1,425	333	1,106	700	187	54,904
Manufacture of wearing apparel except fur apparel....	26	51,153	1,425	333	1,106	700	187	54,904
TANNING AND DRESSING OF LEATHER; MANUFACTURE OF FOOTWEAR, LUGGAGE AND HANDBAGS .....	57	584,414	149	6,242	4,631	45,505	11,545	652,487
Tanning and dressing of leather, luggage and handbags .....	11	428,205	23	-	3,565	36,883	9,624	478,300
Manufacture of footwear.....	46	156,209	126	6,242	1,066	8,622	1,920	174,187
MANUFACTURE OF WOOD AND OF PRODUCTS OF WOOD AND CORK, EXCEPT FURNITURE .....	16	37,928	65	-	186	3,439	-664	40,954
Manufacture of wood and of products of wood and cork, except furniture.....	16	37,928	65	-	186	3,439	-664	40,954
MANUFACTURE OF PAPER, PAPER PRODUCTS AND PRINTING.....	53	256,857	9,510	5,501	4,012	3,731	11,613	291,224
Manufacture of paper and paper products.....	8	110,491	-	-	390	3,327	9,896	124,105
Publishing and printing services.....	45	146,366	9,510	5,501	3,622	404	1,717	167,119
MANUFACTURE OF CHEMICALS AND CHEMICAL PRODUCTS.....	43	442,711	325	14,235	6,385	5,663	3,149	472,468
Manufacture of basic chemicals, except fertilizers and nitrogen compounds.....	5	29,460	325	47	1,643	1,337	-711	32,101
Manufacture of paints, varnishes and mastics .....	7	99,256	-	1,398	1,780	1,247	-64	103,616

GROSS VALUE OF PRODUCTION IN PRODUCERS' VALUES BY INDUSTRIAL GROUP - PUBLIC AND PRIVATE  
1997/98 (1990 E.F.Y.)

TABLE 4.30 (Contd..)

(IN '000 BIRR)

INDUSTRIAL GROUP	NO. OF ESTAB.	REVENUE FROM SALES	RECEIPTS FROM INDUSTRIAL SERVICES RENDERED TO OTHERS	RECEIPTS OF PRODUCTS BOUGHT AND RESOLD	OTHER RECEIPTS	DIFFERENCE OF STOCKS IN		GROSS VALUE OF PRODUCTION IN PRODUCERS' VALUES
						FINISHED GOODS	SEMI-FINISHED GOODS	
Manufacture of pharmaceuticals, medicinal chemicals and botanical products.....	4	181,855	-	-	327	2,525	3,570	188,277
Manufacture of soap and detergents cleaning and polishing, perfumes and toilet preparations.....	22	113,220	-	12,089	2,388	821	480	128,998
Manufacture of chemical products n.e.c. ....	5	18,920	-	701	247	-267	-125	19,476
MANUFACTURE OF RUBBER AND PLASTIC PRODUCTS.....	26	300,744	38	4,847	1,424	7,085	-11	314,128
Manufacture of rubber products.....	5	150,841	-	4,627	374	5,778	-539	161,080
Manufacture of plastic products.....	21	149,903	38	220	1,050	1,308	529	153,048
MANUFACTURE OF OTHER NON-METALLIC MINERAL PRODUCTS ...	87	516,637	16,470	280	12,149	6,535	-1,107	550,963
Manufacture of glass and glass products.....	3	31,047	-	157	58	1,122	28	32,412
Manufacture of structural clay products .....	5	10,797	-	-	1,238	378	-69	12,344
Manufacture of cement, lime and plaster .....	9	371,091	7	29	6,872	-13	-878	377,108
Manufacture of articles of concrete, cement and plaster .....	60	50,492	36	94	3,724	837	-64	55,119
Manufacture of non-metallic mineral products n.e.c..	10	53,209	16,427	-	258	4,211	-125	73,980
MANUFACTURE OF BASIC IRON AND STEEL.....	6	281,543	379	1,571	948	1,302	9	285,751
Manufacture of basic iron and steel.....	6	281,543	379	1,571	948	1,302	9	285,751
MANUFACTURE OF FABRICATED METAL PRODUCTS EXCEPT MACHINERY AND EQUIPMENT .....	40	73,554	2,116	666	1,321	3,334	426	81,417
Manufacture of structural metal products, tanks, reservoirs and containers of metal .....	24	12,085	317	46	455	3	179	13,085
Manufacture of cutlery, hand tools and general hardware .....	7	11,172	105	620	224	1,550	-271	13,400
Manufacture of other fabricated metal products .....	9	50,298	1,695	-	641	1,780	517	54,932
MANUFACTURE OF MACHINERY AND EQUIPMENT N.E.C. ....	20	5,425	628	1	153	558	373	7,138
Manufacture of pumps, compressors, taps and valves..	-	-	-	-	-	-	-	-
Manufacture of ovens, furnaces and furnace burners..	4	824	146	-	4	-9	-41	923
Manufacture of other general purpose machinery.....	4	281	30	-	-	13	-	324
Manufacture of machinery for food and beverage processing .....	10	3,507	452	-	134	546	440	5,079
Manufacture of accumulators, primary cells and and primary batteries .....	2	813	1	1	15	9	-27	811
MANUFACTURE OF MOTOR VEHICLES, TRAILERS & SEMI-TRAILERS	12	123,962	4,131	29,698	3,200	-11,089	5,970	155,871
Manufacture of bodies for motor vehicles.....	10	123,882	3,214	29,698	3,200	-11,089	5,970	154,874
Manufacture of parts and accessories for motor vehicles and their engines.....	2	80	917	-	-	-	-	997
MANUFACTURE OF FURNITURE; MANUFACTURING N.E.C. ....	118	104,944	2,033	6,603	644	835	2,277	117,337
Manufacture of furniture; manufacturing n.e.c.....	118	104,944	2,033	6,603	644	835	2,277	117,337
T O T A L	762	6,109,037	60,975	83,404	73,029	27,504	39,257	6,393,206

ACTUAL VALUE OF PRODUCTION AS PERCENTAGE OF YEARLY CAPACITY BY INDUSTRIAL GROUP\*  
PUBLIC AND PRIVATE - 1993/94(1986 E.F.Y.) - 1997/98 (1990 E.F.Y.)

(IN '000 BIRR)

TABLE 4.31

INDUSTRIAL GROUP	ACTUAL VALUE OF PRODUCTION	VALUE OF PRODUCTION AT FULL CAPACITY (AT MARKET PRICE)	ACTUAL VALUE OF PRODUCTION AS % OF YEARLY CAPACITY	DEMAND OF RAW MATERIALS CONSUMPTION AT FULL CAPACITY
MANUFACTURE OF FOOD PRODUCTS AND BEVERAGES.....	2,484,543	3,743,044	66.38	1,711,916
Production, processing and preserving of meat, fruit and vegetables .....	39,902	166,254	24.00	118,791
Manufacture of vegetable and animal oils and fats...	82,788	210,876	39.26	135,516
Manufacture of dairy products .....	11,697	18,070	64.73	9,345
Manufacture of grain mill products .....	344,799	699,967	49.26	563,163
Manufacture of prepared animal feeds .....	3,757	24,851	15.12	14,806
Manufacture of bakery products .....	151,898	276,486	54.94	187,048
Manufacture of sugar and sugar confectionery .....	761,188	772,791	98.50	150,979
Manufacture of macaroni and spaghetti.....	79,306	131,863	60.14	80,372
Manufacture of food products n.e.c. ....	101,696	183,958	55.28	120,658
Distilling, rectifying and blending of spirits .....	72,474	115,955	62.50	18,487
Manufacture of wines .....	18,471	54,880	33.66	17,454
Manufacture of malt liquors and malt .....	492,136	560,353	87.83	114,455
Manufacture of soft drinks & production of mineral waters .....	324,430	526,740	61.59	180,843
MANUFACTURE OF TOBACCO PRODUCTS .....	238,064	377,397	63.08	87,797
Manufacture of tobacco products.....	238,064	377,397	63.08	87,797
MANUFACTURE OF TEXTILES .....	563,306	1,606,033	35.07	1,052,988
Spinning, weaving and finishing of textiles .....	499,228	1,525,593	32.72	1,010,743
Manufacture of cordage, rope, twine and netting ....	61,040	71,401	85.49	36,335
Knitting mills .....	3,038	9,039	33.62	5,909
MANUFACTURE OF WEARING APPAREL, EXCEPT FUR APPAREL....	51,539	175,877	29.30	119,706
Manufacture of wearing apparel except fur apparel...	51,539	175,877	29.30	119,706
TANNING AND DRESSING OF LEATHER; MANUFACTURE OF FOOTWEAR, LUGGAGE AND HANDBAGS .....	641,402	864,099	74.23	617,066
Tanning and dressing of leather, luggage and handbags	474,712	584,503	81.22	447,402
Manufacture of footwear.....	166,690	279,595	59.62	169,664
MANUFACTURE OF WOOD AND OF PRODUCTS OF WOOD AND CORK, EXCEPT FURNITURE .....	40,273	54,788	73.51	14,663
Manufacture of wood and of products of wood and cork, except furniture.....	40,273	54,788	73.51	14,663
MANUFACTURE OF PAPER, PAPER PRODUCTS AND PRINTING.....	272,178	400,681	67.93	155,540
Manufacture of paper and paper products.....	123,715	202,342	61.14	76,654
Publishing and printing services.....	148,463	198,340	74.85	78,887
MANUFACTURE OF CHEMICALS AND CHEMICAL PRODUCTS.....	426,200	775,797	54.94	356,217
Manufacture of basic chemicals, except fertilizers and nitrogen compounds.....	16,237	32,171	50.47	9,218
Manufacture of paints, varnishes and mastics .....	100,322	152,204	65.91	91,456

ACTUAL VALUE OF PRODUCTION AS PERCENTAGE OF YEARLY CAPACITY BY INDUSTRIAL GROUP  
PUBLIC AND PRIVATE - 1993/94 (1986 E.F.Y.) - 1997/98 (1990 E.F.Y.)

TABLE 4.31 (Contd..)

(IN '000 BIRR)

INDUSTRIAL GROUP	ACTUAL VALUE OF PRODUCTION	VALUE OF PRODUCTION AT FULL CAPACITY (AT MARKET PRICE)	ACTUAL VALUE OF PRODUCTION AS % OF YEARLY CAPACITY	DEMAND OF RAW MATERIALS CONSUMPTION AT FULL CAPACITY
Manufacture of pharmaceuticals, medicinal chemicals and botanical products.....	187,949	362,008	51.92	112,016
Manufacture of soap and detergents cleaning and polishing, perfumes and toilet preparations.....	103,163	190,154	54.25	120,850
Manufacture of chemical products n.e.c. ....	18,529	39,260	47.20	22,677
MANUFACTURE OF RUBBER AND PLASTIC PRODUCTS.....	307,119	581,532	52.81	260,671
Manufacture of rubber products.....	156,079	214,000	72.93	126,295
Manufacture of plastic products.....	151,040	367,532	41.10	134,376
MANUFACTURE OF OTHER NON-METALLIC MINERAL PRODUCTS ...	521,623	818,557	63.72	215,443
Manufacture of glass and glass products.....	32,197	45,963	70.05	4,904
Manufacture of structural clay products .....	11,107	13,147	84.48	528
Manufacture of cement, lime and plaster .....	370,200	448,774	82.49	78,616
Manufacture of articles of concrete, cement and plaster .....	51,092	95,905	53.27	42,372
Manufacture of non-metallic mineral products n.e.c..	57,027	214,768	26.55	89,022
MANUFACTURE OF BASIC IRON AND STEEL.....	282,854	414,102	68.31	284,019
Manufacture of basic iron and steel.....	282,854	414,102	68.31	284,019
MANUFACTURE OF FABRICATED METAL PRODUCTS EXCEPT MACHINERY AND EQUIPMENT .....	76,720	200,005	38.36	100,214
Manufacture of structural metal products, tanks, reservoirs and containers of metal .....	11,673	40,284	28.98	23,374
Manufacture of cutlery, hand tools and general hardware .....	12,451	31,332	39.74	16,804
Manufacture of other fabricated metal products .....	52,596	128,389	40.97	60,036
MANUFACTURE OF MACHINERY AND EQUIPMENT N.E.C. ....	5,320	15,829	33.61	8,332
Manufacture of pumps, compressors, taps and valves..	-	-	-	-
Manufacture of ovens, furnaces and furnace burners..	774	1,991	38.85	1,208
Manufacture of other general purpose machinery.....	294	693	42.41	263
Manufacture of machinery for food and beverage processing .....	3,457	6,967	49.63	2,835
Manufacture of accumulators, primary cells and and primary batteries .....	795	6,178	12.86	4,026
MANUFACTURE OF MOTOR VEHICLES, TRAILERS & SEMI-TRAILERS	109,494	339,530	32.25	315,491
Manufacture of bodies for motor vehicles.....	109,494	339,530	32.25	315,491
Manufacture of parts and accessories for motor vehicles and their engines.....	...	...	...	...
MANUFACTURE OF FURNITURE; MANUFACTURING N.E.C. ....	107,679	159,408	67.55	136,649
Manufacture of furniture; manufacturing n.e.c.....	107,679	159,408	67.55	136,649
T O T A L	6,128,313	10,526,680	58.22	5,436,712

\* EXCLUDES 51 ESTABLISHMENTS WITH DATA NOT RELIABLE

ACTUAL VALUE OF PRODUCTION AS PERCENTAGE OF YEARLY CAPACITY BY INDUSTRIAL GROUP\*  
PUBLIC - 1993/94(1986 E.F.Y.) - 1997/98 (1990 E.F.Y.)

(IN '000 BIRR)

TABLE 4.32

INDUSTRIAL GROUP	ACTUAL VALUE OF PRODUCTION	VALUE OF PRODUCTION AT FULL CAPACITY (AT MARKET PRICE)	ACTUAL VALUE OF PRODUCTION AS % OF YEARLY CAPACITY	DEMAND OF RAW MATERIALS CONSUMPTION AT FULL CAPACITY
MANUFACTURE OF FOOD PRODUCTS AND BEVERAGES.....	1,940,379	2,617,209	74.14	1,007,675
Production, processing and preserving of meat, fruit and vegetables .....	33,636	114,804	29.30	75,510
Manufacture of vegetable and animal oils and fats....	45,664	74,457	61.33	47,544
Manufacture of dairy products .....	11,697	18,070	64.73	9,345
Manufacture of grain mill products .....	220,909	468,450	47.16	365,116
Manufacture of prepared animal feeds .....	3,494	24,039	14.54	14,252
Manufacture of bakery products .....	95,638	141,840	67.43	72,215
Manufacture of sugar and sugar confectionery .....	759,663	768,745	98.82	148,339
Manufacture of macaroni and spaghetti.....	74,000	124,453	59.46	73,209
Manufacture of food products n.e.c. ....	54,022	76,373	70.73	36,058
Distilling, rectifying and blending of spirits .....	63,392	89,805	70.59	4,091
Manufacture of wines .....	18,471	54,880	33.66	17,454
Manufacture of malt liquors and malt .....	492,136	560,353	87.83	114,455
Manufacture of soft drinks & production of mineral waters .....	67,658	100,940	67.03	30,085
MANUFACTURE OF TOBACCO PRODUCTS .....	238,064	377,397	63.08	87,797
Manufacture of tobacco products.....	238,064	377,397	63.08	87,797
MANUFACTURE OF TEXTILES .....	545,948	1,540,784	35.43	1,000,143
Spinning, weaving and finishing of textiles .....	484,908	1,469,383	33.00	963,808
Manufacture of cordage, rope, twine and netting .....	61,040	71,401	85.49	36,335
Knitting mills .....	-	-	-	-
MANUFACTURE OF WEARING APPAREL, EXCEPT FUR APPAREL....	23,606	77,574	30.43	57,193
Manufacture of wearing apparel except fur apparel....	23,606	77,574	30.43	57,193
TANNING AND DRESSING OF LEATHER; MANUFACTURE OF FOOTWEAR, LUGGAGE AND HANDBAGS .....	308,782	356,997	86.49	221,709
Tanning and dressing of leather, luggage and handbags .....	225,500	249,091	90.53	167,285
Manufacture of footwear.....	83,283	107,906	77.18	54,424
MANUFACTURE OF WOOD AND OF PRODUCTS OF WOOD AND CORK, EXCEPT FURNITURE .....	38,594	50,979	75.71	12,719
Manufacture of wood and of products of wood and cork, except furniture.....	38,594	50,979	75.71	12,719
MANUFACTURE OF PAPER, PAPER PRODUCTS AND PRINTING.....	206,023	281,396	73.21	99,735
Manufacture of paper and paper products.....	100,522	158,717	63.33	57,046
Publishing and printing services.....	105,501	122,679	86.00	42,689
MANUFACTURE OF CHEMICALS AND CHEMICAL PRODUCTS.....	211,253	292,382	72.25	168,767
Manufacture of basic chemicals, except fertilizers and nitrogen compounds.....	16,237	32,171	50.47	9,218
Manufacture of paints, varnishes and mastics .....	57,889	77,983	74.23	41,586

ACTUAL VALUE OF PRODUCTION AS PERCENTAGE OF YEARLY CAPACITY BY INDUSTRIAL GROUP  
PUBLIC - 1993/94(1986 E.F.Y.) - 1997/98 (1990 E.F.Y.)

TABLE 4.32 (Contd..)

(IN '000 BIRR)

INDUSTRIAL GROUP	ACTUAL VALUE OF PRODUCTION	VALUE OF PRODUCTION AT FULL CAPACITY (AT MARKET PRICE)	ACTUAL VALUE OF PRODUCTION AS % OF YEARLY CAPACITY	DEMAND OF RAW MATERIALS CONSUMPTION AT FULL CAPACITY
Manufacture of pharmaceuticals, medicinal chemicals and botanical products.....	98,485	107,370	91.73	66,615
Manufacture of soap and detergents cleaning and polishing, perfumes and toilet preparations.....	29,515	59,999	49.19	41,738
Manufacture of chemical products n.e.c. ....	9,127	14,858	61.42	9,611
MANUFACTURE OF RUBBER AND PLASTIC PRODUCTS.....	224,569	265,115	84.71	148,115
Manufacture of rubber products.....	148,626	176,513	84.20	100,598
Manufacture of plastic products.....	75,943	88,602	85.71	47,517
MANUFACTURE OF OTHER NON-METALLIC MINERAL PRODUCTS ...	464,832	614,198	75.68	136,067
Manufacture of glass and glass products.....	28,692	42,458	67.58	3,616
Manufacture of structural clay products .....	10,322	11,513	89.65	490
Manufacture of cement, lime and plaster .....	369,526	447,707	82.54	78,102
Manufacture of articles of concrete, cement and plaster .....	30,589	56,212	54.42	23,875
Manufacture of non-metallic mineral products n.e.c..	25,704	56,308	45.65	29,984
MANUFACTURE OF BASIC IRON AND STEEL.....	220,886	323,456	68.29	218,338
Manufacture of basic iron and steel.....	220,886	323,456	68.29	218,338
MANUFACTURE OF FABRICATED METAL PRODUCTS EXCEPT MACHINERY AND EQUIPMENT .....	56,306	115,126	48.91	60,034
Manufacture of structural metal products, tanks, reservoirs and containers of metal .....	-	-	-	-
Manufacture of cutlery, hand tools and general hardware .....	10,783	28,513	37.82	14,821
Manufacture of other fabricated metal products .....	45,524	86,613	52.56	45,213
MANUFACTURE OF MACHINERY AND EQUIPMENT N.E.C. ....	626	5,302	11.80	3,686
Manufacture of pumps, compressors, taps and valves..	-	-	-	-
Manufacture of ovens, furnaces and furnace burners..	-	-	-	-
Manufacture of other general purpose machinery.....	-	-	-	-
Manufacture of machinery for food and beverage processing .....	-	-	-	-
Manufacture of accumulators, primary cells and and primary batteries .....	626	5,302	11.80	3,686
MANUFACTURE OF MOTOR VEHICLES, TRAILERS & SEMI-TRAILERS	77,256	302,775	25.52	285,500
Manufacture of bodies for motor vehicles.....	77,256	302,775	25.52	285,500
Manufacture of parts and accessories for motor vehicles and their engines.....	-	-	-	-
MANUFACTURE OF FURNITURE; MANUFACTURING N.E.C. ....	15,102	19,758	76.44	9,187
Manufacture of furniture; manufacturing n.e.c.....	15,102	19,758	76.44	9,187
T O T A L	4,572,227	7,240,448	63.15	3,516,665

\* EXCLUDES 6 ESTABLISHMENTS WITH DATA NOT RELIABLE

ACTUAL VALUE OF PRODUCTION AS PERCENTAGE OF YEARLY CAPACITY BY INDUSTRIAL GROUP  
PRIVATE - 1993/94 (1986 E.F.Y.) - 1997/98 (1990 E.F.Y.)

(IN '000 BIRR)

TABLE 4.33

INDUSTRIAL GROUP	ACTUAL VALUE OF PRODUCTION	VALUE OF PRODUCTION AT FULL CAPACITY (AT MARKET PRICE)	ACTUAL VALUE OF PRODUCTION AS % OF YEARLY CAPACITY	DEMAND OF RAW MATERIALS CONSUMPTION AT FULL CAPACITY
	544,164	1,125,835	48.33	704,241
MANUFACTURE OF FOOD PRODUCTS AND BEVERAGES.....				
Production, processing and preserving of meat, fruit and vegetables .....	6,266	51,450	12.18	43,280
Manufacture of vegetable and animal oils and fats.....	37,124	136,419	27.21	87,972
Manufacture of dairy products .....	123,890	231,517	53.51	198,047
Manufacture of grain mill products .....	263	812	32.38	553
Manufacture of prepared animal feeds .....	56,261	134,646	41.78	114,833
Manufacture of bakery products .....	1,525	4,046	37.70	2,640
Manufacture of sugar and sugar confectionery .....	5,306	7,410	71.60	7,162
Manufacture of macaroni and spaghetti.....	47,674	107,585	44.31	84,600
Manufacture of food products n.e.c. ....	9,083	26,150	34.73	14,396
Distilling, rectifying and blending of spirits .....	-	-	-	-
Manufacture of wines .....	-	-	-	-
Manufacture of malt liquors and malt .....	-	-	-	-
Manufacture of soft drinks & production of mineral waters .....	256,772	425,800	60.30	150,758
MANUFACTURE OF TOBACCO PRODUCTS .....	-	-	-	-
Manufacture of tobacco products.....	-	-	-	-
MANUFACTURE OF TEXTILES .....	17,358	65,248	26.60	52,845
Spinning, weaving and finishing of textiles .....	14,320	56,210	25.48	46,935
Manufacture of cordage, rope, twine and netting .....	3,038	9,039	33.62	5,909
Knitting mills .....	27,933	98,303	28.42	62,513
MANUFACTURE OF WEARING APPAREL, EXCEPT FUR APPAREL.....	27,933	98,303	28.42	62,513
Manufacture of wearing apparel except fur apparel.....	-	-	-	-
TANNING AND DRESSING OF LEATHER; MANUFACTURE OF FOOTWEAR, LUGGAGE AND HANDBAGS .....	332,619	507,101	65.59	395,357
Tanning and dressing of leather, luggage and handbags .....	249,212	335,412	74.30	280,117
Manufacture of footwear.....	83,407	171,689	48.58	115,240
MANUFACTURE OF WOOD AND OF PRODUCTS OF WOOD AND CORK, EXCEPT FURNITURE .....	1,679	3,810	44.06	1,944
Manufacture of wood and of products of wood and cork, except furniture.....	1,679	3,810	44.06	1,944
MANUFACTURE OF PAPER, PAPER PRODUCTS AND PRINTING.....	66,155	119,285	55.46	55,805
Manufacture of paper and paper products.....	23,193	43,624	53.17	19,607
Publishing and printing services.....	42,962	75,661	56.78	36,198
MANUFACTURE OF CHEMICALS AND CHEMICAL PRODUCTS.....	214,948	483,416	44.46	187,450
Manufacture of basic chemicals, except fertilizers and nitrogen compounds.....	-	-	-	-
Manufacture of paints, varnishes and mastics .....	42,433	74,221	57.17	49,870

**ACTUAL VALUE OF PRODUCTION AS PERCENTAGE OF YEARLY CAPACITY BY INDUSTRIAL GROUP  
PRIVATE - 1993/94(1986 E.F.Y.) - 1997/98 (1990 E.F.Y.)**

TABLE 4.33 (Contd..)

(IN '000 BIRR)

INDUSTRIAL GROUP	ACTUAL VALUE OF PRODUCTION	VALUE OF PRODUCTION AT FULL CAPACITY (AT MARKET PRICE)	ACTUAL VALUE OF PRODUCTION AS % OF YEARLY CAPACITY	DEMAND OF RAW MATERIALS CONSUMPTION AT FULL CAPACITY
Manufacture of pharmaceuticals, medicinal chemicals and botanical products.....	89,464	254,638	35.13	45,401
Manufacture of soap and detergents cleaning and polishing, perfumes and toilet preparations.....	73,649	130,155	56.59	79,112
Manufacture of chemical products n.e.c. ....	9,402	24,402	38.53	13,066
MANUFACTURE OF RUBBER AND PLASTIC PRODUCTS.....	82,550	316,418	26.09	112,556
Manufacture of rubber products.....	7,453	37,487	19.88	25,697
Manufacture of plastic products.....	75,097	278,931	26.92	86,859
MANUFACTURE OF OTHER NON-METALLIC MINERAL PRODUCTS ...	56,790	204,359	27.79	79,375
Manufacture of glass and glass products.....	3,505	3,505	100.00	1,288
Manufacture of structural clay products .....	785	1,634	48.04	39
Manufacture of cement, lime and plaster .....	675	1,067	63.24	514
Manufacture of articles of concrete, cement and plaster .....	20,503	39,693	51.65	18,497
Manufacture of non-metallic mineral products n.e.c..	31,323	158,460	19.77	59,038
MANUFACTURE OF BASIC IRON AND STEEL.....	61,968	90,646	68.36	65,681
Manufacture of basic iron and steel.....	61,968	90,646	68.36	65,681
MANUFACTURE OF FABRICATED METAL PRODUCTS EXCEPT MACHINERY AND EQUIPMENT .....	20,414	84,879	24.05	40,180
Manufacture of structural metal products, tanks, reservoirs and containers of metal .....	11,673	40,284	28.98	23,374
Manufacture of cutlery, hand tools and general hardware .....	1,669	2,819	59.19	1,984
Manufacture of other fabricated metal products .....	7,072	41,775	16.93	14,823
MANUFACTURE OF MACHINERY AND EQUIPMENT N.E.C. ....	4,694	10,527	44.59	4,646
Manufacture of pumps, compressors, taps and valves..	-	-	-	-
Manufacture of ovens, furnaces and furnace burners..	774	1,991	38.85	1,208
Manufacture of other general purpose machinery.....	294	693	42.41	263
Manufacture of machinery for food and beverage processing .....	3,457	6,967	49.63	2,835
Manufacture of accumulators, primary cells and and primary batteries .....	169	877	19.30	341
MANUFACTURE OF MOTOR VEHICLES, TRAILERS & SEMI-TRAILERS	32,238	36,755	87.71	29,991
Manufacture of bodies for motor vehicles.....	32,238	36,755	87.71	29,991
Manufacture of parts and accessories for motor vehicles and their engines.....	...	...	...	...
MANUFACTURE OF FURNITURE; MANUFACTURING N.E.C. ....	92,577	139,650	66.29	127,462
Manufacture of furniture; manufacturing n.e.c.....	92,577	139,650	66.29	127,462
<b>T O T A L</b>	<b>1,556,086</b>	<b>3,286,232</b>	<b>47.35</b>	<b>1,920,047</b>

\* EXCLUDES 45 ESTABLISHMENTS WITH DATA NOT RELIABLE

GROSS VALUE OF PRODUCTION BY SIZE OF PERSONS ENGAGED AND INDUSTRIAL GROUP  
PUBLIC AND PRIVATE - 1997/98 (1990 E.F.Y.)

( IN '000 BIRR)

TABLE 4.34

INDUSTRIAL GROUP	SIZE - GROUP			TOTAL
	10 - 19	20 - 49	50 & OVER	
MANUFACTURE OF FOOD PRODUCTS AND BEVERAGES.....	42,982	129,174	2,360,550	2,532,706
Production, processing and preserving of meat, fruit and vegetables .....	-	-	52,735	52,735
Manufacture of vegetable and animal oils and fats...	10,076	12,083	62,999	85,158
Manufacture of dairy products .....	-	-	12,340	12,340
Manufacture of grain mill products .....	9,811	87,910	255,782	353,504
Manufacture of prepared animal feeds .....	263	-	3,657	3,919
Manufacture of bakery products .....	20,198	12,175	122,210	154,583
Manufacture of sugar and sugar confectionery .....	865	1,754	762,798	765,417
Manufacture of macaroni and spaghetti.....	-	5,336	74,698	80,034
Manufacture of food products n.e.c. ....	1,769	-	100,622	102,391
Distilling, rectifying and blending of spirits .....	-	9,916	63,414	73,330
Manufacture of wines .....	-	-	18,693	18,693
Manufacture of malt liquors and malt .....	-	-	497,330	497,330
Manufacture of soft drinks & production of mineral waters .....	-	-	333,273	333,273
MANUFACTURE OF TOBACCO PRODUCTS .....	-	-	243,776	243,776
Manufacture of tobacco products.....	-	-	243,776	243,776
MANUFACTURE OF TEXTILES .....	4,489	37,606	549,986	592,081
Spinning, weaving and finishing of textiles .....	3,521	35,168	487,658	526,347
Manufacture of cordage, rope, twine and netting ....	-	-	62,328	62,328
Knitting mills .....	968	2,439	-	3,407
MANUFACTURE OF WEARING APPAREL, EXCEPT FUR APPAREL....	2,235	2,558	50,111	54,904
Manufacture of wearing apparel except fur apparel...	2,235	2,558	50,111	54,904
TANNING AND DRESSING OF LEATHER; MANUFACTURE OF FOOTWEAR, LUGGAGE AND HANDBAGS .....	10,675	33,104	608,708	652,487
Tanning and dressing of leather, luggage and handbags	-	-	478,300	478,300
Manufacture of footwear.....	10,675	33,104	130,408	174,187
MANUFACTURE OF WOOD AND OF PRODUCTS OF WOOD AND CORK, EXCEPT FURNITURE .....	895	1,757	38,302	40,954
Manufacture of wood and of products of wood and cork, except furniture.....	895	1,757	38,302	40,954
MANUFACTURE OF PAPER, PAPER PRODUCTS AND PRINTING.....	8,679	13,662	268,883	291,224
Manufacture of paper and paper products.....	4,241	488	119,376	124,105
Publishing and printing services.....	4,438	13,174	149,508	167,119
MANUFACTURE OF CHEMICALS AND CHEMICAL PRODUCTS.....	7,040	43,413	422,016	472,468
Manufacture of basic chemicals, except fertilizers and nitrogen compounds.....	-	-	32,101	32,101
Manufacture of paints, varnishes and mastics .....	919	22,264	80,434	103,616

GROSS VALUE OF PRODUCTION BY SIZE OF PERSONS ENGAGED AND INDUSTRIAL GROUP  
PUBLIC AND PRIVATE - 1997/98 (1990 E.F.Y.)

TABLE 4.34(Contd..)

( IN '000 BIRR)

INDUSTRIAL GROUP	SIZE - GROUP			
	10 - 19	20 - 49	50 & OVER	TOTAL
Manufacture of pharmaceuticals, medicinal chemicals and botanical products.....	-	1,212	187,065	188,277
Manufacture of soap and detergents cleaning and polishing, perfumes and toilet preparations.....	4,640	8,208	116,150	128,998
Manufacture of chemical products n.e.c. ....	1,482	11,729	6,266	19,476
MANUFACTURE OF RUBBER AND PLASTIC PRODUCTS.....	3,766	25,878	284,484	314,128
Manufacture of rubber products.....	446	1,940	158,693	161,080
Manufacture of plastic products.....	3,319	23,937	125,791	153,048
MANUFACTURE OF OTHER NON-METALLIC MINERAL PRODUCTS ...	9,463	7,728	533,773	550,963
Manufacture of glass and glass products.....	-	-	32,412	32,412
Manufacture of structural clay products .....	36	254	12,054	12,344
Manufacture of cement, lime and plaster .....	681	1,839	374,588	377,108
Manufacture of articles of concrete, cement and plaster .....	8,549	5,403	41,167	55,119
Manufacture of non-metallic mineral products n.e.c..	196	231	73,552	73,980
MANUFACTURE OF BASIC IRON AND STEEL.....	1,083	61,012	223,656	285,751
Manufacture of basic iron and steel.....	1,083	61,012	223,656	285,751
MANUFACTURE OF FABRICATED METAL PRODUCTS EXCEPT MACHINERY AND EQUIPMENT .....	8,586	8,111	64,720	81,417
Manufacture of structural metal products, tanks, reservoirs and containers of metal .....	6,607	809	5,670	13,085
Manufacture of cutlery, hand tools and general hardware .....	1,499	274	11,627	13,400
Manufacture of other fabricated metal products .....	481	7,028	47,423	54,932
MANUFACTURE OF MACHINERY AND EQUIPMENT N.E.C. ....	1,485	5,016	636	7,138
Manufacture of pumps, compressors, taps and valves..	-	-	-	-
Manufacture of ovens, furnaces and furnace burners..	401	522	-	923
Manufacture of other general purpose machinery.....	324	-	-	324
Manufacture of machinery for food and beverage processing .....	585	4,494	-	5,079
Manufacture of accumulators, primary cells and and primary batteries .....	176	-	636	811
MANUFACTURE OF MOTOR VEHICLES, TRAILERS & SEMI-TRAILERS	422	2,087	153,362	155,871
Manufacture of bodies for motor vehicles.....	253	1,260	153,362	154,874
Manufacture of parts and accessories for motor vehicles and their engines.....	170	827	-	997
MANUFACTURE OF FURNITURE; MANUFACTURING N.E.C. ....	12,587	21,756	82,994	117,337
Manufacture of furniture; manufacturing n.e.c.....	12,587	21,756	82,994	117,337
T O T A L	114,387	392,862	5,885,957	6,393,206

GROSS VALUE OF PRODUCTION BY SIZE OF PERSONS ENGAGED AND INDUSTRIAL GROUP  
PUBLIC - 1997/98 (1990 E.F.Y.)

( IN '000 BIRR)

TABLE 4.35

INDUSTRIAL GROUP	SIZE - GROUP			
	10 - 19	20 - 49	50 & OVER	TOTAL
MANUFACTURE OF FOOD PRODUCTS AND BEVERAGES.....	-	63,933	1,904,903	1,968,835
Production, processing and preserving of meat, fruit and vegetables .....	-	-	40,921	40,921
Manufacture of vegetable and animal oils and fats...	-	169	47,495	47,664
Manufacture of dairy products .....	-	-	12,340	12,340
Manufacture of grain mill products .....	-	62,671	162,116	224,787
Manufacture of prepared animal feeds .....	-	-	3,657	3,657
Manufacture of bakery products .....	-	-	96,725	96,725
Manufacture of sugar and sugar confectionery .....	-	1,094	762,798	763,892
Manufacture of macaroni and spaghetti.....	-	-	74,698	74,698
Manufacture of food products n.e.c. ....	-	-	54,241	54,241
Distilling, rectifying and blending of spirits .....	-	-	63,414	63,414
Manufacture of wines .....	-	-	18,693	18,693
Manufacture of malt liquors and malt .....	-	-	497,330	497,330
Manufacture of soft drinks & production of mineral waters .....	-	-	70,475	70,475
MANUFACTURE OF TOBACCO PRODUCTS .....	-	-	243,776	243,776
Manufacture of tobacco products.....	-	-	243,776	243,776
MANUFACTURE OF TEXTILES .....	1,478	34,437	538,425	574,340
Spinning, weaving and finishing of textiles .....	1,478	34,437	476,097	512,012
Manufacture of cordage, rope, twine and netting ...	-	-	62,328	62,328
Knitting mills .....	-	-	-	-
MANUFACTURE OF WEARING APPAREL, EXCEPT FUR APPAREL....	-	-	25,245	25,245
Manufacture of wearing apparel except fur apparel...	-	-	25,245	25,245
TANNING AND DRESSING OF LEATHER; MANUFACTURE OF FOOTWEAR, LUGGAGE AND HANDBAGS .....	-	-	311,274	311,274
Tanning and dressing of leather, luggage and handbags	-	-	227,052	227,052
Manufacture of footwear.....	-	-	84,222	84,222
MANUFACTURE OF WOOD AND OF PRODUCTS OF WOOD AND CORK, EXCEPT FURNITURE .....	-	675	38,302	38,976
Manufacture of wood and of products of wood and cork, except furniture.....	-	675	38,302	38,976
MANUFACTURE OF PAPER, PAPER PRODUCTS AND PRINTING.....	-	-	218,952	218,952
Manufacture of paper and paper products.....	-	-	100,910	100,910
Publishing and printing services.....	-	-	118,043	118,043
MANUFACTURE OF CHEMICALS AND CHEMICAL PRODUCTS.....	-	2,868	226,769	229,637
Manufacture of basic chemicals, except fertilizers and nitrogen compounds.....	-	-	32,101	32,101
Manufacture of paints, varnishes and mastics .....	-	-	59,003	59,003

GROSS VALUE OF PRODUCTION BY SIZE OF PERSONS ENGAGED AND INDUSTRIAL GROUP  
PUBLIC - 1997/98 (1990 E.F.Y.)

TABLE 4.35(Contd..)

( IN '000 BIRR)

INDUSTRIAL GROUP	SIZE - GROUP			
	10 - 19	20 - 49	50 & OVER	TOTAL
Manufacture of pharmaceuticals, medicinal chemicals and botanical products.....	-	-	98,801	98,801
Manufacture of soap and detergents cleaning and polishing, perfumes and toilet preparations.....	-	-	30,599	30,599
Manufacture of chemical products n.e.c. ....	-	2,868	6,266	9,133
MANUFACTURE OF RUBBER AND PLASTIC PRODUCTS.....	-	-	230,353	230,353
Manufacture of rubber products.....	-	-	153,525	153,525
Manufacture of plastic products.....	-	-	76,828	76,828
MANUFACTURE OF OTHER NON-METALLIC MINERAL PRODUCTS ...	78	1,839	474,505	476,422
Manufacture of glass and glass products.....	-	-	28,907	28,907
Manufacture of structural clay products .....	-	-	11,559	11,559
Manufacture of cement, lime and plaster .....	-	1,839	374,588	376,427
Manufacture of articles of concrete, cement and plaster .....	78	-	33,680	33,758
Manufacture of non-metallic mineral products n.e.c..	-	-	25,770	25,770
MANUFACTURE OF BASIC IRON AND STEEL.....	-	-	223,656	223,656
Manufacture of basic iron and steel.....	-	-	223,656	223,656
MANUFACTURE OF FABRICATED METAL PRODUCTS EXCEPT MACHINERY AND EQUIPMENT .....	-	-	58,121	58,121
Manufacture of structural metal products, tanks, reservoirs and containers of metal .....	-	-	-	-
Manufacture of cutlery, hand tools and general hardware .....	-	-	11,627	11,627
Manufacture of other fabricated metal products .....	-	-	46,494	46,494
MANUFACTURE OF MACHINERY AND EQUIPMENT N.E.C. ....	-	-	636	636
Manufacture of pumps, compressors, taps and valves..	-	-	-	-
Manufacture of ovens, furnaces and furnace burners..	-	-	-	-
Manufacture of other general purpose machinery.....	-	-	-	-
Manufacture of machinery for food and beverage processing .....	-	-	-	-
Manufacture of accumulators, primary cells and and primary batteries .....	-	-	636	636
MANUFACTURE OF MOTOR VEHICLES, TRAILERS & SEMI-TRAILERS	-	-	121,277	121,277
Manufacture of bodies for motor vehicles.....	-	-	121,277	121,277
Manufacture of parts and accessories for motor vehicles and their engines.....	-	-	-	-
MANUFACTURE OF FURNITURE; MANUFACTURING N.E.C. ....	14	2,592	18,746	21,352
Manufacture of furniture; manufacturing n.e.c.....	14	2,592	18,746	21,352
T O T A L	1,569	106,344	4,634,940	4,742,853

GROSS VALUE OF PRODUCTION BY SIZE OF PERSONS ENGAGED AND INDUSTRIAL GROUP  
PRIVATE - 1997/98 (1990 E.F.Y.)

( IN '000 BIRR)

TABLE 4.36

INDUSTRIAL GROUP	SIZE - GROUP			
	10 - 19	20 - 49	50 & OVER	TOTAL
MANUFACTURE OF FOOD PRODUCTS AND BEVERAGES.....	42,982	65,241	455,648	563,871
Production, processing and preserving of meat, fruit and vegetables .....	-	-	11,814	11,814
Manufacture of vegetable and animal oils and fats...	10,076	11,914	15,504	37,494
Manufacture of dairy products .....	-	-	-	-
Manufacture of grain mill products .....	9,811	25,240	93,666	128,717
Manufacture of prepared animal feeds .....	263	-	-	263
Manufacture of bakery products .....	20,198	12,175	25,484	57,857
Manufacture of sugar and sugar confectionery .....	865	660	-	1,525
Manufacture of macaroni and spaghetti.....	-	5,336	-	5,336
Manufacture of food products n.e.c. ....	1,769	-	46,381	48,150
Distilling, rectifying and blending of spirits .....	-	9,916	-	9,916
Manufacture of wines .....	-	-	-	-
Manufacture of malt liquors and malt .....	-	-	-	-
Manufacture of soft drinks & production of mineral waters .....	-	-	262,799	262,799
MANUFACTURE OF TOBACCO PRODUCTS .....	-	-	-	-
Manufacture of tobacco products.....	-	-	-	-
MANUFACTURE OF TEXTILES .....	3,012	3,169	11,561	17,742
Spinning, weaving and finishing of textiles .....	2,044	731	11,561	14,335
Manufacture of cordage, rope, twine and netting ....	-	-	-	-
Knitting mills .....	968	2,439	-	3,407
MANUFACTURE OF WEARING APPAREL, EXCEPT FUR APPAREL....	2,235	2,558	24,867	29,660
Manufacture of wearing apparel except fur apparel...	2,235	2,558	24,867	29,660
TANNING AND DRESSING OF LEATHER; MANUFACTURE OF FOOTWEAR, LUGGAGE AND HANDBAGS .....	10,675	33,104	297,434	341,212
Tanning and dressing of leather, luggage and handbags	-	-	251,248	251,248
Manufacture of footwear.....	10,675	33,104	46,186	89,965
MANUFACTURE OF WOOD AND OF PRODUCTS OF WOOD AND CORK, EXCEPT FURNITURE .....	895	1,083	-	1,978
Manufacture of wood and of products of wood and cork, except furniture.....	895	1,083	-	1,978
MANUFACTURE OF PAPER, PAPER PRODUCTS AND PRINTING.....	8,679	13,662	49,931	72,272
Manufacture of paper and paper products.....	4,241	488	18,466	23,195
Publishing and printing services.....	4,438	13,174	31,465	49,077
MANUFACTURE OF CHEMICALS AND CHEMICAL PRODUCTS.....	7,040	40,545	195,246	242,831
Manufacture of basic chemicals, except fertilizers and nitrogen compounds.....	-	-	-	-
Manufacture of paints, varnishes and mastics .....	919	22,264	21,431	44,613

GROSS VALUE OF PRODUCTION BY SIZE OF PERSONS ENGAGED AND INDUSTRIAL GROUP  
PRIVATE - 1997/98 (1990 E.F.Y.)

TABLE 4.36(Contd..)

( IN '000 BIRR)

INDUSTRIAL GROUP	SIZE - GROUP			
	10 - 19	20 - 49	50 & OVER	TOTAL
Manufacture of pharmaceuticals, medicinal chemicals and botanical products.....	-	1,212	88,264	89,476
Manufacture of soap and detergents cleaning and polishing, perfumes and toilet preparations.....	4,640	8,208	85,551	98,399
Manufacture of chemical products n.e.c. ....	1,482	8,862	-	10,343
MANUFACTURE OF RUBBER AND PLASTIC PRODUCTS.....	3,766	25,878	54,131	83,774
Manufacture of rubber products.....	446	1,940	5,168	7,555
Manufacture of plastic products.....	3,319	23,937	48,963	76,220
MANUFACTURE OF OTHER NON-METALLIC MINERAL PRODUCTS ...	9,385	5,888	59,268	74,541
Manufacture of glass and glass products.....	-	-	3,505	3,505
Manufacture of structural clay products .....	36	254	495	785
Manufacture of cement, lime and plaster .....	681	-	-	681
Manufacture of articles of concrete, cement and plaster .....	8,472	5,403	7,487	21,361
Manufacture of non-metallic mineral products n.e.c..	196	231	47,782	48,209
MANUFACTURE OF BASIC IRON AND STEEL.....	1,083	61,012	-	62,095
Manufacture of basic iron and steel.....	1,083	61,012	-	62,095
MANUFACTURE OF FABRICATED METAL PRODUCTS EXCEPT MACHINERY AND EQUIPMENT .....	8,586	8,111	6,599	23,296
Manufacture of structural metal products, tanks, reservoirs and containers of metal .....	6,607	809	5,670	13,085
Manufacture of cutlery, hand tools and general hardware .....	1,499	274	-	1,773
Manufacture of other fabricated metal products .....	481	7,028	929	8,438
MANUFACTURE OF MACHINERY AND EQUIPMENT N.E.C. ....	1,485	5,016	-	6,502
Manufacture of pumps, compressors, taps and valves..	-	-	-	-
Manufacture of ovens, furnaces and furnace burners..	401	522	-	923
Manufacture of other general purpose machinery.....	324	-	-	324
Manufacture of machinery for food and beverage processing .....	585	4,494	-	5,079
Manufacture of accumulators, primary cells and and primary batteries .....	176	-	-	176
MANUFACTURE OF MOTOR VEHICLES, TRAILERS & SEMI-TRAILERS	422	2,087	32,085	34,595
Manufacture of bodies for motor vehicles.....	253	1,260	32,085	33,598
Manufacture of parts and accessories for motor vehicles and their engines.....	170	827	-	997
MANUFACTURE OF FURNITURE; MANUFACTURING N.E.C. ....	12,572	19,164	64,248	95,985
Manufacture of furniture; manufacturing n.e.c.....	12,572	19,164	64,248	95,985
T O T A L	112,818	286,519	1,251,017	1,650,353

VALUE ADDED\* BY SIZE OF PERSONS ENGAGED AND INDUSTRIAL GROUP  
PUBLIC AND PRIVATE - 1997/98 (1990 E.F.Y.)

( IN '000 BIRR )

TABLE 4.37

INDUSTRIAL GROUP	SIZE - GROUP			TOTAL
	10 - 19	20 - 49	50 & OVER	
MANUFACTURE OF FOOD PRODUCTS AND BEVERAGES.....	7,362	14,802	503,692	525,856
Production, processing and preserving of meat, fruit and vegetables .....	-	-	16,277	16,277
Manufacture of vegetable and animal oils and fats...	1,392	628	1,914	3,934
Manufacture of dairy products .....	-	-	4,105	4,105
Manufacture of grain mill products .....	1,376	8,962	21,958	32,295
Manufacture of prepared animal feeds .....	43	-	851	893
Manufacture of bakery products .....	4,130	3,040	24,920	32,090
Manufacture of sugar and sugar confectionery .....	167	435	201,332	201,934
Manufacture of macaroni and spaghetti.....	-	-108	34,958	34,850
Manufacture of food products n.e.c. ....	255	-	25,390	25,645
Distilling, rectifying and blending of spirits .....	-	1,846	19,584	21,429
Manufacture of wines .....	-	-	5,260	5,260
Manufacture of malt liquors and malt .....	-	-	105,409	105,409
Manufacture of soft drinks & production of mineral waters .....	-	-	41,734	41,734
MANUFACTURE OF TOBACCO PRODUCTS .....	-	-	99,384	99,384
Manufacture of tobacco products.....	-	-	99,384	99,384
MANUFACTURE OF TEXTILES .....	721	8,922	114,377	124,020
Spinning, weaving and finishing of textiles .....	456	8,234	91,289	99,980
Manufacture of cordage, rope, twine and netting ....	-	-	23,088	23,088
Knitting mills .....	265	687	-	952
MANUFACTURE OF WEARING APPAREL, EXCEPT FUR APPAREL....	781	796	5,252	6,830
Manufacture of wearing apparel except fur apparel...	781	796	5,252	6,830
TANNING AND DRESSING OF LEATHER; MANUFACTURE OF FOOTWEAR, LUGGAGE AND HANDBAGS .....	3,572	6,945	97,931	108,447
Tanning and dressing of leather, luggage and handbags	-	-	63,920	63,920
Manufacture of footwear.....	3,572	6,945	34,011	44,527
MANUFACTURE OF WOOD AND OF PRODUCTS OF WOOD AND CORK, EXCEPT FURNITURE .....	406	627	16,221	17,254
Manufacture of wood and of products of wood and cork, except furniture.....	406	627	16,221	17,254
MANUFACTURE OF PAPER, PAPER PRODUCTS AND PRINTING.....	1,690	4,475	102,664	108,829
Manufacture of paper and paper products.....	553	225	33,173	33,951
Publishing and printing services.....	1,137	4,250	69,491	74,878
MANUFACTURE OF CHEMICALS AND CHEMICAL PRODUCTS.....	1,388	10,523	141,064	152,976
Manufacture of basic chemicals, except fertilizers and nitrogen compounds.....	-	-	-2,425	-2,425
Manufacture of paints, varnishes and mastics .....	122	4,148	25,111	29,381

\* IN THE NATIONAL ACCOUNT CONCEPT AT FACTOR COST

VALUE ADDED\* BY SIZE OF PERSONS ENGAGED AND INDUSTRIAL GROUP  
PUBLIC AND PRIVATE - 1997/98 (1990 E.F.Y.)

TABLE 4.37(Contd..)

( IN '000 BIRR)

INDUSTRIAL GROUP	SIZE - GROUP			
	10 - 19	20 - 49	50 & OVER	TOTAL
Manufacture of pharmaceuticals, medicinal chemicals and botanical products.....	-	421	97,408	97,829
Manufacture of soap and detergents cleaning and polishing, perfumes and toilet preparations.....	1,168	3,671	20,527	25,366
Manufacture of chemical products n.e.c. ....	98	2,283	443	2,825
MANUFACTURE OF RUBBER AND PLASTIC PRODUCTS.....	915	4,519	73,416	78,850
Manufacture of rubber products.....	160	414	38,363	38,937
Manufacture of plastic products.....	755	4,105	35,053	39,913
MANUFACTURE OF OTHER NON-METALLIC MINERAL PRODUCTS ...	4,102	3,236	179,809	187,148
Manufacture of glass and glass products.....	-	-	14,486	14,486
Manufacture of structural clay products .....	20	107	3,866	3,994
Manufacture of cement, lime and plaster .....	204	1,132	128,642	129,979
Manufacture of articles of concrete, cement and plaster .....	3,835	1,856	15,015	20,706
Manufacture of non-metallic mineral products n.e.c..	43	140	17,800	17,983
MANUFACTURE OF BASIC IRON AND STEEL.....	179	-2,416	44,931	42,694
Manufacture of basic iron and steel.....	179	-2,416	44,931	42,694
MANUFACTURE OF FABRICATED METAL PRODUCTS EXCEPT MACHINERY AND EQUIPMENT .....	1,002	3,448	17,681	22,130
Manufacture of structural metal products, tanks, reservoirs and containers of metal .....	590	353	1,934	2,877
Manufacture of cutlery, hand tools and general hardware .....	224	94	3,684	4,003
Manufacture of other fabricated metal products .....	188	3,000	12,063	15,251
MANUFACTURE OF MACHINERY AND EQUIPMENT N.E.C. ....	704	1,582	60	2,346
Manufacture of pumps, compressors, taps and valves..	-	-	-	-
Manufacture of ovens, furnaces and furnace burners..	167	134	-	301
Manufacture of other general purpose machinery.....	110	-	-	110
Manufacture of machinery for food and beverage processing .....	384	1,448	-	1,832
Manufacture of accumulators, primary cells and and primary batteries .....	43	-	60	103
MANUFACTURE OF MOTOR VEHICLES, TRAILERS & SEMI-TRAILERS	134	1,218	13,298	14,650
Manufacture of bodies for motor vehicles.....	69	865	13,298	14,233
Manufacture of parts and accessories for motor vehicles and their engines.....	64	353	-	417
MANUFACTURE OF FURNITURE; MANUFACTURING N.E.C. ....	5,816	8,869	28,935	43,620
Manufacture of furniture; manufacturing n.e.c.....	5,816	8,869	28,935	43,620
T O T A L	28,773	67,545	1,438,716	1,535,034

\* IN THE NATIONAL ACCOUNT CONCEPT AT FACTOR COST

VALUE ADDED\* BY SIZE OF PERSONS ENGAGED AND INDUSTRIAL GROUP  
PUBLIC - 1997/98 (1990 E.F.-Y.)

( IN '000 BIRR)

TABLE 4.38

INDUSTRIAL GROUP	SIZE - GROUP			TOTAL
	10 - 19	20 - 49	50 & OVER	
		4,929	471,504	476,433
MANUFACTURE OF FOOD PRODUCTS AND BEVERAGES.....				
Production, processing and preserving of meat, fruit and vegetables .....		-	15,912	15,912
Manufacture of vegetable and animal oils and fats...		-68	-850	-919
Manufacture of dairy products .....		4,733	4,105	4,105
Manufacture of grain mill products .....			11,746	16,479
Manufacture of prepared animal feeds .....			851	851
Manufacture of bakery products .....		264	21,177	21,177
Manufacture of sugar and sugar confectionery .....			201,332	201,597
Manufacture of macaroni and spaghetti.....			34,958	34,958
Manufacture of food products n.e.c. ....			17,073	17,073
Distilling, rectifying and blending of spirits .....			19,584	19,584
Manufacture of wines .....			5,260	5,260
Manufacture of malt liquors and malt .....			105,409	105,409
Manufacture of soft drinks & production of mineral waters .....			34,948	34,948
			99,384	99,384
			99,384	99,384
MANUFACTURE OF TOBACCO PRODUCTS .....				
Manufacture of tobacco products.....	464	8,017	113,453	121,934
	464	8,017	90,365	98,846
			23,088	23,088
MANUFACTURE OF TEXTILES .....				
Spinning, weaving and finishing of textiles .....				
Manufacture of cordage, rope, twine and netting ....				
Knitting mills .....			3,827	3,827
			3,827	3,827
MANUFACTURE OF WEARING APPAREL, EXCEPT FUR APPAREL....				
Manufacture of wearing apparel except fur apparel....				
TANNING AND DRESSING OF LEATHER; MANUFACTURE OF FOOTWEAR, LUGGAGE AND HANDBAGS .....			61,136	61,136
Tanning and dressing of leather, luggage and handbags			36,786	36,786
Manufacture of footwear.....			24,350	24,350
MANUFACTURE OF WOOD AND OF PRODUCTS OF WOOD AND CORK, EXCEPT FURNITURE .....		226	16,221	16,446
Manufacture of wood and of products of wood and cork, except furniture.....		226	16,221	16,446
MANUFACTURE OF PAPER, PAPER PRODUCTS AND PRINTING.....			86,385	86,385
Manufacture of paper and paper products.....			27,879	27,879
Publishing and printing services.....			58,506	58,506
MANUFACTURE OF CHEMICALS AND CHEMICAL PRODUCTS.....		754	52,191	52,945
Manufacture of basic chemicals, except fertilizers and nitrogen compounds.....			-2,425	-2,425
Manufacture of paints, varnishes and mastics .....			19,804	19,804

\* IN THE NATIONAL ACCOUNT CONCEPT AT FACTOR COST

VALUE ADDED\* BY SIZE OF PERSONS ENGAGED AND INDUSTRIAL GROUP  
PUBLIC - 1997/98 (1990 E.F.Y.)

TABLE 4.38(Contd..)

( IN '000 BIRR)

INDUSTRIAL GROUP	SIZE - GROUP			
	10 - 19	20 - 49	50 & OVER	TOTAL
Manufacture of pharmaceuticals, medicinal chemicals and botanical products.....	-	-	26,747	26,747
Manufacture of soap and detergents cleaning and polishing, perfumes and toilet preparations.....	-	754	7,621	7,621
Manufacture of chemical products n.e.c. ....	-	-	443	1,197
MANUFACTURE OF RUBBER AND PLASTIC PRODUCTS.....	-	-	60,567	60,567
Manufacture of rubber products.....	-	-	36,984	36,984
Manufacture of plastic products.....	-	-	23,583	23,583
MANUFACTURE OF OTHER NON-METALLIC MINERAL PRODUCTS ...	31	1,132	161,589	162,753
Manufacture of glass and glass products.....	-	-	12,872	12,872
Manufacture of structural clay products .....	-	-	3,625	3,625
Manufacture of cement, lime and plaster .....	-	1,132	128,642	129,775
Manufacture of articles of concrete, cement and plaster .....	31	-	12,558	12,589
Manufacture of non-metallic mineral products n.e.c..	-	-	3,892	3,892
MANUFACTURE OF BASIC IRON AND STEEL.....	-	-	44,931	44,931
Manufacture of basic iron and steel.....	-	-	44,931	44,931
MANUFACTURE OF FABRICATED METAL PRODUCTS EXCEPT MACHINERY AND EQUIPMENT .....	-	-	15,970	15,970
Manufacture of structural metal products, tanks, reservoirs and containers of metal .....	-	-	-	-
Manufacture of cutlery, hand tools and general hardware .....	-	-	3,684	3,684
Manufacture of other fabricated metal products .....	-	-	12,286	12,286
MANUFACTURE OF MACHINERY AND EQUIPMENT N.E.C. ....	-	-	60	60
Manufacture of pumps, compressors, taps and valves..	-	-	-	-
Manufacture of ovens, furnaces and furnace burners..	-	-	-	-
Manufacture of other general purpose machinery.....	-	-	-	-
Manufacture of machinery for food and beverage processing .....	-	-	-	-
Manufacture of accumulators, primary cells and and primary batteries .....	-	-	60	60
MANUFACTURE OF MOTOR VEHICLES, TRAILERS & SEMI-TRAILERS	-	-	1,119	1,119
Manufacture of bodies for motor vehicles.....	-	-	1,119	1,119
Manufacture of parts and accessories for motor vehicles and their engines.....	-	-	-	-
MANUFACTURE OF FURNITURE; MANUFACTURING N.E.C. ....	7	1,407	5,948	7,362
Manufacture of furniture; manufacturing n.e.c.....	7	1,407	5,948	7,362
T O T A L	502	16,465	1,194,284	1,211,251

\* IN THE NATIONAL ACCOUNT CONCEPT AT FACTOR COST

VALUE ADDED\* BY SIZE OF PERSONS ENGAGED AND INDUSTRIAL GROUP  
PRIVATE - 1997/98 (1990 E.F.Y.)

( IN '000 BIRR)

TABLE 4.39

INDUSTRIAL GROUP	SIZE - GROUP			TOTAL
	10 - 19	20 - 49	50 & OVER	
MANUFACTURE OF FOOD PRODUCTS AND BEVERAGES.....	7,362	9,873	32,188	49,423
Production, processing and preserving of meat, fruit and vegetables .....	-	-	366	366
Manufacture of vegetable and animal oils and fats...	1,392	696	2,764	4,852
Manufacture of dairy products .....	1,376	4,228	10,212	15,816
Manufacture of grain mill products .....	43	-	-	43
Manufacture of prepared animal feeds .....	4,130	3,040	3,743	10,913
Manufacture of bakery products .....	167	170	-	337
Manufacture of sugar and sugar confectionery .....	-	-108	-	-108
Manufacture of macaroni and spaghetti.....	255	1,846	8,317	8,572
Manufacture of food products n.e.c. ....	-	-	-	1,846
Distilling, rectifying and blending of spirits .....	-	-	-	-
Manufacture of wines .....	-	-	-	-
Manufacture of malt liquors and malt .....	-	-	6,785	6,785
Manufacture of soft drinks & production of mineral waters .....	-	-	-	-
MANUFACTURE OF TOBACCO PRODUCTS .....	-	-	-	-
Manufacture of tobacco products.....	258	904	924	2,086
MANUFACTURE OF TEXTILES .....	-7	217	924	1,134
Spinning, weaving and finishing of textiles .....	-	-	-	952
Manufacture of cordage, rope, twine and netting .....	265	687	-	3,003
Knitting mills .....	781	796	1,426	3,003
MANUFACTURE OF WEARING APPAREL, EXCEPT FUR APPAREL....	781	796	1,426	3,003
Manufacture of wearing apparel except fur apparel....	-	-	-	-
TANNING AND DRESSING OF LEATHER; MANUFACTURE OF FOOTWEAR, LUGGAGE AND HANDBAGS .....	3,572	6,945	36,795	47,312
Tanning and dressing of leather, luggage and handbags	-	-	27,134	27,134
Manufacture of footwear.....	3,572	6,945	9,661	20,178
MANUFACTURE OF WOOD AND OF PRODUCTS OF WOOD AND CORK, EXCEPT FURNITURE .....	406	402	-	808
Manufacture of wood and of products of wood and cork, except furniture.....	406	402	-	808
MANUFACTURE OF PAPER, PAPER PRODUCTS AND PRINTING.....	1,690	4,475	16,279	22,444
Manufacture of paper and paper products.....	553	225	5,295	6,072
Publishing and printing services.....	1,137	4,250	10,985	16,372
MANUFACTURE OF CHEMICALS AND CHEMICAL PRODUCTS.....	1,388	9,770	88,873	100,031
Manufacture of basic chemicals, except fertilizers and nitrogen compounds.....	-	-	-	-
Manufacture of paints, varnishes and mastics .....	122	4,148	5,306	9,576

\* IN THE NATIONAL ACCOUNT CONCEPT AT FACTOR COST

VALUE ADDED\* BY SIZE OF PERSONS ENGAGED AND INDUSTRIAL GROUP  
PRIVATE - 1997/98 (1990 E.F.Y.)

TABLE 4.39(Contd..)

( IN '000 BIRR)

INDUSTRIAL GROUP	SIZE - GROUP			
	10 - 19	20 - 49	50 & OVER	TOTAL
Manufacture of pharmaceuticals, medicinal chemicals and botanical products.....	-	421	70,661	71,082
Manufacture of soap and detergents cleaning and polishing, perfumes and toilet preparations.....	1,168	3,671	12,906	17,745
Manufacture of chemical products n.e.c. ....	98	1,529	-	1,628
MANUFACTURE OF RUBBER AND PLASTIC PRODUCTS.....	915	4,519	12,849	18,283
Manufacture of rubber products.....	160	414	1,379	1,953
Manufacture of plastic products.....	755	4,105	11,470	16,330
MANUFACTURE OF OTHER NON-METALLIC MINERAL PRODUCTS ...	4,071	2,104	18,220	24,395
Manufacture of glass and glass products.....	-	-	1,614	1,614
Manufacture of structural clay products .....	20	107	242	369
Manufacture of cement, lime and plaster .....	204	-	-	204
Manufacture of articles of concrete, cement and plaster .....	3,803	1,856	2,457	8,117
Manufacture of non-metallic mineral products n.e.c..	43	140	13,907	14,090
MANUFACTURE OF BASIC IRON AND STEEL.....	179	-2,416	-	-2,237
Manufacture of basic iron and steel.....	179	-2,416	-	-2,237
MANUFACTURE OF FABRICATED METAL PRODUCTS EXCEPT MACHINERY AND EQUIPMENT .....	1,002	3,448	1,711	6,160
Manufacture of structural metal products, tanks, reservoirs and containers of metal .....	590	353	1,934	2,877
Manufacture of cutlery, hand tools and general hardware .....	224	94	-	319
Manufacture of other fabricated metal products .....	188	3,000	-223	2,965
MANUFACTURE OF MACHINERY AND EQUIPMENT N.E.C. ....	704	1,582	-	2,286
Manufacture of pumps, compressors, taps and valves..	-	-	-	-
Manufacture of ovens, furnaces and furnace burners..	167	134	-	301
Manufacture of other general purpose machinery.....	110	-	-	110
Manufacture of machinery for food and beverage processing .....	384	1,448	-	1,832
Manufacture of accumulators, primary cells and and primary batteries .....	43	-	-	43
MANUFACTURE OF MOTOR VEHICLES, TRAILERS & SEMI-TRAILERS	134	1,218	12,179	13,532
Manufacture of bodies for motor vehicles.....	69	865	12,179	13,114
Manufacture of parts and accessories for motor vehicles and their engines.....	64	353	-	417
MANUFACTURE OF FURNITURE; MANUFACTURING N.E.C. ....	5,808	7,462	22,987	36,258
Manufacture of furniture; manufacturing n.e.c.....	5,808	7,462	22,987	36,258
T O T A L	28,271	51,080	244,433	323,783

\* IN THE NATIONAL ACCOUNT CONCEPT AT FACTOR COST

SUMMARY OF OPERATIONS OF LARGE AND MEDIUM SCALE MANUFACTURING INDUSTRIES BY REGIONAL STATES  
AND URBAN CENTERS, PUBLIC AND PRIVATE - 1997/98 (1990 E.F.Y.)

ALL VALUES (IN '000 BIRR)

TABLE 4.40

REGIONAL STATES AND URBAN CENTERS	NO. OF ESTAB.	NO. OF PERSONS ENGAGED	WAGES AND SALARIES	GROSS VALUE OF PRODUCTION	VALUE ADDED IN NATIONAL ACCOUNT CONCEPT (FACTOR COST)	1 FIXED ASSETS	2 NEW CAPITAL EXPENDITURE
TIGRAY .....	28	2,730	10,143	165,698	87,607	167,520	12,683
ADIGRAT.....	4	449	256	89,679	71,560	80,313	130
AXUME .....	2	23	34	447	136	2,358	105
MEKELE.....	13	801	3,988	39,574	14,537	30,010	10,366
QUIHA.....	3	230	935	13,063	2,884	4,996	20
OTHER TOWNS .....	6	1,227	4,930	22,935	-1,510	49,844	2,062
AFAR.....	2	195	2,017	75,019	20,452	4,693	-
DUPTI.....	2	195	2,017	75,019	20,452	4,693	-
AMHARA.....	43	7,774	30,919	246,021	10,013	63,692	30,914
BAHIR DAR .....	17	2,628	10,998	62,173	7,554	96,715	1,762
COMBOLCHA .....	4	3,003	10,072	74,780	5	4,054	20,503
DESSIE .....	5	266	991	6,649	8,999	32,906	389
GONDAR .....	6	802	2,991	40,161	62	136	274
WOLDIA .....	2	31	30	415	16,231	18,526	-
OTHER TOWNS .....	9	1,044	5,837	61,844	521,696	643,843	7,987
OROMIYA.....	94	16,628	117,392	2,039,581	32,537	18,685	75,178
AMBO .....	2	828	5,705	63,519	6,158	29,346	219
ASSELA .....	7	367	1,174	50,228	7,122	31,125	552
DEBRE ZEIT .....	11	1,512	5,448	87,752	1,133	2,351	5,650
DERRA .....	2	59	279	8,343	2,466	2,095	925
JIMMA .....	11	366	1,381	4,760	148,371	60,964	1
MERTI .....	2	2,517	23,900	513,935	28,945	19,573	7,488
MODJO .....	5	1,630	14,743	207,694	16,709	31,580	1,558
NAZARETH .....	20	1,319	6,021	87,983	81,627	22,096	2,231
WONJI .....	2	3,953	29,633	355,395	196,626	426,028	6,616
OTHER TOWNS .....	32	4,077	29,108	659,973	15,461	440,041	49,938
S.N.N.P.....	55	4,837	17,913	148,119	1,871	98,964	2,263
ARBA MINCH .....	3	1,094	4,931	33,240	4,458	329,662	175
AWASSA .....	25	3,183	11,624	92,059	1,370	1,136	1,617
DILA .....	9	115	268	2,450	229	378	116
SODO .....	2	41	77	445	7,533	9,901	58
OTHER TOWNS.....	16	404	1,013	19,925	17,325	34,121	297
HARARI.....	7	1,012	7,482	89,823	773,775	1,524,112	11,180
ADDIS ABABA.....	510	55,572	303,876	3,384,966	55,350	89,627	266,298
DIRE DAWA .....	21	5,241	20,400	242,357	505	140	5,643
OTHER REGION * .....	2	34	114	1,623			4
<b>T O T A L . .</b>	<b>762</b>	<b>94,023</b>	<b>510,256</b>	<b>6,393,206</b>	<b>1,535,034</b>	<b>3,120,126</b>	<b>404,163</b>

\* OTHER REGIONS INCLUDES GAMBELLA AND SOMALIE EACH WITH ONE ESTABLISHMENT  
1. 713 ESTABLISHMENTS  
2. 325 ESTABLISHMENTS

SUMMARY OF OPERATIONS OF LARGE AND MEDIUM SCALE MANUFACTURING INDUSTRIES BY REGIONAL STATES  
AND URBAN CENTERS, PUBLIC - 1997/98 (1990 E.F.Y.)

TABLE 4.41

ALL VALUES (IN '000 BIRR)

REGIONAL STATES AND URBAN CENTERS	NO. OF ESTAB.	NO. OF PERSONS ENGAGED	WAGES AND SALARIES	GROSS VALUE OF PRODUCTION	VALUE ADDED IN NATIONAL ACCOUNT CONCEPT (FACTOR COST)	1 FIXED ASSETS	2 NEW CAPITAL EXPENDITURE
AMHARA.....	9	6,720	27,950	201,481	36,667	156,968	29,986
BAHIR DAR.....	2	2,295	10,484	51,981	7,735	40,480	1,669
COMBOLCHA.....	3	2,992	10,071	74,745	7,521	96,662	20,503
GONDAR.....	3	529	1,744	18,065	5,508	2,828	20
OTHER TOWNS.....	1	904	5,651	56,690	15,903	16,998	7,794
OROMIYA.....	31	14,434	111,222	1,913,101	496,987	577,817	65,790
AMBO.....	2	828	5,705	63,519	32,537	18,685	219
ASSELA.....	3	299	1,101	48,845	6,054	26,849	152
DEBRE ZEIT.....	2	507	2,523	26,632	-4,804	3,403	1,570
JIMMA.....	2	230	1,046	3,265	1,912	147	-
MERTI.....	2	2,517	23,900	513,935	148,371	60,964	7,488
MODJO.....	2	1,501	14,005	182,340	26,679	11,878	501
NAZARETH.....	6	969	5,204	79,829	14,293	20,755	1,079
WONJI.....	2	3,953	29,633	355,395	81,627	22,096	6,616
OTHER TOWNS.....	10	3,630	28,105	639,341	190,317	413,040	48,167
S.N.N.P.....	11	3,744	15,277	130,902	8,188	369,934	1,608
ARBA MINCH.....	2	1,082	4,883	33,103	1,809	98,950	175
AWASSA.....	6	2,472	9,891	81,993	1,083	263,886	1,156
OTHER TOWNS.....	3	190	503	15,807	5,295	7,098	277
HARARI.....	2	901	7,025	82,698	15,658	32,951	10,977
ADDIS ABABA.....	94	37,421	221,662	2,159,563	590,176	686,679	138,416
DIRE DAWA.....	5	4,620	17,581	208,928	53,280	42,453	2,569
OTHER REGION *.....	3	155	894	46,180	10,295	532	4
T O T A L . .	155	67,995	401,610	4,742,853	1,211,251	1,867,334	249,351

\* OTHER REGIONS INCLUDE GAMBELLA, TIGRAY AND AFAR EACH WITH ONE ESTABLISHMENT.

1. 139 ESTABLISHMENTS
2. 107 ESTABLISHMENTS

**SUMMARY OF OPERATIONS OF LARGE AND MEDIUM SCALE MANUFACTURING INDUSTRIES BY REGIONAL STATES  
AND URBAN CENTERS, PRIVATE - 1997/98 (1990 E.F.Y.)**

ALL VALUES (IN '000 BIRR)

TABLE 4.42

REGIONAL STATES AND URBAN CENTERS	NO. OF ESTAB.	NO. OF PERSONS ENGAGED	WAGES AND SALARIES	GROSS VALUE OF PRODUCTION	VALUE ADDED IN NATIONAL ACCOUNT CONCEPT (FACTOR COST)	1 FIXED ASSETS	2 NEW CAPITAL EXPENDITURE
TIGRAY .....	27	2,632	9,661	155,433	85,793	167,186	12,683
ADIGRAT .....	4	449	256	89,679	71,560	80,313	130
AXUME .....	2	23	34	447	136	2,358	105
MEKELE .....	13	801	3,988	39,574	14,537	30,010	10,366
QUIHA .....	2	132	453	2,798	1,070	4,661	20
OTHER TOWNS .....	6	1,227	4,930	22,935	-1,510	49,844	2,062
AMHARA .....	34	1,054	2,969	44,540	6,196	59,061	928
BAHIR DAR .....	15	333	514	10,192	2,278	23,212	93
COMBOLCHA .....	1	11	-	35	33	53	-
DESSIE .....	5	266	991	6,649	5	4,054	389
GONDAR .....	3	273	1,247	22,096	3,491	30,079	254
WOLDIA .....	2	31	30	415	62	136	-
OTHER TOWNS .....	8	140	186	5,154	328	1,527	193
OROMIYA .....	63	2,194	6,171	126,480	24,709	66,026	9,388
ASSELA .....	4	68	74	1,383	104	2,497	401
DEBRE ZEIT .....	9	1,005	2,924	61,120	11,926	27,723	4,079
DERRA .....	2	59	279	8,343	1,133	2,351	925
JIMMA .....	9	136	335	1,494	554	1,948	1
MODJO .....	3	129	738	25,354	2,267	7,696	1,057
NAZARETH .....	14	350	817	8,154	2,416	10,824	1,152
OTHER TOWNS .....	22	447	1,003	20,632	6,309	12,988	1,772
S.N.N.P. ....	44	1,093	2,637	17,216	7,273	70,107	654
ARBA MINCH .....	1	12	48	137	62	13	-
AWASSA .....	19	711	1,734	10,067	3,375	65,776	461
DILA .....	9	115	268	2,450	1,370	1,136	116
SODO .....	2	41	77	445	229	378	58
OTHER TOWNS .....	13	214	510	4,118	2,237	2,803	20
HARARI .....	5	111	457	7,125	1,667	1,170	203
ADDIS ABABA .....	416	18,151	82,214	1,225,402	183,599	837,433	127,882
DIRE DAWA .....	16	621	2,819	33,429	2,069	47,174	3,074
OTHER REGION * .....	2	172	1,719	40,728	12,475	4,635	-
<b>T O T A L . .</b>	<b>607</b>	<b>26,028</b>	<b>108,646</b>	<b>1,650,353</b>	<b>323,783</b>	<b>1,252,792</b>	<b>154,812</b>

\* OTHER REGIONS INCLUDES SOMALIE AND AFAR EACH WITH ONE ESTABLISHMENT  
1. 574 ESTABLISHMENTS  
2. 218 ESTABLISHMENTS

FIXED ASSETS AND NEW CAPITAL EXPENDITURE BY INDUSTRIAL GROUP AND OWNERSHIP  
1997/98 (1990 E.F.Y.)

TABLE 4.43

( IN '000 BIRR )

INDUSTRIAL GROUP	1			2		
	FIXED ASSETS			NEW CAPITAL EXPENDITURE		
	PUBLIC	PRIVATE	TOTAL	PUBLIC	PRIVATE	TOTAL
MANUFACTURE OF FOOD PRODUCTS AND BEVERAGES.....	444,683	408,338	853,021	149,092	34,488	183,580
Production, processing and preserving of meat, fruit and vegetables .....	12,399	122,384	134,783	3,434	-	3,434
Manufacture of vegetable and animal oils and fats...	63,885	34,259	98,144	50,035	784	50,819
Manufacture of dairy products .....	3,323	-	3,323	433	-	433
Manufacture of grain mill products .....	30,530	81,969	112,499	1,528	3,140	4,668
Manufacture of prepared animal feeds .....	875	388	1,263	103	3	105
Manufacture of bakery products .....	38,923	26,758	65,681	29,447	2,018	31,466
Manufacture of sugar and sugar confectionery .....	70,530	908	71,437	10,376	44	10,420
Manufacture of macaroni and spaghetti.....	35,938	4,304	40,242	3,456	5	3,461
Manufacture of food products n.e.c. ....	11,121	29,948	41,069	621	463	1,084
Distilling, rectifying and blending of spirits .....	7,550	3,375	10,924	4,323	166	4,489
Manufacture of wines .....	912	-	912	474	-	474
Manufacture of malt liquors and malt .....	145,361	-	145,361	41,761	-	41,761
Manufacture of soft drinks & production of mineral waters .....	23,337	104,046	127,383	3,101	27,865	30,966
MANUFACTURE OF TOBACCO PRODUCTS .....	3,566	-	3,566	276	-	276
Manufacture of tobacco products.....	3,566	-	3,566	276	-	276
MANUFACTURE OF TEXTILES .....	410,200	7,393	417,593	33,231	733	33,964
Spinning, weaving and finishing of textiles .....	378,275	3,690	381,965	31,997	46	32,043
Manufacture of cordage, rope, twine and netting ....	31,925	-	31,925	1,234	-	1,234
Knitting mills .....	-	3,703	3,703	-	687	687
MANUFACTURE OF WEARING APPAREL, EXCEPT FUR APPAREL....	3,009	57,507	60,516	427	1,773	2,200
Manufacture of wearing apparel except fur apparel....	3,009	57,507	60,516	427	1,773	2,200
TANNING AND DRESSING OF LEATHER; MANUFACTURE OF FOOTWEAR, LUGGAGE AND HANDBAGS .....	23,393	214,845	238,237	4,439	26,346	30,786
Tanning and dressing of leather, luggage and handbags	16,650	121,037	137,687	1,692	6,234	7,927
Manufacture of footwear.....	6,743	93,808	100,551	2,747	20,112	22,859
MANUFACTURE OF WOOD AND OF PRODUCTS OF WOOD AND CORK, EXCEPT FURNITURE .....	5,331	918	6,250	1,077	58	1,136
Manufacture of wood and of products of wood and cork, except furniture.....	5,331	918	6,250	1,077	58	1,136
MANUFACTURE OF PAPER, PAPER PRODUCTS AND PRINTING ....	45,504	60,032	105,537	5,802	10,667	16,469
Manufacture of paper and paper products.....	13,296	30,376	43,671	3,531	7,583	11,114
Publishing and printing services.....	32,209	29,657	61,865	2,271	3,084	5,355
MANUFACTURE OF CHEMICALS AND CHEMICAL PRODUCTS.....	196,082	178,642	374,725	13,068	38,581	51,648
Manufacture of basic chemicals, except fertilizers and nitrogen compounds.....	166,874	-	166,874	3,112	-	3,112
Manufacture of paints, varnishes and mastics .....	6,727	30,338	37,065	1,612	7,374	8,987

TABLE 4.43(Contd..)

INDUSTRIAL GROUP	1 FIXED ASSETS			2 NEW CAPITAL EXPENDITURE		
	PUBLIC	PRIVATE	TOTAL	PUBLIC	PRIVATE	TOTAL
Manufacture of pharmaceuticals, medicinal chemicals and botanical products.....	17,331	81,543	98,874	7,816	246	8,062
Manufacture of soap and detergents cleaning and polishing, perfumes and toilet preparations.....	2,377	60,521	62,898	241	30,710	30,952
Manufacture of chemical products n.e.c. ....	2,773	6,241	9,013	286	250	536
MANUFACTURE OF RUBBER AND PLASTIC PRODUCTS.....	195,071	92,795	287,866	3,239	18,139	21,379
Manufacture of rubber products.....	180,208	2,768	182,977	1,696	217	1,912
Manufacture of plastic products.....	14,863	90,027	104,889	1,544	17,923	19,467
MANUFACTURE OF OTHER NON-METALLIC MINERAL PRODUCTS ...	400,795	56,090	456,885	20,767	2,716	23,483
Manufacture of glass and glass products.....	22,611	679	23,290	1,785	679	2,464
Manufacture of structural clay products .....	1,793	113	1,907	-	-	-
Manufacture of cement, lime and plaster .....	173,611	545	174,156	16,892	-	16,892
Manufacture of articles of concrete, cement and plaster .....	6,830	30,322	37,152	1,050	759	1,809
Manufacture of non-metallic mineral products n.e.c. ....	195,951	24,430	220,381	1,041	1,277	2,318
MANUFACTURE OF BASIC IRON AND STEEL.....	19,120	15,109	34,228	13,250	206	13,456
Manufacture of basic iron and steel.....	19,120	15,109	34,228	13,250	206	13,456
MANUFACTURE OF FABRICATED METAL PRODUCTS EXCEPT MACHINERY AND EQUIPMENT .....	89,599	16,663	106,262	3,278	2,435	5,713
Manufacture of structural metal products, tanks, reservoirs and containers of metal .....	-	9,445	9,445	-	541	541
Manufacture of cutlery, hand tools and general hardware .....	2,069	3,661	5,731	375	1,666	2,042
Manufacture of other fabricated metal products .....	87,530	3,556	91,086	2,902	228	3,131
MANUFACTURE OF MACHINERY AND EQUIPMENT N.E.C. ....	355	5,091	5,447	5	290	295
Manufacture of pumps, compressors, taps and valves..	-	410	410	-	-	-
Manufacture of ovens, furnaces and furnace burners..	-	1,067	1,067	-	-	-
Manufacture of other general purpose machinery.....	-	-	-	-	232	232
Manufacture of machinery for food and beverage processing .....	-	3,610	3,610	-	-	-
Manufacture of accumulators, primary cells and and primary batteries .....	355	4	360	5	-	5
MANUFACTURE OF MOTOR VEHICLES, TRAILERS & SEMI-TRAILERS	22,182	44,125	66,308	1,398	12,686	14,085
Manufacture of bodies for motor vehicles.....	22,182	40,656	62,838	1,398	9,696	11,095
Manufacture of parts and accessories for motor vehicles and their engines.....	-	3,469	3,469	-	2,990	2,990
MANUFACTURE OF FURNITURE; MANUFACTURING N.E.C. ....	8,442	95,243	103,685	1	5,694	5,695
Manufacture of furniture; manufacturing n.e.c.....	8,442	95,243	103,685	1	5,694	5,695
<b>T O T A L</b>	<b>1,867,334</b>	<b>1,252,792</b>	<b>3,120,126</b>	<b>249,351</b>	<b>154,812</b>	<b>404,163</b>

1. 713 ESTABLISHMENTS  
2. 325 ESTABLISHMENTS

FIXED ASSETS OF REPORTING ESTABLISHMENTS BY TYPE AND INDUSTRIAL GROUP  
PUBLIC AND PRIVATE - 1997/98 (1990 E.F.Y.)

TABLE 4.44

(IN '000 BIRR)

INDUSTRIAL GROUP	NO. OF ESTAB.	BUILDING AND OTHER CONST- RUCTION WORKS	MACHINERY AND EQUIPMENT	VEHICLES	OTHERS	TOTAL
MANUFACTURE OF FOOD PRODUCTS AND BEVERAGES.....	201	327,979	393,173	102,414	29,456	853,021
Production, processing and preserving of meat, fruit and vegetables .....	7	42,117	68,996	20,167	3,503	134,783
Manufacture of vegetable and animal oils and fats....	32	55,741	39,960	1,659	783	98,144
Manufacture of dairy products .....	1	2,109	435	493	286	3,323
Manufacture of grain mill products .....	37	70,618	31,682	8,195	2,004	112,499
Manufacture of prepared animal feeds .....	4	892	169	189	14	1,263
Manufacture of bakery products .....	77	19,319	39,762	3,538	3,063	65,681
Manufacture of sugar and sugar confectionery .....	8	21,006	24,688	21,312	4,431	71,437
Manufacture of macaroni and spaghetti.....	4	15,686	23,264	594	698	40,242
Manufacture of food products n.e.c. ....	11	18,875	19,433	676	2,085	41,069
Distilling, rectifying and blending of spirits .....	7	2,753	6,486	1,328	357	10,924
Manufacture of wines .....	1	270	46	295	302	912
Manufacture of malt liquors and malt .....	5	58,087	79,992	5,635	1,647	145,361
Manufacture of soft drinks & production of mineral waters .....	7	20,506	58,260	38,335	10,282	127,383
MANUFACTURE OF TOBACCO PRODUCTS .....	1	1,528	166	987	886	3,566
Manufacture of tobacco products.....	1	1,528	166	987	886	3,566
MANUFACTURE OF TEXTILES .....	32	171,065	237,214	4,544	4,770	417,593
Spinning, weaving and finishing of textiles .....	21	153,338	220,485	4,374	3,768	381,965
Manufacture of cordage, rope, twine and netting .....	2	17,154	14,002	84	684	31,925
Knitting mills .....	9	573	2,727	86	318	3,703
MANUFACTURE OF WEARING APPAREL, EXCEPT FUR APPAREL.....	26	36,756	20,166	2,138	1,456	60,516
Manufacture of wearing apparel except fur apparel....	26	36,756	20,166	2,138	1,456	60,516
TANNING AND DRESSING OF LEATHER; MANUFACTURE OF FOOTWEAR, LUGGAGE AND HANDBAGS .....	57	68,906	144,767	16,008	8,557	238,237
Tanning and dressing of leather, luggage and handbags.	11	48,498	70,182	13,820	5,187	137,687
Manufacture of footwear.....	46	20,408	74,585	2,188	3,370	100,551
MANUFACTURE OF WOOD AND OF PRODUCTS OF WOOD AND CORK, EXCEPT FURNITURE .....	15	1,823	2,679	1,468	280	6,250
Manufacture of wood and of products of wood and cork, except furniture.....	15	1,823	2,679	1,468	280	6,250
MANUFACTURE OF PAPER, PAPER PRODUCTS AND PRINTING.....	51	32,583	59,346	6,056	7,553	105,537
Manufacture of paper and paper products.....	8	21,057	19,084	1,926	1,604	43,671
Publishing and printing services.....	43	11,526	40,262	4,129	5,948	61,865
MANUFACTURE OF CHEMICALS AND CHEMICAL PRODUCTS.....	41	119,680	201,763	16,671	36,611	374,725
Manufacture of basic chemicals, except fertilizers and nitrogen compounds.....	4	56,625	72,202	5,061	32,986	166,874
Manufacture of paints, varnishes and mastics .....	7	13,432	18,447	3,881	1,305	37,065

TABLE 4.44(Contd..)

INDUSTRIAL GROUP	NO. OF ESTAB.	BUILDING AND OTHER CONSTRUCTION WORKS	MACHINERY AND EQUIPMENT	VEHICLES	OTHERS	TOTAL
Manufacture of pharmaceuticals, medicinal chemicals and botanical products.....	3	2,936	91,896	2,865	1,178	98,874
Manufacture of soap and detergents cleaning and polishing, perfumes and toilet preparations.....	22	42,095	15,775	4,008	1,020	62,898
Manufacture of chemical products n.e.c. ....	5	4,592	3,443	856	123	9,013
MANUFACTURE OF RUBBER AND PLASTIC PRODUCTS.....	26	72,544	205,419	3,937	5,967	287,866
Manufacture of rubber products.....	5	44,660	134,101	1,459	2,757	182,977
Manufacture of plastic products.....	21	27,884	71,318	2,478	3,210	104,889
MANUFACTURE OF OTHER NON-METALLIC MINERAL PRODUCTS ....	78	185,904	248,902	16,541	5,539	456,885
Manufacture of glass and glass products.....	2	4,977	17,053	843	416	23,290
Manufacture of structural clay products .....	5	991	761	1	154	1,907
Manufacture of cement, lime and plaster .....	8	107,714	61,448	3,533	1,461	174,156
Manufacture of articles of concrete, cement and plaster .....	55	16,977	10,158	8,619	1,398	37,152
Manufacture of non-metallic mineral products n.e.c....	8	55,244	159,482	3,545	2,110	220,381
MANUFACTURE OF BASIC IRON AND STEEL.....	6	9,342	11,405	5,291	8,191	34,228
Manufacture of basic iron and steel.....	6	9,342	11,405	5,291	8,191	34,228
MANUFACTURE OF FABRICATED METAL PRODUCTS EXCEPT MACHINERY AND EQUIPMENT .....	38	41,895	55,433	4,155	4,780	106,262
Manufacture of structural metal products, tanks, reservoirs and containers of metal .....	23	6,143	2,438	627	237	9,445
Manufacture of cutlery, hand tools and general hardware .....	7	2,092	2,359	951	329	5,731
Manufacture of other fabricated metal products .....	8	33,660	50,636	2,576	4,214	91,086
MANUFACTURE OF MACHINERY AND EQUIPMENT N.E.C. ....	19	2,933	2,078	231	204	5,447
Manufacture of pumps, compressors, taps and valves...	-	-	-	-	-	-
Manufacture of ovens, furnaces and furnace burners...	4	238	83	73	17	410
Manufacture of other general purpose machinery.....	3	723	305	-	39	1,067
Manufacture of machinery for food and beverage processing .....	10	1,656	1,669	154	132	3,610
Manufacture of accumulators, primary cells and and primary batteries .....	2	317	22	5	16	360
MANUFACTURE OF MOTOR VEHICLES, TRAILERS & SEMI-TRAILERS.	10	38,353	19,773	4,530	3,652	66,308
Manufacture of bodies for motor vehicles.....	8	38,078	16,603	4,505	3,652	62,838
Manufacture of parts and accessories for motor vehicles and their engines.....	2	275	3,169	25	-	3,469
MANUFACTURE OF FURNITURE; MANUFACTURING N.E.C. ....	112	55,046	34,403	9,553	4,683	103,685
Manufacture of furniture; manufacturing n.e.c.....	112	55,046	34,403	9,553	4,683	103,685
T O T A L .....	713	1,166,335	1,636,685	194,522	122,585	3,120,126

**FIXED ASSETS OF REPORTING ESTABLISHMENTS BY TYPE AND INDUSTRIAL GROUP  
PUBLIC - 1997/98 (1990 E.F.Y.)**

TABLE 4.45

(IN '000 BIRR)

INDUSTRIAL GROUP	NO. OF ESTAB.	BUILDING AND OTHER CONST- RUCTION WORKS	MACHINERY AND EQUIPMENT	VEHICLES	OTHERS	TOTAL
MANUFACTURE OF FOOD PRODUCTS AND BEVERAGES.....	45	183,076	208,591	40,162	12,854	444,683
Production, processing and preserving of meat, fruit and vegetables .....	4	4,746	5,575	1,544	533	12,399
Manufacture of vegetable and animal oils and fats....	8	32,512	30,398	492	482	63,885
Manufacture of dairy products .....	1	2,109	435	493	286	3,323
Manufacture of grain mill products .....	9	22,002	6,179	1,193	1,156	30,530
Manufacture of prepared animal feeds .....	2	673	29	164	10	875
Manufacture of bakery products .....	3	9,323	26,408	2,200	993	38,923
Manufacture of sugar and sugar confectionery .....	3	20,771	24,134	21,232	4,392	70,530
Manufacture of macaroni and spaghetti.....	3	13,308	21,515	484	632	35,938
Manufacture of food products n.e.c. ....	3	7,168	2,207	172	1,573	11,121
Distilling, rectifying and blending of spirits .....	1	1,212	5,640	496	203	7,550
Manufacture of wines .....	1	270	46	295	302	912
Manufacture of malt liquors and malt .....	5	58,087	79,992	5,635	1,647	145,361
Manufacture of soft drinks & production of mineral waters .....	2	10,897	6,033	5,762	644	23,337
MANUFACTURE OF TOBACCO PRODUCTS .....	1	1,528	166	987	886	3,566
Manufacture of tobacco products.....	1	1,528	166	987	886	3,566
MANUFACTURE OF TEXTILES .....	18	169,246	232,242	4,410	4,302	410,200
Spinning, weaving and finishing of textiles .....	16	152,091	218,239	4,326	3,618	378,275
Manufacture of cordage, rope, twine and netting .....	2	17,154	14,002	84	684	31,925
Knitting mills .....	-	-	-	-	-	-
MANUFACTURE OF WEARING APPAREL, EXCEPT FUR APPAREL.....	4	1,259	982	540	228	3,009
Manufacture of wearing apparel except fur apparel....	4	1,259	982	540	228	3,009
TANNING AND DRESSING OF LEATHER; MANUFACTURE OF FOOTWEAR, LUGGAGE AND HANDBAGS .....	7	5,245	14,318	2,612	1,218	23,393
Tanning and dressing of leather, luggage and handbags.	4	3,486	9,888	2,176	1,099	16,650
Manufacture of footwear.....	3	1,759	4,429	436	119	6,743
MANUFACTURE OF WOOD AND OF PRODUCTS OF WOOD AND CORK, EXCEPT FURNITURE .....	6	1,729	2,231	1,128	244	5,331
Manufacture of wood and of products of wood and cork, except furniture.....	6	1,729	2,231	1,128	244	5,331
MANUFACTURE OF PAPER, PAPER PRODUCTS AND PRINTING.....	9	11,383	27,176	3,184	3,762	45,504
Manufacture of paper and paper products.....	2	5,119	6,268	1,205	704	13,296
Publishing and printing services.....	7	6,264	20,908	1,979	3,058	32,209
MANUFACTURE OF CHEMICALS AND CHEMICAL PRODUCTS.....	11	64,189	90,267	7,767	33,860	196,082
Manufacture of basic chemicals, except fertilizers and nitrogen compounds.....	4	56,625	72,202	5,061	32,986	166,874
Manufacture of paints, varnishes and mastics .....	2	3,567	1,798	1,027	335	6,727

FIXED ASSETS OF REPORTING ESTABLISHMENTS BY TYPE AND INDUSTRIAL GROUP  
PUBLIC - 1997/98 (1990 E.F.Y.)

(IN '000 BIRR)

TABLE 4.45(Contd..)

INDUSTRIAL GROUP	NO. OF ESTAB.	BULDING AND OTHER CONST-RUCTION WORKS	MACHINERY AND EQUIPMENT	VEHICLES	OTHERS	TOTAL
Manufacture of pharmaceuticals, medicinal chemicals and botanical products.....	1	2,083	13,779	1,132	337	17,331
Manufacture of soap and detergents cleaning and polishing, perfumes and toilet preparations.....	2	897	1,296	70	114	2,377
Manufacture of chemical products n.e.c. ....	2	1,017	1,191	477	88	2,773
MANUFACTURE OF RUBBER AND PLASTIC PROCDUCTS.....	3	47,839	143,154	1,210	2,869	195,071
Manufacture of rubber products.....	1	43,995	132,475	1,118	2,620	180,208
Manufacture of plastic products.....	2	3,844	10,678	92	249	14,863
MANUFACTURE OF OTHER NON-METALLIC MINERAL PRODUCTS ....	16	167,780	219,688	9,234	4,094	400,795
Manufacture of glass and glass products.....	1	4,810	16,541	843	416	22,611
Manufacture of structural clay products .....	2	955	685	1	152	1,793
Manufacture of cement, lime and plaster .....	5	107,406	61,273	3,473	1,459	173,611
Manufacture of articles of concrete, cement and plaster .....	6	3,483	513	2,375	459	6,830
Manufacture of non-metallic mineral products n.e.c....	2	51,125	140,675	2,542	1,609	195,951
MANUFACTURE OF BASIC IRON AND STEEL.....	3	1,772	5,021	4,565	7,762	19,120
Manufacture of basic iron and steel.....	3	1,772	5,021	4,565	7,762	19,120
MANUFACTURE OF FABRICATED METAL PRODUCTS EXCEPT MACHINERY AND EQUIPMENT .....	5	33,941	48,513	2,961	4,185	89,599
Manufacture of structural metal products, tanks, reservoirs and containers of metal .....	-	-	-	-	-	-
Manufacture of cutlery, hand tools and general hardware .....	2	987	526	468	89	2,069
Manufacture of other fabricated metal products .....	3	32,954	47,988	2,493	4,096	87,530
MANUFACTURE OF MACHINERY AND EQUIPMENT N.E.C. ....	1	317	19	5	15	355
Manufacture of pumps, compressors, taps and valves...	-	-	-	-	-	-
Manufacture of ovens, furnaces and furnace burners...	-	-	-	-	-	-
Manufacture of other general purpose machinery.....	-	-	-	-	-	-
Manufacture of machinery for food and beverage processing .....	-	-	-	-	-	-
Manufacture of accumulators, primary cells and and primary battries .....	1	317	19	5	15	355
MANUFACTURE OF MOTOR VEHICLES, TRAILERS & SEMI-TRAILERS.	2	15,447	1,889	2,614	2,233	22,182
Manufacture of bodies for motor vehicles.....	2	15,447	1,889	2,614	2,233	22,182
Manufacture of parts and accessories for motor vehicles and their engines.....	-	-	-	-	-	-
MANUFACTURE OF FURNITURE; MANUFACTURING N.E.C. ....	8	3,968	3,125	70	1,280	8,442
Manufacture of furniture; manufacturing n.e.c.....	8	3,968	3,125	70	1,280	8,442
T O T A L .....	139	708,718	997,380	81,445	79,791	1,867,334

FIXED ASSETS OF REPORTING ESTABLISHMENTS BY TYPE AND INDUSTRIAL GROUP  
PRIVATE - 1997/98 (1990 E.F.Y.)

TABLE 4.46

(IN '000 BIRR)

INDUSTRIAL GROUP	NO. OF ESTAB.	BUILDING AND OTHER CONSTRUCTION WORKS	MACHINERY AND EQUIPMENT	VEHICLES	OTHERS	TOTAL
MANUFACTURE OF FOOD PRODUCTS AND BEVERAGES.....	156	144,902	184,582	62,252	16,602	408,338
Production, processing and preserving of meat, fruit and vegetables .....	3	37,371	63,421	18,622	2,970	122,384
Manufacture of vegetable and animal oils and fats....	24	23,229	9,562	1,166	301	34,259
Manufacture of dairy products .....	-	-	-	-	-	-
Manufacture of grain mill products .....	28	48,616	25,503	7,002	848	81,969
Manufacture of prepared animal feeds .....	2	219	141	25	4	388
Manufacture of bakery products .....	74	9,996	13,354	1,338	2,070	26,758
Manufacture of sugar and sugar confectionery .....	5	235	554	80	39	908
Manufacture of macaroni and spaghetti.....	1	2,379	1,749	110	66	4,304
Manufacture of food products n.e.c. ....	8	11,708	17,226	504	511	29,948
Distilling, rectifying and blending of spirits .....	6	1,541	847	833	154	3,375
Manufacture of wines .....	-	-	-	-	-	-
Manufacture of malt liquors and malt .....	-	-	-	-	-	-
Manufacture of soft drinks & production of mineral waters .....	5	9,609	52,227	32,572	9,638	104,046
MANUFACTURE OF TOBACCO PRODUCTS .....	-	-	-	-	-	-
Manufacture of tobacco products.....	-	-	-	-	-	-
MANUFACTURE OF TEXTILES .....	14	1,819	4,973	134	467	7,393
Spinning, weaving and finishing of textiles .....	5	1,247	2,246	48	149	3,690
Manufacture of cordage, rope, twine and netting .....	-	-	-	-	-	-
Knitting mills .....	9	573	2,727	86	318	3,703
MANUFACTURE OF WEARING APPAREL, EXCEPT FUR APPAREL.....	22	35,497	19,184	1,598	1,228	57,507
Manufacture of wearing apparel except fur apparel....	22	35,497	19,184	1,598	1,228	57,507
TANNING AND DRESSING OF LEATHER; MANUFACTURE OF FOOTWEAR, LUGGAGE AND HANDBAGS .....	50	63,661	130,449	13,396	7,338	214,845
Tanning and dressing of leather, luggage and handbags.	7	45,012	60,293	11,644	4,088	121,037
Manufacture of footwear.....	43	18,649	70,156	1,752	3,251	93,808
MANUFACTURE OF WOOD AND OF PRODUCTS OF WOOD AND CORK, EXCEPT FURNITURE .....	9	94	448	340	36	918
Manufacture of wood and of products of wood and cork, except furniture.....	9	94	448	340	36	918
MANUFACTURE OF PAPER, PAPER PRODUCTS AND PRINTING.....	42	21,200	32,170	2,872	3,791	60,032
Manufacture of paper and paper products.....	6	15,938	12,816	721	900	30,376
Publishing and printing services.....	36	5,262	19,354	2,151	2,890	29,657
MANUFACTURE OF CHEMICALS AND CHEMICAL PRODUCTS.....	30	55,490	111,496	8,904	2,752	178,642
Manufacture of basic chemicals, except fertilizers and nitrogen compounds.....	-	-	-	-	-	-
Manufacture of paints, varnishes and mastics .....	5	9,865	16,649	2,854	970	30,338

TABLE 4.46(Contd..)

INDUSTRIAL GROUP	NO. OF ESTAB.	BULDING AND OTHER CONST- RUCTION WORKS	MACHINERY AND EQUIPMENT	VEHICLES	OTHERS	TOTAL
Manufacture of pharmaceuticals, medicinal chemicals and botanical products.....	2	853	78,117	1,733	841	81,543
Manufacture of soap and detergents cleaning and polishing, perfumes and toilet preparations.....	20	41,198	14,479	3,938	906	60,521
Manufacture of chemical products n.e.c. ....	3	3,575	2,252	379	35	6,241
MANUFACTURE OF RUBBER AND PLASTIC PROCDUCTS.....	23	24,705	62,265	2,727	3,098	92,795
Manufacture of rubber products.....	4	665	1,626	341	137	2,768
Manufacture of plastic products.....	19	24,040	60,639	2,386	2,961	90,027
MANUFACTURE OF OTHER NON-METALLIC MINERAL PRODUCTS ....	62	18,124	29,214	7,307	1,445	56,090
Manufacture of glass and glass products.....	1	167	512	-	-	679
Manufacture of structural clay products .....	3	36	76	-	2	113
Manufacture of cement, lime and plaster .....	3	308	175	60	2	545
Manufacture of articles of concrete, cement and plaster .....	49	13,494	9,645	6,244	940	30,322
Manufacture of non-metallic mineral products n.e.c.....	6	4,119	18,807	1,003	501	24,430
MANUFACTURE OF BASIC IRON AND STEEL.....	3	7,569	6,383	726	430	15,109
Manufacture of basic iron and steel.....	3	7,569	6,383	726	430	15,109
MANUFACTURE OF FABRICATED METAL PRODUCTS EXCEPT MACHINERY AND EQUIPMENT .....	33	7,954	6,919	1,194	595	16,663
Manufacture of structural metal products, tanks, reservoirs and containers of metal .....	23	6,143	2,438	627	237	9,445
Manufacture of cutlery, hand tools and general hardware .....	5	1,105	1,833	483	240	3,661
Manufacture of other fabricated metal products .....	5	706	2,648	84	118	3,556
MANUFACTURE OF MACHINERY AND EQUIPMENT N.E.C. ....	18	2,616	2,059	227	189	5,091
Manufacture of pumps, compressors, taps and valves....	-	-	-	-	-	-
Manufacture of ovens, furnaces and furnace burners....	4	238	83	73	17	410
Manufacture of other general purpose machinery.....	3	723	305	-	39	1,067
Manufacture of machinery for food and beverage processing .....	10	1,656	1,669	154	132	3,610
Manufacture of accumulators, primary cells and and primary batteries .....	1	-	3	-	1	4
MANUFACTURE OF MOTOR VEHICLES, TRAILERS & SEMI-TRAILERS.	8	22,906	17,884	1,917	1,419	44,125
Manufacture of bodies for motor vehicles.....	6	22,631	14,715	1,892	1,419	40,656
Manufacture of parts and accessories for motor vehicles and their engines.....	2	275	3,169	25	-	3,469
MANUFACTURE OF FURNITURE; MANUFACTURING N.E.C. ....	104	51,078	31,278	9,483	3,403	95,243
Manufacture of furniture; manufacturing n.e.c.....	104	51,078	31,278	9,483	3,403	95,243
T O T A L .....	574	457,617	639,305	113,077	42,793	1,252,792

FIXED ASSETS BY SIZE OF PERSONS ENGAGED AND INDUSTRIAL GROUP  
PUBLIC AND PRIVATE - 1997/98 (1990 E.F.Y.)

TABLE 4.47

( IN '000 BIRR)

INDUSTRIAL GROUP	SIZE - GROUP			
	10 - 19	20 - 49	50 & OVER	TOTAL
MANUFACTURE OF FOOD PRODUCTS AND BEVERAGES.....	36,857	36,630	779,534	853,021
Production, processing and preserving of meat, fruit and vegetables .....	-	-	134,783	134,783
Manufacture of vegetable and animal oils and fats...	9,754	8,223	80,167	98,144
Manufacture of dairy products .....	-	-	3,323	3,323
Manufacture of grain mill products .....	8,375	15,175	88,948	112,499
Manufacture of prepared animal feeds .....	388	-	875	1,263
Manufacture of bakery products .....	15,407	5,150	45,124	65,681
Manufacture of sugar and sugar confectionery .....	541	403	70,493	71,437
Manufacture of macaroni and spaghetti.....	-	4,304	35,938	40,242
Manufacture of food products n.e.c. ....	2,391	-	38,678	41,069
Distilling, rectifying and blending of spirits .....	-	3,375	7,550	10,924
Manufacture of wines .....	-	-	912	912
Manufacture of malt liquors and malt .....	-	-	145,361	145,361
Manufacture of soft drinks & production of mineral waters .....	-	-	127,383	127,383
MANUFACTURE OF TOBACCO PRODUCTS .....	-	-	3,566	3,566
Manufacture of tobacco products.....	-	-	3,566	3,566
MANUFACTURE OF TEXTILES .....	3,104	3,531	410,958	417,593
Spinning, weaving and finishing of textiles .....	2,294	637	379,033	381,965
Manufacture of cordage, rope, twine and netting ....	-	-	31,925	31,925
Knitting mills .....	810	2,893	-	3,703
MANUFACTURE OF WEARING APPAREL, EXCEPT FUR APPAREL....	1,671	2,306	56,539	60,516
Manufacture of wearing apparel except fur apparel...	1,671	2,306	56,539	60,516
TANNING AND DRESSING OF LEATHER; MANUFACTURE OF FOOTWEAR, LUGGAGE AND HANDBAGS .....	9,802	55,213	173,223	238,237
Tanning and dressing of leather, luggage and handbags	-	-	137,687	137,687
Manufacture of footwear.....	9,802	55,213	35,536	100,551
MANUFACTURE OF WOOD AND OF PRODUCTS OF WOOD AND CORK, EXCEPT FURNITURE .....	365	948	4,936	6,250
Manufacture of wood and of products of wood and cork, except furniture.....	365	948	4,936	6,250
MANUFACTURE OF PAPER, PAPER PRODUCTS AND PRINTING.....	15,895	15,066	74,576	105,537
Manufacture of paper and paper products.....	13,228	395	30,048	43,671
Publishing and printing services.....	2,666	14,671	44,528	61,865
MANUFACTURE OF CHEMICALS AND CHEMICAL PRODUCTS.....	3,048	22,522	349,154	374,725
Manufacture of basic chemicals, except fertilizers and nitrogen compounds.....	-	-	166,874	166,874
Manufacture of paints, varnishes and mastics .....	477	9,569	27,019	37,065

FIXED ASSETS BY SIZE OF PERSONS ENGAGED AND INDUSTRIAL GROUP  
PUBLIC AND PRIVATE - 1997/98 (1990 E.F.Y.)

( IN '000 BIRR)

TABLE 4.47(Contd..)

INDUSTRIAL GROUP	SIZE - GROUP			
	10 - 19	20 - 49	50 & OVER	TOTAL
Manufacture of pharmaceuticals, medicinal chemicals and botanical products.....	-	2,053	96,822	98,874
Manufacture of soap and detergents cleaning and polishing, perfumes and toilet preparations.....	2,336 236	4,485 6,415	56,077 2,362	62,898 9,013
Manufacture of chemical products n.e.c. ....	7,320	40,027	240,519	287,866
MANUFACTURE OF RUBBER AND PLASTIC PRODUCTS.....	257	1,010	181,709	182,977
Manufacture of rubber products.....	7,063	39,017	58,810	104,889
Manufacture of plastic products.....				
MANUFACTURE OF OTHER NON-METALLIC MINERAL PRODUCTS ...	8,893	5,698	442,294	456,885
Manufacture of glass and glass products.....	-	-	23,290	23,290
Manufacture of structural clay products .....	101	13	1,793	1,907
Manufacture of cement, lime and plaster .....	545	2,549	171,062	174,156
Manufacture of articles of concrete, cement and plaster .....	6,609	2,979	27,564	37,152
Manufacture of non-metallic mineral products n.e.c....	1,638	157	218,586	220,381
MANUFACTURE OF BASIC IRON AND STEEL.....	564	14,545	19,120	34,228
Manufacture of basic iron and steel.....	564	14,545	19,120	34,228
MANUFACTURE OF FABRICATED METAL PRODUCTS EXCEPT MACHINERY AND EQUIPMENT .....	8,364	4,962	92,936	106,262
Manufacture of structural metal products, tanks, reservoirs and containers of metal .....	4,337	2,184	2,924	9,445
Manufacture of cutlery, hand tools and general hardware .....	3,589 438	72 2,706	2,069 87,942	5,731 91,086
Manufacture of other fabricated metal products .....	1,939	3,152	355	5,447
MANUFACTURE OF MACHINERY AND EQUIPMENT N.E.C. ....	-	-	-	410
Manufacture of pumps, compressors, taps and valves..	343	67	-	1,067
Manufacture of ovens, furnaces and furnace burners....	1,067	-	-	-
Manufacture of other general purpose machinery.....				3,610
Manufacture of machinery for food and beverage processing .....	525	3,085	-	3,610
Manufacture of accumulators, primary cells and and primary batteries .....	4	-	355	360
MANUFACTURE OF MOTOR VEHICLES, TRAILERS & SEMI-TRAILERS	3,773	6,712	55,823	66,308
Manufacture of bodies for motor vehicles.....	3,293	3,722	55,823	62,838
Manufacture of parts and accessories for motor vehicles and their engines.....	480	2,990	-	3,469
MANUFACTURE OF FURNITURE; MANUFACTURING N.E.C. ....	12,299	13,786	77,600	103,685
Manufacture of furniture; manufacturing n.e.c.....	12,299	13,786	77,600	103,685
T O T A L	113,895	225,098	2,781,133	3,120,126

FIXED ASSETS BY SIZE OF PERSONS ENGAGED AND INDUSTRIAL GROUP  
PUBLIC - 1997/98 (1990 E.F.Y.)

TABLE 4.48

( IN '000 BIRR)

INDUSTRIAL GROUP	SIZE - GROUP			
	10 - 19	20 - 49	50 & OVER	TOTAL
MANUFACTURE OF FOOD PRODUCTS AND BEVERAGES.....	-	356	444,327	444,683
Production, processing and preserving of meat, fruit and vegetables .....	-	-	12,399	12,399
Manufacture of vegetable and animal oils and fats...	-	319	63,565	63,885
Manufacture of dairy products .....	-	-	3,323	3,323
Manufacture of grain mill products .....	-	-	30,530	30,530
Manufacture of prepared animal feeds .....	-	-	875	875
Manufacture of bakery products .....	-	-	38,923	38,923
Manufacture of sugar and sugar confectionery .....	-	37	70,493	70,530
Manufacture of macaroni and spaghetti.....	-	-	35,938	35,938
Manufacture of food products n.e.c. ....	-	-	11,121	11,121
Distilling, rectifying and blending of spirits .....	-	-	7,550	7,550
Manufacture of wines .....	-	-	912	912
Manufacture of malt liquors and malt .....	-	-	145,361	145,361
Manufacture of soft drinks & production of mineral waters .....	-	-	23,337	23,337
MANUFACTURE OF TOBACCO PRODUCTS .....	-	-	3,566	3,566
Manufacture of tobacco products.....	-	-	3,566	3,566
MANUFACTURE OF TEXTILES .....	107	91	410,002	410,200
Spinning, weaving and finishing of textiles .....	107	91	378,077	378,275
Manufacture of cordage, rope, twine and netting ....	-	-	31,925	31,925
Knitting mills .....	-	-	-	-
MANUFACTURE OF WEARING APPAREL, EXCEPT FUR APPAREL....	-	-	3,009	3,009
Manufacture of wearing apparel except fur apparel....	-	-	3,009	3,009
TANNING AND DRESSING OF LEATHER; MANUFACTURE OF FOOTWEAR, LUGGAGE AND HANDBAGS .....	-	-	23,393	23,393
Tanning and dressing of leather, luggage and handbags	-	-	16,650	16,650
Manufacture of footwear.....	-	-	6,743	6,743
MANUFACTURE OF WOOD AND OF PRODUCTS OF WOOD AND CORK, EXCEPT FURNITURE .....	-	395	4,936	5,331
Manufacture of wood and of products of wood and cork, except furniture.....	-	395	4,936	5,331
MANUFACTURE OF PAPER, PAPER PRODUCTS AND PRINTING.....	-	-	45,504	45,504
Manufacture of paper and paper products.....	-	-	13,296	13,296
Publishing and printing services.....	-	-	32,209	32,209
MANUFACTURE OF CHEMICALS AND CHEMICAL PRODUCTS.....	-	410	195,672	196,082
Manufacture of basic chemicals, except fertilizers and nitrogen compounds.....	-	-	166,874	166,874
Manufacture of paints, varnishes and mastics .....	-	-	6,727	6,727

TABLE 4.48(Contd..)

INDUSTRIAL GROUP	SIZE - GROUP			
	10 - 19	20 - 49	50 & OVER	TOTAL
Manufacture of pharmaceuticals, medicinal chemicals and botanical products.....	-	-	17,331	17,331
Manufacture of soap and detergents cleaning and polishing, perfumes and toilet preparations.....	-	-	2,377	2,377
Manufacture of chemical products n.e.c. ....	-	410	2,362	2,773
MANUFACTURE OF RUBBER AND PLASTIC PRODUCTS.....	-	-	195,071	195,071
Manufacture of rubber products.....	-	-	180,208	180,208
Manufacture of plastic products.....	-	-	14,863	14,863
MANUFACTURE OF OTHER NON-METALLIC MINERAL PRODUCTS ...	8	2,549	398,239	400,795
Manufacture of glass and glass products.....	-	-	22,611	22,611
Manufacture of structural clay products .....	-	-	1,793	1,793
Manufacture of cement, lime and plaster .....	-	2,549	171,062	173,611
Manufacture of articles of concrete, cement and plaster .....	8	-	6,822	6,830
Manufacture of non-metallic mineral products n.e.c..	-	-	195,951	195,951
MANUFACTURE OF BASIC IRON AND STEEL.....	-	-	19,120	19,120
Manufacture of basic iron and steel.....	-	-	19,120	19,120
MANUFACTURE OF FABRICATED METAL PRODUCTS EXCEPT MACHINERY AND EQUIPMENT .....	-	-	89,599	89,599
Manufacture of structural metal products, tanks, reservoirs and containers of metal .....	-	-	-	-
Manufacture of cutlery, hand tools and general hardware .....	-	-	2,069	2,069
Manufacture of other fabricated metal products .....	-	-	87,530	87,530
MANUFACTURE OF MACHINERY AND EQUIPMENT N.E.C. ....	-	-	355	355
Manufacture of pumps, compressors, taps and valves..	-	-	-	-
Manufacture of ovens, furnaces and furnace burners..	-	-	-	-
Manufacture of other general purpose machinery.....	-	-	-	-
Manufacture of machinery for food and beverage processing .....	-	-	-	-
Manufacture of accumulators, primary cells and and primary batteries .....	-	-	355	355
MANUFACTURE OF MOTOR VEHICLES, TRAILERS & SEMI-TRAILERS	-	-	22,182	22,182
Manufacture of bodies for motor vehicles.....	-	-	22,182	22,182
Manufacture of parts and accessories for motor vehicles and their engines.....	-	-	-	-
MANUFACTURE OF FURNITURE; MANUFACTURING N.E.C. ....	147	2,940	5,355	8,442
Manufacture of furniture; manufacturing n.e.c.....	147	2,940	5,355	8,442
T O T A L	261	6,742	1,860,331	1,867,334

FIXED ASSETS BY SIZE OF PERSONS ENGAGED AND INDUSTRIAL GROUP  
PRIVATE - 1997/98 (1990 E.F.Y.)

TABLE 4.49

( IN '000 BIRR)

INDUSTRIAL GROUP	SIZE - GROUP			
	10 - 19	20 - 49	50 & OVER	TOTAL
MANUFACTURE OF FOOD PRODUCTS AND BEVERAGES.....	36,857	36,274	335,207	408,338
Production, processing and preserving of meat, fruit and vegetables .....	-	-	122,384	122,384
Manufacture of vegetable and animal oils and fats...	9,754	7,904	16,601	34,259
Manufacture of dairy products .....	-	-	-	-
Manufacture of grain mill products .....	8,375	15,175	58,418	81,969
Manufacture of prepared animal feeds .....	388	-	-	388
Manufacture of bakery products .....	15,407	5,150	6,201	26,758
Manufacture of sugar and sugar confectionery .....	541	366	-	908
Manufacture of macaroni and spaghetti.....	-	4,304	-	4,304
Manufacture of food products n.e.c. ....	2,391	-	27,557	29,948
Distilling, rectifying and blending of spirits .....	-	3,375	-	3,375
Manufacture of wines .....	-	-	-	-
Manufacture of malt liquors and malt .....	-	-	-	-
Manufacture of soft drinks & production of mineral waters .....	-	-	104,046	104,046
MANUFACTURE OF TOBACCO PRODUCTS .....	-	-	-	-
Manufacture of tobacco products.....	-	-	-	-
MANUFACTURE OF TEXTILES .....	2,997	3,440	956	7,393
Spinning, weaving and finishing of textiles .....	2,187	546	956	3,690
Manufacture of cordage, rope, twine and netting .....	-	-	-	-
Knitting mills .....	810	2,893	-	3,703
MANUFACTURE OF WEARING APPAREL, EXCEPT FUR APPAREL....	1,671	2,306	53,530	57,507
Manufacture of wearing apparel except fur apparel....	1,671	2,306	53,530	57,507
TANNING AND DRESSING OF LEATHER; MANUFACTURE OF FOOTWEAR, LUGGAGE AND HANDBAGS .....	9,802	55,213	149,830	214,845
Tanning and dressing of leather, luggage and handbags	-	-	121,037	121,037
Manufacture of footwear.....	9,802	55,213	28,793	93,808
MANUFACTURE OF WOOD AND OF PRODUCTS OF WOOD AND CORK, EXCEPT FURNITURE .....	365	553	-	918
Manufacture of wood and of products of wood and cork, except furniture.....	365	553	-	918
MANUFACTURE OF PAPER, PAPER PRODUCTS AND PRINTING.....	15,895	15,066	29,072	60,032
Manufacture of paper and paper products.....	13,228	395	16,753	30,376
Publishing and printing services.....	2,666	14,671	12,319	29,657
MANUFACTURE OF CHEMICALS AND CHEMICAL PRODUCTS.....	3,048	22,112	153,482	178,642
Manufacture of basic chemicals, except fertilizers and nitrogen compounds.....	-	-	-	-
Manufacture of paints, varnishes and mastics .....	477	9,569	20,292	30,338

FIXED ASSETS BY SIZE OF PERSONS ENGAGED AND INDUSTRIAL GROUP  
PRIVATE - 1997/98 (1999 E.F.Y.)

( IN '000 BIRR)

TABLE 4.49(Contd..)

INDUSTRIAL GROUP	SIZE - GROUP			
	10 - 19	20 - 49	50 & OVER	TOTAL
Manufacture of pharmaceuticals, medicinal chemicals and botanical products.....	-	2,053	79,490	81,543
Manufacture of soap and detergents cleaning and polishing, perfumes and toilet preparations.....	2,336	4,485	53,700	60,521
Manufacture of chemical products n.e.c. ....	236	6,005	-	6,241
MANUFACTURE OF RUBBER AND PLASTIC PRODUCTS.....	7,320	40,027	45,448	92,795
Manufacture of rubber products.....	257	1,010	1,501	2,768
Manufacture of plastic products.....	7,063	39,017	43,947	90,027
MANUFACTURE OF OTHER NON-METALLIC MINERAL PRODUCTS ...	8,885	3,149	44,056	56,090
Manufacture of glass and glass products.....	-	-	679	679
Manufacture of structural clay products .....	101	13	-	113
Manufacture of cement, lime and plaster .....	545	-	-	545
Manufacture of articles of concrete, cement and plaster .....	6,601	2,979	20,742	30,322
Manufacture of non-metallic mineral products n.e.c. ....	1,638	157	22,635	24,430
MANUFACTURE OF BASIC IRON AND STEEL.....	564	14,545	-	15,109
Manufacture of basic iron and steel.....	564	14,545	-	15,109
MANUFACTURE OF FABRICATED METAL PRODUCTS EXCEPT MACHINERY AND EQUIPMENT .....	8,364	4,962	3,336	16,663
Manufacture of structural metal products, tanks, reservoirs and containers of metal .....	4,337	2,184	2,924	9,445
Manufacture of cutlery, hand tools and general hardware .....	3,589	72	-	3,661
Manufacture of other fabricated metal products .....	438	2,706	412	3,556
MANUFACTURE OF MACHINERY AND EQUIPMENT N.E.C. ....	1,939	3,152	-	5,091
Manufacture of pumps, compressors, taps and valves..	-	-	-	410
Manufacture of ovens, furnaces and furnace burners..	343	67	-	1,067
Manufacture of other general purpose machinery.....	1,067	-	-	-
Manufacture of machinery for food and beverage processing .....	525	3,085	-	3,610
Manufacture of accumulators, primary cells and and primary batteries .....	4	-	-	4
MANUFACTURE OF MOTOR VEHICLES, TRAILERS & SEMI-TRAILERS	3,773	6,712	33,641	44,125
Manufacture of bodies for motor vehicles.....	3,293	3,722	33,641	40,656
Manufacture of parts and accessories for motor vehicles and their engines.....	480	2,990	-	3,469
MANUFACTURE OF FURNITURE; MANUFACTURING N.E.C. ....	12,152	10,846	72,245	95,243
Manufacture of furniture; manufacturing n.e.c.....	12,152	10,846	72,245	95,243
T O T A L	113,633	218,357	920,802	1,252,792

INVESTMENT IN FIXED ASSETS OF REPORTING ESTABLISHMENTS\* BY SOURCE AND  
INDUSTRIAL GROUP-PUBLIC AND PRIVATE - 1997/98 (1990 E.F.Y.)

TABLE 4.50

(IN '000 BIRR)

INDUSTRIAL GROUP 1	DOMESTIC SOURCE				FOREIGN SOURCE 6	GRAND TOTAL 7=(5+6)
	OWN FUND	BANK LOAN	OTHERS	TOTAL		
	2	3	4	5=(2+3+4)		
MANUFACTURE OF FOOD PRODUCTS AND BEVERAGES.....	102,974	51,327	29,279	183,580	-	183,580
MANUFACTURE OF TOBACCO PRODUCTS .....	276	-	-	276	-	276
MANUFACTURE OF TEXTILES .....	7,455	6,283	-	13,737	20,226	33,964
MANUFACTURE OF WEARING APPAREL, EXCEPT FUR APPAREL....	1,096	101	1,003	2,200	-	2,200
TANNING AND DRESSING OF LEATHER; MANUFACTURE OF FOOTWEAR, LUGGAGE AND HANDBAGS .....	14,338	14,290	2,158	30,786	-	30,786
MANUFACTURE OF WOOD AND OF PRODUCTS OF WOOD AND CORK, EXCEPT FURNITURE .....	1,136	-	-	1,136	-	1,136
MANUFACTURE OF PAPER, PAPER PRODUCTS AND PRINTING .....	15,318	1,151	-	16,469	-	16,469
MANUFACTURE OF CHEMICALS AND CHEMICAL PRODUCTS.....	47,437	3,907	305	51,648	-	51,648
MANUFACTURE OF RUBBER AND PLASTIC PRODUCTS.....	19,444	615	1,320	21,379	-	21,379
MANUFACTURE OF OTHER NON-METALLIC MINERAL PRODUCTS ...	23,178	305	-	23,483	-	23,483
MANUFACTURE OF BASIC IRON AND STEEL.....	13,456	-	-	13,456	-	13,456
MANUFACTURE OF FABRICATED METAL PRODUCTS EXCEPT MACHINERY AND EQUIPMENT .....	4,047	-	1,666	5,713	-	5,713
MANUFACTURE OF MACHINERY AND EQUIPMENT N.E.C. ....	48	248	-	295	-	295
MANUFACTURE OF MOTOR VEHICLES, TRAILERS & SEMI-TRAILERS	10,300	3,785	-	14,085	-	14,085
MANUFACTURE OF FURNITURE; MANUFACTURING N.E.C. ....	5,235	219	241	5,695	-	5,695
T O T A L	265,735	82,230	35,972	383,937	20,226	404,163

\* 325 ESTABLISHMENTS

QUANTITY OF MAJOR RAW MATERIALS CONSUMED FOR REPORTING ESTABLISHMENTS  
BY INDUSTRIAL GROUP - PUBLIC AND PRIVATE  
1997/98 (1990 E.F.Y.)

TABLE 4.51

INDUSTRIAL GROUP	DESCRIPTION OF ARTICLES	UNIT	QUANTITY OF MAJOR RAW MATERIALS CONSUMED		
			LOCAL	IMPORTED	TOTAL
FOOD AND BEVERAGE	MEAT-----	TONS	290	-	290
	PULSES-----	TONS	960	-	960
	VEGETABLES-----	TONS	6,240	-	6,240
	EDIBLE OIL-----	TONS	200	7	207
	FLOUR-----	TONS	38,014	1,023	39,037
	WHEAT (UNMILLED)-----	TONS	136,604	7,806	144,410
	MAIZE (UNMILLED)-----	TONS	3,823	-	3,823
	MILK (RAW)-----	H.L.	46,310	-	46,310
	MILK (POWDER)-----	TONS	27	92	119
	OIL SEEDS-----	TONS	46,326	-	46,326
	ORANGE-----	TONS	563	-	563
	SUGAR CANE-----	('000 TONS)	1,540	-	1,540
	SUGAR-----	TONS	11,983	-	11,983
	GLUCOSE-----	TONS	-	424	424
	COFFEE (UNMILLED)-----	TONS	42	-	42
	TEA LEAVES-----	TONS	47,368	-	47,368
	ALCOHOL-----	H.L.	11,953	-	11,953
	CARBON DIOXIDE-----	TONS	967	-	967
	ESSENCE-----	TONS	-	348	348
	GRAPES AND RAISINS-----	TONS	204	49	253
	HOPS-----	TONS	-	60	60
	MALT-----	TONS	12,837	1,225	14,062
	MOLASSES-----	TONS	8,738	-	8,738
	BARLEY-----	TONS	17,752	-	17,752
YEAST-----	TONS	11	58	69	
TOBACCO	TOBACCO LEAVES-----	TONS	1,254	675	1,929
TEXTILES	RAW COTTON-----	TONS	15,889	-	15,889
	COTTON YARN-----	TONS	512	435	947
	FABRICS-----	('000 M)	1,004	55	1,059
	FIBRE (POLYESTER)-----	TONS	1	291	292
	FIBRE (ACRYLIC)-----	TONS	-	167	167
	JUTE (FIBRE)-----	TONS	-	7,680	7,680
	SISAL (LEAVES)-----	CUB. M.	5,373	-	5,373
	WOOL (WASTE)-----	TONS	-	2,318	2,318
	ACRYLIC (YARN)-----	TONS	31	831	862
	COTTON (LINT)-----	TONS	12,130	-	12,130
	NYLON YARN-----	TONS	1	348	349
	CHEMICAL DYESTAFF-----	TONS	291	1,618	1,909
LEATHER AND FOOTWEAR	SHEEP AND GOAT SKIN-----	('000 PCS)	12,847	-	12,847
	HIDES AND SKINS-----	TONS	4,251	-	4,251
	LEATHER UPPER-----	('000 SQ. FT)	3,638	-	3,638
	LEATHER LINING-----	('000 SQ. FT)	1,273	-	1,273
	LEATHER GARMENT-----	SQ. FT.	413,901	-	413,901
	PLASTIC SOLE-----	PAIRS	439,840	139,089	578,929
	P.V.C FOR SOLE-----	TONS	231	2,738	2,969
	CHEMICALS-----	TONS	5,591	3,461	9,052

**QUANTITY OF MAJOR RAW MATERIALS CONSUMED FOR REPORTING ESTABLISHMENTS  
BY INDUSTRIAL GROUP - PUBLIC AND PRIVATE  
1997/98 (1990 E.F.Y.)**

TABLE 4.51 (Contd..)

INDUSTRIAL GROUP	DESCRIPTION OF ARTICLES	UNIT	QUANTITY OF MAJOR RAW MATERIALS CONSUMED		
			LOCAL	IMPORTED	TOTAL
	LOG-----	CUB. M	30,780	-	30,780
	PLUNK-----	CUB.M	604	-	604
PAPER AND PRINTING	PULP-----	TONS	-	6,475	6,475
	BOXING PAPER-----	TONS	-	1,872	1,872
	WASTE PAPER-----	TONS	4,046	-	4,046
	CHEMICALS-----	TONS	1	1,788	1,789
	PAPER-----	TONS	1,018	17,103	18,121
CHEMICAL	CAUSTIC SODA-----	TONS	2,504	716	3,220
	NATURAL AND SYNTHETIC RUBBER	TONS	71	4,259	4,330
	SODIUM COMPOUND-----	TONS	885	947	1,832
	TALLOW-----	TONS	1,013	3,879	4,892
	PARAFFINE WAX-----	TONS	-	1,257	1,257
	RESINE-----	TONS	1,396	279	1,675
	FATTY ACID-----	TONS	458	1,825	2,283
	POLYTHELENE-----	TONS	-	4,203	4,203
	COPPER(ELECRIC WIRE)-----	TONS	-	163	163
	PETROLEUM JELLY(VASELINE)---	TONS	-	85	85
	PARAFFINE-----	TONS	8	289	297
	POLYETHER POLYOL-----	KG	-	998	998
	T.D.I(TOLUERE ISOLYANTE)----	KG	-	501	501
	TIN CATALYST	KG	-	2	2
NON-METAL	CEMENT-----	TONS	23,313	47	23,360
	CLAY-----	CUB. M	135,244	-	135,244
	GRAVEL-----	CUB.M	22,283	-	22,283
	GYPSPUM-----	TONS	100,611	-	100,611
	LIME STONE-----	TONS	604,978	-	604,978
	MARBLE-----	TONS	18,157	-	18,157
	PUMICE-----	CUB.M	343,901	-	343,901
	SAND-----	CUB.M	118,478	-	118,478
	SILICA SAND-----	TONS	5,711	-	5,711
	SODA ASH-----	TONS	1,485	-	1,485
	STONE(FOR GRAVEL)	CUB.M	29,949	-	29,949
METAL	ALUMINIUM-----	TONS	6	223	229
	CROWN TIN PLATE	( '000 SHEETS)	-	2,696	2,696
	GALVANIZED COILS-----	TONS	-	10,294	10,294
	IRON SCARP-----	TONS	406	-	406
	STEEL SHEETS-----	TONS	210	24,934	25,144
	WIRE ROD-----	TONS	5	2,849	2,854
	ZINC-----	TONS	-	1,691	1,691
	IRON (BILLET)-----	TONS	-	2,421	2,421
	PIG IRON	TONS	-	72	72
	IRON BARS-----	TONS	-	131	131
CHEMICALS FOR METAL-----	TONS	1	78	79	
FURNITURE	CHIPWOOD-----	PCS.	18,115	9,092	27,207
	FORMICA-----	PCS.	1,792	9,184	10,976
	LOG-----	CUB. M	106	-	106
	PLYWOOD-----	PCS.	34,203	32,450	66,653
	VENEER-----	SQ.M	27,597	56,740	84,337
	PLUNK-----	CUB.M	84,074	252	84,326

**COST OF RAW MATERIALS, ENERGY CONSUMED AND PAYMENTS FOR INDUSTRIAL AND NON-INDUSTRIAL SERVICES RENDERED BY INDUSTRIAL GROUP - PUBLIC AND PRIVATE**  
1997/98 (1990 E.F.Y.)

IN ('000 BIRR)

TABLE 4.52

INDUSTRIAL GROUP	NO. OF ESTAB	COST OF RAW MATERIALS CONSUMED			COST OF ENERGY CONSUMED	PAYMENTS FOR INDUSTRIAL SERVICE	TOTAL INDUSTRIAL COST	TRANS-PORT COST	PAYMENTS FOR NON-INDUSTRIAL SERVICE	TOTAL INDUSTRIAL AND NON-INDUSTRIAL COST
		LOCAL	IMPORTED	TOTAL						
<b>MANUFACTURE OF FOOD PRODUCTS AND BEVERAGES.....</b>	<b>224</b>	<b>756,716</b>	<b>170,865</b>	<b>927,582</b>	<b>55,522</b>	<b>33,263</b>	<b>1,016,366</b>	<b>44,743</b>	<b>104,891</b>	<b>1,166,001</b>
Production, processing and preserving of meat, fruit and vegetables .....	10	12,569	10,549	23,118	1,531	1,119	25,768	2,094	4,312	32,174
Manufacture of vegetable and animal oils and fats...	32	60,107	1,198	61,305	4,666	1,283	67,253	2,026	6,295	75,574
Manufacture of dairy products .....	1	5,394	563	5,957	506	5	6,468	432	754	7,653
Manufacture of grain mill products .....	39	261,114	16,865	277,978	7,253	3,639	288,870	8,140	9,914	306,925
Manufacture of prepared animal feeds .....	4	1,957	182	2,139	48	66	2,253	348	244	2,844
Manufacture of bakery products .....	89	84,217	19,368	103,585	5,246	1,923	110,755	1,279	3,319	115,352
Manufacture of sugar and sugar confectionery .....	8	92,106	36,135	128,241	7,759	89	136,089	5,426	11,715	153,229
Manufacture of macaroni and spaghetti.....	4	26,704	5,886	32,590	1,845	139	34,574	532	2,549	37,655
Manufacture of food products n.e.c. ....	11	56,151	1,876	58,026	3,137	811	61,975	1,457	7,367	70,799
Distilling, rectifying and blending of spirits .....	10	19,579	2,462	22,041	2,126	999	25,166	2,071	3,200	30,436
Manufacture of wines .....	3	2,627	3,123	5,751	72	107	5,930	1,053	897	7,879
Manufacture of malt liquors and malt .....	5	83,574	18,774	102,348	17,111	15,288	134,747	7,697	14,497	156,942
Manufacture of soft drinks & production of mineral waters .....	8	50,619	53,886	104,505	4,221	7,794	116,520	12,189	39,829	168,538
<b>MANUFACTURE OF TOBACCO PRODUCTS .....</b>	<b>1</b>	<b>16,697</b>	<b>44,516</b>	<b>61,212</b>	<b>631</b>	<b>4,549</b>	<b>66,393</b>	<b>1,022</b>	<b>2,696</b>	<b>70,111</b>
Manufacture of tobacco products.....	1	16,697	44,516	61,212	631	4,549	66,393	1,022	2,696	70,111
<b>MANUFACTURE OF TEXTILES .....</b>	<b>33</b>	<b>205,707</b>	<b>114,169</b>	<b>319,876</b>	<b>49,237</b>	<b>7,548</b>	<b>376,661</b>	<b>5,608</b>	<b>19,780</b>	<b>402,048</b>
Spinning, weaving and finishing of textiles .....	22	202,207	89,040	291,248	47,982	5,807	345,036	4,695	17,075	366,805
Manufacture of cordage, rope, twine and netting .....	2	2,727	24,070	26,797	1,158	1,707	29,662	868	2,449	32,979
Knitting mills .....	9	773	1,058	1,832	98	34	1,963	45	257	2,264
<b>MANUFACTURE OF WEARING APPAREL, EXCEPT FUR APPAREL.....</b>	<b>26</b>	<b>19,119</b>	<b>15,050</b>	<b>34,169</b>	<b>1,455</b>	<b>853</b>	<b>36,477</b>	<b>1,465</b>	<b>5,136</b>	<b>43,078</b>
Manufacture of wearing apparel except fur apparel....	26	19,119	15,050	34,169	1,455	853	36,477	1,465	5,136	43,078
<b>TANNING AND DRESSING OF LEATHER; MANUFACTURE OF FOOTWEAR, LUGGAGE AND HANDBAGS .....</b>	<b>57</b>	<b>376,733</b>	<b>91,546</b>	<b>468,279</b>	<b>7,426</b>	<b>9,426</b>	<b>485,132</b>	<b>9,781</b>	<b>22,176</b>	<b>517,089</b>
Tanning and dressing of leather, luggage and handbags .....	11	326,794	42,913	369,706	4,703	3,518	377,927	8,498	16,891	403,316
Manufacture of footwear.....	46	49,940	48,633	98,573	2,723	5,909	107,205	1,283	5,285	113,773
<b>MANUFACTURE OF WOOD AND OF PRODUCTS OF WOOD AND CORK, EXCEPT FURNITURE .....</b>	<b>16</b>	<b>5,819</b>	<b>6,747</b>	<b>12,566</b>	<b>3,230</b>	<b>655</b>	<b>16,451</b>	<b>2,349</b>	<b>1,347</b>	<b>20,147</b>
Manufacture of wood and of products of wood and cork, except furniture.....	16	5,819	6,747	12,566	3,230	655	16,451	2,349	1,347	20,147
<b>MANUFACTURE OF PAPER, PAPER PRODUCTS AND PRINTING.....</b>	<b>53</b>	<b>41,334</b>	<b>90,598</b>	<b>131,932</b>	<b>11,468</b>	<b>9,028</b>	<b>152,428</b>	<b>2,159</b>	<b>12,163</b>	<b>166,749</b>
Manufacture of paper and paper products.....	8	10,351	53,514	63,865	10,187	2,763	76,815	725	3,877	81,417
Publishing and printing services.....	45	30,983	37,084	68,067	1,281	6,265	75,613	1,433	8,285	85,332
<b>MANUFACTURE OF CHEMICALS AND CHEMICAL PRODUCTS.....</b>	<b>43</b>	<b>61,033</b>	<b>169,074</b>	<b>230,108</b>	<b>8,302</b>	<b>14,386</b>	<b>252,796</b>	<b>3,821</b>	<b>29,479</b>	<b>286,095</b>
Manufacture of basic chemicals, except fertilizers and nitrogen compounds.....	5	5,069	6,275	11,344	3,478	260	15,082	561	15,722	31,365
Manufacture of paints, varnishes and mastics .....	7	33,619	24,042	57,661	267	1,395	59,324	686	3,570	63,580

**COST OF RAW MATERIALS, ENERGY CONSUMED AND PAYMENTS FOR INDUSTRIAL AND NON-INDUSTRIAL SERVICES RENDERED BY INDUSTRIAL GROUP - PUBLIC AND PRIVATE**  
1997/98 (1990 E.F.Y.)

TABLE 4.52 (Contd..)

IN ('000 BIRR)

INDUSTRIAL GROUP	NO. OF ESTAB	COST OF RAW MATERIALS			COST OF ENERGY CONSUMED	PAYMENTS FOR INDUSTRIAL SERVICE	TOTAL INDUSTRIAL COST	TRANS-PORT COST	PAYMENTS FOR NON-INDUSTRIAL SERVICE	TOTAL INDUSTRIAL AND NON-INDUSTRIAL COST
		CONSUMED								
		LOCAL	IMPORTED	TOTAL						
Manufacture of pharmaceuticals, medicinal chemicals and botanical products.....	4	1,634	77,890	79,524	2,270	140	81,935	715	2,301	84,951
Manufacture of soap and detergents cleaning and polishing, perfumes and toilet preparations.....	22	19,234	50,884	70,119	2,130	11,131	83,379	1,548	6,643	91,570
Manufacture of chemical products n.e.c. ....	5	1,477	9,983	11,460	157	1,460	13,076	310	1,243	14,629
<b>MANUFACTURE OF RUBBER AND PLASTIC PRODUCTS.....</b>	<b>26</b>	<b>10,856</b>	<b>153,743</b>	<b>164,599</b>	<b>13,305</b>	<b>9,647</b>	<b>187,551</b>	<b>2,825</b>	<b>13,281</b>	<b>203,657</b>
Manufacture of rubber products.....	5	315	79,276	79,591	9,625	7,820	97,035	1,709	6,850	105,594
Manufacture of plastic products.....	21	10,541	74,468	85,008	3,680	1,828	90,516	1,116	6,431	98,063
<b>MANUFACTURE OF OTHER NON-METALLIC MINERAL PRODUCTS ...</b>	<b>87</b>	<b>84,029</b>	<b>47,529</b>	<b>131,558</b>	<b>135,332</b>	<b>2,803</b>	<b>269,694</b>	<b>18,035</b>	<b>21,074</b>	<b>308,803</b>
Manufacture of glass and glass products.....	3	3,148	1,688	4,836	4,037	422	9,295	1,421	4,233	14,948
Manufacture of structural clay products .....	5	292	5	297	5,309	223	5,828	489	886	7,203
Manufacture of cement, lime and plaster .....	9	36,809	33,356	70,165	120,470	289	190,925	9,059	6,373	206,357
Manufacture of articles of concrete, cement and plaster .....	60	20,973	1,555	22,528	1,304	1,201	25,032	3,235	3,188	31,455
Manufacture of non-metallic mineral products n.e.c..	10	22,807	10,926	33,733	4,212	669	38,614	3,832	6,394	48,840
<b>MANUFACTURE OF BASIC IRON AND STEEL.....</b>	<b>6</b>	<b>1,963</b>	<b>195,655</b>	<b>197,618</b>	<b>4,949</b>	<b>1,578</b>	<b>204,145</b>	<b>1,663</b>	<b>5,048</b>	<b>210,856</b>
Manufacture of basic iron and steel.....	6	1,963	195,655	197,618	4,949	1,578	204,145	1,663	5,048	210,856
<b>MANUFACTURE OF FABRICATED METAL PRODUCTS EXCEPT MACHINERY AND EQUIPMENT .....</b>	<b>40</b>	<b>3,641</b>	<b>35,660</b>	<b>39,302</b>	<b>2,777</b>	<b>2,001</b>	<b>44,080</b>	<b>1,859</b>	<b>6,173</b>	<b>52,112</b>
Manufacture of structural metal products, tanks, reservoirs and containers of metal .....	24	1,732	5,704	7,435	188	216	7,839	229	1,489	9,557
Manufacture of cutlery, hand tools and general hardware .....	7	313	5,791	6,104	407	485	6,996	363	871	8,231
Manufacture of other fabricated metal products .....	9	1,596	24,166	25,762	2,182	1,300	29,244	1,267	3,813	34,325
<b>MANUFACTURE OF MACHINERY AND EQUIPMENT N.E.C. ....</b>	<b>20</b>	<b>819</b>	<b>2,726</b>	<b>3,544</b>	<b>132</b>	<b>52</b>	<b>3,728</b>	<b>113</b>	<b>509</b>	<b>4,350</b>
Manufacture of pumps, compressors, taps and valves..	-	-	-	-	-	-	-	-	-	-
Manufacture of ovens, furnaces and furnace burners..	4	199	271	470	12	1	483	30	52	565
Manufacture of other general purpose machinery.....	4	105	34	139	13	4	157	7	24	188
Manufacture of machinery for food and beverage processing .....	10	513	2,024	2,537	72	37	2,645	41	306	2,992
Manufacture of accumulators, primary cells and and primary batteries .....	2	2	397	398	35	10	444	34	127	605
<b>MANUFACTURE OF MOTOR VEHICLES, TRAILERS &amp; SEMI-TRAILERS</b>	<b>12</b>	<b>7,891</b>	<b>94,373</b>	<b>102,264</b>	<b>755</b>	<b>18,841</b>	<b>121,861</b>	<b>2,289</b>	<b>11,690</b>	<b>135,840</b>
Manufacture of bodies for motor vehicles.....	10	7,545	94,274	101,819	716	18,841	121,377	2,283	11,609	135,269
Manufacture of parts and accessories for motor vehicles and their engines.....	2	346	99	445	39	-	484	6	81	571
<b>MANUFACTURE OF FURNITURE; MANUFACTURING N.E.C. ....</b>	<b>118</b>	<b>33,487</b>	<b>16,107</b>	<b>49,595</b>	<b>1,175</b>	<b>4,703</b>	<b>55,473</b>	<b>1,887</b>	<b>7,179</b>	<b>64,539</b>
Manufacture of furniture; manufacturing n.e.c.....	118	33,487	16,107	49,595	1,175	4,703	55,473	1,887	7,179	64,539
<b>T O T A L</b>	<b>762</b>	<b>1,625,844</b>	<b>1,248,360</b>	<b>2,874,203</b>	<b>295,698</b>	<b>119,334</b>	<b>3,289,236</b>	<b>99,619</b>	<b>262,623</b>	<b>3,651,478</b>

TABLE 4.53

INDUSTRIAL GROUP	NO. OF ESTAB	COST OF RAW MATERIALS			COST OF ENERGY CONSUMED	PAYMENTS FOR INDUSTRIAL SERVICE	TOTAL INDUSTRIAL COST	TRANS-PORT COST	PAYMENTS FOR NON-INDUSTRIAL SERVICE	TOTAL INDUSTRIAL AND NON-INDUSTRIAL COST
		CONSUMED								
		LOCAL	IMPORTED	TOTAL						
MANUFACTURE OF FOOD PRODUCTS AND BEVERAGES.....	54	513,065	100,556	613,621	44,756	23,947	682,324	33,037	59,016	774,377
Production, processing and preserving of meat, fruit and vegetables .....	5	8,385	7,043	15,428	1,221	1,082	17,731	1,634	2,161	21,525
Manufacture of vegetable and animal oils and fats...	8	31,776	362	32,138	3,828	1,028	36,994	1,741	5,595	44,330
Manufacture of dairy products .....	1	5,394	563	5,957	506	5	6,468	432	754	7,653
Manufacture of grain mill products .....	10	168,970	11,165	180,135	4,669	1,049	185,853	7,140	5,116	198,109
Manufacture of prepared animal feeds .....	2	1,779	182	1,960	44	64	2,068	340	224	2,632
Manufacture of bakery products .....	5	49,900	13,585	63,485	2,315	1,371	67,171	708	1,670	69,548
Manufacture of sugar and sugar confectionery .....	3	91,230	36,033	127,264	7,720	74	135,058	5,421	11,684	152,163
Manufacture of macaroni and spaghetti.....	3	21,784	5,886	27,670	1,730	111	29,511	519	2,198	32,228
Manufacture of food products n.e.c. ....	3	22,531	1,248	23,779	2,738	329	26,846	1,353	6,688	34,886
Distilling, rectifying and blending of spirits .....	4	15,703	1,835	17,538	2,019	926	20,484	1,551	2,598	24,633
Manufacture of wines .....	3	2,627	3,123	5,751	72	107	5,930	1,053	897	7,879
Manufacture of malt liquors and malt .....	5	83,574	18,774	102,348	17,111	15,288	134,747	7,697	14,497	156,942
Manufacture of soft drinks & production of mineral waters .....	2	9,411	757	10,168	782	2,514	13,464	3,448	4,935	21,846
MANUFACTURE OF TOBACCO PRODUCTS .....	1	16,697	44,516	61,212	631	4,549	66,393	1,022	2,696	70,111
Manufacture of tobacco products.....	1	16,697	44,516	61,212	631	4,549	66,393	1,022	2,696	70,111
MANUFACTURE OF TEXTILES .....	19	195,444	111,461	306,904	49,010	7,408	363,323	5,490	19,192	388,004
Spinning, weaving and finishing of textiles .....	17	192,717	87,391	280,108	47,852	5,701	333,661	4,622	16,743	355,025
Manufacture of cordage, rope, twine and netting .....	2	2,727	24,070	26,797	1,158	1,707	29,662	868	2,449	32,979
Knitting mills .....	-	-	-	-	-	-	-	-	-	-
MANUFACTURE OF WEARING APPAREL, EXCEPT FUR APPAREL.....	4	10,356	4,298	14,654	212	374	15,240	824	2,727	18,791
Manufacture of wearing apparel except fur apparel...	4	10,356	4,298	14,654	212	374	15,240	824	2,727	18,791
TANNING AND DRESSING OF LEATHER; MANUFACTURE OF FOOTWEAR, LUGGAGE AND HANDBAGS .....	7	170,832	36,783	207,614	4,076	2,385	214,075	5,349	12,841	232,265
Tanning and dressing of leather, luggage and handbags .....	4	136,293	25,341	161,634	2,993	2,192	166,820	4,605	9,293	180,718
Manufacture of footwear.....	3	34,539	11,441	45,980	1,082	193	47,255	744	3,548	51,547
MANUFACTURE OF WOOD AND OF PRODUCTS OF WOOD AND CORK, EXCEPT FURNITURE .....	7	5,050	6,691	11,741	3,167	637	15,544	2,292	1,242	19,078
Manufacture of wood and of products of wood and cork, except furniture.....	7	5,050	6,691	11,741	3,167	637	15,544	2,292	1,242	19,078
MANUFACTURE OF PAPER, PAPER PRODUCTS AND PRINTING.....	9	27,725	69,004	96,729	10,905	3,534	111,168	1,217	7,288	119,673
Manufacture of paper and paper products.....	2	8,012	41,802	49,815	10,104	2,496	62,415	359	2,229	65,003
Publishing and printing services.....	7	19,712	27,202	46,914	801	1,038	48,753	858	5,059	54,670
MANUFACTURE OF CHEMICALS AND CHEMICAL PRODUCTS.....	13	27,189	104,209	131,398	5,077	530	137,006	1,890	19,560	158,456
Manufacture of basic chemicals, except fertilizers and nitrogen compounds.....	5	5,069	6,275	11,344	3,478	260	15,082	561	15,722	31,365
Manufacture of paints, varnishes and mastics .....	2	16,081	15,388	31,469	209	113	31,791	285	904	32,980

**COST OF RAW MATERIALS, ENERGY CONSUMED AND PAYMENTS FOR INDUSTRIAL AND NON-INDUSTRIAL SERVICES RENDERED BY INDUSTRIAL GROUP - PUBLIC**  
1997/98 (1990 E.F.Y.)

IN ('000 BIRR)

TABLE 4.53 (Contd..)

INDUSTRIAL GROUP	NO. OF ESTAB	COST OF RAW MATERIALS			COST OF ENERGY CONSUMED	PAYMENTS FOR INDUSTRIAL SERVICE	TOTAL INDUSTRIAL COST	TRANS-PORT COST	PAYMENTS FOR NON-INDUSTRIAL SERVICE	TOTAL INDUSTRIAL AND NON-INDUSTRIAL COST
		CONSUMED								
		LOCAL	IMPORTED	TOTAL						
Manufacture of pharmaceuticals, medicinal chemicals and botanical products.....	2	1,141	63,066	64,208	679	84	64,970	618	1,537	67,126
Manufacture of soap and detergents cleaning and polishing, perfumes and toilet preparations.....	2	4,400	13,630	18,030	643	60	18,733	310	1,014	20,057
Manufacture of chemical products n.e.c. ....	2	498	5,850	6,348	70	12	6,430	115	382	6,928
MANUFACTURE OF RUBBER AND PLASTIC PRODUCTS.....	3	7,235	110,365	117,600	10,255	7,939	135,795	1,850	8,208	145,853
Manufacture of rubber products.....	1	246	75,962	76,209	9,273	7,682	93,164	1,455	6,159	100,777
Manufacture of plastic products.....	2	6,988	34,403	41,391	983	257	42,631	395	2,050	45,076
MANUFACTURE OF OTHER NON-METALLIC MINERAL PRODUCTS ...	19	58,306	41,757	100,063	133,310	1,834	235,207	14,290	14,546	264,044
Manufacture of glass and glass products.....	1	2,908	500	3,408	4,028	412	7,848	1,348	3,861	13,057
Manufacture of structural clay products .....	2	284	-	284	5,092	170	5,545	471	854	6,870
Manufacture of cement, lime and plaster .....	5	36,534	33,356	69,890	120,386	270	190,545	9,050	6,352	205,947
Manufacture of articles of concrete, cement and plaster .....	7	11,224	1,368	12,593	613	762	13,967	2,571	2,420	18,958
Manufacture of non-metallic mineral products n.e.c....	4	7,356	6,532	13,889	3,192	221	17,302	850	1,059	19,211
MANUFACTURE OF BASIC IRON AND STEEL.....	3	1,926	142,331	144,256	3,998	1,373	149,627	1,479	2,794	153,900
Manufacture of basic iron and steel.....	3	1,926	142,331	144,256	3,998	1,373	149,627	1,479	2,794	153,900
MANUFACTURE OF FABRICATED METAL PRODUCTS EXCEPT MACHINERY AND EQUIPMENT .....	5	1,507	25,885	27,392	2,257	1,550	31,199	1,278	3,966	36,443
Manufacture of structural metal products, tanks, reservoirs and containers of metal .....	-	-	-	-	-	-	-	-	-	-
Manufacture of cutlery, hand tools and general hardware .....	2	288	4,754	5,042	360	484	5,886	314	665	6,865
Manufacture of other fabricated metal products .....	3	1,219	21,131	22,349	1,897	1,066	25,313	964	3,301	29,577
MANUFACTURE OF MACHINERY AND EQUIPMENT N.E.C. ....	1	2	331	333	32	7	372	34	101	507
Manufacture of pumps, compressors, taps and valves..	-	-	-	-	-	-	-	-	-	-
Manufacture of ovens, furnaces and furnace burners..	-	-	-	-	-	-	-	-	-	-
Manufacture of other general purpose machinery.....	-	-	-	-	-	-	-	-	-	-
Manufacture of machinery for food and beverage processing .....	-	-	-	-	-	-	-	-	-	-
Manufacture of accumulators, primary cells and and primary batteries .....	1	2	331	333	32	7	372	34	101	507
MANUFACTURE OF MOTOR VEHICLES, TRAILERS & SEMI-TRAILERS	2	4,692	82,939	87,631	522	18,772	106,925	1,698	9,206	117,829
Manufacture of bodies for motor vehicles.....	2	4,692	82,939	87,631	522	18,772	106,925	1,698	9,206	117,829
Manufacture of parts and accessories for motor vehicles and their engines.....	-	-	-	-	-	-	-	-	-	-
MANUFACTURE OF FURNITURE; MANUFACTURING N.E.C. ....	8	6,224	1,363	7,588	272	3,370	11,229	258	1,427	12,914
Manufacture of furniture; manufacturing n.e.c.....	8	6,224	1,363	7,588	272	3,370	11,229	258	1,427	12,914
<b>T O T A L</b>	<b>155</b>	<b>1,046,248</b>	<b>882,488</b>	<b>1,928,736</b>	<b>268,480</b>	<b>78,210</b>	<b>2,275,426</b>	<b>72,008</b>	<b>164,809</b>	<b>2,512,244</b>

**COST OF RAW MATERIALS, ENERGY CONSUMED AND PAYMENTS FOR INDUSTRIAL AND NON-INDUSTRIAL SERVICES RENDERED BY INDUSTRIAL GROUP - PRIVATE**  
1997/98 (1990 E.F.Y.)

IN ('000 BIRR)

TABLE 4.54

INDUSTRIAL GROUP	NO. OF ESTAB	COST OF RAW MATERIALS			COST OF ENERGY CONSUMED	PAYMENTS FOR INDUSTRIAL SERVICE	TOTAL INDUSTRIAL COST	TRANS-PORT COST	PAYMENTS FOR NON-INDUSTRIAL SERVICE	TOTAL INDUSTRIAL AND NON-INDUSTRIAL COST
		CONSUMED								
		LOCAL	IMPORTED	TOTAL						
MANUFACTURE OF FOOD PRODUCTS AND BEVERAGES.....	170	243,652	70,309	313,961	10,765	9,316	334,042	11,706	45,876	391,624
Production, processing and preserving of meat, fruit and vegetables .....	5	4,184	3,506	7,690	310	37	8,037	460	2,152	10,649
Manufacture of vegetable and animal oils and fats.....	24	28,331	835	29,166	838	255	30,259	285	699	31,244
Manufacture of dairy products .....	29	92,144	5,700	97,843	2,583	2,590	103,017	1,000	4,798	108,816
Manufacture of grain mill products .....	2	178	-	178	4	2	185	8	19	212
Manufacture of prepared animal feeds .....	84	34,317	5,783	40,099	2,932	553	43,584	571	1,649	45,804
Manufacture of bakery products .....	5	875	102	977	38	16	1,031	5	31	1,067
Manufacture of sugar and sugar confectionery .....	1	4,920	-	4,920	115	28	5,063	12	351	5,426
Manufacture of macaroni and spaghetti.....	8	33,620	628	34,248	399	483	35,129	104	679	35,912
Manufacture of food products n.e.c. ....	6	3,876	627	4,503	107	73	4,682	520	602	5,803
Distilling, rectifying and blending of spirits .....	-	-	-	-	-	-	-	-	-	-
Manufacture of wines .....	-	-	-	-	-	-	-	-	-	-
Manufacture of malt liquors and malt .....	6	41,208	53,129	94,337	3,439	5,280	103,056	8,741	34,895	146,692
Manufacture of soft drinks & production of mineral waters .....	-	-	-	-	-	-	-	-	-	-
MANUFACTURE OF TOBACCO PRODUCTS .....	-	-	-	-	-	-	-	-	-	-
Manufacture of tobacco products.....	14	10,263	2,708	12,971	227	139	13,338	118	588	14,044
Spinning, weaving and finishing of textiles .....	5	9,490	1,649	11,140	130	106	11,375	73	332	11,780
Manufacture of cordage, rope, twine and netting .....	9	773	1,058	1,832	98	3	1,963	45	257	2,264
Knitting mills .....	22	8,763	10,753	19,516	1,242	479	21,237	641	2,409	24,288
Manufacture of wearing apparel, except fur apparel.....	22	8,763	10,753	19,516	1,242	479	21,237	641	2,409	24,288
TANNING AND DRESSING OF LEATHER; MANUFACTURE OF FOOTWEAR, LUGGAGE AND HANDBAGS .....	50	205,902	54,764	260,665	3,351	7,041	271,057	4,432	9,335	284,824
Tanning and dressing of leather, luggage and handbags .....	7	190,501	17,571	208,072	1,710	1,325	211,107	3,893	7,598	222,598
Manufacture of footwear.....	43	15,401	37,192	52,593	1,641	5,716	59,950	539	1,737	62,226
MANUFACTURE OF WOOD AND OF PRODUCTS OF WOOD AND CORK, EXCEPT FURNITURE .....	9	769	56	824	64	19	907	56	106	1,069
Manufacture of wood and of products of wood and cork, except furniture.....	9	769	56	824	64	19	907	56	106	1,069
MANUFACTURE OF PAPER, PAPER PRODUCTS AND PRINTING.....	44	13,609	21,594	35,203	562	5,494	41,260	942	4,875	47,076
Manufacture of paper and paper products.....	6	2,338	11,712	14,050	83	267	14,400	366	1,648	16,415
Publishing and printing services.....	38	11,271	9,882	21,153	479	5,227	26,860	575	3,227	30,661
MANUFACTURE OF CHEMICALS AND CHEMICAL PRODUCTS.....	30	33,844	64,865	98,710	3,225	13,856	115,791	1,931	9,918	127,640
Manufacture of basic chemicals, except fertilizers and nitrogen compounds.....	5	17,538	8,654	26,192	59	1,282	27,533	401	2,666	30,600
Manufacture of paints, varnishes and mastics .....	-	-	-	-	-	-	-	-	-	-

COST OF RAW MATERIALS, ENERGY CONSUMED AND PAYMENTS FOR INDUSTRIAL AND NON-INDUSTRIAL  
SERVICES RENDERED BY INDUSTRIAL GROUP - PRIVATE  
1997/98 (1990 E.F.Y.)

TABLE 4.54 (Contd..)

IN ('000 BIRR)

INDUSTRIAL GROUP	NO. OF ESTAB	COST OF RAW MATERIALS			COST OF ENERGY CONSUMED	PAYMENTS FOR INDUSTRIAL SERVICE	TOTAL INDUSTRIAL COST	TRANS-PORT COST	PAYMENTS FOR NON-INDUSTRIAL SERVICE	TOTAL INDUSTRIAL AND NON-INDUSTRIAL COST
		CONSUMED								
		LOCAL	IMPORTED	TOTAL						
Manufacture of pharmaceuticals, medicinal chemicals and botanical products.....	2	493	14,824	15,317	1,592	56	16,964	97	764	17,825
Manufacture of soap and detergents cleaning and polishing, perfumes and toilet preparations.....	20	14,834	37,255	52,089	1,487	11,071	64,647	1,238	5,628	71,513
Manufacture of chemical products n.e.c. ....	3	979	4,133	5,112	87	1,447	6,647	195	860	7,702
MANUFACTURE OF RUBBER AND PLASTIC PRODUCTS.....	23	3,621	43,378	46,999	3,050	1,708	51,756	976	5,072	57,804
Manufacture of rubber products.....	4	69	3,313	3,382	352	137	3,872	255	691	4,818
Manufacture of plastic products.....	19	3,552	40,064	43,617	2,697	1,571	47,885	721	4,381	52,987
MANUFACTURE OF OTHER NON-METALLIC MINERAL PRODUCTS ...	68	25,722	5,773	31,495	2,023	969	34,487	3,745	6,528	44,760
Manufacture of glass and glass products.....	2	240	1,187	1,427	9	9	1,446	73	372	1,891
Manufacture of structural clay products .....	3	8	5	13	217	53	283	18	32	333
Manufacture of cement, lime and plaster .....	4	275	-	275	84	20	380	8	21	409
Manufacture of articles of concrete, cement and plaster .....	53	9,748	187	9,935	691	439	11,065	664	767	12,496
Manufacture of non-metallic mineral products n.e.c..	6	15,451	4,394	19,844	1,020	448	21,312	2,981	5,335	29,629
MANUFACTURE OF BASIC IRON AND STEEL.....	3	37	53,324	53,361	952	205	54,517	184	2,254	56,956
Manufacture of basic iron and steel.....	3	37	53,324	53,361	952	205	54,517	184	2,254	56,956
MANUFACTURE OF FABRICATED METAL PRODUCTS EXCEPT MACHINERY AND EQUIPMENT .....	35	2,134	9,776	11,910	520	451	12,881	581	2,208	15,670
Manufacture of structural metal products, tanks, reservoirs and containers of metal .....	24	1,732	5,704	7,435	188	216	7,839	229	1,489	9,557
Manufacture of cutlery, hand tools and general hardware .....	5	25	1,037	1,062	47	1	1,110	49	206	1,365
Manufacture of other fabricated metal products .....	6	378	3,035	3,413	285	234	3,932	303	512	4,747
MANUFACTURE OF MACHINERY AND EQUIPMENT N.E.C. ....	19	817	2,395	3,212	101	45	3,357	79	408	3,844
Manufacture of pumps, compressors, taps and valves..	-	-	-	-	-	-	-	-	-	-
Manufacture of ovens, furnaces and furnace burners..	4	199	271	470	12	1	483	30	52	565
Manufacture of other general purpose machinery.....	4	105	34	139	13	4	157	7	24	188
Manufacture of machinery for food and beverage processing .....	10	513	2,024	2,537	72	37	2,645	41	306	2,992
Manufacture of accumulators, primary cells and and primary batteries .....	1	-	66	66	3	3	72	-	26	98
MANUFACTURE OF MOTOR VEHICLES, TRAILERS & SEMI-TRAILERS	10	3,199	11,435	14,634	233	69	14,936	591	2,484	18,01*
Manufacture of bodies for motor vehicles.....	8	2,853	11,335	14,188	195	69	14,452	585	2,403	17,441
Manufacture of parts and accessories for motor vehicles and their engines.....	2	346	99	445	39	-	484	6	81	571
MANUFACTURE OF FURNITURE; MANUFACTURING N!E.C. ....	110	27,263	14,744	42,007	904	1,333	44,244	1,629	5,752	51,625
Manufacture of furniture; manufacturing n.e.c.....	110	27,263	14,744	42,007	904	1,333	44,244	1,629	5,752	51,625
<b>T O T A L</b>	<b>607</b>	<b>579,595</b>	<b>365,872</b>	<b>945,467</b>	<b>27,218</b>	<b>41,124</b>	<b>1,013,809</b>	<b>27,611</b>	<b>97,814</b>	<b>1,139,234</b>

TABLE 4.55

INDUSTRIAL GROUP	NO. OF ESTABLISHMENTS BY TYPE OF ENERGY CONSUMED			TOTAL COST OF ENERGY CONSUMED ( IN '000 BIRR )			
	ELECTRICITY	WOOD AND CHARCOAL	OTHER FUELS	ELECTRICITY	WOOD AND CHARCOAL	OTHER FUELS	TOTAL
MANUFACTURE OF FOOD PRODUCTS AND BEVERAGES.....	222	58	128	27,370	1,496	26,655	55,522
Production, processing and preserving of meat, fruit and vegetables .....	10	-	10	742	-	789	1,531
Manufacture of vegetable and animal oils and fats...	32	12	23	2,116	234	2,316	4,666
Manufacture of dairy products .....	1	-	1	499	-	7	506
Manufacture of grain mill products .....	39	1	23	6,277	15	961	7,253
Manufacture of prepared animal feeds .....	4	-	1	48	-	-	48
Manufacture of bakery products .....	87	39	38	3,235	738	1,273	5,246
Manufacture of sugar and sugar confectionery .....	8	2	5	1,554	1	6,204	7,759
Manufacture of macaroni and spaghetti.....	4	-	3	1,079	-	766	1,845
Manufacture of food products n.e.c. ....	11	4	6	1,518	509	1,111	3,137
Distilling, rectifying and blending of spirits .....	10	-	5	2,013	-	113	2,126
Manufacture of wines .....	3	-	-	72	-	-	72
Manufacture of malt liquors and malt .....	5	-	5	5,823	-	11,289	17,111
Manufacture of soft drinks & production of mineral waters .....	8	-	8	2,394	-	1,827	4,221
MANUFACTURE OF TOBACCO PRODUCTS .....	1	-	1	339	-	292	631
Manufacture of tobacco products.....	1	-	1	339	-	292	631
MANUFACTURE OF TEXTILES .....	33	-	24	28,391	-	20,846	49,237
Spinning, weaving and finishing of textiles .....	22	-	18	27,379	-	20,603	47,982
Manufacture of cordage, rope, twine and netting .....	2	-	2	940	-	219	1,158
Knitting mills .....	9	-	4	73	-	25	98
MANUFACTURE OF WEARING APPAREL, EXCEPT FUR APPAREL....	26	1	13	363	-	1,091	1,455
Manufacture of wearing apparel except fur apparel....	26	1	13	363	-	1,091	1,455
TANNING AND DRESSING OF LEATHER; MANUFACTURE OF FOOTWEAR, LUGGAGE AND HANDBAGS .....	57	1	27	4,140	152	3,135	7,426
Tanning and dressing of leather, luggage and handbags .....	11	1	10	1,683	152	2,868	4,703
Manufacture of footwear.....	46	-	17	2,457	-	267	2,723
MANUFACTURE OF WOOD AND OF PRODUCTS OF WOOD AND CORK, EXCEPT FURNITURE .....	15	2	13	1,034	42	2,154	3,230
Manufacture of wood and of products of wood and cork, except furniture.....	15	2	13	1,034	42	2,154	3,230
MANUFACTURE OF PAPER, PAPER PRODUCTS AND PRINTING.....	53	-	33	11,116	-	351	11,468
Manufacture of paper and paper products.....	8	-	2	10,185	-	1	10,187
Publishing and printing services.....	45	-	31	931	-	350	1,281
MANUFACTURE OF CHEMICALS AND CHEMICAL PRODUCTS.....	42	4	18	2,787	25	5,491	8,302
Manufacture of basic chemicals, except fertilizers and nitrogen compounds.....	5	1	5	1,493	-	1,984	3,478
Manufacture of paints, varnishes and mastics .....	7	-	1	264	-	4	267

NUMBER OF ESTABLISHMENTS AND COST OF ENERGY CONSUMED BY INDUSTRIAL GROUP  
PUBLIC AND PRIVATE - 1997/98 (1990 E.F.Y.)

TABLE 4.55 (Contd..)

INDUSTRIAL GROUP	NO. OF ESTABLISHMENTS BY TYPE OF ENERGY CONSUMED			TOTAL COST OF ENERGY CONSUMED ( IN '000 BIRR )			
	ELECTRICITY	WOOD AND CHARCOAL	OTHER FUELS	ELECTRICITY	WOOD AND CHARCOAL	OTHER FUELS	TOTAL
Manufacture of pharmaceuticals, medicinal chemicals and botanical products.....	3	1	3	332	21	1,918	2,270
Manufacture of soap and detergents cleaning and polishing, perfumes and toilet preparations.....	22	2	6	560	4	1,566	2,130
Manufacture of chemical products n.e.c. ....	5	-	3	138	-	19	157
MANUFACTURE OF RUBBER AND PLASTIC PRODUCTS.....	26	-	17	5,895	-	7,410	13,305
Manufacture of rubber products.....	5	-	4	2,596	-	7,029	9,625
Manufacture of plastic products.....	21	-	13	3,299	-	381	3,680
MANUFACTURE OF OTHER NON-METALLIC MINERAL PRODUCTS ...	85	7	63	31,061	167	104,105	135,332
Manufacture of glass and glass products.....	3	-	1	3,761	-	276	4,037
Manufacture of structural clay products .....	5	4	4	808	152	4,349	5,309
Manufacture of cement, lime and plaster .....	9	1	5	23,950	14	96,506	120,470
Manufacture of articles of concrete, cement and plaster .....	60	2	43	398	-	906	1,304
Manufacture of non-metallic mineral products n.e.c..	8	-	10	2,144	-	2,069	4,212
MANUFACTURE OF BASIC IRON AND STEEL.....	6	-	4	2,678	-	2,271	4,949
Manufacture of basic iron and steel.....	6	-	4	2,678	-	2,271	4,949
MANUFACTURE OF FABRICATED METAL PRODUCTS EXCEPT MACHINERY AND EQUIPMENT .....	40	3	23	1,426	2	1,348	2,777
Manufacture of structural metal products, tanks, reservoirs and containers of metal .....	24	-	10	183	-	5	188
Manufacture of cutlery, hand tools and general hardware .....	7	2	6	126	2	279	407
Manufacture of other fabricated metal products .....	9	1	7	1,117	-	1,065	2,182
MANUFACTURE OF MACHINERY AND EQUIPMENT N.E.C. ....	20	2	13	118	2	13	132
Manufacture of pumps, compressors, taps and valves..	-	-	-	-	-	-	-
Manufacture of ovens, furnaces and furnace burners..	4	-	2	10	-	2	12
Manufacture of other general purpose machinery.....	4	-	2	13	-	-	13
Manufacture of machinery for food and beverage processing .....	10	2	8	59	2	11	72
Manufacture of accumulators, primary cells and and primary batteries .....	2	-	1	35	-	-	35
MANUFACTURE OF MOTOR VEHICLES, TRAILERS & SEMI-TRAILERS	12	-	6	323	-	432	755
Manufacture of bodies for motor vehicles.....	10	-	5	297	-	419	716
Manufacture of parts and accessories for motor vehicles and their engines.....	2	-	1	26	-	12	39
MANUFACTURE OF FURNITURE; MANUFACTURING N.E.C. ....	117	-	80	1,054	-	122	1,175
Manufacture of furniture; manufacturing n.e.c.....	117	-	80	1,054	-	122	1,175
T O T A L	755	78	463	118,095	1,887	175,716	295,698

TABLE 4.56

INDUSTRIAL GROUP	NO. OF ESTABLISHMENTS BY TYPE OF ENERGY CONSUMED			TOTAL COST OF ENERGY CONSUMED ( IN '000 BIRR )			
	ELECTRICITY	WOOD AND CHARCOAL	OTHER FUELS	ELECTRICITY	WOOD AND CHARCOAL	' FUELS	TOTAL
MANUFACTURE OF FOOD PRODUCTS AND BEVERAGES.....	54	8	39	20,914	736	23,106	44,756
Production, processing and preserving of meat, fruit and vegetables .....	5	-	5	463	-	758	1,221
Manufacture of vegetable and animal oils and fats...	8	2	8	1,489	188	2,150	3,828
Manufacture of dairy products .....	1	-	1	499	-	7	506
Manufacture of grain mill products .....	10	1	5	3,893	15	762	4,669
Manufacture of prepared animal feeds .....	2	-	-	44	-	-	44
Manufacture of bakery products .....	5	4	1	2,232	29	54	2,315
Manufacture of sugar and sugar confectionery .....	3	-	2	1,535	-	6,185	7,720
Manufacture of macaroni and spaghetti.....	3	-	3	965	-	766	1,730
Manufacture of food products n.e.c. ....	3	1	3	1,478	503	757	2,738
Distilling, rectifying and blending of spirits .....	4	-	4	1,996	-	23	2,019
Manufacture of wines .....	3	-	-	72	-	-	72
Manufacture of malt liquors and malt .....	5	-	5	5,823	-	11,289	17,111
Manufacture of soft drinks & production of mineral waters .....	2	-	2	426	-	356	782
MANUFACTURE OF TOBACCO PRODUCTS .....	1	-	1	339	-	292	631
Manufacture of tobacco products.....	1	-	1	339	-	292	631
MANUFACTURE OF TEXTILES .....	19	-	19	28,190	-	20,821	49,010
Spinning, weaving and finishing of textiles .....	17	-	17	27,250	-	20,602	47,852
Manufacture of cordage, rope, twine and netting ....	2	-	2	940	-	219	1,158
Knitting mills .....	-	-	-	-	-	-	-
MANUFACTURE OF WEARING APPAREL, EXCEPT FUR APPAREL....	4	-	1	205	-	7	212
Manufacture of wearing apparel except fur apparel...	4	-	1	205	-	7	212
TANNING AND DRESSING OF LEATHER; MANUFACTURE OF FOOTWEAR, LUGGAGE AND HANDBAGS .....	7	1	6	1,987	152	1,937	4,076
Tanning and dressing of leather, luggage and handbags	4	1	4	1,080	152	1,762	2,993
Manufacture of footwear.....	3	-	2	907	-	176	1,082
MANUFACTURE OF WOOD AND OF PRODUCTS OF WOOD AND CORK, EXCEPT FURNITURE .....	6	2	5	981	42	2,144	3,167
Manufacture of wood and of products of wood and cork, except furniture.....	6	2	5	981	42	2,144	3,167
MANUFACTURE OF PAPER, PAPER PRODUCTS AND PRINTING.....	9	-	6	10,758	-	148	10,905
Manufacture of paper and paper products.....	2	-	-	10,104	-	-	10,104
Publishing and printing services.....	7	-	6	654	-	148	801
MANUFACTURE OF CHEMICALS AND CHEMICAL PRODUCTS.....	13	1	12	2,254	-	2,823	5,077
Manufacture of basic chemicals, except fertilizers and nitrogen compounds.....	5	1	5	1,493	-	1,984	3,478
Manufacture of paints, varnishes and mastics .....	2	-	1	205	-	4	209

NUMBER OF ESTABLISHMENTS AND COST OF ENERGY CONSUMED BY INDUSTRIAL GROUP  
PUBLIC - 1997/98 (1990 E.F.Y.)

TABLE 4.56 (Contd..)

INDUSTRIAL GROUP	NO. OF ESTABLISHMENTS BY TYPE OF ENERGY CONSUMED			TOTAL COST OF ENERGY CONSUMED ( IN '000 BIRR )			
	ELECTRICITY	WOOD AND CHARCOAL	OTHER FUELS	ELECTRICITY	WOOD AND CHARCOAL	OTHER FUELS	TOTAL
Manufacture of pharmaceuticals, medicinal chemicals and botanical products.....	2	-	2	327	-	352	679
Manufacture of soap and detergents cleaning and polishing, perfumes and toilet preparations.....	2	-	2	176	-	467	643
Manufacture of chemical products n.e.c. ....	2	-	2	53	-	16	70
MANUFACTURE OF RUBBER AND PLASTIC PRODUCTS.....	3	-	2	3,368	-	6,887	10,255
Manufacture of rubber products.....	1	-	1	2,397	-	6,876	9,273
Manufacture of plastic products.....	2	-	1	971	-	12	983
MANUFACTURE OF OTHER NON-METALLIC MINERAL PRODUCTS ...	19	3	14	30,163	10	103,137	133,310
Manufacture of glass and glass products.....	1	-	1	3,752	-	276	4,028
Manufacture of structural clay products .....	2	1	2	735	10	4,347	5,092
Manufacture of cement, lime and plaster .....	5	-	3	23,923	-	96,463	120,386
Manufacture of articles of concrete, cement and plaster .....	7	2	4	225	-	387	613
Manufacture of non-metallic mineral products n.e.c..	4	-	4	1,528	-	1,664	3,192
MANUFACTURE OF BASIC IRON AND STEEL.....	3	-	3	1,739	-	2,259	3,998
Manufacture of basic iron and steel.....	3	-	3	1,739	-	2,259	3,998
MANUFACTURE OF FABRICATED METAL PRODUCTS EXCEPT MACHINERY AND EQUIPMENT .....	5	-	5	1,115	-	1,143	2,257
Manufacture of structural metal products, tanks, reservoirs and containers of metal .....	-	-	-	-	-	-	-
Manufacture of cutlery, hand tools and general hardware .....	2	-	2	98	-	262	360
Manufacture of other fabricated metal products .....	3	-	3	1,017	-	881	1,897
MANUFACTURE OF MACHINERY AND EQUIPMENT N.E.C. ....	1	-	-	32	-	-	32
Manufacture of pumps, compressors, taps and valves..	-	-	-	-	-	-	-
Manufacture of ovens, furnaces and furnace burners..	-	-	-	-	-	-	-
Manufacture of other general purpose machinery.....	-	-	-	-	-	-	-
Manufacture of machinery for food and beverage processing .....	-	-	-	-	-	-	-
Manufacture of accumulators, primary cells and and primary batteries .....	1	-	-	32	-	-	32
MANUFACTURE OF MOTOR VEHICLES, TRAILERS & SEMI-TRAILERS	2	-	2	107	-	415	522
Manufacture of bodies for motor vehicles.....	2	-	2	107	-	415	522
Manufacture of parts and accessories for motor vehicles and their engines.....	-	-	-	-	-	-	-
MANUFACTURE OF FURNITURE; MANUFACTURING N.E.C. ....	8	-	3	267	-	5	272
Manufacture of furniture; manufacturing n.e.c.....	8	-	3	267	-	5	272
T O T A L	154	15	118	102,417	940	165,124	268,480

TABLE 4.57

INDUSTRIAL GROUP	NO. OF ESTABLISHMENTS BY TYPE OF ENERGY CONSUMED			TOTAL COST OF ENERGY CONSUMED ( IN '000 BIRR )			
	ELECTRICITY	WOOD AND CHARCOAL	OTHER FUELS	ELECTRICITY	WOOD AND CHARCOAL	OTHER FUELS	TOTAL
MANUFACTURE OF FOOD PRODUCTS AND BEVERAGES.....	168	50	89	6,456	761	3,549	10,765
Production, processing and preserving of meat, fruit and vegetables .....	5	-	5	279	-	31	310
Manufacture of vegetable and animal oils and fats....	24	10	15	627	45	166	838
Manufacture of dairy products .....	29	-	18	2,384	-	199	2,583
Manufacture of grain mill products .....	2	-	1	4	-	-	4
Manufacture of prepared animal feeds .....	82	35	37	1,003	709	1,219	2,932
Manufacture of bakery products .....	5	2	3	19	1	18	38
Manufacture of sugar and sugar confectionery .....	1	-	-	115	-	-	115
Manufacture of macaroni and spaghetti.....	8	3	3	40	5	354	399
Manufacture of food products n.e.c. ....	6	-	1	17	-	89	107
Distilling, rectifying and blending of spirits .....	-	-	-	-	-	-	-
Manufacture of wines .....	-	-	-	-	-	-	-
Manufacture of malt liquors and malt .....	-	-	-	-	-	-	-
Manufacture of soft drinks & production of mineral waters .....	6	-	6	1,968	-	1,471	3,439
MANUFACTURE OF TOBACCO PRODUCTS .....	-	-	-	-	-	-	-
Manufacture of tobacco products.....	-	-	-	-	-	-	-
MANUFACTURE OF TEXTILES .....	14	-	5	202	-	26	227
Spinning, weaving and finishing of textiles .....	5	-	1	129	-	1	130
Manufacture of cordage, rope, twine and netting ....	-	-	-	-	-	-	-
Knitting mills .....	9	-	4	73	-	25	98
MANUFACTURE OF WEARING APPAREL, EXCEPT FUR APPAREL....	22	1	12	158	-	1,084	1,242
Manufacture of wearing apparel except fur apparel....	22	1	12	158	-	1,084	1,242
TANNING AND DRESSING OF LEATHER; MANUFACTURE OF FOOTWEAR, LUGGAGE AND HANDBAGS .....	50	-	21	2,153	-	1,197	3,351
Tanning and dressing of leather, luggage and handbags	7	-	6	603	-	1,106	1,710
Manufacture of footwear.....	43	-	15	1,550	-	91	1,641
MANUFACTURE OF WOOD AND OF PRODUCTS OF WOOD AND CORK, EXCEPT FURNITURE .....	9	-	8	53	-	11	64
Manufacture of wood and of products of wood and cork, except furniture.....	9	-	8	53	-	11	64
MANUFACTURE OF PAPER, PAPER PRODUCTS AND PRINTING.....	44	-	27	359	-	204	562
Manufacture of paper and paper products.....	6	-	2	82	-	1	83
Publishing and printing services.....	38	-	25	277	-	202	479
MANUFACTURE OF CHEMICALS AND CHEMICAL PRODUCTS.....	29	3	6	532	25	2,668	3,225
Manufacture of basic chemicals, except fertilizers and nitrogen compounds.....	-	-	-	-	-	-	-
Manufacture of paints, varnishes and mastics .....	5	-	-	59	-	-	59

NUMBER OF ESTABLISHMENTS AND COST OF ENERGY CONSUMED BY INDUSTRIAL GROUP  
PRIVATE - 1997/98 (1990 E.F.Y.)

TABLE 4.57 (Contd..)

INDUSTRIAL GROUP	NO. OF ESTABLISHMENTS BY TYPE OF ENERGY CONSUMED			TOTAL COST OF ENERGY CONSUMED ( IN '000 BIRR )			
	ELECTRICITY	WOOD AND CHARCOAL	OTHER FUELS	ELECTRICITY	WOOD AND CHARCOAL	OTHER FUELS	TOTAL
Manufacture of pharmaceuticals, medicinal chemicals and botanical products.....	1	1	1	5	21	1,566	1,592
Manufacture of soap and detergents cleaning and polishing, perfumes and toilet preparations.....	20	2	4	384	4	1,099	1,487
Manufacture of chemical products n.e.c. ....	3	-	1	84	-	3	87
MANUFACTURE OF RUBBER AND PLASTIC PRODUCTS.....	23	-	15	2,527	-	522	3,050
Manufacture of rubber products.....	4	-	3	199	-	154	352
Manufacture of plastic products.....	19	-	12	2,329	-	369	2,697
MANUFACTURE OF OTHER NON-METALLIC MINERAL PRODUCTS ...	66	4	49	898	156	968	2,023
Manufacture of glass and glass products.....	2	-	-	9	-	-	9
Manufacture of structural clay products.....	3	3	2	73	142	2	217
Manufacture of cement, lime and plaster .....	4	1	2	27	14	43	84
Manufacture of articles of concrete, cement and plaster .....	53	-	39	173	-	519	691
Manufacture of non-metallic mineral products n.e.c..	4	-	6	616	-	404	1,020
MANUFACTURE OF BASIC IRON AND STEEL.....	3	-	1	940	-	12	952
Manufacture of basic iron and steel.....	3	-	1	940	-	12	952
MANUFACTURE OF FABRICATED METAL PRODUCTS EXCEPT MACHINERY AND EQUIPMENT .....	35	3	18	311	2	206	520
Manufacture of structural metal products, tanks, reservoirs and containers of metal .....	24	-	10	183	-	5	188
Manufacture of cutlery, hand tools and general hardware .....	5	2	4	28	2	17	47
Manufacture of other fabricated metal products .....	6	1	4	101	-	184	285
MANUFACTURE OF MACHINERY AND EQUIPMENT N.E.C. ....	19	2	13	86	2	13	101
Manufacture of pumps, compressors, taps and valves..	-	-	-	-	-	-	-
Manufacture of ovens, furnaces and furnace burners..	4	-	2	10	-	2	12
Manufacture of other general purpose machinery.....	4	-	2	13	-	-	13
Manufacture of machinery for food and beverage processing .....	10	2	8	59	2	11	72
Manufacture of accumulators, primary cells and and primary batteries .....	1	-	1	3	-	-	3
MANUFACTURE OF MOTOR VEHICLES, TRAILERS & SEMI-TRAILERS	10	-	4	216	-	17	233
Manufacture of bodies for motor vehicles.....	8	-	3	190	-	5	195
Manufacture of parts and accessories for motor vehicles and their engines.....	2	-	1	26	-	12	39
MANUFACTURE OF FURNITURE; MANUFACTURING N.E.C. ....	109	-	77	787	-	117	904
Manufacture of furniture; manufacturing n.e.c.....	109	-	77	787	-	117	904
<b>T O T A L</b>	<b>601</b>	<b>63</b>	<b>345</b>	<b>15,679</b>	<b>947</b>	<b>10,593</b>	<b>27,218</b>

**PRODUCTION OF MAJOR MANUFACTURED ARTICLES FOR REPORTING ESTABLISHMENTS  
BY INDUSTRIAL GROUP - 1997/98 (1990 E.F.Y.)**

TABLE 4.58

NAME OF PRODUCT	UNIT	QUANTITY PRODUCED	AVERAGE PRODUCER'S PRICE PER UNIT (IN BIRR)
<b>FOOD AND BEVERAGE</b>			
Meat	TONS	96	15,033.33
Vegetable Soup	"	186	8,423.33
Zigin and Shiro wet	"	315	8,550.75
Orange Juice	"	20	17,348.50
Marmalade	"	656	11,002.90
Tomato Paste	"	951	10,691.65
Milk Pasturized	H.L.	42,447	240.00
Butter and Ghee	TONS	78	31,500.00
Cheese	"	15	31,500.00
Edible Oil	"	8,679	8,292.14
Oil Cakes	"	26,618	283.76
Flour (Wheat)	"	105,157	2,532.75
Flour (Others)	"	344	1,400.00
Fafa, Dube, Edget, Meten	"	4,684	13,155.58
Macaroni and Pasta	"	19,872	4,019.46
Biscuits	"	10,567	24,294.27
Galletta	"	2,445	6,220.50
Bread	"	27,029	4,391.78
Coffee(milled)	"	31	31,226.00
Sugar	"	172,571	4,216.00
Tea	"	5,391	8,320.99
Molasses	"	203,70	203.70
Sweets	"	50,048	8,420.13
Animal Feed	"	1,896	797.94
Beer	H.L.	4,991	515.47
Wine	"	830,546	686.00
Liquors	"	26,360	1,613.29
Alcohol	"	29,130	1,120.00
Lemonade	"	14,821	84.41
Mineral Water	"	655,259	176.23
Malt	TONS	390,068	3,480.70
<b>TOBACCO</b>		2,028,920	97.74
Cigarettes	('000 PCS)		
<b>TEXTILES</b>			
Lint Cotton	TONS	6,324	6,004.48
Cotton Fabrics	('000 SQ.M)	38,030	7,155.41
Nylon Fabrics	"	4,722	9,755.00
Acrylic Yarn	TONS	1,257	24,380.00
Cotton Yarn	"	2,657	18,033.33
Blanket (Woolen)	('000 SQ.M)	2,757	18,910.00
Blanket (Waste Cotton)	PCS	194,466	64.55
Blanket (Others)	PCS	16,527	92.59
Bed sheet	DOZEN	21,094	36.28
Shirts	SQ.M	16,266	528.27
Carpets	TONS	6,323	127.04
Gunny Bags	DOZEN	7,649	8,042.14
Hosieries	"	172,040	63.86
Wearing Apparel (Except Leather)	"	35,988	1,820.53
Wearing Apparel (Leather)	PCS	7,599	654.09
Sweater	DOZEN	2,165	262.80
Sewing Thread	TONS	23	48,065.00
Embroidery Thread	"	51	60,736.00
Jano Thread	"	17	55,550.00

PRODUCTION OF MAJOR MANUFACTURED ARTICLES FOR REPORTING ESTABLISHMENTS  
BY INDUSTRIAL GROUP - 1997/98 (1990 E.F.Y.)

TABLE 4.58(contd.)

NAME OF PRODUCT	UNIT	QUANTITY PRODUCED	AVERAGE PRODUCES PRICE PER UNIT
<b>LEATHER AND FOOTWEAR</b>			
Leather Shoes and Boots	PAIRS	1,080,430	59.08
Canvas and Rubber Shoes	"	749,830	56.21
Plastic Footwear	"	4,421,649	15.45
Leather Upper and Lining	('000 SQ.M)	545	46,666.67
Semi Processed Skins	('000 PCS)	17,913	23,196.36
Leather Garment	('000 SQ.FT.)	1,611	4,276.67
Plastic Sole	PAIRS	3,353,588	10.47
Crust Hides and Wet Blue Hides	('000 SQ.FT.)	5,551	4,378.57
<b>WOOD</b>			
Timber	CUB. M	2,179	1,960.91
Plywood	"	985	4,700.00
Particle Board	"	8,308	4,785.97
<b>PAPER AND PRINTING</b>			
Paper	TONS	10,420	11,491.86
Boxing Paper	TONS	2,749	9,478.58
<b>CHEMICAL</b>			
Foam	CUB. M	37,155	896.43
Soap	TONS	10,874	8,513.68
Carbon Dioxide	"	690	2,550.00
Oxygen	CUB.M	327,961	10.00
Plastic Crates	('000 PCS)	251	25,313.33
Paints	('000 LTR)	4,086	22,342.50
Vaseline	TONS	62	16,200.00
Paraffine	TONS	641	23,006.67
Varnishes and Lacquers	('000 LTR)	397	22,014.00
Capsules	('000 PCS)	230,315	140.00
Tablets	"	497,700	117.09
Antibiotics	"	6,323	1,940.00
Syrup	('000 LTR)	251	34,475.00
Ointment	TONS	49	63,080.00
Injection of 100 A	('000 PCS)	7,197	750.00
Tyres	PCS	152,469	868.06
Tubes	"	64,402	111.75
Electric Wires	('000 METERS)	17,223	890.00
Polythelene Products	TONS	4,153	19,867.44
Candles	"	946	13,895.50
Ball Pen	('000 PCS)	4,842	450.00
<b>NON-METALLIC MINERAL PRODUCTS</b>			
Cement	TONS	497,323	545.17
Cement Blocks	('000 PCS)	9,044	1,931.90
Cement Tubes	('000 PCS)	285	33,302.95
Cement Floor Tiles	SQ.M	368,328	38.96
Bricks of Clay	('000 PCS)	19,789	563.33
Lime	TONS	6,619	673.10
Glasses	('000 PCS)	2,731	700.00
Gravel	CUB. M	55,641	97.04
Marble	SQ.M.	93,408	369.66
Glass Bottles	('000 PCS)	18,997	1,430.00
<b>METAL</b>			
Iron Bars	TONS	6,203	3,945.00
Wires	"	411	9,947.50
Nails	"	2,702	5,670.00
Iron Sheets	"	21,960	8,472.76
Crown Cork	('000 GROSS)	3,582	6,960.00
Motor Vehicle Spring	TONS	502	12,760.00
Metalic Door	SQ.M.	14,348	268.76
Metalic Windows	SQ.M.	3,920	254.68

NUMBER OF ESTABLISHMENTS AND TOTAL REVENUE FROM SALES BY INDUSTRIAL GROUP  
PUBLIC AND PRIVATE - 1997/98 (1999 E.F.Y.)

TABLE 4.59

INDUSTRIAL GROUP	NO. OF ESTABLISHMENTS			REVENUE FROM SALES (IN '000 BIRR)		
	PUBLIC	PRIVATE	TOTAL	PUBLIC	PRIVATE	TOTAL
MANUFACTURE OF FOOD PRODUCTS AND BEVERAGES.....	54	170	224	1,953,874	549,566	2,503,441
Production, processing and preserving of meat, fruit and vegetables .....	5	5	10	37,336	9,163	46,500
Manufacture of vegetable and animal oils and fats....	8	24	32	40,078	37,567	77,645
Manufacture of dairy products .....	1	-	1	11,697	-	11,697
Manufacture of grain mill products .....	10	29	39	223,387	124,335	347,722
Manufacture of prepared animal feeds .....	2	2	4	3,413	258	3,671
Manufacture of bakery products .....	5	84	89	94,693	57,131	151,825
Manufacture of sugar and sugar confectionery .....	3	5	8	772,776	1,521	774,297
Manufacture of macaroni and spaghetti.....	3	1	4	73,234	5,158	78,393
Manufacture of food products n.e.c. ....	3	8	11	51,641	46,704	98,345
Distilling, rectifying and blending of spirits .....	4	6	10	65,191	9,832	75,023
Manufacture of wines .....	3	-	3	18,277	-	18,277
Manufacture of malt liquors and malt .....	5	-	5	494,869	-	494,869
Manufacture of soft drinks & production of mineral waters .....	2	6	8	67,282	257,895	325,177
MANUFACTURE OF TOBACCO PRODUCTS .....	1	-	1	238,329	-	238,329
Manufacture of tobacco products.....	1	-	1	238,329	-	238,329
MANUFACTURE OF TEXTILES .....	19	14	33	570,006	17,388	587,394
Spinning, weaving and finishing of textiles .....	17	5	22	511,573	14,136	525,709
Manufacture of cordage, rope, twine and netting .....	2	-	2	58,434	-	58,434
Knitting mills .....	-	9	9	-	3,251	3,251
MANUFACTURE OF WEARING APPAREL, EXCEPT FUR APPAREL.....	4	22	26	25,130	26,023	51,153
Manufacture of wearing apparel except fur apparel....	4	22	26	25,130	26,023	51,153
TANNING AND DRESSING OF LEATHER; MANUFACTURE OF FOOTWEAR, LUGGAGE AND HANDBAGS .....	7	50	57	284,726	299,689	584,414
Tanning and dressing of leather, luggage and handbags.	4	7	11	207,079	221,126	428,205
Manufacture of footwear.....	3	43	46	77,647	78,563	156,209
MANUFACTURE OF WOOD AND OF PRODUCTS OF WOOD AND CORK, EXCEPT FURNITURE .....	7	9	16	36,069	1,860	37,928
Manufacture of wood and of products of wood and cork, except furniture.....	7	9	16	36,069	1,860	37,928
MANUFACTURE OF PAPER, PAPER PRODUCTS AND PRINTING.....	9	44	53	192,938	63,920	256,857
Manufacture of paper and paper products.....	2	6	8	88,878	21,614	110,491
Publishing and printing services.....	7	38	45	104,060	42,306	146,366
MANUFACTURE OF CHEMICALS AND CHEMICAL PRODUCTS.....	13	30	43	227,624	215,087	442,711
Manufacture of basic chemicals, except fertilizers and nitrogen compounds.....	5	-	5	29,460	-	29,460
Manufacture of paints, varnishes and mastics .....	2	5	7	57,938	41,317	99,256

**NUMBER OF ESTABLISHMENTS AND TOTAL REVENUE FROM SALES BY INDUSTRIAL GROUP  
PUBLIC AND PRIVATE - 1997/98 (1990 E.F.Y.)**

TABLE 4.59 (Contd..)

INDUSTRIAL GROUP	NO. OF ESTABLISHMENTS			REVENUE FROM SALES (IN '000 BIRR)		
	PUBLIC	PRIVATE	TOTAL	PUBLIC	PRIVATE	TOTAL
Manufacture of pharmaceuticals, medicinal chemicals and botanical products.....	2	2	4	103,491	78,364	181,855
Manufacture of soap and detergents cleaning and polishing, perfumes and toilet preparations.....	2	20	22	27,258	85,962	113,220
Manufacture of chemical products n.e.c. ....	2	3	5	9,477	9,444	18,920
<b>MANUFACTURE OF RUBBER AND PLASTIC PRODUCTS.....</b>	<b>3</b>	<b>23</b>	<b>26</b>	<b>219,780</b>	<b>80,964</b>	<b>300,744</b>
Manufacture of rubber products.....	1	4	5	143,538	7,303	150,841
Manufacture of plastic products.....	2	19	21	76,242	73,661	149,903
<b>MANUFACTURE OF OTHER NON-METALLIC MINERAL PRODUCTS ....</b>	<b>19</b>	<b>68</b>	<b>87</b>	<b>462,855</b>	<b>53,781</b>	<b>516,637</b>
Manufacture of glass and glass products.....	1	2	3	27,794	3,253	31,047
Manufacture of structural clay products .....	2	3	5	10,022	775	10,797
Manufacture of cement, lime and plaster .....	5	4	9	370,433	658	371,091
Manufacture of articles of concrete, cement and plaster .....	7	53	60	30,610	19,883	50,492
Manufacture of non-metallic mineral products n.e.c....	4	6	10	23,996	29,213	53,209
<b>MANUFACTURE OF BASIC IRON AND STEEL.....</b>	<b>3</b>	<b>3</b>	<b>6</b>	<b>221,279</b>	<b>60,264</b>	<b>281,543</b>
Manufacture of basic iron and steel.....	3	3	6	221,279	60,264	281,543
<b>MANUFACTURE OF FABRICATED METAL PRODUCTS EXCEPT MACHINERY AND EQUIPMENT .....</b>	<b>5</b>	<b>35</b>	<b>40</b>	<b>53,078</b>	<b>20,476</b>	<b>73,554</b>
Manufacture of structural metal products, tanks, reservoirs and containers of metal .....	-	24	24	-	12,085	12,085
Manufacture of cutlery, hand tools and general hardware .....	2	5	7	9,855	1,316	11,172
Manufacture of other fabricated metal products .....	3	6	9	43,223	7,075	50,298
<b>MANUFACTURE OF MACHINERY AND EQUIPMENT N.E.C. ....</b>	<b>1</b>	<b>19</b>	<b>20</b>	<b>644</b>	<b>4,781</b>	<b>5,425</b>
Manufacture of pumps, compressors, taps and valves...	-	-	-	-	-	-
Manufacture of ovens, furnaces and furnace burners...	-	4	4	-	824	824
Manufacture of other general purpose machinery.....	-	4	4	-	281	281
Manufacture of machinery for food and beverage processing .....	-	10	10	-	3,507	3,507
Manufacture of accumulators, primary cells and and primary batteries .....	1	1	2	644	169	813
<b>MANUFACTURE OF MOTOR VEHICLES, TRAILERS &amp; SEMI-TRAILERS.</b>	<b>2</b>	<b>10</b>	<b>12</b>	<b>98,063</b>	<b>25,899</b>	<b>123,962</b>
Manufacture of bodies for motor vehicles.....	2	8	10	98,063	25,819	123,882
Manufacture of parts and accessories for motor vehicles and their engines.....	-	2	2	-	80	80
<b>MANUFACTURE OF FURNITURE; MANUFACTURING N.E.C. ....</b>	<b>8</b>	<b>110</b>	<b>118</b>	<b>16,042</b>	<b>88,902</b>	<b>104,944</b>
Manufacture of furniture; manufacturing n.e.c.....	8	110	118	16,042	88,902	104,944
<b>T O T A L .....</b>	<b>155</b>	<b>607</b>	<b>762</b>	<b>4,600,437</b>	<b>1,508,601</b>	<b>6,109,037</b>

REVENUE FROM SALES BY SOURCE AND INDUSTRIAL GROUP - PUBLIC AND PRIVATE  
1997/98 (1990 E.F.Y.)

TABLE 4.60

(IN '000 BIRR)

INDUSTRIAL GROUP	REVENUE FROM SALES		
	LOCAL	EXPORT	TOTAL
MANUFACTURE OF FOOD PRODUCTS AND BEVERAGES.....	2,320,897	182,543	2,503,441
Production, processing and preserving of meat, fruit and vegetables .....	43,725	2,775	46,500
Manufacture of vegetable and animal oils and fats....	77,645	-	77,645
Manufacture of dairy products .....	11,697	-	11,697
Manufacture of grain mill products .....	347,722	-	347,722
Manufacture of prepared animal feeds .....	3,671	-	3,671
Manufacture of bakery products .....	151,825	-	151,825
Manufacture of sugar and sugar confectionery .....	770,687	3,610	774,297
Manufacture of macaroni and spaghetti.....	78,393	-	78,393
Manufacture of food products n.e.c. ....	66,371	31,974	98,345
Distilling, rectifying and blending of spirits .....	75,023	-	75,023
Manufacture of wines .....	18,103	174	18,277
Manufacture of malt liquors and malt .....	494,869	-	494,869
Manufacture of soft drinks & production of mineral waters .....	181,167	144,010	325,177
MANUFACTURE OF TOBACCO PRODUCTS .....	238,329	-	238,329
Manufacture of tobacco products.....	238,329	-	238,329
MANUFACTURE OF TEXTILES .....	572,406	14,988	587,394
Spinning, weaving and finishing of textiles .....	510,721	14,988	525,709
Manufacture of cordage, rope, twine and netting .....	58,434	-	58,434
Knitting mills .....	3,251	-	3,251
MANUFACTURE OF WEARING APPAREL, EXCEPT FUR APPAREL....	50,928	225	51,153
Manufacture of wearing apparel except fur apparel....	50,928	225	51,153
TANNING AND DRESSING OF LEATHER; MANUFACTURE OF FOOTWEAR, LUGGAGE AND HANDBAGS .....	237,541	346,873	584,414
Tanning and dressing of leather, luggage and handbags.	81,656	346,549	428,205
Manufacture of footwear.....	155,885	324	156,209
MANUFACTURE OF WOOD AND OF PRODUCTS OF WOOD AND CORK, EXCEPT FURNITURE .....	37,928	-	37,928
Manufacture of wood and of products of wood and cork, except furniture.....	37,928	-	37,928
MANUFACTURE OF PAPER, PAPER PRODUCTS AND PRINTING.....	256,692	165	256,857
Manufacture of paper and paper products.....	110,326	165	110,491
Publishing and printing services.....	146,366	-	146,366
MANUFACTURE OF CHEMICALS AND CHEMICAL PRODUCTS.....	442,711	-	442,711
Manufacture of basic chemicals, except fertilizers and nitrogen compounds.....	29,460	-	29,460
Manufacture of paints, varnishes and mastics .....	99,256	-	99,256

REVENUE FROM SALES BY SOURCE AND INDUSTRIAL GROUP - PUBLIC AND PRIVATE  
1997/98 (1990 E.F.Y.)

TABLE 4.60 (Contd..)

(IN '000 BIRR)

INDUSTRIAL GROUP	REVENUE FROM SALES		
	LOCAL	EXPORT	TOTAL
Manufacture of pharmaceuticals, medicinal chemicals and botanical products.....	181,855	-	181,855
Manufacture of soap and detergents cleaning and polishing, perfumes and toilet preparations.....	113,220	-	113,220
Manufacture of chemical products n.e.c. ....	18,920	-	18,920
<b>MANUFACTURE OF RUBBER AND PLASTIC PRODUCTS.....</b>	<b>300,744</b>	<b>-</b>	<b>300,744</b>
Manufacture of rubber products.....	150,841	-	150,841
Manufacture of plastic products.....	149,903	-	149,903
<b>MANUFACTURE OF OTHER NON-METALLIC MINERAL PRODUCTS ....</b>	<b>516,296</b>	<b>341</b>	<b>516,637</b>
Manufacture of glass and glass products.....	31,047	-	31,047
Manufacture of structural clay products .....	10,797	-	10,797
Manufacture of cement, lime and plaster .....	371,091	-	371,091
Manufacture of articles of concrete, cement and plaster .....	50,492	-	50,492
Manufacture of non-metallic mineral products n.e.c....	52,868	341	53,209
<b>MANUFACTURE OF BASIC IRON AND STEEL.....</b>	<b>281,543</b>	<b>-</b>	<b>281,543</b>
Manufacture of basic iron and steel.....	281,543	-	281,543
<b>MANUFACTURE OF FABRICATED METAL PRODUCTS EXCEPT MACHINERY AND EQUIPMENT .....</b>	<b>73,554</b>	<b>-</b>	<b>73,554</b>
Manufacture of structural metal products, tanks, reservoirs and containers of metal .....	12,085	-	12,085
Manufacture of cutlery, hand tools and general hardware .....	11,172	-	11,172
Manufacture of other fabricated metal products .....	50,298	-	50,298
<b>MANUFACTURE OF MACHINERY AND EQUIPMENT N.E.C. ....</b>	<b>5,425</b>	<b>-</b>	<b>5,425</b>
Manufacture of pumps, compressors, taps and valves...	-	-	-
Manufacture of ovens, furnaces and furnace burners...	824	-	824
Manufacture of other general purpose machinery.....	281	-	281
Manufacture of machinery for food and beverage processing .....	3,507	-	3,507
Manufacture of accumulators, primary cells and and primary batteries .....	813	-	813
<b>MANUFACTURE OF MOTOR VEHICLES, TRAILERS &amp; SEMI-TRAILERS.</b>	<b>123,962</b>	<b>-</b>	<b>123,962</b>
Manufacture of bodies for motor vehicles.....	123,882	-	123,882
Manufacture of parts and accessories for motor vehicles and their engines.....	80	-	80
<b>MANUFACTURE OF FURNITURE; MANUFACTURING N.E.C. ....</b>	<b>104,685</b>	<b>259</b>	<b>104,944</b>
Manufacture of furniture; manufacturing n.e.c.....	104,685	259	104,944
<b>T O T A L .....</b>	<b>5,563,643</b>	<b>545,395</b>	<b>6,109,037</b>

REVENUE FROM SALES BY SOURCE AND INDUSTRIAL GROUP - PUBLIC  
1997/98 (1990 E.F.Y.)

TABLE 4.61

(IN '000 BIRR)

INDUSTRIAL GROUP	REVENUE FROM SALES		
	LOCAL	EXPORT	TOTAL
MANUFACTURE OF FOOD PRODUCTS AND BEVERAGES.....	1,932,010	21,865	1,953,874
Production, processing and preserving of meat, fruit and vegetables .....	35,930	1,406	37,336
Manufacture of vegetable and animal oils and fats....	40,078	-	40,078
Manufacture of dairy products .....	11,697	-	11,697
Manufacture of grain mill products .....	223,387	-	223,387
Manufacture of prepared animal feeds .....	3,413	-	3,413
Manufacture of bakery products .....	94,693	-	94,693
Manufacture of sugar and sugar confectionery .....	769,166	3,610	772,776
Manufacture of macaroni and spaghetti.....	73,234	-	73,234
Manufacture of food products n.e.c. ....	34,966	16,674	51,641
Distilling, rectifying and blending of spirits .....	65,191	-	65,191
Manufacture of wines .....	18,103	174	18,277
Manufacture of malt liquors and malt .....	494,869	-	494,869
Manufacture of soft drinks & production of mineral waters .....	67,282	-	67,282
MANUFACTURE OF TOBACCO PRODUCTS .....	238,329	-	238,329
Manufacture of tobacco products.....	238,329	-	238,329
MANUFACTURE OF TEXTILES .....	555,018	14,988	570,006
Spinning, weaving and finishing of textiles .....	496,585	14,988	511,573
Manufacture of cordage, rope, twine and netting .....	58,434	-	58,434
Knitting mills .....	-	-	-
MANUFACTURE OF WEARING APPAREL, EXCEPT FUR APPAREL.....	25,130	-	25,130
Manufacture of wearing apparel except fur apparel....	25,130	-	25,130
TANNING AND DRESSING OF LEATHER; MANUFACTURE OF FOOTWEAR, LUGGAGE AND HANDBAGS .....	141,149	143,577	284,726
Tanning and dressing of leather, luggage and handbags.	63,502	143,577	207,079
Manufacture of footwear.....	77,647	-	77,647
MANUFACTURE OF WOOD AND OF PRODUCTS OF WOOD AND CORK, EXCEPT FURNITURE .....	36,069	-	36,069
Manufacture of wood and of products of wood and cork, except furniture.....	36,069	-	36,069
MANUFACTURE OF PAPER, PAPER PRODUCTS AND PRINTING.....	192,938	-	192,938
Manufacture of paper and paper products.....	88,878	-	88,878
Publishing and printing services.....	104,060	-	104,060
MANUFACTURE OF CHEMICALS AND CHEMICAL PRODUCTS.....	227,624	-	227,624
Manufacture of basic chemicals, except fertilizers and nitrogen compounds.....	29,460	-	29,460
Manufacture of paints, varnishes and mastics .....	57,938	-	57,938

REVENUE FROM SALES BY SOURCE AND INDUSTRIAL GROUP - PUBLIC  
1997/98 (1990 E.F.Y.)

TABLE 4.61 (Contd..)

(IN '000 BIRR)

INDUSTRIAL GROUP	REVENUE FROM SALES		
	LOCAL	EXPORT	TOTAL
Manufacture of pharmaceuticals, medicinal chemicals and botanical products.....	103,491	-	103,491
Manufacture of soap and detergents cleaning and polishing, perfumes and toilet preparations.....	27,258	-	27,258
Manufacture of chemical products n.e.c. ....	9,477	-	9,477
MANUFACTURE OF RUBBER AND PLASTIC PRODUCTS.....	219,780	-	219,780
Manufacture of rubber products.....	143,538	-	143,538
Manufacture of plastic products.....	76,242	-	76,242
MANUFACTURE OF OTHER NON-METALLIC MINERAL PRODUCTS ....	462,855	-	462,855
Manufacture of glass and glass products.....	27,794	-	27,794
Manufacture of structural clay products .....	10,022	-	10,022
Manufacture of cement, lime and plaster .....	370,433	-	370,433
Manufacture of articles of concrete, cement and plaster .....	30,610	-	30,610
Manufacture of non-metallic mineral products n.e.c....	23,996	-	23,996
MANUFACTURE OF BASIC IRON AND STEEL.....	221,279	-	221,279
Manufacture of basic iron and steel.....	221,279	-	221,279
MANUFACTURE OF FABRICATED METAL PRODUCTS EXCEPT MACHINERY AND EQUIPMENT .....	53,078	-	53,078
Manufacture of structural metal products, tanks, reservoirs and containers of metal .....	-	-	-
Manufacture of cutlery, hand tools and general hardware .....	9,855	-	9,855
Manufacture of other fabricated metal products .....	43,223	-	43,223
MANUFACTURE OF MACHINERY AND EQUIPMENT N.E.C. ....	644	-	644
Manufacture of pumps, compressors, taps and valves...	-	-	-
Manufacture of ovens, furnaces and furnace burners...	-	-	-
Manufacture of other general purpose machinery.....	-	-	-
Manufacture of machinery for food and beverage processing .....	-	-	-
Manufacture of accumulators, primary cells and and primary batteries .....	644	-	644
MANUFACTURE OF MOTOR VEHICLES, TRAILERS & SEMI-TRAILERS.	98,063	-	98,063
Manufacture of bodies for motor vehicles.....	98,063	-	98,063
Manufacture of parts and accessories for motor vehicles and their engines.....	-	-	-
MANUFACTURE OF FURNITURE; MANUFACTURING N.E.C. ....	16,042	-	16,042
Manufacture of furniture; manufacturing n.e.c.....	16,042	-	16,042
T O T A L .....	4,420,007	180,429	4,600,437

REVENUE FROM SALES BY SOURCE AND INDUSTRIAL GROUP - PRIVATE  
1997/98 (1990 E.F.Y.)

TABLE 4.62

(IN '000 BIRR)

INDUSTRIAL GROUP	REVENUE FROM SALES		
	LOCAL	EXPORT	TOTAL
MANUFACTURE OF FOOD PRODUCTS AND BEVERAGES.....	388,888	160,679	549,566
Production, processing and preserving of meat, fruit and vegetables .....	7,795	1,369	9,163
Manufacture of vegetable and animal oils and fats....	37,567	-	37,567
Manufacture of dairy products .....	-	-	-
Manufacture of grain mill products .....	124,335	-	124,335
Manufacture of prepared animal feeds .....	258	-	258
Manufacture of bakery products .....	57,131	-	57,131
Manufacture of sugar and sugar confectionery .....	1,521	-	1,521
Manufacture of macaroni and spaghetti.....	5,158	-	5,158
Manufacture of food products n.e.c. ....	31,405	15,300	46,704
Distilling, rectifying and blending of spirits .....	9,832	-	9,832
Manufacture of wines .....	-	-	-
Manufacture of malt liquors and malt .....	-	-	-
Manufacture of soft drinks & production of mineral waters .....	113,885	144,010	257,895
MANUFACTURE OF TOBACCO PRODUCTS .....	-	-	-
Manufacture of tobacco products.....	-	-	-
MANUFACTURE OF TEXTILES .....	17,388	-	17,388
Spinning, weaving and finishing of textiles .....	14,136	-	14,136
Manufacture of cordage, rope, twine and netting .....	-	-	-
Knitting mills .....	3,251	-	3,251
MANUFACTURE OF WEARING APPAREL, EXCEPT FUR APPAREL.....	25,798	225	26,023
Manufacture of wearing apparel except fur apparel....	25,798	225	26,023
TANNING AND DRESSING OF LEATHER; MANUFACTURE OF FOOTWEAR, LUGGAGE AND HANDBAGS .....	96,392	203,296	299,689
Tanning and dressing of leather, luggage and handbags.	18,153	202,972	221,126
Manufacture of footwear.....	78,239	324	78,563
MANUFACTURE OF WOOD AND OF PRODUCTS OF WOOD AND CORK, EXCEPT FURNITURE .....	1,860	-	1,860
Manufacture of wood and of products of wood and cork, except furniture.....	1,860	-	1,860
MANUFACTURE OF PAPER, PAPER PRODUCTS AND PRINTING.....	63,755	165	63,920
Manufacture of paper and paper products.....	21,449	165	21,614
Publishing and printing services.....	42,306	-	42,306
MANUFACTURE OF CHEMICALS AND CHEMICAL PRODUCTS.....	215,087	-	215,087
Manufacture of basic chemicals, except fertilizers and nitrogen compounds.....	-	-	-
Manufacture of paints, varnishes and mastics .....	41,317	-	41,317

REVENUE FROM SALES BY SOURCE AND INDUSTRIAL GROUP - PRIVATE  
1997/98 (1990 E.F.Y.)

TABLE 4.62 (Contd..)

(IN '000 BIRR)

INDUSTRIAL GROUP	REVENUE FROM SALES		
	LOCAL	EXPORT	TOTAL
Manufacture of pharmaceuticals, medicinal chemicals and botanical products.....	78,364	-	78,364
Manufacture of soap and detergents cleaning and polishing, perfumes and toilet preparations.....	85,962	-	85,962
Manufacture of chemical products n.e.c. ....	9,444	-	9,444
<b>MANUFACTURE OF RUBBER AND PLASTIC PRODUCTS.....</b>			
Manufacture of rubber products.....	80,964	-	80,964
Manufacture of plastic products.....	7,303	-	7,303
	73,661	-	73,661
<b>MANUFACTURE OF OTHER NON-METALLIC MINERAL PRODUCTS ....</b>			
Manufacture of glass and glass products.....	53,440	341	53,781
Manufacture of structural clay products .....	3,253	-	3,253
Manufacture of cement, lime and plaster .....	775	-	775
Manufacture of articles of concrete, cement and plaster .....	658	-	658
Manufacture of non-metallic mineral products n.e.c....	19,883	-	19,883
	28,872	341	29,213
<b>MANUFACTURE OF BASIC IRON AND STEEL.....</b>			
Manufacture of basic iron and steel.....	60,264	-	60,264
	60,264	-	60,264
<b>MANUFACTURE OF FABRICATED METAL PRODUCTS EXCEPT MACHINERY AND EQUIPMENT .....</b>			
Manufacture of structural metal products, tanks, reservoirs and containers of metal .....	20,476	-	20,476
Manufacture of cutlery, hand tools and general hardware .....	12,085	-	12,085
Manufacture of other fabricated metal products .....	1,316	-	1,316
	7,075	-	7,075
<b>MANUFACTURE OF MACHINERY AND EQUIPMENT N.E.C. ....</b>			
Manufacture of pumps, compressors, taps and valves...	4,781	-	4,781
Manufacture of ovens, furnaces and furnace burners...	-	-	-
Manufacture of other general purpose machinery.....	824	-	824
Manufacture of machinery for food and beverage processing .....	281	-	281
Manufacture of accumulators, primary cells and and primary batteries .....	3,507	-	3,507
	169	-	169
<b>MANUFACTURE OF MOTOR VEHICLES, TRAILERS &amp; SEMI-TRAILERS.</b>			
Manufacture of bodies for motor vehicles.....	25,899	-	25,899
Manufacture of parts and accessories for motor vehicles and their engines.....	25,819	-	25,819
	80	-	80
<b>MANUFACTURE OF FURNITURE; MANUFACTURING N.E.C. ....</b>			
Manufacture of furniture; manufacturing n.e.c.....	88,643	259	88,902
	88,643	259	88,902
<b>T O T A L . . . . .</b>	<b>1,143,635</b>	<b>364,965</b>	<b>1,508,601</b>

**PART V**

**STATISTICAL TABLES ON TIME SERIES  
DATA OF LARGE AND MEDIUM SCALE  
MANUFACTURING INDUSTRIES**

**1993/94 – 1997/98 (1986 – 1990 E.F.Y.)**

PART V

MANUFACTURING INDUSTRIES  
DATA OF LARGE AND MEDIUM SCALE  
STATISTICAL TABLES ON TIME SERIES

199394 - 199198 (1986 - 1990 F.Y.)

NUMBER OF PERSONS ENGAGED BY INDUSTRIAL GROUP - PUBLIC AND PRIVATE  
1993/94 (1986 E.F.Y.) - 1997/98 (1990 E.F.Y.)

TABLE 5.1

INDUSTRIAL GROUP	NUMBER OF PERSONS ENGAGED				
	1986	1987	1988	1989	1990
MANUFACTURE OF FOOD PRODUCTS AND BEVERAGES.....	24,104	23,729	23,729	24,014	25,959
Production, processing and preserving of meat, fruit and vegetables .....	3,695	3,040	3,003	2,918	2,492
Manufacture of vegetable and animal oils and fats...	1,751	1,889	1,737	1,280	1,690
Manufacture of dairy products .....	97	43	265	265	264
Manufacture of grain mill products .....	3,670	3,546	2,478	2,824	3,150
Manufacture of prepared animal feeds .....	203	223	202	218	207
Manufacture of bakery products .....	1,763	1,753	2,818	2,867	3,057
Manufacture of sugar and sugar confectionery .....	3,983	4,070	4,384	4,847	5,704
Manufacture of macaroni and spaghetti.....	462	459	337	354	520
Manufacture of food products n.e.c. ....	1,089	646	756	839	706
Distilling, rectifying and blending of spirits .....	804	1,079	810	868	857
Manufacture of wines .....	727	724	698	682	687
Manufacture of malt liquors and malt .....	2,718	2,854	2,865	2,725	2,844
Manufacture of soft drinks & production of mineral waters .....	3,142	3,403	3,376	3,327	3,781
MANUFACTURE OF TOBACCO PRODUCTS .....	993	987	982	953	898
Manufacture of tobacco products.....	993	987	982	953	898
MANUFACTURE OF TEXTILES .....	30,423	30,960	28,417	27,239	25,116
Spinning, weaving and finishing of textiles .....	26,929	27,448	24,986	24,195	22,220
Manufacture of cordage, rope, twine and netting ....	3,304	3,359	3,275	2,750	2,698
Knitting mills .....	190	153	156	294	198
MANUFACTURE OF WEARING APPAREL, EXCEPT FUR APPAREL....	4,066	3,971	4,106	4,607	4,218
Manufacture of wearing apparel except fur apparel...	4,066	3,971	4,106	4,607	4,218
TANNING AND DRESSING OF LEATHER; MANUFACTURE OF FOOTWEAR, LUGGAGE AND HANDBAGS .....	7,264	7,105	7,863	8,235	7,673
Tanning and dressing of leather, luggage and handbags	3,349	3,371	3,614	3,971	3,740
Manufacture of footwear.....	3,915	3,734	4,249	4,264	3,933
MANUFACTURE OF WOOD AND OF PRODUCTS OF WOOD AND CORK, EXCEPT FURNITURE .....	2,728	2,557	2,530	1,918	1,317
Manufacture of wood and of products of wood and cork, except furniture.....	2,728	2,557	2,530	1,918	1,317
MANUFACTURE OF PAPER, PAPER PRODUCTS AND PRINTING ....	4,620	5,007	5,579	5,132	5,580
Manufacture of paper and paper products.....	1,359	1,362	1,272	1,465	1,423
Publishing and printing services.....	3,261	3,645	4,307	3,667	4,157
MANUFACTURE OF CHEMICALS AND CHEMICAL PRODUCTS.....	2,127	2,701	2,847	3,714	4,155
Manufacture of basic chemicals, except fertilizers and nitrogen compounds.....	192	170	499	1,119	1,116
Manufacture of paints, varnishes and mastics .....	272	465	429	421	458

NUMBER OF PERSONS ENGAGED BY INDUSTRIAL GROUP - PUBLIC AND PRIVATE  
1993/94(1986 E.F.Y.) - 1997/98 (1990 E.F.Y.)

TABLE 5.1 (Contd..)

INDUSTRIAL GROUP	NUMBER OF PERSONS ENGAGED				
	1986	1987	1988	1989	1990
Manufacture of pharmaceuticals, medicinal chemicals and botanical products.....	501	511	501	484	977
Manufacture of soap and detergents cleaning and polishing, perfumes and toilet preparations.....	1,075	1,423	1,308	1,479	1,347
Manufacture of chemical products n.e.c. ....	87	132	110	211	257
<b>MANUFACTURE OF RUBBER AND PLASTIC PRODUCTS.....</b>	<b>2,030</b>	<b>2,009</b>	<b>2,224</b>	<b>2,421</b>	<b>3,092</b>
Manufacture of rubber products.....	886	940	1,121	959	1,106
Manufacture of plastic products.....	1,144	1,069	1,103	1,462	1,986
<b>MANUFACTURE OF OTHER NON-METALLIC MINERAL PRODUCTS ...</b>	<b>4,658</b>	<b>5,365</b>	<b>6,120</b>	<b>6,753</b>	<b>7,306</b>
Manufacture of glass and glass products.....	434	468	663	572	654
Manufacture of structural clay products .....	784	632	643	404	495
Manufacture of cement, lime and plaster .....	1,648	1,810	1,730	1,902	1,910
Manufacture of articles of concrete, cement and plaster .....	1,441	1,845	2,624	2,559	2,509
Manufacture of non-metallic mineral products n.e.c..	351	610	460	1,316	1,738
<b>MANUFACTURE OF BASIC IRON AND STEEL.....</b>	<b>1,120</b>	<b>1,183</b>	<b>1,121</b>	<b>1,133</b>	<b>1,138</b>
Manufacture of basic iron and steel.....	1,120	1,183	1,121	1,133	1,138
<b>MANUFACTURE OF FABRICATED METAL PRODUCTS EXCEPT MACHINERY AND EQUIPMENT .....</b>	<b>1,850</b>	<b>2,093</b>	<b>2,050</b>	<b>1,915</b>	<b>1,940</b>
Manufacture of structural metal products, tanks, reservoirs and containers of metal .....	487	606	598	585	492
Manufacture of cutlery, hand tools and general hardware .....	549	648	573	456	520
Manufacture of other fabricated metal products .....	814	839	879	874	928
<b>MANUFACTURE OF MACHINERY AND EQUIPMENT N.E.C. ....</b>	<b>289</b>	<b>289</b>	<b>464</b>	<b>537</b>	<b>402</b>
Manufacture of pumps, compressors, taps and valves..	178	175	143	140	-
Manufacture of ovens, furnaces and furnace burners..	-	-	70	57	58
Manufacture of other general purpose machinery.....	-	-	31	79	37
Manufacture of machinery for food and beverage processing .....	-	-	131	171	209
Manufacture of accumulators, primary cells and and primary batteries .....	111	114	89	90	98
<b>MANUFACTURE OF MOTOR VEHICLES .....</b>	<b>386</b>	<b>404</b>	<b>713</b>	<b>821</b>	<b>905</b>
Manufacture of bodies for motor vehicles.....	386	404	687	804	866
Manufacture of parts and accessories for motor vehicles and their engines.....	-	-	26	17	39
<b>MANUFACTURE OF FURNITURE; MANUFACTURING N.E.C. ....</b>	<b>2,204</b>	<b>2,319</b>	<b>2,454</b>	<b>3,774</b>	<b>4,324</b>
Manufacture of furniture; manufacturing n.e.c.....	2,204	2,319	2,454	3,774	4,324
<b>T O T A L</b>	<b>88,862</b>	<b>90,679</b>	<b>91,199</b>	<b>93,166</b>	<b>94,023</b>

NUMBER OF EMPLOYEES BY INDUSTRIAL GROUP - PUBLIC AND PRIVATE  
1993/94(1986 E.F.Y.) - 1997/98 (1990 E.F.Y.)

TABLE 5.2

INDUSTRIAL GROUP	NUMBER OF EMPLOYEES				
	1986	1987	1988	1989	1990
MANUFACTURE OF FOOD PRODUCTS AND BEVERAGES.....	23,898	23,553	23,198	23,830	25,720
Production, processing and preserving of meat, fruit and vegetables .....	3,695	3,040	3,003	2,918	2,492
Manufacture of vegetable and animal oils and fats...	1,721	1,863	1,665	1,253	1,639
Manufacture of dairy products .....	97	43	265	265	264
Manufacture of grain mill products .....	3,670	3,546	2,469	2,811	3,112
Manufacture of prepared animal feeds .....	203	223	202	217	205
Manufacture of bakery products .....	1,610	1,621	2,676	2,748	2,937
Manufacture of sugar and sugar confectionery .....	3,970	4,061	4,376	4,835	5,689
Manufacture of macaroni and spaghetti.....	462	459	337	354	520
Manufacture of food products n.e.c. ....	1,089	646	755	834	697
Distilling, rectifying and blending of spirits .....	794	1,070	802	861	853
Manufacture of wines .....	727	724	407	682	687
Manufacture of malt liquors and malt .....	2,718	2,854	2,865	2,725	2,844
Manufacture of soft drinks & production of mineral waters .....	3,142	3,403	3,376	3,327	3,781
MANUFACTURE OF TOBACCO PRODUCTS .....	993	987	982	953	898
Manufacture of tobacco products.....	993	987	982	953	898
MANUFACTURE OF TEXTILES .....	30,406	30,941	28,387	27,215	25,093
Spinning, weaving and finishing of textiles .....	26,924	27,446	24,982	24,191	22,211
Manufacture of cordage, rope, twine and netting ....	3,304	3,352	3,274	2,750	2,698
Knitting mills .....	178	143	131	274	184
MANUFACTURE OF WEARING APPAREL, EXCEPT FUR APPAREL....	4,043	3,962	4,054	4,582	4,190
Manufacture of wearing apparel except fur apparel...	4,043	3,962	4,054	4,582	4,190
TANNING AND DRESSING OF LEATHER; MANUFACTURE OF FOOTWEAR, LUGGAGE AND HANDBAGS .....	7,189	7,035	7,748	8,144	7,589
Tanning and dressing of leather, luggage and handbags	3,349	3,369	3,610	3,969	3,735
Manufacture of footwear.....	3,840	3,666	4,138	4,175	3,854
MANUFACTURE OF WOOD AND OF PRODUCTS OF WOOD AND CORK, EXCEPT FURNITURE .....	2,717	2,554	2,495	1,907	1,305
Manufacture of wood and of products of wood and cork, except furniture.....	2,717	2,554	2,495	1,907	1,305
MANUFACTURE OF PAPER, PAPER PRODUCTS AND PRINTING.....	4,600	4,998	5,550	5,103	5,554
Manufacture of paper and paper products.....	1,357	1,362	1,270	1,462	1,420
Publishing and printing services.....	3,243	3,636	4,280	3,641	4,134
MANUFACTURE OF CHEMICALS AND CHEMICAL PRODUCTS.....	2,090	2,681	2,825	3,683	4,138
Manufacture of basic chemicals, except fertilizers and nitrogen compounds.....	190	170	499	1,119	1,116
Manufacture of paints, varnishes and mastics .....	272	465	429	419	455

NUMBER OF EMPLOYEES BY INDUSTRIAL GROUP - PUBLIC AND PRIVATE  
1993/94(1986 E.F.Y.) - 1997/98 (1990 E.F.Y.)

TABLE 5.2 (Contd..)

INDUSTRIAL GROUP	NUMBER OF EMPLOYEES				
	1986	1987	1988	1989	1990
Manufacture of pharmaceuticals, medicinal chemicals and botanical products.....	501	510	500	484	977
Manufacture of soap and detergents cleaning and polishing, perfumes and toilet preparations.....	1,045	1,407	1,290	1,450	1,333
Manufacture of chemical products n.e.c. ....	82	129	107	211	257
MANUFACTURE OF RUBBER AND PLASTIC PRODUCTS.....	2,003	2,004	2,219	2,416	3,082
Manufacture of rubber products.....	875	940	1,121	956	1,103
Manufacture of plastic products.....	1,128	1,064	1,098	1,460	1,979
MANUFACTURE OF OTHER NON-METALLIC MINERAL PRODUCTS ...	4,606	5,332	6,038	6,654	7,229
Manufacture of glass and glass products.....	434	468	663	572	654
Manufacture of structural clay products .....	781	631	640	400	489
Manufacture of cement, lime and plaster .....	1,648	1,810	1,730	1,902	1,907
Manufacture of articles of concrete, cement and plaster .....	1,399	1,814	2,545	2,467	2,445
Manufacture of non-metallic mineral products n.e.c..	344	609	460	1,313	1,734
MANUFACTURE OF BASIC IRON AND STEEL.....	1,120	1,183	1,121	1,132	1,138
Manufacture of basic iron and steel.....	1,120	1,183	1,121	1,132	1,138
MANUFACTURE OF FABRICATED METAL PRODUCTS EXCEPT MACHINERY AND EQUIPMENT .....	1,798	2,051	2,006	1,861	1,887
Manufacture of structural metal products, tanks, reservoirs and containers of metal .....	452	572	562	538	454
Manufacture of cutlery, hand tools and general hardware .....	534	640	571	456	515
Manufacture of other fabricated metal products .....	812	839	873	867	918
MANUFACTURE OF MACHINERY AND EQUIPMENT N.E.C. ....	287	287	436	522	358
Manufacture of pumps, compressors, taps and valves..	178	175	143	140	-
Manufacture of ovens, furnaces and furnace burners..	-	-	56	54	51
Manufacture of other general purpose machinery.....	-	-	27	74	32
Manufacture of machinery for food and beverage processing .....	-	-	121	164	178
Manufacture of accumulators, primary cells and and primary batteries .....	109	112	89	90	97
MANUFACTURE OF MOTOR VEHICLES .....	386	404	705	812	899
Manufacture of bodies for motor vehicles.....	386	404	681	795	861
Manufacture of parts and accessories for motor vehicles and their engines.....	-	-	24	17	38
MANUFACTURE OF FURNITURE; MANUFACTURING N.E.C. ....	2,106	2,241	2,275	3,551	4,136
Manufacture of furniture; manufacturing n.e.c.....	2,106	2,241	2,275	3,551	4,136
T O T A L	88,242	90,213	90,039	92,365	93,216

NUMBER OF FEMALE EMPLOYEES BY INDUSTRIAL GROUP - PUBLIC AND PRIVATE  
1993/94(1986 E.F.Y.) - 1997/98 (1990 E.F.Y.)

TABLE 5.3

INDUSTRIAL GROUP	NUMBER OF FEMALE EMPLOYEES				
	1986	1987	1988	1989	1990
MANUFACTURE OF FOOD PRODUCTS AND BEVERAGES.....	5,207	5,526	4,772	4,938	4,895
Production, processing and preserving of meat, fruit and vegetables .....	1,202	919	924	907	676
Manufacture of vegetable and animal oils and fats...	224	219	214	152	219
Manufacture of dairy products .....	18	11	74	74	74
Manufacture of grain mill products .....	836	843	416	440	494
Manufacture of prepared animal feeds .....	35	42	37	41	38
Manufacture of bakery products .....	329	324	700	736	811
Manufacture of sugar and sugar confectionery .....	270	887	332	347	322
Manufacture of macaroni and spaghetti.....	186	190	137	152	137
Manufacture of food products n.e.c. ....	140	53	62	76	95
Distilling, rectifying and blending of spirits .....	337	363	360	333	335
Manufacture of wines .....	242	219	110	214	212
Manufacture of malt liquors and malt .....	628	639	634	622	640
Manufacture of soft drinks & production of mineral waters .....	760	817	772	844	842
MANUFACTURE OF TOBACCO PRODUCTS .....	373	371	369	367	349
Manufacture of tobacco products.....	373	371	369	367	349
MANUFACTURE OF TEXTILES .....	13,428	13,676	12,416	11,564	10,784
Spinning, weaving and finishing of textiles .....	12,104	12,276	11,044	10,312	9,585
Manufacture of cordage, rope, twine and netting ....	1,226	1,304	1,297	1,119	1,108
Knitting mills .....	98	96	75	133	91
MANUFACTURE OF WEARING APPAREL, EXCEPT FUR APPAREL....	2,921	2,808	2,756	3,269	2,507
Manufacture of wearing apparel except fur apparel....	2,921	2,808	2,756	3,269	2,507
TANNING AND DRESSING OF LEATHER; MANUFACTURE OF FOOTWEAR, LUGGAGE AND HANDBAGS .....	2,061	2,018	2,337	2,243	2,233
Tanning and dressing of leather, luggage and handbags	615	615	615	648	707
Manufacture of footwear.....	1,446	1,403	1,722	1,595	1,526
MANUFACTURE OF WOOD AND OF PRODUCTS OF WOOD AND CORK, EXCEPT FURNITURE .....	313	318	334	267	234
Manufacture of wood and of products of wood and cork, except furniture.....	313	318	334	267	234
MANUFACTURE OF PAPER, PAPER PRODUCTS AND PRINTING.....	1,602	1,777	1,994	1,820	2,075
Manufacture of paper and paper products.....	373	383	430	462	485
Publishing and printing services.....	1,229	1,394	1,564	1,358	1,590
MANUFACTURE OF CHEMICALS AND CHEMICAL PRODUCTS.....	762	814	857	934	1,234
Manufacture of basic chemicals, except fertilizers and nitrogen compounds.....	48	41	62	120	116
Manufacture of paints, varnishes and mastics .....	59	85	90	81	93

NUMBER OF FEMALE EMPLOYEES BY INDUSTRIAL GROUP - PUBLIC AND PRIVATE  
1993/94(1986 E.F.Y.) - 1997/98 (1990 E.F.Y.)

TABLE 5.3 (Contd..)

INDUSTRIAL GROUP	NUMBER OF FEMALE EMPLOYEES				
	1986	1987	1988	1989	1990
Manufacture of pharmaceuticals, medicinal chemicals and botanical products.....	242	234	251	248	542
Manufacture of soap and detergents cleaning and polishing, perfumes and toilet preparations.....	380	412	412	413	390
Manufacture of chemical products n.e.c. ....	33	42	42	72	93
MANUFACTURE OF RUBBER AND PLASTIC PRODUCTS.....	475	438	502	567	825
Manufacture of rubber products.....	95	96	95	128	128
Manufacture of plastic products.....	380	342	407	439	697
MANUFACTURE OF OTHER NON-METALLIC MINERAL PRODUCTS ...	516	515	706	931	956
Manufacture of glass and glass products.....	81	82	147	149	144
Manufacture of structural clay products .....	104	76	89	75	76
Manufacture of cement, lime and plaster .....	160	160	190	182	175
Manufacture of articles of concrete, cement and plaster .....	97	132	219	276	292
Manufacture of non-metallic mineral products n.e.c..	74	65	61	249	269
MANUFACTURE OF BASIC IRON AND STEEL.....	88	147	101	106	114
Manufacture of basic iron and steel.....	88	147	101	106	114
MANUFACTURE OF FABRICATED METAL PRODUCTS EXCEPT MACHINERY AND EQUIPMENT .....	276	312	319	266	300
Manufacture of structural metal products, tanks, reservoirs and containers of metal .....	34	50	53	36	30
Manufacture of cutlery, hand tools and general hardware .....	101	123	116	90	98
Manufacture of other fabricated metal products .....	141	139	150	140	172
MANUFACTURE OF MACHINERY AND EQUIPMENT N.E.C. ....	63	57	65	77	36
Manufacture of pumps, compressors, taps and valves..	44	42	34	33	-
Manufacture of ovens, furnaces and furnace burners..	-	-	4	7	4
Manufacture of other general purpose machinery.....	-	-	1	10	6
Manufacture of machinery for food and beverage processing .....	-	-	10	11	11
Manufacture of accumulators, primary cells and and primary batteries .....	19	15	16	16	15
MANUFACTURE OF MOTOR VEHICLES .....	69	75	100	114	94
Manufacture of bodies for motor vehicles.....	69	75	99	113	90
Manufacture of parts and accessories for motor vehicles and their engines.....	-	-	1	1	4
MANUFACTURE OF FURNITURE; MANUFACTURING N.E.C. ....	281	295	281	443	541
Manufacture of furniture; manufacturing n.e.c.....	281	295	281	443	541
T O T A L	28,435	29,147	27,909	27,906	27,177

WAGES AND SALARIES BY INDUSTRIAL GROUP - PUBLIC AND PRIVATE  
1993/94(1986 E.F.Y.) - 1997/98 (1990 E.F.Y.)

(IN '000 BIRR)

TABLE 5.4

INDUSTRIAL GROUP	WAGES AND SALARIES				
	1986	1987	1988	1989	1990
MANUFACTURE OF FOOD PRODUCTS AND BEVERAGES.....	113,643	122,241	135,669	147,535	160,217
Production, processing and preserving of meat, fruit and vegetables .....	13,256	10,444	11,552	10,266	8,566
Manufacture of vegetable and animal oils and fats...	7,096	7,698	7,423	5,311	6,960
Manufacture of dairy products .....	303	148	869	869	877
Manufacture of grain mill products .....	16,969	19,470	13,918	16,105	16,936
Manufacture of prepared animal feeds .....	477	793	824	705	744
Manufacture of bakery products .....	5,568	4,242	9,837	10,166	11,088
Manufacture of sugar and sugar confectionery .....	25,469	29,806	38,745	45,485	47,805
Manufacture of macaroni and spaghetti.....	1,501	2,046	1,521	2,013	3,314
Manufacture of food products n.e.c. ....	3,218	1,824	2,525	3,051	3,309
Distilling, rectifying and blending of spirits .....	4,470	4,692	4,911	5,802	6,500
Manufacture of wines .....	3,252	3,826	4,534	4,154	4,405
Manufacture of malt liquors and malt .....	15,332	18,103	20,050	23,111	24,546
Manufacture of soft drinks & production of mineral waters .....	16,732	19,150	18,959	20,496	25,167
MANUFACTURE OF TOBACCO PRODUCTS .....	6,340	8,591	8,914	12,156	9,034
Manufacture of tobacco products.....	6,340	8,591	8,914	12,156	9,034
MANUFACTURE OF TEXTILES .....	116,698	115,189	104,936	102,548	99,363
Spinning, weaving and finishing of textiles .....	106,445	105,692	94,747	90,056	87,518
Manufacture of cordage, rope, twine and netting ....	9,849	9,133	9,871	11,817	11,401
Knitting mills .....	404	364	318	675	443
MANUFACTURE OF WEARING APPAREL, EXCEPT FUR APPAREL....	12,163	11,443	12,331	14,842	15,633
Manufacture of wearing apparel except fur apparel...	12,163	11,443	12,331	14,842	15,633
TANNING AND DRESSING OF LEATHER; MANUFACTURE OF FOOTWEAR, LUGGAGE AND HANDBAGS .....	37,979	41,697	49,175	47,899	45,775
Tanning and dressing of leather, luggage and handbags	22,609	26,389	30,056	28,864	25,950
Manufacture of footwear.....	15,370	15,307	19,119	19,035	19,825
MANUFACTURE OF WOOD AND OF PRODUCTS OF WOOD AND CORK, EXCEPT FURNITURE .....	11,282	11,046	11,582	8,803	7,480
Manufacture of wood and of products of wood and cork, except furniture.....	11,282	11,046	11,582	8,803	7,480
MANUFACTURE OF PAPER, PAPER PRODUCTS AND PRINTING.....	26,393	31,024	35,459	35,068	39,731
Manufacture of paper and paper products.....	7,143	8,360	7,758	9,705	9,881
Publishing and printing services.....	19,250	22,664	27,701	25,363	29,850
MANUFACTURE OF CHEMICALS AND CHEMICAL PRODUCTS.....	11,048	13,067	15,749	20,278	22,710
Manufacture of basic chemicals, except fertilizers and nitrogen compounds.....	1,148	1,091	3,012	6,631	6,639
Manufacture of paints, varnishes and mastics .....	1,774	2,661	2,816	2,677	3,717

WAGES AND SALARIES BY INDUSTRIAL GROUP - PUBLIC AND PRIVATE  
1993/94(1986 E.F.Y.) - 1997/98 (1990 E.F.Y.)

TABLE 5.4 (Contd..)

(IN '000 BIRR)

INDUSTRIAL GROUP	WAGES AND SALARIES				
	1986	1987	1988	1989	1990
Manufacture of pharmaceuticals, medicinal chemicals and botanical products.....	2,734	3,096	3,288	3,873	4,341
Manufacture of soap and detergents cleaning and polishing, perfumes and toilet preparations.....	4,542	5,152	5,784	6,335	6,346
Manufacture of chemical products n.e.c. ....	850	1,067	848	763	1,667
MANUFACTURE OF RUBBER AND PLASTIC PRODUCTS.....	12,335	13,960	13,330	18,692	20,572
Manufacture of rubber products.....	6,241	7,188	6,445	9,640	10,129
Manufacture of plastic products.....	6,093	6,772	6,885	9,052	10,443
MANUFACTURE OF OTHER NON-METALLIC MINERAL PRODUCTS ...	18,747	22,613	31,531	36,944	36,756
Manufacture of glass and glass products.....	2,028	2,457	2,919	2,566	3,529
Manufacture of structural clay products .....	2,375	2,207	2,213	2,288	2,296
Manufacture of cement, lime and plaster .....	8,240	9,624	15,394	15,595	14,892
Manufacture of articles of concrete, cement and plaster .....	4,497	5,977	7,956	9,063	8,918
Manufacture of non-metallic mineral products n.e.c..	1,608	2,348	3,050	7,432	7,121
MANUFACTURE OF BASIC IRON AND STEEL.....	7,173	7,424	8,346	9,223	10,591
Manufacture of basic iron and steel.....	7,173	7,424	8,346	9,223	10,591
MANUFACTURE OF FABRICATED METAL PRODUCTS EXCEPT MACHINERY AND EQUIPMENT .....	10,303	11,544	11,928	10,991	11,989
Manufacture of structural metal products, tanks, reservoirs and containers of metal .....	1,907	2,314	2,285	2,331	2,171
Manufacture of cutlery, hand tools and general hardware .....	2,892	3,715	3,519	2,552	2,741
Manufacture of other fabricated metal products .....	5,503	5,515	6,123	6,108	7,078
MANUFACTURE OF MACHINERY AND EQUIPMENT N.E.C. ....	1,680	1,791	2,300	2,540	1,424
Manufacture of pumps, compressors, taps and valves..	1,094	1,114	1,007	1,053	-
Manufacture of ovens, furnaces and furnace burners..	-	-	217	176	164
Manufacture of other general purpose machinery.....	-	-	58	239	75
Manufacture of machinery for food and beverage processing .....	-	-	475	571	659
Manufacture of accumulators, primary cells and and primary batteries .....	585	677	543	500	526
MANUFACTURE OF MOTOR VEHICLES .....	3,875	4,719	5,679	7,168	8,631
Manufacture of bodies for motor vehicles.....	3,875	4,719	5,616	7,108	8,389
Manufacture of parts and accessories for motor vehicles and their engines.....	-	-	63	60	242
MANUFACTURE OF FURNITURE; MANUFACTURING N.E.C. ....	8,851	9,981	10,076	14,945	20,349
Manufacture of furniture; manufacturing n.e.c.....	8,851	9,981	10,076	14,945	20,349
T O T A L	398,509	426,329	457,007	489,631	510,256

GROSS VALUE OF PRODUCTION BY INDUSTRIAL GROUP - PUBLIC AND PRIVATE  
1993/94(1986 E.F.Y.) - 1997/98 (1990 E.F.Y.)

TABLE 5.5

(IN '000 BIRR)

INDUSTRIAL GROUP	GROSS VALUE OF PRODUCTION				
	1986	1987	1988	1989	1990
MANUFACTURE OF FOOD PRODUCTS AND BEVERAGES.....	1,319,393	1,740,592	2,180,690	2,227,632	2,532,706
Production, processing and preserving of meat, fruit and vegetables .....	64,399	46,445	64,345	45,502	52,735
Manufacture of vegetable and animal oils and fats...	44,984	69,622	61,738	53,069	85,158
Manufacture of dairy products .....	8,602	12,949	10,384	11,217	12,340
Manufacture of grain mill products .....	234,900	369,145	331,465	391,151	353,504
Manufacture of prepared animal feeds .....	4,879	7,797	4,011	4,074	3,919
Manufacture of bakery products .....	52,282	69,925	160,321	137,510	154,583
Manufacture of sugar and sugar confectionery .....	231,864	283,795	577,466	584,258	765,417
Manufacture of macaroni and spaghetti.....	32,757	52,579	52,620	45,918	80,034
Manufacture of food products n.e.c. ....	43,253	35,871	54,395	78,525	102,391
Distilling, rectifying and blending of spirits .....	48,887	54,687	60,849	67,134	73,330
Manufacture of wines .....	22,816	33,613	30,173	21,104	18,693
Manufacture of malt liquors and malt .....	345,927	459,424	508,285	492,756	497,330
Manufacture of soft drinks & production of mineral waters .....	183,843	244,741	264,638	295,414	333,273
MANUFACTURE OF TOBACCO PRODUCTS .....	191,227	199,936	244,188	240,371	243,776
Manufacture of tobacco products.....	191,227	199,936	244,188	240,371	243,776
MANUFACTURE OF TEXTILES .....	645,872	586,729	699,239	669,276	592,081
Spinning, weaving and finishing of textiles .....	565,491	524,763	627,684	593,341	526,347
Manufacture of cordage, rope, twine and netting ....	77,456	59,430	68,260	70,258	62,328
Knitting mills .....	2,925	2,536	3,296	5,676	3,407
MANUFACTURE OF WEARING APPAREL, EXCEPT FUR APPAREL....	76,259	64,452	71,729	58,201	54,904
Manufacture of wearing apparel except fur apparel...	76,259	64,452	71,729	58,201	54,904
TANNING AND DRESSING OF LEATHER; MANUFACTURE OF FOOTWEAR, LUGGAGE AND HANDBAGS .....	376,970	601,358	634,500	648,357	652,487
Tanning and dressing of leather, luggage and handbags	288,401	482,044	490,895	483,364	478,300
Manufacture of footwear.....	88,569	119,315	143,605	164,993	174,187
MANUFACTURE OF WOOD AND OF PRODUCTS OF WOOD AND CORK, EXCEPT FURNITURE .....	59,969	65,993	66,595	55,174	40,954
Manufacture of wood and of products of wood and cork, except furniture.....	59,969	65,993	66,595	55,174	40,954
MANUFACTURE OF PAPER, PAPER PRODUCTS AND PRINTING.....	208,496	200,807	291,564	263,419	291,224
Manufacture of paper and paper products.....	107,816	86,424	122,973	126,316	124,105
Publishing and printing services.....	100,681	114,383	168,591	137,103	167,119
MANUFACTURE OF CHEMICALS AND CHEMICAL PRODUCTS.....	243,753	282,388	317,525	347,381	472,468
Manufacture of basic chemicals, except fertilizers and nitrogen compounds.....	6,047	5,333	5,829	29,688	32,101
Manufacture of paints, varnishes and mastics .....	44,793	55,213	80,373	87,312	103,616

GROSS VALUE OF PRODUCTION BY INDUSTRIAL GROUP - PUBLIC AND PRIVATE  
1993/94(1986 E.F.Y.) - 1997/98 (1990 E.F.Y.)

TABLE 5.5 (Contd..)

(IN '000 BIRR)

INDUSTRIAL GROUP	GROSS VALUE OF PRODUCTION				
	1986	1987	1988	1989	1990
Manufacture of pharmaceuticals, medicinal chemicals and botanical products.....	69,793	59,078	59,345	103,623	188,277
Manufacture of soap and detergents cleaning and polishing, perfumes and toilet preparations.....	86,385	107,474	161,754	106,631	128,998
Manufacture of chemical products n.e.c. ....	36,734	55,290	10,225	20,127	19,476
MANUFACTURE OF RUBBER AND PLASTIC PRODUCTS.....	179,126	161,245	186,260	298,285	314,128
Manufacture of rubber products.....	94,683	76,337	90,938	143,398	161,080
Manufacture of plastic products.....	84,442	84,908	95,323	154,887	153,048
MANUFACTURE OF OTHER NON-METALLIC MINERAL PRODUCTS ...	223,418	336,652	419,673	544,208	550,963
Manufacture of glass and glass products.....	18,481	20,899	22,841	19,543	32,412
Manufacture of structural clay products .....	10,455	8,592	8,662	11,643	12,344
Manufacture of cement, lime and plaster .....	160,101	222,710	276,798	358,920	377,108
Manufacture of articles of concrete, cement and plaster .....	22,785	70,685	78,157	58,034	55,119
Manufacture of non-metallic mineral products n.e.c..	11,596	13,766	33,214	96,067	73,980
MANUFACTURE OF BASIC IRON AND STEEL.....	218,911	222,574	282,160	303,555	285,751
Manufacture of basic iron and steel.....	218,911	222,574	282,160	303,555	285,751
MANUFACTURE OF FABRICATED METAL PRODUCTS EXCEPT MACHINERY AND EQUIPMENT .....	82,079	86,601	111,147	102,153	81,417
Manufacture of structural metal products, tanks, reservoirs and containers of metal .....	11,133	15,728	19,067	14,129	13,085
Manufacture of cutlery, hand tools and general hardware .....	28,478	24,360	26,126	20,560	13,400
Manufacture of other fabricated metal products .....	42,468	46,513	65,955	67,464	54,932
MANUFACTURE OF MACHINERY AND EQUIPMENT N.E.C. ....	7,180	6,786	9,934	10,335	7,138
Manufacture of pumps, compressors, taps and valves..	2,757	4,034	3,756	5,030	-
Manufacture of ovens, furnaces and furnace burners..	-	-	2,383	1,774	923
Manufacture of other general purpose machinery.....	-	-	497	893	324
Manufacture of machinery for food and beverage processing .....	-	-	1,675	2,342	5,079
Manufacture of accumulators, primary cells and and primary batteries .....	4,424	2,752	1,624	297	811
MANUFACTURE OF MOTOR VEHICLES .....	133,330	320,340	217,872	134,954	155,871
Manufacture of bodies for motor vehicles.....	133,330	320,340	217,747	134,653	154,874
Manufacture of parts and accessories for motor vehicles and their engines.....	-	-	125	301	997
MANUFACTURE OF FURNITURE; MANUFACTURING N.E.C. ....	44,720	54,035	66,026	92,898	117,337
Manufacture of furniture; manufacturing n.e.c.....	44,720	54,035	66,026	92,898	117,337
T O T A L	4,010,703	4,930,487	5,799,104	5,996,199	6,393,206

CENSUS VALUE ADDED (AT MARKET PRICE) BY INDUSTRIAL GROUP - PUBLIC AND PRIVATE  
1993/94(1986 E.F.Y.) - 1997/98 (1990 E.F.Y.)

TABLE 5.6

(IN '000 BIRR)

INDUSTRIAL GROUP	CENSUS VALUE ADDED (AT MARKET PRICE)				
	1986	1987	1988	1989	1990
MANUFACTURE OF FOOD PRODUCTS AND BEVERAGES.....	815,872	1,029,654	1,307,278	1,331,997	1,516,340
Production, processing and preserving of meat, fruit and vegetables .....	41,593	19,559	25,395	20,026	26,967
Manufacture of vegetable and animal oils and fats...	14,548	24,079	22,193	14,754	17,905
Manufacture of dairy products .....	5,358	4,592	1,801	4,752	5,872
Manufacture of grain mill products .....	76,243	112,973	81,155	97,551	64,634
Manufacture of prepared animal feeds .....	1,597	3,443	1,736	1,819	1,667
Manufacture of bakery products .....	17,158	16,915	47,541	40,007	43,828
Manufacture of sugar and sugar confectionery .....	171,280	225,784	459,320	463,595	629,328
Manufacture of macaroni and spaghetti.....	13,573	16,520	25,987	23,467	45,460
Manufacture of food products n.e.c. ....	25,723	16,324	22,939	35,563	40,416
Distilling, rectifying and blending of spirits .....	38,399	46,879	43,038	51,566	48,165
Manufacture of wines .....	16,875	22,262	20,049	13,960	12,763
Manufacture of malt liquors and malt .....	271,278	362,182	379,732	369,709	362,582
Manufacture of soft drinks & production of mineral waters .....	122,246	158,142	176,391	195,228	216,753
MANUFACTURE OF TOBACCO PRODUCTS .....	154,039	155,768	120,085	181,541	177,383
Manufacture of tobacco products.....	154,039	155,768	120,085	181,541	177,383
MANUFACTURE OF TEXTILES .....	281,564	258,161	267,434	240,384	215,421
Spinning, weaving and finishing of textiles .....	256,138	229,251	234,944	206,932	181,311
Manufacture of cordage, rope, twine and netting ....	24,647	27,982	31,435	31,332	32,666
Knitting mills .....	778	929	1,055	2,119	1,444
MANUFACTURE OF WEARING APPAREL, EXCEPT FUR APPAREL....	30,757	24,916	32,738	24,586	18,427
Manufacture of wearing apparel except fur apparel...	30,757	24,916	32,738	24,586	18,427
TANNING AND DRESSING OF LEATHER; MANUFACTURE OF FOOTWEAR, LUGGAGE AND HANDBAGS .....	176,384	183,195	203,335	248,865	167,355
Tanning and dressing of leather, luggage and handbags	137,760	136,156	145,211	181,730	100,373
Manufacture of footwear.....	38,623	47,039	58,124	67,134	66,982
MANUFACTURE OF WOOD AND OF PRODUCTS OF WOOD AND CORK, EXCEPT FURNITURE .....	39,683	45,971	44,133	34,523	24,503
Manufacture of wood and of products of wood and cork, except furniture.....	39,683	45,971	44,133	34,523	24,503
MANUFACTURE OF PAPER, PAPER PRODUCTS AND PRINTING....	117,316	98,749	145,225	128,471	138,796
Manufacture of paper and paper products.....	58,797	31,904	46,229	55,713	47,290
Publishing and printing services.....	58,519	66,845	98,995	72,758	91,506
MANUFACTURE OF CHEMICALS AND CHEMICAL PRODUCTS.....	84,836	89,081	103,345	135,990	219,672
Manufacture of basic chemicals, except fertilizers and nitrogen compounds.....	3,701	3,717	-4,572	13,578	17,019
Manufacture of paints, varnishes and mastics .....	15,745	19,087	28,814	34,953	44,293

CENSUS VALUE ADDED (AT MARKET PRICE) BY INDUSTRIAL GROUP - PUBLIC AND PRIVATE  
1993/94(1986 E.F.Y.) - 1997/98 (1990 E.F.Y.)

TABLE 5.6 (Contd..)

(IN '000 BIRR)

INDUSTRIAL GROUP	CENSUS VALUE ADDED (AT MARKET PRICE)				
	1986	1987	1988	1989	1990
Manufacture of pharmaceuticals, medicinal chemicals and botanical products.....	29,922	23,240	20,567	43,892	106,342
Manufacture of soap and detergents cleaning and polishing, perfumes and toilet preparations.....	31,194	34,940	52,553	37,137	45,619
Manufacture of chemical products n.e.c. ....	4,274	8,097	5,983	6,431	6,400
MANUFACTURE OF RUBBER AND PLASTIC PRODUCTS.....	81,197	74,421	70,585	124,296	126,576
Manufacture of rubber products.....	48,250	36,339	33,368	54,639	64,045
Manufacture of plastic products.....	32,947	38,082	37,217	69,657	62,532
MANUFACTURE OF OTHER NON-METALLIC MINERAL PRODUCTS ...	114,810	163,422	206,594	280,282	281,269
Manufacture of glass and glass products.....	12,452	13,940	14,565	13,994	23,118
Manufacture of structural clay products .....	4,543	5,185	5,668	6,880	6,516
Manufacture of cement, lime and plaster .....	76,418	103,044	131,926	175,866	186,183
Manufacture of articles of concrete, cement and plaster .....	13,679	34,026	36,891	32,988	30,087
Manufacture of non-metallic mineral products n.e.c..	7,718	7,227	17,544	50,554	35,365
MANUFACTURE OF BASIC IRON AND STEEL.....	67,820	95,340	82,096	92,345	81,607
Manufacture of basic iron and steel.....	67,820	95,340	82,096	92,345	81,607
MANUFACTURE OF FABRICATED METAL PRODUCTS EXCEPT MACHINERY AND EQUIPMENT .....	34,718	38,937	52,270	47,657	37,338
Manufacture of structural metal products, tanks, reservoirs and containers of metal .....	4,240	5,871	8,341	6,870	5,246
Manufacture of cutlery, hand tools and general hardware .....	11,716	12,809	13,481	8,110	6,404
Manufacture of other fabricated metal products .....	18,762	20,257	30,449	32,678	25,687
MANUFACTURE OF MACHINERY AND EQUIPMENT N.E.C. ....	4,044	3,412	5,278	6,024	3,409
Manufacture of pumps, compressors, taps and valves..	1,707	1,916	2,026	3,259	-
Manufacture of ovens, furnaces and furnace burners..	-	-	1,068	1,032	441
Manufacture of other general purpose machinery.....	-	-	277	587	167
Manufacture of machinery for food and beverage processing .....	-	-	1,321	1,155	2,433
Manufacture of accumulators, primary cells and and primary batteries .....	2,337	1,497	586	-10	368
MANUFACTURE OF MOTOR VEHICLES .....	43,271	50,696	49,125	41,867	34,011
Manufacture of bodies for motor vehicles.....	43,271	50,696	49,018	41,665	33,498
Manufacture of parts and accessories for motor vehicles and their engines.....	-	-	107	202	513
MANUFACTURE OF FURNITURE; MANUFACTURING N.E.C. ....	23,841	28,207	33,293	48,075	61,864
Manufacture of furniture; manufacturing n.e.c.....	23,841	28,207	33,293	48,075	61,864
T O T A L	2,070,150	2,339,932	2,722,813	2,966,902	3,103,970

CENSUS VALUE ADDED (AT FACTOR COST) BY INDUSTRIAL GROUP - PUBLIC AND PRIVATE  
1993/94(1986 E.F.Y.) - 1997/98 (1990 E.F.Y.)

TABLE 5.7

(IN '000 BIRR)

INDUSTRIAL GROUP	CENSUS VALUE ADDED (AT FACTOR COST)				
	1986	1987	1988	1989	1990
MANUFACTURE OF FOOD PRODUCTS AND BEVERAGES.....	434,682	582,092	758,282	799,040	675,490
Production, processing and preserving of meat, fruit and vegetables .....	15,627	17,093	19,441	15,519	22,684
Manufacture of vegetable and animal oils and fats...	10,390	17,857	18,345	10,024	12,254
Manufacture of dairy products .....	4,978	4,035	1,311	4,239	5,290
Manufacture of grain mill products .....	63,911	86,917	65,665	75,287	50,350
Manufacture of prepared animal feeds .....	1,102	3,097	1,459	1,651	1,485
Manufacture of bakery products .....	16,206	15,456	39,099	32,886	36,688
Manufacture of sugar and sugar confectionery .....	83,538	155,439	324,967	349,741	219,074
Manufacture of macaroni and spaghetti.....	10,856	10,714	21,529	20,644	37,931
Manufacture of food products n.e.c. ....	24,302	14,967	20,509	33,833	34,469
Distilling, rectifying and blending of spirits .....	11,733	15,170	16,725	26,154	26,700
Manufacture of wines .....	10,715	12,350	10,747	7,338	7,209
Manufacture of malt liquors and malt .....	124,500	166,364	145,013	132,657	127,603
Manufacture of soft drinks & production of mineral waters .....	56,824	62,633	73,471	89,067	93,752
MANUFACTURE OF TOBACCO PRODUCTS .....	73,584	74,442	82,574	71,714	103,103
Manufacture of tobacco products.....	73,584	74,442	82,574	71,714	103,103
MANUFACTURE OF TEXTILES .....	217,562	193,837	183,751	171,668	149,408
Spinning, weaving and finishing of textiles .....	195,940	171,586	158,379	145,484	121,749
Manufacture of cordage, rope, twine and netting .....	20,953	21,495	24,391	24,449	26,405
Knitting mills .....	669	756	981	1,735	1,254
MANUFACTURE OF WEARING APPAREL, EXCEPT FUR APPAREL....	24,569	18,933	20,161	20,288	13,431
Manufacture of wearing apparel except fur apparel...	24,569	18,933	20,161	20,288	13,431
TANNING AND DRESSING OF LEATHER; MANUFACTURE OF FOOTWEAR, LUGGAGE AND HANDBAGS .....	155,746	157,814	171,566	213,201	140,404
Tanning and dressing of leather, luggage and handbags	124,285	121,017	127,442	161,897	89,309
Manufacture of footwear.....	31,462	36,796	44,125	51,304	51,095
MANUFACTURE OF WOOD AND OF PRODUCTS OF WOOD AND CORK, EXCEPT FURNITURE .....	34,313	39,500	37,860	30,014	20,950
Manufacture of wood and of products of wood and cork, except furniture.....	34,313	39,500	37,860	30,014	20,950
MANUFACTURE OF PAPER, PAPER PRODUCTS AND PRINTING.....	103,077	85,616	128,999	107,757	123,150
Manufacture of paper and paper products.....	48,269	23,845	35,838	42,167	38,554
Publishing and printing services.....	54,808	61,770	93,160	65,590	84,596
MANUFACTURE OF CHEMICALS AND CHEMICAL PRODUCTS.....	67,486	68,509	76,371	108,103	186,275
Manufacture of basic chemicals, except fertilizers and nitrogen compounds.....	3,041	3,189	-5,091	10,763	13,858
Manufacture of paints, varnishes and mastics .....	11,155	13,250	20,322	25,696	33,637

CENSUS VALUE ADDED (AT FACTOR COST) BY INDUSTRIAL GROUP - PUBLIC AND PRIVATE  
1993/94(1986 E.F.Y.) - 1997/98 (1990 E.F.Y.)

TABLE 5.7 (Contd..)

(IN '000 BIRR)

INDUSTRIAL GROUP	CENSUS VALUE ADDED (AT FACTOR COST)				
	1986	1987	1988	1989	1990
Manufacture of pharmaceuticals, medicinal chemicals and botanical products.....	26,389	20,545	17,727	39,278	100,845
Manufacture of soap and detergents cleaning and polishing, perfumes and toilet preparations.....	23,599	24,522	38,566	27,446	33,557
Manufacture of chemical products n.e.c. ....	3,302	7,003	4,848	4,920	4,378
MANUFACTURE OF RUBBER AND PLASTIC PRODUCTS.....	64,122	57,517	60,376	106,105	94,956
Manufacture of rubber products.....	38,606	28,609	32,966	50,326	47,495
Manufacture of plastic products.....	25,516	28,908	27,410	55,779	47,461
MANUFACTURE OF OTHER NON-METALLIC MINERAL PRODUCTS ...	92,655	133,611	174,511	224,327	226,258
Manufacture of glass and glass products.....	10,734	11,721	12,270	12,058	20,140
Manufacture of structural clay products .....	3,221	4,026	4,802	5,752	5,369
Manufacture of cement, lime and plaster .....	59,698	79,426	108,064	135,975	145,411
Manufacture of articles of concrete, cement and plaster .....	12,214	32,584	34,153	29,695	27,129
Manufacture of non-metallic mineral products n.e.c..	6,788	5,853	15,223	40,848	28,209
MANUFACTURE OF BASIC IRON AND STEEL.....	47,343	69,423	55,788	63,993	49,405
Manufacture of basic iron and steel.....	47,343	69,423	55,788	63,993	49,405
MANUFACTURE OF FABRICATED METAL PRODUCTS EXCEPT MACHINERY AND EQUIPMENT .....	28,442	31,015	41,752	37,157	30,163
Manufacture of structural metal products, tanks, reservoirs and containers of metal .....	3,577	4,423	6,609	6,196	4,595
Manufacture of cutlery, hand tools and general hardware .....	10,558	11,702	11,167	5,985	5,237
Manufacture of other fabricated metal products .....	14,307	14,891	23,976	24,975	20,331
MANUFACTURE OF MACHINERY AND EQUIPMENT N.E.C. ....	3,405	2,755	4,587	5,265	2,968
Manufacture of pumps, compressors, taps and valves..	1,465	1,556	1,712	2,867	-
Manufacture of ovens, furnaces and furnace burners..	-	-	939	952	384
Manufacture of other general purpose machinery.....	-	-	250	516	141
Manufacture of machinery for food and beverage processing .....	-	-	1,260	1,030	2,178
Manufacture of accumulators, primary cells and and primary batteries .....	1,940	1,199	427	-100	265
MANUFACTURE OF MOTOR VEHICLES .....	30,393	41,538	46,115	38,984	28,629
Manufacture of bodies for motor vehicles.....	30,393	41,538	46,007	38,795	28,125
Manufacture of parts and accessories for motor vehicles and their engines.....	-	-	107	189	504
MANUFACTURE OF FURNITURE; MANUFACTURING N.E.C. ....	20,644	24,216	28,935	40,993	52,685
Manufacture of furniture; manufacturing n.e.c.....	20,644	24,216	28,935	40,993	52,685
T O T A L	1,398,021	1,580,818	1,871,628	2,038,611	1,897,276

VALUE ADDED IN THE NATIONAL ACCOUNT CONCEPT (AT MARKET PRICE) BY INDUSTRIAL GROUP - PUBLIC AND PRIVATE  
1993/94(1986 E.F.Y.) - 1997/98 (1990 E.F.Y.)

TABLE 5.8

(IN '000 BIRR)

INDUSTRIAL GROUP	VALUE ADDED IN THE NATIONAL ACCOUNT CONCEPT (AT MARKET PRICE)				
	1986	1987	1988	1989	1990
MANUFACTURE OF FOOD PRODUCTS AND BEVERAGES.....	745,521	950,794	1,204,926	1,195,686	1,366,705
Production, processing and preserving of meat, fruit and vegetables .....	36,404	12,594	19,109	15,916	20,561
Manufacture of vegetable and animal oils and fats...	10,582	19,399	18,716	11,846	9,584
Manufacture of dairy products .....	4,738	969	880	3,839	4,686
Manufacture of grain mill products .....	69,035	102,129	71,698	77,185	46,579
Manufacture of prepared animal feeds .....	1,366	2,852	1,347	1,270	1,075
Manufacture of bakery products .....	15,966	14,960	42,353	35,663	39,231
Manufacture of sugar and sugar confectionery .....	150,790	219,103	440,762	441,533	612,187
Manufacture of macaroni and spaghetti.....	12,946	15,389	24,552	22,214	42,379
Manufacture of food products n.e.c. ....	22,804	14,018	18,541	30,853	31,592
Distilling, rectifying and blending of spirits .....	37,027	44,437	40,132	46,395	42,894
Manufacture of wines .....	16,501	18,421	17,497	11,438	10,813
Manufacture of malt liquors and malt .....	259,197	347,121	355,200	345,584	340,388
Manufacture of soft drinks & production of mineral waters .....	108,166	139,401	154,138	151,953	164,735
MANUFACTURE OF TOBACCO PRODUCTS .....	137,900	138,418	114,518	174,777	173,665
Manufacture of tobacco products.....	137,900	138,418	114,518	174,777	173,665
MANUFACTURE OF TEXTILES .....	262,125	229,718	240,319	208,815	190,033
Spinning, weaving and finishing of textiles .....	238,173	204,176	212,238	177,858	159,542
Manufacture of cordage, rope, twine and netting ....	23,264	24,730	27,224	29,127	29,349
Knitting mills .....	688	812	857	1,831	1,142
MANUFACTURE OF WEARING APPAREL, EXCEPT FUR APPAREL....	27,288	20,681	27,748	19,450	11,826
Manufacture of wearing apparel except fur apparel...	27,288	20,681	27,748	19,450	11,826
TANNING AND DRESSING OF LEATHER; MANUFACTURE OF FOOTWEAR, LUGGAGE AND HANDBAGS .....	147,032	159,855	177,551	213,468	135,398
Tanning and dressing of leather, luggage and handbags	113,288	117,534	124,335	152,843	74,984
Manufacture of footwear.....	33,744	42,321	53,216	60,625	60,414
MANUFACTURE OF WOOD AND OF PRODUCTS OF WOOD AND CORK, EXCEPT FURNITURE .....	34,175	38,723	38,402	30,001	20,807
Manufacture of wood and of products of wood and cork, except furniture.....	34,175	38,723	38,402	30,001	20,807
MANUFACTURE OF PAPER, PAPER PRODUCTS AND PRINTING.....	104,721	88,462	122,188	114,819	124,475
Manufacture of paper and paper products.....	51,737	28,236	37,814	51,270	42,688
Publishing and printing services.....	52,984	60,225	84,374	63,548	81,787
MANUFACTURE OF CHEMICALS AND CHEMICAL PRODUCTS.....	80,318	78,677	77,717	109,627	186,373
Manufacture of basic chemicals, except fertilizers and nitrogen compounds.....	3,302	3,374	-19,105	-1,884	736
Manufacture of paints, varnishes and mastics .....	15,135	17,924	25,715	32,140	40,036

VALUE ADDED IN THE NATIONAL ACCOUNT CONCEPT (AT MARKET PRICE) BY INDUSTRIAL GROUP - PUBLIC AND PRIVATE  
1993/94(1986 E.F.Y.) - 1997/98 (1990 E.F.Y.)

TABLE 5.8 (Contd..)

(IN '000 BIRR)

INDUSTRIAL GROUP	VALUE ADDED IN THE NATIONAL ACCOUNT CONCEPT (AT MARKET PRICE)				
	1986	1987	1988	1989	1990
Manufacture of pharmaceuticals, medicinal chemicals and botanical products.....	29,345	21,039	17,917	42,113	103,325
Manufacture of soap and detergents cleaning and polishing, perfumes and toilet preparations.....	29,277	31,024	48,834	31,832	37,428
Manufacture of chemical products n.e.c. ....	3,260	5,317	4,356	5,427	4,847
MANUFACTURE OF RUBBER AND PLASTIC PRODUCTS.....	72,091	67,909	63,112	94,291	110,470
Manufacture of rubber products.....	41,739	32,072	28,944	30,445	55,486
Manufacture of plastic products.....	30,352	35,837	34,168	63,846	54,985
MANUFACTURE OF OTHER NON-METALLIC MINERAL PRODUCTS ...	96,293	141,138	183,398	242,903	242,159
Manufacture of glass and glass products.....	11,649	11,799	12,757	12,732	17,464
Manufacture of structural clay products .....	2,989	4,586	4,814	5,678	5,141
Manufacture of cement, lime and plaster .....	63,992	90,477	119,665	157,263	170,751
Manufacture of articles of concrete, cement and plaster .....	11,025	28,363	30,828	26,349	23,664
Manufacture of non-metallic mineral products n.e.c..	6,638	5,912	15,334	40,880	25,139
MANUFACTURE OF BASIC IRON AND STEEL.....	63,349	87,548	78,591	87,521	74,895
Manufacture of basic iron and steel.....	63,349	87,548	78,591	87,521	74,895
MANUFACTURE OF FABRICATED METAL PRODUCTS EXCEPT MACHINERY AND EQUIPMENT .....	28,531	30,827	42,683	41,519	29,305
Manufacture of structural metal products, tanks, reservoirs and containers of metal .....	3,639	4,987	7,229	6,074	3,528
Manufacture of cutlery, hand tools and general hardware .....	9,773	9,855	9,842	7,164	5,170
Manufacture of other fabricated metal products .....	15,118	15,986	25,612	28,281	20,607
MANUFACTURE OF MACHINERY AND EQUIPMENT N.E.C. ....	3,608	2,716	4,335	4,683	2,787
Manufacture of pumps, compressors, taps and valves..	1,474	1,511	1,470	2,582	-
Manufacture of ovens, furnaces and furnace burners..	-	-	997	812	358
Manufacture of other general purpose machinery.....	-	-	241	486	136
Manufacture of machinery for food and beverage processing .....	-	-	1,253	943	2,087
Manufacture of accumulators, primary cells and and primary batteries .....	2,133	1,205	375	-140	206
MANUFACTURE OF MOTOR VEHICLES .....	35,286	42,580	40,497	31,452	20,032
Manufacture of bodies for motor vehicles.....	35,286	42,580	40,404	31,275	19,605
Manufacture of parts and accessories for motor vehicles and their engines.....	-	-	93	177	426
MANUFACTURE OF FURNITURE; MANUFACTURING N.E.C. ....	21,153	25,077	29,039	41,151	52,798
Manufacture of furniture; manufacturing n.e.c.....	21,153	25,077	29,039	41,151	52,798
T O T A L	1,859,390	2,103,122	2,445,024	2,610,162	2,741,728

VALUE ADDED IN THE NATIONAL ACCOUNT CONCEPT (AT FACTOR COST) BY INDUSTRIAL GROUP - PUBLIC AND PRIVATE  
1993/94(1986 E.F.Y.) - 1997/98 (1990 E.F.Y.)

TABLE 5.9

(IN '000 BIRR)

INDUSTRIAL GROUP	VALUE ADDED IN THE NATIONAL ACCOUNT CONCEPT (AT FACTOR COST)				
	1986	1987	1988	1989	1990
MANUFACTURE OF FOOD PRODUCTS AND BEVERAGES.....	364,331	503,232	655,930	662,729	525,856
Production, processing and preserving of meat, fruit and vegetables .....	10,437	10,129	13,155	11,409	16,277
Manufacture of vegetable and animal oils and fats...	6,424	13,178	14,868	7,116	3,934
Manufacture of dairy products .....	4,357	412	390	3,325	4,105
Manufacture of grain mill products .....	56,703	76,073	56,208	54,922	32,295
Manufacture of prepared animal feeds .....	870	2,507	1,070	1,102	893
Manufacture of bakery products .....	15,014	13,500	33,911	28,542	32,090
Manufacture of sugar and sugar confectionery .....	63,048	148,758	306,409	327,679	201,934
Manufacture of macaroni and spaghetti.....	10,228	9,582	20,094	19,391	34,850
Manufacture of food products n.e.c. ....	21,384	12,662	16,111	29,122	25,645
Distilling, rectifying and blending of spirits .....	10,361	12,729	13,819	20,983	21,429
Manufacture of wines .....	10,341	8,508	8,196	4,816	5,260
Manufacture of malt liquors and malt .....	112,419	151,302	120,482	108,532	105,409
Manufacture of soft drinks & production of mineral waters .....	42,743	43,891	51,218	45,792	41,734
MANUFACTURE OF TOBACCO PRODUCTS .....	57,445	57,092	77,008	64,950	99,384
Manufacture of tobacco products.....	57,445	57,092	77,008	64,950	99,384
MANUFACTURE OF TEXTILES .....	198,123	165,394	156,636	140,099	124,020
Spinning, weaving and finishing of textiles .....	177,975	146,512	135,673	116,409	99,980
Manufacture of cordage, rope, twine and netting .....	19,569	18,244	20,180	22,243	23,088
Knitting mills .....	579	639	783	1,447	952
MANUFACTURE OF WEARING APPAREL, EXCEPT FUR APPAREL....	21,100	14,698	15,170	15,153	6,830
Manufacture of wearing apparel except fur apparel....	21,100	14,698	15,170	15,153	6,830
TANNING AND DRESSING OF LEATHER; MANUFACTURE OF FOOTWEAR, LUGGAGE AND HANDBAGS .....	126,394	134,474	145,782	177,804	108,447
Tanning and dressing of leather, luggage and handbags	99,812	102,396	106,565	133,010	63,920
Manufacture of footwear.....	26,583	32,079	39,217	44,794	44,527
MANUFACTURE OF WOOD AND OF PRODUCTS OF WOOD AND CORK, EXCEPT FURNITURE .....	28,805	32,251	32,130	25,492	17,254
Manufacture of wood and of products of wood and cork, except furniture.....	28,805	32,251	32,130	25,492	17,254
MANUFACTURE OF PAPER, PAPER PRODUCTS AND PRINTING.....	90,483	75,328	105,962	94,105	108,829
Manufacture of paper and paper products.....	41,209	20,178	27,424	37,725	33,951
Publishing and printing services.....	49,273	55,150	78,539	56,380	74,878
MANUFACTURE OF CHEMICALS AND CHEMICAL PRODUCTS.....	62,968	58,106	50,743	81,740	152,976
Manufacture of basic chemicals, except fertilizers and nitrogen compounds.....	2,642	2,846	-19,623	-4,699	-2,425
Manufacture of paints, varnishes and mastics .....	10,545	12,086	17,224	22,882	29,381

VALUE ADDED IN THE NATIONAL ACCOUNT CONCEPT (AT FACTOR COST) BY INDUSTRIAL GROUP - PUBLIC AND PRIVATE  
1993/94(1986 E.F.Y.) - 1997/98 (1990 E.F.Y.)

TABLE 5.9 (Contd..)

(IN '000 BIRR)

INDUSTRIAL GROUP	VALUE ADDED IN THE NATIONAL ACCOUNT CONCEPT (AT FACTOR COST)				
	1986	1987	1988	1989	1990
Manufacture of pharmaceuticals, medicinal chemicals and botanical products.....	25,812	18,344	15,076	37,500	97,829
Manufacture of soap and detergents cleaning and polishing, perfumes and toilet preparations.....	21,681	20,607	34,847	22,141	25,366
Manufacture of chemical products n.e.c. ....	2,288	4,223	3,220	3,916	2,825
MANUFACTURE OF RUBBER AND PLASTIC PRODUCTS.....	55,016	51,004	52,903	76,100	78,850
Manufacture of rubber products.....	32,096	24,342	28,542	26,132	38,937
Manufacture of plastic products.....	22,920	26,662	24,362	49,968	39,913
MANUFACTURE OF OTHER NON-METALLIC MINERAL PRODUCTS ...	74,138	111,326	151,315	186,948	187,148
Manufacture of glass and glass products.....	9,931	9,581	10,461	10,797	14,486
Manufacture of structural clay products .....	1,668	3,427	3,948	4,549	3,994
Manufacture of cement, lime and plaster .....	47,272	66,859	95,803	117,373	129,979
Manufacture of articles of concrete, cement and plaster .....	9,559	26,921	28,090	23,055	20,706
Manufacture of non-metallic mineral products n.e.c..	5,708	4,538	13,013	31,174	17,983
MANUFACTURE OF BASIC IRON AND STEEL.....	42,871	61,630	52,284	59,169	42,694
Manufacture of basic iron and steel.....	42,871	61,630	52,284	59,169	42,694
MANUFACTURE OF FABRICATED METAL PRODUCTS EXCEPT MACHINERY AND EQUIPMENT .....	22,255	22,906	32,164	31,018	22,130
Manufacture of structural metal products, tanks, reservoirs and containers of metal .....	2,976	3,539	5,497	5,400	2,877
Manufacture of cutlery, hand tools and general hardware .....	8,615	8,747	7,528	5,040	4,003
Manufacture of other fabricated metal products .....	10,663	10,619	19,139	20,578	15,251
MANUFACTURE OF MACHINERY AND EQUIPMENT N.E.C. ....	2,968	2,059	3,644	3,924	2,346
Manufacture of pumps, compressors, taps and valves..	1,232	1,152	1,156	2,190	-
Manufacture of ovens, furnaces and furnace burners..	-	-	868	733	301
Manufacture of other general purpose machinery.....	-	-	213	414	110
Manufacture of machinery for food and beverage processing .....	-	-	1,192	818	1,832
Manufacture of accumulators, primary cells and and primary batteries .....	1,736	907	215	-230	103
MANUFACTURE OF MOTOR VEHICLES .....	22,408	33,422	37,486	28,569	14,650
Manufacture of bodies for motor vehicles.....	22,408	33,422	37,393	28,406	14,233
Manufacture of parts and accessories for motor vehicles and their engines.....	-	-	93	164	417
MANUFACTURE OF FURNITURE; MANUFACTURING N.E.C. ....	17,956	21,086	24,681	34,069	43,620
Manufacture of furniture; manufacturing n.e.c.....	17,956	21,086	24,681	34,069	43,620
T O T A L	1,187,261	1,344,008	1,593,839	1,681,871	1,535,034

PRODUCTION OF MAJOR MANUFACTURED ARTICLES  
1993/94 (1986 E.F.Y.) - 1997/98 (1990 E.F.Y.)

TABLE 5.10

NAME OF PRODUCT	UNIT	QUANTITY PRODUCED				
		1986	1987	1988	1989	1990
<b>FOOD</b>						
Meat	TONS	161	308	682	302	96
Vegetable Soup	"	320	379	1,990	225	186
Zigin and Shiro wet	"	231	503	860	176	315
Orange Juice	"	103	-	-	18	20
Marmalade	"	25	236	844	1,066	656
Tomato Paste	"	1,012	1,648	1,949	825	951
Milk Pasturized	H.L.	31,042	42,775	45,229	42,062	42,447
Butter and Ghee	TONS	75	81	45	74	78
Cheese	"	3	6	5	12	15
Edible Oil	"	4,217	5,755	4,870	5,321	8,679
Oil Cakes	"	10,485	18,231	20,606	16,797	26,618
Flour (Wheat)	"	74,664	115,968	121,160	140,499	105,157
Flour (Others)	"	2,254	1,558	-	-	344
Fafa, Dube, Edget, Meten etc	"	6,483	9,711	3,215	4,704	4,684
Macaroni and Pasta	"	11,189	19,065	14,564	17,646	19,872
Biscuits	"	6,793	9,722	7,822	6,694	10,567
Galetta	"	1,369	1,182	2,619	2,756	2,445
Bread	"	12,360	18,648	20,303	20,772	27,029
Coffee(milled)	"	-	-	-	16	31
Sugar	"	123,300	129,322	171,917	172,217	172,571
Tea	"	2,562	3,008	4,444	4,693	5,391
Molasses	"	54,176	54,683	58,235	44,321	50,048
Sweets	"	1,691	1,535	1,801	800	1,896
Animal Feed	"	6,919	10,549	4,601	5,453	4,991
Beer	H.L.	634,412	723,545	876,395	842,684	830,546
Wine	"	57,338	70,873	58,145	35,345	26,360
Liquors	"	46,938	29,057	16,915	29,783	29,130
Alcohol	"	14,395	2,317	18,986	16,218	14,821
Lemonade	"	546,171	710,483	741,079	669,316	655,259
Mineral Water	"	199,285	298,377	357,753	374,257	390,068
Malt	TONS	6,387	7,693	12,030	11,967	9,500
<b>TOBACCO</b>						
Cigarettes	('000 PCS)	1,468,427	1,582,750	1,861,930	2,024,230	2,028,920
<b>TEXTILES</b>						
Lint Cotton	"	-	-	-	5,458	6,324
Cotton Fabrics	('000 SQ.M)	60,591	50,016	47,599	34,577	38,030
Nylon Fabrics	"	3,752	4,910	5,161	4,193	4,722
Acrylic Yarn	TONS	470	535	277	2,420	1,257
Cotton Yarn	"	5,669	4,934	4,440	3,133	2,657
Woolen Fabrics	SQ.M.	40	46	-	-	-
Blanket (Woolen)	('000 SQ.M)	3,891	3,348	3,375	3,763	2,757
Blanket (Waste Cotton)	PCS	510,191	487,751	400,977	244,471	194,466
Blanket (Others)	"	-	-	-	8,275	16,527
Bed sheet	PCS	-	-	31,770	27,975	21,094
Shirts	DOZEN	-	-	10,939	12,376	16,266
Carpets	SQ.M.	13,457	17,238	17,840	12,752	6,323
Gunny Bags	TONS	4,047	10,263	6,648	6,418	7,649
Hosieries	DOZEN	76,652	47,582	57,975	174,620	172,040
Wearing Apparel (Except Leather)	"	51,064	44,539	26,407	21,883	35,988
Wearing Apparel (Leather)	PCS	22,464	12,637	10,411	16,838	7,599
Sweater	DOZEN	3,758	4,889	5,317	5,161	2,165
Sewing Thread	TONS	33	75	12	3	23
Emroidery	"	12	5	9	31	51
Jano Thread	"	8	23	25	24	17

PRODUCTION OF MAJOR MANUFACTURED ARTICLES  
1993/94(1986 E.F.Y.) - 1997/98 (1990 E.F.Y.)

TABLE 5.10(Contd.)

NAME OF PRODUCT	UNIT	1985	1986	1987	1988	1990
<b>LEATHER AND FOOTWEAR</b>						
Leather Shoes and Boots	PAIRS	1,199,174	1,159,392	1,384,703	1,179,602	1,080,430
Canvas and Rubber Shoes	"	1,609,372	2,196,258	1,783,897	3,874,952	749,830
Plastic Footwear	"	62,318	395,678	604,348	1,870,279	4,421,649
Leather Upper and Lining	('000 SQ.M)	1,179	1,123	1,136	419	545
Leather Sole	TONS	28	-	-	-	-
Semi Processed Skins	('000 PCS)	10,649	12,884	15,308	11,112	17,913
Leather Garment	('000 SQ.FT)	1,118	1,594	826	1,017	1,611
Plastic Sole	PAIRS	-	1,084,457	1,371,187	4,085,684	3,353,588
Crust Hides and Wet Blue Hides	('000 SQ.FT)	6,958	10,009	4,347	5,192	5,551
<b>WOOD</b>						
Timber	CUB. M	12,126	11,186	8,230	8,277	2,179
Plywood	"	1,137	1,358	1,072	944	985
Particle Board	"	9,306	11,123	10,636	14,826	8,308
<b>PAPER AND PRINTING</b>						
Paper	TONS	-	7,062	8,932	7,489	10,420
Boxing Paper	TONS	-	1,926	-	2,191	2,749
<b>CHEMICAL</b>						
Foam	CUB.M.	-	-	-	-	37,155
Soap	TONS	14,994	15,157	18,385	14,342	10,874
Carbon Dioxide	"	722	1,009	1,009	563	690
Oxygen	CUB.M	200,473	227,245	236,857	210,972	327,961
Plastic Crate	('000 PCS)	317	252	252	303	251
Paints	('000 LTR)	2,996	2,911	3,870	3,629	4,086
Vaseline	TONS	-	-	104	222	62
Paraffine	TONS	-	-	142	555	641
Varnishes and Lacquers	"	265	208	335	300	397
Capsules	('000 PCS)	188,549	108,766	149,101	241,242	230,315
Tablets	"	387,120	421,653	218,556	400,455	497,700
Antibiotics	"	4,333	4,939	3,346	6,104	6,323
Syrup	('000 LTR)	133	167	136	189	251
Ointment	TONS	83	91	38	54	49
Injection of 100 A	('000 PCS)	4,214	6,466	4,132	6,588	7,197
Tyres	PCS	171,279	167,532	80,387	151,483	152,469
Tubes	"	42,767	10,333	451,768	45,303	64,402
Electric Wires	('000 METERS)	15,640	11,596	12,758	13,349	17,223
Polythelene Products	TONS	1,288	1,758	3,208	5,734	4,153
Candles	"	348	256	319	725	946
Ball Pen	('000 PCS)	6,538	7,004	2,727	3,815	4,842
<b>NON-METALLIC MINERAL PRODUCTS</b>						
Cement	TONS	464,396	609,260	672,483	774,669	497,323
Cement Blocks	('000 PCS)	6,537	6,596	15,005	13,883	9,044
Cement Tubes	('000 PCS)	-	-	-	-	285
Cement Floor Tiles	SQ.M	203,662	177,398	709,347	531,233	368,328
Bricks of Clay	('000 PCS)	19,532	19,292	15,664	19,876	19,789
Lime	TONS	2,727	4,935	7,207	7,332	6,619
Glasses	('000 PCS)	1,687	4,261	4,180	880	2,731
Gravel	CUB.M	-	-	-	-	55,641
Marble	SQ.M	-	184,215	84,939	83,811	93,408
Glass Bottles	"	12,256	17,774	11,706	11,030	18,997
<b>METAL</b>						
Iron Bars	TONS	8,920	9,449	1,159	8,512	6,203
Wires	"	494	502	478	466	411
Nails	"	3,092	2,864	3,162	3,494	2,702
Iron Sheets	"	20,002	15,379	17,278	23,505	21,960
Crown Cork	('000 GROSS)	3,232	3,402	3,887	4,652	3,582
Motor Vehicle Spring	TONS	533	727	580	565	502
Metalic Door	SQ.M	-	-	-	-	14,348
Metalic Window	SQ.M	-	-	-	-	3,920

TOTAL FIXED ASSETS BY INDUSTRIAL GROUP - PUBLIC AND PRIVATE  
1993/94(1986 E.F.Y.) - 1997/98 (1990 E.F.Y.)

TABLE 5.11

(IN '000 BIRR)

INDUSTRIAL GROUP	TOTAL FIXED ASSETS				
	1986	1987	1988	1989	1990
MANUFACTURE OF FOOD PRODUCTS AND BEVERAGES.....	422,486	366,956	537,999	604,791	853,021
Production, processing and preserving of meat, fruit and vegetables .....	20,697	15,351	12,077	14,201	134,783
Manufacture of vegetable and animal oils and fats...	29,803	25,751	40,573	33,697	98,144
Manufacture of dairy products .....	3,649	2,278	3,230	3,109	3,323
Manufacture of grain mill products .....	45,799	46,113	105,289	129,791	112,499
Manufacture of prepared animal feeds .....	849	1,205	879	1,320	1,263
Manufacture of bakery products .....	16,449	15,560	22,469	50,510	65,681
Manufacture of sugar and sugar confectionery .....	43,173	47,320	77,425	51,373	71,437
Manufacture of macaroni and spaghetti.....	8,818	6,006	5,952	4,847	40,242
Manufacture of food products n.e.c. ....	31,723	16,018	16,625	42,055	41,069
Distilling, rectifying and blending of spirits .....	5,746	5,536	7,208	8,627	10,924
Manufacture of wines .....	876	729	656	552	912
Manufacture of malt liquors and malt .....	171,562	141,485	138,831	146,776	145,361
Manufacture of soft drinks & production of mineral waters .....	43,342	43,605	106,785	117,933	127,383
MANUFACTURE OF TOBACCO PRODUCTS .....	4,612	3,953	5,236	4,889	3,566
Manufacture of tobacco products.....	4,612	3,953	5,236	4,889	3,566
MANUFACTURE OF TEXTILES .....	563,547	558,081	496,434	478,581	417,593
Spinning, weaving and finishing of textiles .....	516,622	508,226	432,616	440,303	381,965
Manufacture of cordage, rope, twine and netting ....	46,419	49,668	61,435	35,789	31,925
Knitting mills .....	505	187	2,383	2,489	3,703
MANUFACTURE OF WEARING APPAREL, EXCEPT FUR APPAREL....	16,288	13,052	23,246	55,254	60,516
Manufacture of wearing apparel except fur apparel...	16,288	13,052	23,246	55,254	60,516
TANNING AND DRESSING OF LEATHER; MANUFACTURE OF FOOTWEAR, LUGGAGE AND HANDBAGS .....	62,687	77,950	128,894	140,998	238,237
Tanning and dressing of leather, luggage and handbags	31,913	43,932	47,310	60,138	137,687
Manufacture of footwear.....	30,774	34,017	81,584	80,861	100,551
MANUFACTURE OF WOOD AND OF PRODUCTS OF WOOD AND CORK, EXCEPT FURNITURE .....	6,587	3,949	10,094	9,977	6,250
Manufacture of wood and of products of wood and cork, except furniture.....	6,587	3,949	10,094	9,977	6,250
MANUFACTURE OF PAPER, PAPER PRODUCTS AND PRINTING .....	33,553	47,787	70,844	85,552	105,537
Manufacture of paper and paper products.....	10,547	13,769	12,426	34,706	43,671
Publishing and printing services.....	23,006	34,018	58,418	50,847	61,865
MANUFACTURE OF CHEMICALS AND CHEMICAL PRODUCTS.....	17,053	34,604	156,354	283,950	374,725
Manufacture of basic chemicals, except fertilizers and nitrogen compounds.....	1,292	1,275	110,518	202,916	166,874
Manufacture of paints, varnishes and mastics .....	1,103	8,178	10,430	32,040	37,065

TOTAL FIXED ASSETS BY INDUSTRIAL GROUP - PUBLIC AND PRIVATE  
1993/94(1986 E.F.Y.) - 1997/98 (1990 E.F.Y.)

TABLE 5.11 (Contd..)

(IN '000 BIRR)

INDUSTRIAL GROUP	TOTAL FIXED ASSETS				
	1986	1987	1988	1989	1990
Manufacture of pharmaceuticals, medicinal chemicals and botanical products.....	5,718	5,700	13,269	15,531	98,874
Manufacture of soap and detergents cleaning and polishing, perfumes and toilet preparations.....	5,571	14,169	20,557	30,652	62,898
Manufacture of chemical products n.e.c. ....	3,369	5,282	1,581	2,812	9,013
MANUFACTURE OF RUBBER AND PLASTIC PRODUCTS.....	221,943	232,322	250,611	299,704	287,866
Manufacture of rubber products.....	202,302	216,634	220,925	198,939	182,977
Manufacture of plastic products.....	19,641	15,688	29,687	100,764	104,889
MANUFACTURE OF OTHER NON-METALLIC MINERAL PRODUCTS ...	275,160	257,195	288,631	478,043	456,885
Manufacture of glass and glass products.....	18,496	16,911	14,242	30,744	23,290
Manufacture of structural clay products .....	4,545	1,956	6,659	4,025	1,907
Manufacture of cement, lime and plaster .....	236,532	218,718	205,014	184,186	174,156
Manufacture of articles of concrete, cement and plaster .....	11,271	13,924	31,075	44,890	37,152
Manufacture of non-metallic mineral products n.e.c..	4,315	5,686	31,641	214,198	220,381
MANUFACTURE OF BASIC IRON AND STEEL.....	6,079	7,560	7,696	19,362	34,228
Manufacture of basic iron and steel.....	6,079	7,560	7,696	19,362	34,228
MANUFACTURE OF FABRICATED METAL PRODUCTS EXCEPT MACHINERY AND EQUIPMENT .....	115,939	109,987	123,121	105,514	106,262
Manufacture of structural metal products, tanks, reservoirs and containers of metal .....	6,976	14,989	20,845	13,095	9,445
Manufacture of cutlery, hand tools and general hardware .....	3,603	20,972	19,541	2,586	5,731
Manufacture of other fabricated metal products .....	105,360	74,027	82,734	89,833	91,086
MANUFACTURE OF MACHINERY AND EQUIPMENT N.E.C. ....	13,702	12,700	14,459	16,516	5,447
Manufacture of pumps, compressors, taps and valves..	13,310	12,008	11,499	11,205	-
Manufacture of ovens, furnaces and furnace burners..	-	-	786	587	410
Manufacture of other general purpose machinery.....	-	-	799	2,056	1,067
Manufacture of machinery for food and beverage processing .....	-	-	999	2,304	3,610
Manufacture of accumulators, primary cells and and primary batteries .....	392	692	377	363	360
MANUFACTURE OF MOTOR VEHICLES .....	19,522	20,429	30,253	53,446	66,308
Manufacture of bodies for motor vehicles.....	19,522	20,429	30,003	52,918	62,838
Manufacture of parts and accessories for motor vehicles and their engines.....	-	-	250	528	3,469
MANUFACTURE OF FURNITURE; MANUFACTURING N.E.C. ....	16,955	25,528	46,251	91,913	103,685
Manufacture of furniture; manufacturing n.e.c.....	16,955	25,528	46,251	91,913	103,685
T O T A L	1,796,112	1,772,054	2,190,123	2,728,490	3,120,126

NEW CAPITAL EXPENDITURE BY INDUSTRIAL GROUP - PUBLIC AND PRIVATE  
1993/94(1986 E.F.Y.) - 1997/98 (1990 E.F.Y.)

TABLE 5.12

(IN '000 BIRR)

INDUSTRIAL GROUP	NEW CAPITAL EXPENDITURE				
	1986	1987	1988	1989	1990
MANUFACTURE OF FOOD PRODUCTS AND BEVERAGES.....	55,478	43,770	94,687	95,567	183,580
Production, processing and preserving of meat, fruit and vegetables .....	908	2,305	2,507	1,832	3,434
Manufacture of vegetable and animal oils and fats...	729	421	5,877	2,129	50,819
Manufacture of dairy products .....	-	808	-	114	433
Manufacture of grain mill products .....	2,482	4,091	9,241	20,906	4,668
Manufacture of prepared animal feeds .....	-	95	32	226	105
Manufacture of bakery products .....	345	2,766	3,204	5,547	31,466
Manufacture of sugar and sugar confectionery .....	14,108	9,016	41,726	16,910	10,420
Manufacture of macaroni and spaghetti.....	344	479	287	-	3,461
Manufacture of food products n.e.c. ....	6,017	1,927	100	2,236	1,084
Distilling, rectifying and blending of spirits ....	523	1,343	816	1,832	4,489
Manufacture of wines .....	84	100	53	-	474
Manufacture of malt liquors and malt .....	25,634	15,589	27,113	22,998	41,761
Manufacture of soft drinks & production of mineral waters .....	4,304	4,830	3,731	20,838	30,966
MANUFACTURE OF TOBACCO PRODUCTS .....	1,479	409	1,414	667	276
Manufacture of tobacco products.....	1,479	409	1,414	667	276
MANUFACTURE OF TEXTILES .....	38,162	6,768	11,328	15,766	33,964
Spinning, weaving and finishing of textiles .....	37,830	3,807	6,939	14,920	32,043
Manufacture of cordage, rope, twine and netting ....	332	2,951	4,299	682	1,234
Knitting mills .....	-	10	90	164	687
MANUFACTURE OF WEARING APPAREL, EXCEPT FUR APPAREL....	3,045	794	2,752	9,298	2,200
Manufacture of wearing apparel except fur apparel....	3,045	794	2,752	9,298	2,200
TANNING AND DRESSING OF LEATHER; MANUFACTURE OF FOOTWEAR, LUGGAGE AND HANDBAGS .....	26,129	22,678	22,175	20,980	30,786
Tanning and dressing of leather, luggage and handbags	13,875	16,797	8,632	9,510	7,927
Manufacture of footwear.....	12,254	5,881	13,543	11,470	22,859
MANUFACTURE OF WOOD AND OF PRODUCTS OF WOOD AND CORK, EXCEPT FURNITURE .....	235	599	1,214	999	1,136
Manufacture of wood and of products of wood and cork, except furniture.....	235	599	1,214	999	1,136
MANUFACTURE OF PAPER, PAPER PRODUCTS AND PRINTING .....	8,803	17,264	8,570	23,002	16,469
Manufacture of paper and paper products.....	557	2,218	1,529	7,000	11,114
Publishing and printing services.....	8,246	15,046	7,041	16,002	5,355
MANUFACTURE OF CHEMICALS AND CHEMICAL PRODUCTS.....	4,792	13,185	10,615	20,153	51,648
Manufacture of basic chemicals, except fertilizers and nitrogen compounds.....	542	375	1,380	3,859	3,112
Manufacture of paints, varnishes and mastics .....	331	805	1,297	2,669	8,987

NEW CAPITAL EXPENDITURE BY INDUSTRIAL GROUP - PUBLIC AND PRIVATE  
1993/94(1986 E.F.Y.) - 1997/98 (1990 E.F.Y.)

TABLE 5.12 (Contd..)

(IN '000 BIRR)

INDUSTRIAL GROUP	NEW CAPITAL EXPENDITURE				
	1986	1987	1988	1989	1990
Manufacture of pharmaceuticals, medicinal chemicals and botanical products.....	42	3,424	6,107	4,254	8,062
Manufacture of soap and detergents cleaning and polishing, perfumes and toilet preparations.....	1,218	6,602	1,826	8,994	30,952
Manufacture of chemical products n.e.c. ....	2,659	1,979	5	377	536
MANUFACTURE OF RUBBER AND PLASTIC PRODUCTS.....	42,255	44,970	26,828	43,137	21,379
Manufacture of rubber products.....	39,290	42,362	16,041	3,632	1,912
Manufacture of plastic products.....	2,965	2,608	10,787	39,505	19,467
MANUFACTURE OF OTHER NON-METALLIC MINERAL PRODUCTS ...	15,915	25,084	27,539	47,323	23,483
Manufacture of glass and glass products.....	910	2,052	41	20,617	2,464
Manufacture of structural clay products .....	936	77	2,316	140	-
Manufacture of cement, lime and plaster .....	13,643	20,685	17,914	14,321	16,892
Manufacture of articles of concrete, cement and plaster .....	278	1,473	3,403	5,254	1,809
Manufacture of non-metallic mineral products n.e.c..	148	797	3,865	6,991	2,318
MANUFACTURE OF BASIC IRON AND STEEL.....	1,718	2,707	2,226	6,387	13,456
Manufacture of basic iron and steel.....	1,718	2,707	2,226	6,387	13,456
MANUFACTURE OF FABRICATED METAL PRODUCTS EXCEPT MACHINERY AND EQUIPMENT .....	3,493	8,021	7,463	7,048	5,713
Manufacture of structural metal products, tanks, reservoirs and containers of metal .....	960	4,249	5,256	2,621	541
Manufacture of cutlery, hand tools and general hardware .....	534	1,998	1,211	672	2,042
Manufacture of other fabricated metal products .....	1,999	1,774	996	3,755	3,131
MANUFACTURE OF MACHINERY AND EQUIPMENT N.E.C. ....	246	52	164	476	295
Manufacture of pumps, compressors, taps and valves..	75	33	40	32	-
Manufacture of ovens, furnaces and furnace burners..	-	-	3	28	58
Manufacture of other general purpose machinery.....	-	-	76	80	-
Manufacture of machinery for food and beverage processing .....	-	-	37	330	232
Manufacture of accumulators, primary cells and and primary batteries .....	171	19	8	6	5
MANUFACTURE OF MOTOR VEHICLES .....	1,132	4,095	2,420	7,582	14,085
Manufacture of bodies for motor vehicles.....	1,132	4,095	2,420	7,582	11,095
Manufacture of parts and accessories for motor vehicles and their engines.....	-	-	-	-	2,990
MANUFACTURE OF FURNITURE; MANUFACTURING N.E.C. ....	2,714	5,638	9,871	8,189	5,695
Manufacture of furniture; manufacturing n.e.c.....	2,714	5,638	9,871	8,189	5,695
T O T A L	205,596	196,034	229,267	306,575	404,163

OPERATING SURPLUS BY INDUSTRIAL GROUP - PUBLIC AND PRIVATE  
1993/94(1986 E.F.Y.) - 1997/98 (1990 E.F.Y.)

TABLE 5.13

(IN '000 BIRR)

INDUSTRIAL GROUP	OPERATING SURPLUS				
	1986	1987	1988	1989	1990
MANUFACTURE OF FOOD PRODUCTS AND BEVERAGES.....	250,688	380,990	520,262	515,195	365,639
Production, processing and preserving of meat, fruit and vegetables .....	-2,819	-315	1,602	1,143	7,712
Manufacture of vegetable and animal oils and fats...	-672	5,480	7,445	1,804	-3,026
Manufacture of dairy products .....	4,054	264	-479	2,456	3,228
Manufacture of grain mill products .....	39,733	56,603	42,290	38,817	15,359
Manufacture of prepared animal feeds .....	393	1,713	246	397	150
Manufacture of bakery products .....	9,447	9,259	24,074	18,377	21,003
Manufacture of sugar and sugar confectionery .....	37,579	118,952	267,664	282,194	154,129
Manufacture of macaroni and spaghetti.....	8,727	7,536	18,573	17,378	31,536
Manufacture of food products n.e.c. ....	18,166	10,838	13,586	26,071	22,336
Distilling, rectifying and blending of spirits .....	5,891	8,037	8,909	15,180	14,929
Manufacture of wines .....	7,089	4,682	3,662	662	855
Manufacture of malt liquors and malt .....	97,088	133,199	100,432	85,421	80,862
Manufacture of soft drinks & production of mineral waters .....	26,012	24,741	32,259	25,296	16,566
MANUFACTURE OF TOBACCO PRODUCTS .....	51,105	48,501	68,094	52,794	90,349
Manufacture of tobacco products.....	51,105	48,501	68,094	52,794	90,349
MANUFACTURE OF TEXTILES .....	81,425	50,205	51,699	37,552	24,657
Spinning, weaving and finishing of textiles .....	71,530	40,819	40,926	26,353	12,462
Manufacture of cordage, rope, twine and netting ...	9,720	9,111	10,309	10,427	11,687
Knitting mills .....	175	275	465	772	509
MANUFACTURE OF WEARING APPAREL, EXCEPT FUR APPAREL....	8,936	3,255	2,838	311	-8,803
Manufacture of wearing apparel except fur apparel...	8,936	3,255	2,838	311	-8,803
TANNING AND DRESSING OF LEATHER; MANUFACTURE OF FOOTWEAR, LUGGAGE AND HANDBAGS .....	88,415	92,778	96,607	129,905	62,672
Tanning and dressing of leather, luggage and handbags	77,203	76,007	76,509	104,146	37,970
Manufacture of footwear.....	11,212	16,771	20,098	25,759	24,702
MANUFACTURE OF WOOD AND OF PRODUCTS OF WOOD AND CORK, EXCEPT FURNITURE .....	17,523	21,205	20,548	16,690	9,774
Manufacture of wood and of products of wood and cork, except furniture.....	17,523	21,205	20,548	16,690	9,774
MANUFACTURE OF PAPER, PAPER PRODUCTS AND PRINTING .....	64,090	44,304	70,503	59,037	69,098
Manufacture of paper and paper products.....	34,066	11,818	19,665	28,020	24,070
Publishing and printing services.....	30,024	32,486	50,838	31,017	45,028
MANUFACTURE OF CHEMICALS AND CHEMICAL PRODUCTS.....	51,921	45,038	34,994	61,462	130,266
Manufacture of basic chemicals, except fertilizers and nitrogen compounds.....	1,494	1,755	-22,636	-11,330	-9,064
Manufacture of paints, varnishes and mastics .....	8,772	9,425	14,407	20,206	25,664

OPERATING SURPLUS BY INDUSTRIAL GROUP - PUBLIC AND PRIVATE  
1993/94(1986 E.F.Y.) - 1997/98 (1990 E.F.Y.)

TABLE 5.13 (Contd..)

(IN '000 BIRR)

INDUSTRIAL GROUP	OPERATING SURPLUS				
	1986	1987	1988	1989	1990
Manufacture of pharmaceuticals, medicinal chemicals and botanical products.....	23,078	15,248	11,788	33,627	93,488
Manufacture of soap and detergents cleaning and polishing, perfumes and toilet preparations.....	17,139	15,455	29,063	15,807	19,020
Manufacture of chemical products n.e.c. ....	1,438	3,156	2,372	3,153	1,158
MANUFACTURE OF RUBBER AND PLASTIC PRODUCTS.....	42,682	37,044	39,573	57,408	58,278
Manufacture of rubber products.....	25,855	17,153	22,096	16,492	28,807
Manufacture of plastic products.....	16,827	19,891	17,477	40,915	29,470
MANUFACTURE OF OTHER NON-METALLIC MINERAL PRODUCTS ...	55,391	88,713	119,784	150,004	150,392
Manufacture of glass and glass products.....	7,903	7,124	7,543	8,231	10,958
Manufacture of structural clay products .....	-707	1,220	1,735	2,262	1,698
Manufacture of cement, lime and plaster .....	39,031	57,235	80,409	101,777	115,087
Manufacture of articles of concrete, cement and plaster .....	5,063	20,944	20,135	13,992	11,788
Manufacture of non-metallic mineral products n.e.c..	4,100	2,190	9,963	23,742	10,862
MANUFACTURE OF BASIC IRON AND STEEL.....	35,698	54,206	43,938	49,946	32,103
Manufacture of basic iron and steel.....	35,698	54,206	43,938	49,946	32,103
MANUFACTURE OF FABRICATED METAL PRODUCTS EXCEPT MACHINERY AND EQUIPMENT .....	11,952	11,362	20,237	20,027	10,141
Manufacture of structural metal products, tanks, reservoirs and containers of metal .....	1,069	1,226	3,212	3,069	706
Manufacture of cutlery, hand tools and general hardware .....	5,723	5,032	4,009	2,488	1,262
Manufacture of other fabricated metal products .....	5,160	5,104	13,016	14,470	8,173
MANUFACTURE OF MACHINERY AND EQUIPMENT N.E.C. ....	1,289	268	1,344	1,385	922
Manufacture of pumps, compressors, taps and valves..	138	37	149	1,137	-
Manufacture of ovens, furnaces and furnace burners..	-	-	651	557	137
Manufacture of other general purpose machinery.....	-	-	155	175	34
Manufacture of machinery for food and beverage processing .....	-	-	718	246	1,173
Manufacture of accumulators, primary cells and and primary batteries .....	1,150	231	-328	-731	-423
MANUFACTURE OF MOTOR VEHICLES .....	18,533	28,703	31,807	21,402	6,019
Manufacture of bodies for motor vehicles.....	18,533	28,703	31,777	21,297	5,844
Manufacture of parts and accessories for motor vehicles and their engines.....	-	-	30	104	175
MANUFACTURE OF FURNITURE; MANUFACTURING N.E.C. ....	9,105	11,105	14,605	19,124	23,271
Manufacture of furniture; manufacturing n.e.c.....	9,105	11,105	14,605	19,124	23,271
T O T A L	788,753	917,679	1,136,832	1,192,240	1,024,778

RATIO OF IMPORTED TO TOTAL RAW MATERIAL COSTS BY INDUSTRIAL GROUP - PUBLIC AND PRIVATE  
1993/94(1986 E.F.Y.) - 1997/98 (1990 E.F.Y.)

TABLE 5.14

INDUSTRIAL GROUP	1986	1987	1988	1989	1990
MANUFACTURE OF FOOD PRODUCTS AND BEVERAGES.....	0.179	0.121	0.207	0.174	0.184
Production, processing and preserving of meat, fruit and vegetables .....	0.310	0.336	0.308	0.419	0.456
Manufacture of vegetable and animal oils and fats...	0.033	0.023	0.024	0.032	0.020
Manufacture of dairy products .....	-	-	0.087	0.122	0.094
Manufacture of grain mill products .....	0.075	0.040	0.050	0.014	0.061
Manufacture of prepared animal feeds .....	0.050	0.080	0.042	0.101	0.085
Manufacture of bakery products .....	0.112	0.061	0.044	0.116	0.187
Manufacture of sugar and sugar confectionery .....	0.159	0.083	0.457	0.269	0.282
Manufacture of macaroni and spaghetti.....	-	0.012	-	-	0.181
Manufacture of food products n.e.c. ....	0.016	0.014	0.011	0.042	0.032
Distilling, rectifying and blending of spirits .....	0.161	0.306	0.121	0.178	0.112
Manufacture of wines .....	0.628	0.459	0.517	0.581	0.543
Manufacture of malt liquors and malt .....	0.372	0.174	0.422	0.307	0.183
Manufacture of soft drinks & production of mineral waters .....	0.451	0.429	0.451	0.539	0.516
MANUFACTURE OF TOBACCO PRODUCTS .....	0.663	0.822	0.944	0.844	0.727
Manufacture of tobacco products.....	0.663	0.822	0.944	0.844	0.727
MANUFACTURE OF TEXTILES .....	0.699	0.564	0.383	0.367	0.357
Spinning, weaving and finishing of textiles .....	0.678	0.521	0.332	0.303	0.306
Manufacture of cordage, rope, twine and netting ....	0.971	0.989	0.962	0.974	0.898
Knitting mills .....	0.680	0.955	0.948	0.552	0.578
MANUFACTURE OF WEARING APPAREL, EXCEPT FUR APPAREL....	0.330	0.390	0.400	0.309	0.440
Manufacture of wearing apparel except fur apparel....	0.330	0.390	0.400	0.309	0.440
TANNING AND DRESSING OF LEATHER; MANUFACTURE OF FOOTWEAR, LUGGAGE AND HANDBAGS .....	0.225	0.151	0.201	0.226	0.195
Tanning and dressing of leather, luggage and handbags	0.192	0.099	0.146	0.135	0.116
Manufacture of footwear.....	0.324	0.412	0.431	0.511	0.493
MANUFACTURE OF WOOD AND OF PRODUCTS OF WOOD AND CORK, EXCEPT FURNITURE .....	0.313	0.443	0.429	0.454	0.537
Manufacture of wood and of products of wood and cork, except furniture.....	0.313	0.443	0.429	0.454	0.537
MANUFACTURE OF PAPER, PAPER PRODUCTS AND PRINTING ....	0.751	0.679	0.709	0.704	0.687
Manufacture of paper and paper products.....	0.973	0.880	0.963	0.902	0.838
Publishing and printing services.....	0.510	0.452	0.443	0.490	0.545
MANUFACTURE OF CHEMICALS AND CHEMICAL PRODUCTS.....	0.783	0.755	0.774	0.751	0.735
Manufacture of basic chemicals, except fertilizers and nitrogen compounds.....	0.615	0.569	0.284	0.316	0.553
Manufacture of paints, varnishes and mastics .....	0.522	0.472	0.531	0.528	0.417

RATIO OF IMPORTED TO TOTAL RAW MATERIAL COSTS BY INDUSTRIAL GROUP - PUBLIC AND PRIVATE  
1993/94(1986 E.F.Y.) - 1997/98 (1990 E.F.Y.)

TABLE 5.14 (Contd..)

INDUSTRIAL GROUP	1986	1987	1988	1989	1990
Manufacture of pharmaceuticals, medicinal chemicals and botanical products.....	0.935	0.893	0.985	0.917	0.979
Manufacture of soap and detergents cleaning and polishing, perfumes and toilet preparations.....	0.815	0.818	0.858	0.822	0.726
Manufacture of chemical products n.e.c. ....	0.832	0.909	0.884	0.896	0.871
MANUFACTURE OF RUBBER AND PLASTIC PRODUCTS.....	0.939	0.938	0.950	0.947	0.934
Manufacture of rubber products.....	1.000	0.995	1.000	0.977	0.996
Manufacture of plastic products.....	0.885	0.893	0.902	0.918	0.876
MANUFACTURE OF OTHER NON-METALLIC MINERAL PRODUCTS ...	0.579	0.538	0.418	0.307	0.361
Manufacture of glass and glass products.....	0.069	0.549	0.147	0.141	0.349
Manufacture of structural clay products .....	-	-	0.403	0.003	0.017
Manufacture of cement, lime and plaster .....	0.849	0.710	0.645	0.419	0.475
Manufacture of articles of concrete, cement and plaster .....	0.060	0.033	0.037	0.012	0.069
Manufacture of non-metallic mineral products n.e.c..	0.159	0.258	0.138	0.259	0.324
MANUFACTURE OF BASIC IRON AND STEEL.....	0.988	0.974	0.993	0.994	0.990
Manufacture of basic iron and steel.....	0.988	0.974	0.993	0.994	0.990
MANUFACTURE OF FABRICATED METAL PRODUCTS EXCEPT MACHINERY AND EQUIPMENT .....	0.911	0.843	0.901	0.930	0.907
Manufacture of structural metal products, tanks, reservoirs and containers of metal .....	0.613	0.585	0.856	0.699	0.767
Manufacture of cutlery, hand tools and general hardware .....	0.950	0.822	0.804	0.965	0.949
Manufacture of other fabricated metal products .....	0.972	0.955	0.946	0.973	0.938
MANUFACTURE OF MACHINERY AND EQUIPMENT N.E.C. ....	0.985	0.902	0.686	0.900	0.769
Manufacture of pumps, compressors, taps and valves..	0.944	0.885	0.943	1.000	-
Manufacture of ovens, furnaces and furnace burners..	-	-	0.207	0.648	0.577
Manufacture of other general purpose machinery.....	-	-	0.530	0.891	0.246
Manufacture of machinery for food and beverage processing .....	-	-	0.524	0.894	0.798
Manufacture of accumulators, primary cells and and primary batteries .....	1.000	0.928	1.000	0.991	0.996
MANUFACTURE OF MOTOR VEHICLES .....	0.962	0.910	0.915	0.851	0.923
Manufacture of bodies for motor vehicles.....	0.962	0.910	0.916	0.852	0.926
Manufacture of parts and accessories for motor vehicles and their engines.....	-	-	0.618	0.075	0.223
MANUFACTURE OF FURNITURE; MANUFACTURING N.E.C. ....	0.315	0.301	0.212	0.224	0.325
Manufacture of furniture; manufacturing n.e.c.....	0.315	0.301	0.212	0.224	0.325
T O T A L	0.551	0.459	0.476	0.442	0.434

PERCENTAGE DISTRIBUTION OF VALUE ADDED\* BY INDUSTRIAL GROUP - PUBLIC AND PRIVATE  
1993/94(1986 E.F.Y.) - 1997/98 (1990 E.F.Y.)

TABLE 5.15

INDUSTRIAL GROUP	1986	1987	1988	1989	1990
MANUFACTURE OF FOOD PRODUCTS AND BEVERAGES.....	30.69	37.44	41.15	39.40	34.26
Production, processing and preserving of meat, fruit and vegetables .....	0.88	0.75	0.83	0.68	1.06
Manufacture of vegetable and animal oils and fats....	0.54	0.98	0.93	0.42	0.26
Manufacture of dairy products .....	0.37	0.03	0.02	0.20	0.27
Manufacture of grain mill products .....	4.78	5.66	3.53	3.27	2.10
Manufacture of prepared animal feeds .....	0.07	0.19	0.07	0.07	0.06
Manufacture of bakery products .....	1.26	1.00	2.13	1.70	2.09
Manufacture of sugar and sugar confectionery .....	5.31	11.07	19.22	19.48	13.16
Manufacture of macaroni and spaghetti.....	0.86	0.71	1.26	1.15	2.27
Manufacture of food products n.e.c. ....	1.80	0.94	1.01	1.73	1.67
Distilling, rectifying and blending of spirits .....	0.87	0.95	0.87	1.25	1.40
Manufacture of wines .....	0.87	0.63	0.51	0.29	0.34
Manufacture of malt liquors and malt .....	9.47	11.26	7.56	6.45	6.87
Manufacture of soft drinks & production of mineral waters .....	3.60	3.27	3.21	2.72	2.72
MANUFACTURE OF TOBACCO PRODUCTS .....	4.84	4.25	4.83	3.86	6.47
Manufacture of tobacco products.....	4.84	4.25	4.83	3.86	6.47
MANUFACTURE OF TEXTILES .....	16.69	12.31	9.83	8.33	8.08
Spinning, weaving and finishing of textiles .....	14.99	10.90	8.51	6.92	6.51
Manufacture of cordage, rope, twine and netting ....	1.65	1.36	1.27	1.32	1.50
Knitting mills .....	0.05	0.05	0.05	0.09	0.06
MANUFACTURE OF WEARING APPAREL, EXCEPT FUR APPAREL....	1.78	1.09	0.95	0.90	0.44
Manufacture of wearing apparel except fur apparel...	1.78	1.09	0.95	0.90	0.44
TANNING AND DRESSING OF LEATHER; MANUFACTURE OF FOOTWEAR, LUGGAGE AND HANDBAGS .....	10.65	10.01	9.15	10.57	7.06
Tanning and dressing of leather, luggage and handbags	8.41	7.62	6.69	7.91	4.16
Manufacture of footwear.....	2.24	2.39	2.46	2.66	2.90
MANUFACTURE OF WOOD AND OF PRODUCTS OF WOOD AND CORK, EXCEPT FURNITURE .....	2.43	2.40	2.02	1.52	1.12
Manufacture of wood and of products of wood and cork, except furniture.....	2.43	2.40	2.02	1.52	1.12
MANUFACTURE OF PAPER, PAPER PRODUCTS AND PRINTING.....	7.62	5.60	6.65	5.60	7.09
Manufacture of paper and paper products.....	3.47	1.50	1.72	2.24	2.21
Publishing and printing services.....	4.15	4.10	4.93	3.35	4.88
MANUFACTURE OF CHEMICALS AND CHEMICAL PRODUCTS.....	5.30	4.32	3.18	4.86	9.97
Manufacture of basic chemicals, except fertilizers and nitrogen compounds.....	0.22	0.21	-1.23	-0.28	-0.16
Manufacture of paints, varnishes and mastics .....	0.89	0.90	1.08	1.36	1.91

\* IN THE NATIONAL ACCOUNT CONCEPT AT FACTOR COST

PERCENTAGE DISTRIBUTION OF VALUE ADDED\* BY INDUSTRIAL GROUP - PUBLIC AND PRIVATE  
1993/94(1986 E.F.Y.) - 1997/98 (1990 E.F.Y.)

TABLE 5.15 (Contd..)

INDUSTRIAL GROUP	1986	1987	1988	1989	1990
Manufacture of pharmaceuticals, medicinal chemicals and botanical products.....	2.17	1.36	0.95	2.23	6.37
Manufacture of soap and detergents cleaning and polishing, perfumes and toilet preparations.....	1.83	-1.53	2.19	1.32	1.65
Manufacture of chemical products n.e.c. ....	0.19	0.31	0.20	0.23	0.18
MANUFACTURE OF RUBBER AND PLASTIC PRODUCTS.....	4.63	3.79	3.32	4.52	5.14
Manufacture of rubber products.....	2.70	1.81	1.79	1.55	2.54
Manufacture of plastic products.....	1.93	1.98	1.53	2.97	2.60
MANUFACTURE OF OTHER NON-METALLIC MINERAL PRODUCTS ...	6.24	8.28	9.49	11.12	12.19
Manufacture of glass and glass products.....	0.84	0.71	0.66	0.64	0.94
Manufacture of structural clay products .....	0.14	0.25	0.25	0.27	0.26
Manufacture of cement, lime and plaster .....	3.98	4.97	6.01	6.98	8.47
Manufacture of articles of concrete, cement and plaster .....	0.81	2.00	1.76	1.37	1.35
Manufacture of non-metallic mineral products n.e.c..	0.48	0.34	0.82	1.85	1.17
MANUFACTURE OF BASIC IRON AND STEEL.....	3.61	4.59	3.28	3.52	2.78
Manufacture of basic iron and steel.....	3.61	4.59	3.28	3.52	2.78
MANUFACTURE OF FABRICATED METAL PRODUCTS EXCEPT MACHINERY AND EQUIPMENT .....	1.87	1.70	2.02	1.84	1.44
Manufacture of structural metal products, tanks, reservoirs and containers of metal .....	0.25	0.26	0.34	0.32	0.19
Manufacture of cutlery, hand tools and general hardware .....	0.73	0.65	0.47	0.30	0.26
Manufacture of other fabricated metal products .....	0.90	0.79	1.20	1.22	0.99
MANUFACTURE OF MACHINERY AND EQUIPMENT N.E.C. ....	0.25	0.15	0.23	0.23	0.15
Manufacture of pumps, compressors, taps and valves..	0.10	0.09	0.07	0.13	-
Manufacture of ovens, furnaces and furnace burners..	-	-	0.05	0.04	0.02
Manufacture of other general purpose machinery.....	-	-	0.01	0.02	0.01
Manufacture of machinery for food and beverage processing .....	-	-	0.07	0.05	0.12
Manufacture of accumulators, primary cells and and primary batteries .....	0.15	0.07	0.01	-0.01	0.01
MANUFACTURE OF MOTOR VEHICLES .....	1.89	2.49	2.35	1.70	0.95
Manufacture of bodies for motor vehicles.....	1.89	2.49	2.35	1.69	0.93
Manufacture of parts and accessories for motor vehicles and their engines.....	-	-	0.01	0.01	0.03
MANUFACTURE OF FURNITURE; MANUFACTURING N.E.C. ....	1.51	1.57	1.55	2.03	2.84
Manufacture of furniture; manufacturing n.e.c.....	1.51	1.57	1.55	2.03	2.84
T O T A L	100.00	100.00	100.00	100.00	100.00

\* IN THE NATIONAL ACCOUNT CONCEPT AT FACTOR COST

RATIO OF COST OF ENERGY CONSUMED TO TOTAL INDUSTRIAL COST BY INDUSTRIAL GROUP - PUBLIC AND PRIVATE  
1993/94(1986 E.F.Y.) - 1997/98 (1990 E.F.Y.)

TABLE 5.16

INDUSTRIAL GROUP	1986	1987	1988	1989	1990
MANUFACTURE OF FOOD PRODUCTS AND BEVERAGES.....	0.071	0.052	0.045	0.048	0.055
Production, processing and preserving of meat, fruit and vegetables .....	0.153	0.084	0.060	0.086	0.059
Manufacture of vegetable and animal oils and fats...	0.064	0.053	0.058	0.054	0.069
Manufacture of dairy products .....	0.039	0.002	0.040	0.098	0.078
Manufacture of grain mill products .....	0.029	0.021	0.015	0.017	0.025
Manufacture of prepared animal feeds .....	0.011	0.009	0.033	0.011	0.021
Manufacture of bakery products .....	0.059	0.033	0.039	0.043	0.047
Manufacture of sugar and sugar confectionery .....	0.140	0.121	0.052	0.049	0.057
Manufacture of macaroni and spaghetti.....	0.034	0.024	0.026	0.028	0.053
Manufacture of food products n.e.c. ....	0.083	0.073	0.036	0.048	0.051
Distilling, rectifying and blending of spirits .....	0.129	0.207	0.115	0.112	0.084
Manufacture of wines .....	0.013	0.012	0.014	0.010	0.012
Manufacture of malt liquors and malt .....	0.117	0.107	0.093	0.121	0.127
Manufacture of soft drinks & production of mineral waters .....	0.046	0.039	0.040	0.038	0.036
MANUFACTURE OF TOBACCO PRODUCTS .....	0.010	0.009	0.031	0.009	0.010
Manufacture of tobacco products.....	0.010	0.009	0.031	0.009	0.010
MANUFACTURE OF TEXTILES .....	0.099	0.110	0.086	0.098	0.131
Spinning, weaving and finishing of textiles .....	0.114	0.119	0.092	0.106	0.139
Manufacture of cordage, rope, twine and netting .....	0.017	0.032	0.031	0.025	0.039
Knitting mills .....	0.007	0.010	0.013	0.025	0.050
MANUFACTURE OF WEARING APPAREL, EXCEPT FUR APPAREL....	0.010	0.010	0.008	0.030	0.040
Manufacture of wearing apparel except fur apparel...	0.010	0.010	0.008	0.030	0.040
TANNING AND DRESSING OF LEATHER; MANUFACTURE OF FOOTWEAR, LUGGAGE AND HANDBAGS .....	0.021	0.014	0.013	0.018	0.015
Tanning and dressing of leather, luggage and handbags	0.020	0.011	0.011	0.018	0.012
Manufacture of footwear.....	0.022	0.024	0.022	0.018	0.025
MANUFACTURE OF WOOD AND OF PRODUCTS OF WOOD AND CORK, EXCEPT FURNITURE .....	0.166	0.163	0.140	0.186	0.196
Manufacture of wood and of products of wood and cork, except furniture.....	0.166	0.163	0.140	0.186	0.196
MANUFACTURE OF PAPER, PAPER PRODUCTS AND PRINTING.....	0.040	0.052	0.038	0.052	0.075
Manufacture of paper and paper products.....	0.063	0.081	0.061	0.087	0.133
Publishing and printing services.....	0.014	0.018	0.013	0.015	0.017
MANUFACTURE OF CHEMICALS AND CHEMICAL PRODUCTS.....	0.014	0.013	0.017	0.030	0.033
Manufacture of basic chemicals, except fertilizers and nitrogen compounds.....	0.068	0.165	0.096	0.237	0.231
Manufacture of paints, varnishes and mastics .....	0.001	0.004	0.005	0.004	0.005

RATIO OF COST OF ENERGY CONSUMED TO TOTAL INDUSTRIAL COST BY INDUSTRIAL GROUP - PUBLIC AND PRIVATE  
1993/94(1986 E.F.Y.) - 1997/98 (1990 E.F.Y.)

TABLE 5.16(Contd..)

INDUSTRIAL GROUP	1986	1987	1988	1989	1990
Manufacture of pharmaceuticals, medicinal chemicals and botanical products.....	0.009	0.012	0.009	0.009	0.028
Manufacture of soap and detergents cleaning and polishing, perfumes and toilet preparations.....	0.031	0.022	0.017	0.025	0.026
Manufacture of chemical products n.e.c. ....	0.001	0.001	0.014	0.009	0.012
MANUFACTURE OF RUBBER AND PLASTIC PRODUCTS.....	0.056	0.054	0.061	0.075	0.071
Manufacture of rubber products.....	0.093	0.089	0.086	0.122	0.099
Manufacture of plastic products.....	0.023	0.025	0.036	0.028	0.041
MANUFACTURE OF OTHER NON-METALLIC MINERAL PRODUCTS ...	0.540	0.477	0.430	0.426	0.502
Manufacture of glass and glass products.....	0.313	0.448	0.382	0.407	0.434
Manufacture of structural clay products .....	0.533	0.802	0.827	0.839	0.911
Manufacture of cement, lime and plaster .....	0.632	0.621	0.580	0.535	0.631
Manufacture of articles of concrete, cement and plaster .....	0.028	0.046	0.021	0.037	0.052
Manufacture of non-metallic mineral products n.e.c..	0.131	0.119	0.068	0.160	0.109
MANUFACTURE OF BASIC IRON AND STEEL.....	0.018	0.022	0.017	0.018	0.024
Manufacture of basic iron and steel.....	0.018	0.022	0.017	0.018	0.024
MANUFACTURE OF FABRICATED METAL PRODUCTS EXCEPT MACHINERY AND EQUIPMENT .....	0.036	0.051	0.036	0.042	0.063
Manufacture of structural metal products, tanks, reservoirs and containers of metal .....	0.012	0.012	0.014	0.023	0.024
Manufacture of cutlery, hand tools and general hardware .....	0.013	0.047	0.037	0.033	0.058
Manufacture of other fabricated metal products .....	0.059	0.068	0.042	0.050	0.075
MANUFACTURE OF MACHINERY AND EQUIPMENT N.E.C. ....	0.101	0.077	0.063	0.049	0.036
Manufacture of pumps, compressors, taps and valves..	0.255	0.100	0.125	0.064	-
Manufacture of ovens, furnaces and furnace burners..	-	-	0.016	0.026	0.025
Manufacture of other general purpose machinery.....	-	-	0.015	0.041	0.086
Manufacture of machinery for food and beverage processing .....	-	-	0.056	0.036	0.027
Manufacture of accumulators, primary cells and and primary batteries .....	0.024	0.039	0.032	0.070	0.079
MANUFACTURE OF MOTOR VEHICLES .....	0.010	0.001	0.002	0.005	0.006
Manufacture of bodies for motor vehicles.....	0.010	0.001	0.002	0.005	0.006
Manufacture of parts and accessories for motor vehicles and their engines.....	-	-	0.167	0.253	0.080
MANUFACTURE OF FURNITURE; MANUFACTURING N.E.C. ....	0.024	0.015	0.015	0.015	0.021
Manufacture of furniture; manufacturing n.e.c.....	0.024	0.015	0.015	0.015	0.021
T O T A L	0.081	0.071	0.066	0.081	0.090

RATIO OF VALUE ADDED\* TO GROSS VALUE OF PRODUCTION - PUBLIC AND PRIVATE  
1993/94(1986 E.F.Y.) - 1997/98 (1990 E.F.Y.)

TABLE 5.17

INDUSTRIAL GROUP	1986	1987	1988	1989	1990
MANUFACTURE OF FOOD PRODUCTS AND BEVERAGES.....	0.276	0.289	0.301	0.298	0.208
Production, processing and preserving of meat, fruit and vegetables .....	0.162	0.218	0.204	0.251	0.309
Manufacture of vegetable and animal oils and fats...	0.143	0.189	0.241	0.134	0.046
Manufacture of dairy products .....	0.507	0.032	0.038	0.296	0.333
Manufacture of grain mill products .....	0.241	0.206	0.170	0.140	0.091
Manufacture of prepared animal feeds .....	0.178	0.321	0.267	0.271	0.228
Manufacture of bakery products .....	0.287	0.193	0.212	0.208	0.208
Manufacture of sugar and sugar confectionery .....	0.272	0.524	0.531	0.561	0.264
Manufacture of macaroni and spaghetti.....	0.312	0.182	0.382	0.422	0.435
Manufacture of food products n.e.c. ....	0.494	0.353	0.296	0.371	0.250
Distilling, rectifying and blending of spirits .....	0.212	0.233	0.227	0.313	0.292
Manufacture of wines .....	0.453	0.253	0.272	0.228	0.281
Manufacture of malt liquors and malt .....	0.325	0.329	0.237	0.220	0.212
Manufacture of soft drinks & production of mineral waters .....	0.232	0.179	0.194	0.155	0.125
MANUFACTURE OF TOBACCO PRODUCTS .....	0.300	0.286	0.315	0.270	0.408
Manufacture of tobacco products.....	0.300	0.286	0.315	0.270	0.408
MANUFACTURE OF TEXTILES .....	0.307	0.282	0.224	0.209	0.209
Spinning, weaving and finishing of textiles .....	0.315	0.279	0.216	0.196	0.190
Manufacture of cordage, rope, twine and netting ....	0.253	0.307	0.296	0.317	0.370
Knitting mills .....	0.198	0.252	0.238	0.255	0.280
MANUFACTURE OF WEARING APPAREL, EXCEPT FUR APPAREL....	0.277	0.228	0.211	0.260	0.124
Manufacture of wearing apparel except fur apparel....	0.277	0.228	0.211	0.260	0.124
TANNING AND DRESSING OF LEATHER; MANUFACTURE OF FOOTWEAR, LUGGAGE AND HANDBAGS .....	0.335	0.224	0.230	0.274	0.166
Tanning and dressing of leather, luggage and handbags	0.346	0.212	0.217	0.275	0.134
Manufacture of footwear.....	0.300	0.269	0.273	0.271	0.256
MANUFACTURE OF WOOD AND OF PRODUCTS OF WOOD AND CORK, EXCEPT FURNITURE .....	0.480	0.489	0.482	0.462	0.421
Manufacture of wood and of products of wood and cork, except furniture.....	0.480	0.489	0.482	0.462	0.421
MANUFACTURE OF PAPER, PAPER PRODUCTS AND PRINTING....	0.434	0.375	0.363	0.357	0.374
Manufacture of paper and paper products.....	0.382	0.233	0.223	0.299	0.274
Publishing and printing services.....	0.489	0.482	0.466	0.411	0.448
MANUFACTURE OF CHEMICALS AND CHEMICAL PRODUCTS.....	0.258	0.206	0.160	0.235	0.324
Manufacture of basic chemicals, except fertilizers and nitrogen compounds.....	0.437	0.534	-3.367	-0.158	-0.076
Manufacture of paints, varnishes and mastics .....	0.235	0.219	0.214	0.262	0.284

\* IN THE NATIONAL ACCOUNT CONCEPT AT FACTOR COST

RATIO OF VALUE ADDED\* TO GROSS VALUE OF PRODUCTION - PUBLIC AND PRIVATE  
1993/94(1986 E.F.Y.) - 1997/98 (1990 E.F.Y.)

TABLE 5.17(Contd..)

INDUSTRIAL GROUP	1986	1987	1988	1989	1990
Manufacture of pharmaceuticals, medicinal chemicals and botanical products.....	0.370	0.310	0.254	0.362	0.520
Manufacture of soap and detergents cleaning and polishing, perfumes and toilet preparations.....	0.251	0.192	0.215	0.208	0.197
Manufacture of chemical products n.e.c. ....	0.062	0.076	0.315	0.195	0.145
<b>MANUFACTURE OF RUBBER AND PLASTIC PRODUCTS.....</b>	<b>0.307</b>	<b>0.316</b>	<b>0.284</b>	<b>0.255</b>	<b>0.251</b>
Manufacture of rubber products.....	0.339	0.319	0.314	0.182	0.242
Manufacture of plastic products.....	0.271	0.314	0.256	0.323	0.261
<b>MANUFACTURE OF OTHER NON-METALLIC MINERAL PRODUCTS ...</b>	<b>0.332</b>	<b>0.331</b>	<b>0.361</b>	<b>0.344</b>	<b>0.340</b>
Manufacture of glass and glass products.....	0.537	0.458	0.458	0.552	0.447
Manufacture of structural clay products .....	0.160	0.399	0.456	0.391	0.324
Manufacture of cement, lime and plaster .....	0.295	0.300	0.346	0.327	0.345
Manufacture of articles of concrete, cement and plaster .....	0.420	0.381	0.359	0.397	0.376
Manufacture of non-metallic mineral products n.e.c..	0.492	0.330	0.392	0.325	0.243
<b>MANUFACTURE OF BASIC IRON AND STEEL.....</b>	<b>0.196</b>	<b>0.277</b>	<b>0.185</b>	<b>0.195</b>	<b>0.149</b>
Manufacture of basic iron and steel.....	0.196	0.277	0.185	0.195	0.149
<b>MANUFACTURE OF FABRICATED METAL PRODUCTS EXCEPT MACHINERY AND EQUIPMENT .....</b>	<b>0.271</b>	<b>0.264</b>	<b>0.289</b>	<b>0.304</b>	<b>0.272</b>
Manufacture of structural metal products, tanks, reservoirs and containers of metal .....	0.267	0.225	0.288	0.382	0.220
Manufacture of cutlery, hand tools and general hardware .....	0.303	0.359	0.288	0.245	0.299
Manufacture of other fabricated metal products .....	0.251	0.228	0.290	0.305	0.278
<b>MANUFACTURE OF MACHINERY AND EQUIPMENT N.E.C. ....</b>	<b>0.413</b>	<b>0.303</b>	<b>0.367</b>	<b>0.380</b>	<b>0.329</b>
Manufacture of pumps, compressors, taps and valves..	0.447	0.286	0.308	0.435	-
Manufacture of ovens, furnaces and furnace burners..	-	-	0.364	0.413	0.326
Manufacture of other general purpose machinery....	-	-	0.429	0.464	0.338
Manufacture of machinery for food and beverage processing .....	-	-	0.712	0.349	0.361
Manufacture of accumulators, primary cells and and primary batteries .....	0.392	0.330	0.132	-0.776	0.127
<b>MANUFACTURE OF MOTOR VEHICLES .....</b>	<b>0.168</b>	<b>0.104</b>	<b>0.172</b>	<b>0.212</b>	<b>0.094</b>
Manufacture of bodies for motor vehicles.....	0.168	0.104	0.172	0.211	0.092
Manufacture of parts and accessories for motor vehicles and their engines.....	-	-	0.750	0.544	0.419
<b>MANUFACTURE OF FURNITURE; MANUFACTURING N.E.C. ....</b>	<b>0.402</b>	<b>0.390</b>	<b>0.374</b>	<b>0.367</b>	<b>0.372</b>
Manufacture of furniture; manufacturing n.e.c.....	0.402	0.390	0.374	0.367	0.372
<b>T O T A L</b>	<b>0.296</b>	<b>0.273</b>	<b>0.275</b>	<b>0.280</b>	<b>0.240</b>

\* IN THE NATIONAL ACCOUNT CONCEPT AT FACTOR COST

VALUE ADDED\* PER PERSON ENGAGED BY INDUSTRIAL GROUP - PUBLIC AND PRIVATE  
1993/94(1986 E.F.Y.) - 1997/98 (1990 E.F.Y.)

TABLE 5.18

INDUSTRIAL GROUP	1986	1987	1988	1989	1990
MANUFACTURE OF FOOD PRODUCTS AND BEVERAGES.....	15,115	21,207	27,643	27,598	20,257
Production, processing and preserving of meat, fruit and vegetables .....	2,825	3,332	4,380	3,910	6,532
Manufacture of vegetable and animal oils and fats...	3,669	6,976	8,559	5,559	2,328
Manufacture of dairy products .....	44,923	9,589	1,473	12,549	15,548
Manufacture of grain mill products .....	15,450	21,453	22,683	19,448	10,252
Manufacture of prepared animal feeds .....	4,286	11,240	5,297	5,055	4,316
Manufacture of bakery products .....	8,516	7,701	12,034	9,956	10,497
Manufacture of sugar and sugar confectionery .....	15,829	36,550	69,892	67,604	35,402
Manufacture of macaroni and spaghetti.....	22,139	20,876	59,627	54,777	67,020
Manufacture of food products n.e.c. ....	19,636	19,600	21,310	34,710	36,325
Distilling, rectifying and blending of spirits .....	12,887	11,797	17,061	24,174	25,005
Manufacture of wines .....	14,224	11,752	11,742	7,062	7,656
Manufacture of malt liquors and malt .....	41,361	53,014	42,053	39,828	37,064
Manufacture of soft drinks & production of mineral waters .....	13,604	12,898	15,171	13,764	11,038
MANUFACTURE OF TOBACCO PRODUCTS .....	57,850	57,844	78,419	68,153	110,672
Manufacture of tobacco products.....	57,850	57,844	78,419	68,153	110,672
MANUFACTURE OF TEXTILES .....	6,512	5,342	5,512	5,143	4,938
Spinning, weaving and finishing of textiles .....	6,609	5,338	5,430	4,811	4,500
Manufacture of cordage, rope, twine and netting .....	5,923	5,431	6,162	8,089	8,558
Knitting mills .....	3,047	4,174	5,017	4,921	4,809
MANUFACTURE OF WEARING APPAREL, EXCEPT FUR APPAREL....	5,189	3,701	3,695	3,289	1,619
Manufacture of wearing apparel except fur apparel....	5,189	3,701	3,695	3,289	1,619
TANNING AND DRESSING OF LEATHER; MANUFACTURE OF FOOTWEAR, LUGGAGE AND HANDBAGS .....	17,400	18,927	18,540	21,591	14,134
Tanning and dressing of leather, luggage and handbags	29,804	30,375	29,487	33,495	17,091
Manufacture of footwear.....	6,790	8,591	9,230	10,505	11,322
MANUFACTURE OF WOOD AND OF PRODUCTS OF WOOD AND CORK, EXCEPT FURNITURE .....	10,559	12,613	12,699	13,291	13,101
Manufacture of wood and of products of wood and cork, except furniture.....	10,559	12,613	12,699	13,291	13,101
MANUFACTURE OF PAPER, PAPER PRODUCTS AND PRINTING.....	19,585	15,045	18,993	18,337	19,503
Manufacture of paper and paper products.....	30,323	14,815	21,559	25,751	23,859
Publishing and printing services.....	15,110	15,130	18,235	15,375	18,012
MANUFACTURE OF CHEMICALS AND CHEMICAL PRODUCTS.....	29,604	21,513	17,823	22,009	36,817
Manufacture of basic chemicals, except fertilizers and nitrogen compounds.....	13,762	16,742	-39,325	-4,199	-2,173
Manufacture of paints, varnishes and mastics .....	38,769	25,992	40,149	54,352	64,150

VALUE ADDED\* PER PERSON ENGAGED BY INDUSTRIAL GROUP - PUBLIC AND PRIVATE  
1993/94(1986 E.F.Y.) - 1997/98 (1990 E.F.Y.)

TABLE 5.18 (Contd..)

INDUSTRIAL GROUP	1986	1987	1988	1989	1990
Manufacture of pharmaceuticals, medicinal chemicals and botanical products.....	51,521	35,898	30,093	77,479	100,132
Manufacture of soap and detergents cleaning and polishing, perfumes and toilet preparations.....	20,168	14,481	26,641	14,971	18,832
Manufacture of chemical products n.e.c. ....	26,298	31,993	29,273	18,559	10,992
MANUFACTURE OF RUBBER AND PLASTIC PRODUCTS.....	27,102	25,388	23,787	31,433	25,501
Manufacture of rubber products.....	36,226	25,896	25,461	27,249	35,205
Manufacture of plastic products.....	20,035	24,941	22,087	34,178	20,097
MANUFACTURE OF OTHER NON-METALLIC MINERAL PRODUCTS ...	15,916	20,750	24,725	27,684	25,616
Manufacture of glass and glass products.....	22,882	20,472	15,779	18,875	22,150
Manufacture of structural clay products .....	2,127	5,422	6,139	11,260	8,069
Manufacture of cement, lime and plaster .....	28,684	36,939	55,377	61,710	68,052
Manufacture of articles of concrete, cement and plaster .....	6,634	14,591	10,705	9,009	8,253
Manufacture of non-metallic mineral products n.e.c..	16,263	7,439	28,289	23,689	10,347
MANUFACTURE OF BASIC IRON AND STEEL.....	38,278	52,097	46,640	52,224	37,517
Manufacture of basic iron and steel.....	38,278	52,097	46,640	52,224	37,517
MANUFACTURE OF FABRICATED METAL PRODUCTS EXCEPT MACHINERY AND EQUIPMENT .....	12,030	10,944	15,690	16,198	11,407
Manufacture of structural metal products, tanks, reservoirs and containers of metal .....	6,111	5,840	9,192	9,231	5,847
Manufacture of cutlery, hand tools and general hardware .....	15,693	13,499	13,138	11,052	7,697
Manufacture of other fabricated metal products .....	13,100	12,657	21,774	23,545	16,434
MANUFACTURE OF MACHINERY AND EQUIPMENT N.E.C. ....	10,271	7,125	7,854	7,308	5,835
Manufacture of pumps, compressors, taps and valves..	6,924	6,581	8,083	15,643	-
Manufacture of ovens, furnaces and furnace burners..	-	-	12,398	12,853	5,191
Manufacture of other general purpose machinery.....	-	-	6,869	5,246	2,963
Manufacture of machinery for food and beverage processing .....	-	-	9,103	4,781	8,765
Manufacture of accumulators, primary cells and and primary batteries .....	15,638	7,959	2,415	-2,560	1,053
MANUFACTURE OF MOTOR VEHICLES .....	58,052	82,727	52,576	34,798	16,188
Manufacture of bodies for motor vehicles.....	58,052	82,727	54,429	35,330	16,435
Manufacture of parts and accessories for motor vehicles and their engines.....	-	-	3,595	9,642	10,704
MANUFACTURE OF FURNITURE; MANUFACTURING N.E.C. ....	8,147	9,093	10,058	9,027	10,088
Manufacture of furniture; manufacturing n.e.c.....	8,147	9,093	10,058	9,027	10,088
T O T A L	13,361	14,822	17,476	18,052	16,326

COST OF LABOUR TO VALUE ADDED\* BY INDUSTRIAL GROUP - PUBLIC AND PRIVATE  
1993/94(1986 E.F.Y.) - 1997/98 (1990 E.F.Y.)

TABLE 5.19

INDUSTRIAL GROUP	1986	1987	1988	1989	1990
MANUFACTURE OF FOOD PRODUCTS AND BEVERAGES.....	0.312	0.243	0.207	0.223	0.305
Production, processing and preserving of meat, fruit and vegetables .....	1.270	1.031	0.878	0.900	0.526
Manufacture of vegetable and animal oils and fats...	1.105	0.584	0.499	0.746	1.769
Manufacture of dairy products .....	0.070	0.359	2.226	0.261	0.214
Manufacture of grain mill products .....	0.299	0.256	0.248	0.293	0.524
Manufacture of prepared animal feeds .....	0.548	0.317	0.770	0.640	0.832
Manufacture of bakery products .....	0.371	0.314	0.290	0.356	0.346
Manufacture of sugar and sugar confectionery .....	0.404	0.200	0.126	0.139	0.237
Manufacture of macaroni and spaghetti.....	0.147	0.214	0.076	0.104	0.095
Manufacture of food products n.e.c. ....	0.150	0.144	0.157	0.105	0.129
Distilling, rectifying and blending of spirits .....	0.431	0.369	0.355	0.277	0.303
Manufacture of wines .....	0.314	0.450	0.553	0.863	0.837
Manufacture of malt liquors and malt .....	0.136	0.120	0.166	0.213	0.233
Manufacture of soft drinks & production of mineral waters .....	0.391	0.436	0.370	0.448	0.603
MANUFACTURE OF TOBACCO PRODUCTS .....	0.110	0.150	0.116	0.187	0.091
Manufacture of tobacco products.....	0.110	0.150	0.116	0.187	0.091
MANUFACTURE OF TEXTILES .....	0.589	0.696	0.670	0.732	0.801
Spinning, weaving and finishing of textiles .....	0.598	0.721	0.698	0.774	0.875
Manufacture of cordage, rope, twine and netting ....	0.503	0.501	0.489	0.531	0.494
Knitting mills .....	0.698	0.570	0.406	0.466	0.466
MANUFACTURE OF WEARING APPAREL, EXCEPT FUR APPAREL....	0.576	0.779	0.813	0.980	2.289
Manufacture of wearing apparel except fur apparel....	0.576	0.779	0.813	0.980	2.289
TANNING AND DRESSING OF LEATHER; MANUFACTURE OF FOOTWEAR, LUGGAGE AND HANDBAGS .....	0.300	0.310	0.337	0.269	0.422
Tanning and dressing of leather, luggage and handbags	0.227	0.258	0.282	0.217	0.406
Manufacture of footwear.....	0.578	0.477	0.488	0.425	0.445
MANUFACTURE OF WOOD AND OF PRODUCTS OF WOOD AND CORK, EXCEPT FURNITURE .....	0.392	0.343	0.360	0.345	0.434
Manufacture of wood and of products of wood and cork, except furniture.....	0.392	0.343	0.360	0.345	0.434
MANUFACTURE OF PAPER, PAPER PRODUCTS AND PRINTING.....	0.292	0.412	0.335	0.373	0.365
Manufacture of paper and paper products.....	0.173	0.414	0.283	0.257	0.291
Publishing and printing services.....	0.391	0.411	0.353	0.450	0.399
MANUFACTURE OF CHEMICALS AND CHEMICAL PRODUCTS.....	0.175	0.225	0.310	0.248	0.148
Manufacture of basic chemicals, except fertilizers and nitrogen compounds.....	0.435	0.383	-0.154	-1.411	-2.738
Manufacture of paints, varnishes and mastics .....	0.168	0.220	0.164	0.117	0.127

\* IN THE NATIONAL ACCOUNT CONCEPT AT FACTOR COST

COST OF LABOUR TO VALUE ADDED\* BY INDUSTRIAL GROUP - PUBLIC AND PRIVATE  
1993/94(1986 E.F.Y.) - 1997/98 (1990 E.F.Y.)

TABLE 5.19(Contd..)

INDUSTRIAL GROUP	1986	1987	1988	1989	1990
Manufacture of pharmaceuticals, medicinal chemicals and botanical products.....	0.106	0.169	0.218	0.103	0.044
Manufacture of soap and detergents cleaning and polishing, perfumes and toilet preparations.....	0.209	0.250	0.166	0.286	0.250
Manufacture of chemical products n.e.c. ....	0.371	0.253	0.263	0.195	0.590
MANUFACTURE OF RUBBER AND PLASTIC PRODUCTS.....	0.224	0.274	0.252	0.246	0.261
Manufacture of rubber products.....	0.194	0.295	0.226	0.369	0.260
Manufacture of plastic products.....	0.266	0.254	0.283	0.181	0.262
MANUFACTURE OF OTHER NON-METALLIC MINERAL PRODUCTS ...	0.253	0.203	0.208	0.198	0.196
Manufacture of glass and glass products.....	0.204	0.256	0.279	0.238	0.244
Manufacture of structural clay products .....	1.424	0.644	0.561	0.503	0.575
Manufacture of cement, lime and plaster .....	0.174	0.144	0.161	0.133	0.115
Manufacture of articles of concrete, cement and plaster .....	0.470	0.222	0.283	0.393	0.431
Manufacture of non-metallic mineral products n.e.c..	0.282	0.517	0.234	0.238	0.396
MANUFACTURE OF BASIC IRON AND STEEL.....	0.167	0.120	0.160	0.156	0.248
Manufacture of basic iron and steel.....	0.167	0.120	0.160	0.156	0.248
MANUFACTURE OF FABRICATED METAL PRODUCTS EXCEPT MACHINERY AND EQUIPMENT .....	0.463	0.504	0.371	0.354	0.542
Manufacture of structural metal products, tanks, reservoirs and containers of metal .....	0.641	0.654	0.416	0.432	0.755
Manufacture of cutlery, hand tools and general hardware .....	0.336	0.425	0.467	0.506	0.685
Manufacture of other fabricated metal products .....	0.516	0.519	0.320	0.297	0.464
MANUFACTURE OF MACHINERY AND EQUIPMENT N.E.C. ....	0.566	0.870	0.631	0.647	0.607
Manufacture of pumps, compressors, taps and valves..	0.888	0.968	0.871	0.481	-
Manufacture of ovens, furnaces and furnace burners..	-	-	0.250	0.240	0.544
Manufacture of other general purpose machinery.....	-	-	0.274	0.577	0.688
Manufacture of machinery for food and beverage processing .....	-	-	0.398	0.699	0.360
Manufacture of accumulators, primary cells and and primary batteries .....	0.337	0.746	2.527	-2.172	5.098
MANUFACTURE OF MOTOR VEHICLES .....	0.173	0.141	0.151	0.251	0.589
Manufacture of bodies for motor vehicles.....	0.173	0.141	0.150	0.250	0.589
Manufacture of parts and accessories for motor vehicles and their engines.....	-	-	0.676	0.364	0.580
MANUFACTURE OF FURNITURE; MANUFACTURING N.E.C. ....	0.493	0.473	0.408	0.439	0.467
Manufacture of furniture; manufacturing n.e.c.....	0.493	0.473	0.408	0.439	0.467
T O T A L	0.336	0.317	0.287	0.291	0.332

\* IN THE NATIONAL ACCOUNT CONCEPT AT FACTOR COST

COST OF LABOUR TO GROSS VALUE PRODUCTION BY INDUSTRIAL GROUP - PUBLIC AND PRIVATE  
1993/94(1986 E.F.Y.) - 1997/98 (1990 E.F.Y.)

TABLE 5.20

INDUSTRIAL GROUP	1986	1987	1988	1989	1990
MANUFACTURE OF FOOD PRODUCTS AND BEVERAGES.....	0.086	0.070	0.062	0.066	0.063
Production, processing and preserving of meat, fruit and vegetables .....	0.206	0.225	0.180	0.226	0.162
Manufacture of vegetable and animal oils and fats...	0.158	0.111	0.120	0.100	0.082
Manufacture of dairy products .....	0.035	0.011	0.084	0.077	0.071
Manufacture of grain mill products .....	0.072	0.053	0.042	0.041	0.048
Manufacture of prepared animal feeds .....	0.098	0.102	0.205	0.173	0.190
Manufacture of bakery products .....	0.106	0.061	0.061	0.074	0.072
Manufacture of sugar and sugar confectionery .....	0.110	0.105	0.067	0.078	0.062
Manufacture of macaroni and spaghetti.....	0.046	0.039	0.029	0.044	0.041
Manufacture of food products n.e.c. ....	0.074	0.051	0.046	0.039	0.032
Distilling, rectifying and blending of spirits .....	0.091	0.086	0.081	0.086	0.089
Manufacture of wines .....	0.143	0.114	0.150	0.197	0.236
Manufacture of malt liquors and malt .....	0.044	0.039	0.039	0.047	0.049
Manufacture of soft drinks & production of mineral waters .....	0.091	0.078	0.072	0.069	0.076
MANUFACTURE OF TOBACCO PRODUCTS .....	0.033	0.043	0.037	0.051	0.037
Manufacture of tobacco products.....	0.033	0.043	0.037	0.051	0.037
MANUFACTURE OF TEXTILES .....	0.181	0.196	0.150	0.153	0.168
Spinning, weaving and finishing of textiles .....	0.188	0.201	0.151	0.152	0.166
Manufacture of cordage, rope, twine and netting .....	0.127	0.154	0.145	0.168	0.183
Knitting mills .....	0.138	0.143	0.096	0.119	0.130
MANUFACTURE OF WEARING APPAREL, EXCEPT FUR APPAREL....	0.160	0.178	0.172	0.255	0.285
Manufacture of wearing apparel except fur apparel...	0.160	0.178	0.172	0.255	0.285
TANNING AND DRESSING OF LEATHER; MANUFACTURE OF FOOTWEAR, LUGGAGE AND HANDBAGS .....	0.101	0.069	0.078	0.074	0.070
Tanning and dressing of leather, luggage and handbags	0.078	0.055	0.061	0.060	0.054
Manufacture of footwear.....	0.174	0.128	0.133	0.115	0.114
MANUFACTURE OF WOOD AND OF PRODUCTS OF WOOD AND CORK, EXCEPT FURNITURE .....	0.188	0.167	0.174	0.160	0.183
Manufacture of wood and of products of wood and cork, except furniture.....	0.188	0.167	0.174	0.160	0.183
MANUFACTURE OF PAPER, PAPER PRODUCTS AND PRINTING.....	0.127	0.154	0.122	0.133	0.136
Manufacture of paper and paper products.....	0.066	0.097	0.063	0.077	0.080
Publishing and printing services.....	0.191	0.198	0.164	0.185	0.179
MANUFACTURE OF CHEMICALS AND CHEMICAL PRODUCTS.....	0.045	0.046	0.050	0.058	0.048
Manufacture of basic chemicals, except fertilizers and nitrogen compounds.....	0.190	0.205	0.517	0.223	0.207
Manufacture of paints, varnishes and mastics .....	0.040	0.048	0.035	0.031	0.036

COST OF LABOUR TO GROSS VALUE PRODUCTION BY INDUSTRIAL GROUP - PUBLIC AND PRIVATE  
1993/94(1986 E.F.Y.) - 1997/98 (1990 E.F.Y.)

TABLE 5.20(Contd..)

INDUSTRIAL GROUP	1986	1987	1988	1989	1990
Manufacture of pharmaceuticals, medicinal chemicals and botanical products.....	0.039	0.052	0.055	0.037	0.023
Manufacture of soap and detergents cleaning and polishing, perfumes and toilet preparations.....	0.053	0.048	0.036	0.059	0.049
Manufacture of chemical products n.e.c. ....	0.023	0.019	0.083	0.038	0.086
MANUFACTURE OF RUBBER AND PLASTIC PRODUCTS.....	0.069	0.087	0.072	0.063	0.065
Manufacture of rubber products.....	0.066	0.094	0.071	0.067	0.063
Manufacture of plastic products.....	0.072	0.080	0.072	0.058	0.068
MANUFACTURE OF OTHER NON-METALLIC MINERAL PRODUCTS ...	0.084	0.067	0.075	0.068	0.067
Manufacture of glass and glass products.....	0.110	0.118	0.128	0.131	0.109
Manufacture of structural clay products .....	0.227	0.257	0.255	0.196	0.186
Manufacture of cement, lime and plaster .....	0.051	0.043	0.056	0.043	0.039
Manufacture of articles of concrete, cement and plaster .....	0.197	0.085	0.102	0.156	0.162
Manufacture of non-metallic mineral products n.e.c..	0.139	0.171	0.092	0.077	0.096
MANUFACTURE OF BASIC IRON AND STEEL.....	0.033	0.033	0.030	0.030	0.037
Manufacture of basic iron and steel.....	0.033	0.033	0.030	0.030	0.037
MANUFACTURE OF FABRICATED METAL PRODUCTS EXCEPT MACHINERY AND EQUIPMENT .....	0.126	0.133	0.107	0.108	0.147
Manufacture of structural metal products, tanks, reservoirs and containers of metal .....	0.171	0.147	0.120	0.165	0.166
Manufacture of cutlery, hand tools and general hardware .....	0.102	0.153	0.135	0.124	0.205
Manufacture of other fabricated metal products .....	0.130	0.119	0.093	0.091	0.129
MANUFACTURE OF MACHINERY AND EQUIPMENT N.E.C. ....	0.234	0.264	0.232	0.246	0.200
Manufacture of pumps, compressors, taps and valves..	0.397	0.276	0.268	0.209	-
Manufacture of ovens, furnaces and furnace burners..	-	-	0.091	0.099	0.177
Manufacture of other general purpose machinery.....	-	-	0.117	0.268	0.233
Manufacture of machinery for food and beverage processing .....	-	-	0.284	0.244	0.130
Manufacture of accumulators, primary cells and and primary batteries .....	0.132	0.246	0.334	1.687	0.648
MANUFACTURE OF MOTOR VEHICLES .....	0.029	0.015	0.026	0.053	0.055
Manufacture of bodies for motor vehicles.....	0.029	0.015	0.026	0.053	0.054
Manufacture of parts and accessories for motor vehicles and their engines.....	-	-	0.507	0.198	0.243
MANUFACTURE OF FURNITURE; MANUFACTURING N.E.C. ....	0.198	0.185	0.153	0.161	0.173
Manufacture of furniture; manufacturing n.e.c.....	0.198	0.185	0.153	0.161	0.173
T O T A L	0.099	0.086	0.079	0.082	0.080

RATIO OF OPERATING SURPLUS TO GROSS VALUE OF PRODUCTION BY INDUSTRIAL GROUP - PUBLIC AND PRIVATE  
1993/94(1986 E.F.Y.) - 1997/98 (1990 E.F.Y.)

TABLE 5.21

INDUSTRIAL GROUP	1986	1987	1988	1989	1990
MANUFACTURE OF FOOD PRODUCTS AND BEVERAGES.....	0.190	0.219	0.239	0.231	0.144
Production, processing and preserving of meat, fruit and vegetables .....	-0.044	-0.007	0.025	0.025	0.146
Manufacture of vegetable and animal oils and fats...	-0.015	0.079	0.121	0.034	-0.036
Manufacture of dairy products .....	0.471	0.020	-0.046	0.219	0.262
Manufacture of grain mill products .....	0.169	0.153	0.128	0.099	0.043
Manufacture of prepared animal feeds .....	0.081	0.220	0.061	0.097	0.038
Manufacture of bakery products .....	0.181	0.132	0.150	0.134	0.136
Manufacture of sugar and sugar confectionery .....	0.162	0.419	0.464	0.483	0.201
Manufacture of macaroni and spaghetti.....	0.266	0.143	0.353	0.378	0.394
Manufacture of food products n.e.c. ....	0.420	0.302	0.250	0.332	0.218
Distilling, rectifying and blending of spirits .....	0.121	0.147	0.146	0.226	0.204
Manufacture of wines .....	0.311	0.139	0.121	0.031	0.046
Manufacture of malt liquors and malt .....	0.281	0.290	0.198	0.173	0.163
Manufacture of soft drinks & production of mineral waters .....	0.141	0.101	0.122	0.086	0.050
MANUFACTURE OF TOBACCO PRODUCTS .....	0.267	0.243	0.279	0.220	0.371
Manufacture of tobacco products.....	0.267	0.243	0.279	0.220	0.371
MANUFACTURE OF TEXTILES .....	0.126	0.086	0.074	0.056	0.042
Spinning, weaving and finishing of textiles .....	0.126	0.078	0.065	0.044	0.024
Manufacture of cordage, rope, twine and netting ....	0.125	0.153	0.151	0.148	0.188
Knitting mills .....	0.060	0.108	0.141	0.136	0.149
MANUFACTURE OF WEARING APPAREL, EXCEPT FUR APPAREL....	0.117	0.051	0.040	0.005	-0.160
Manufacture of wearing apparel except fur apparel...	0.117	0.051	0.040	0.005	-0.160
TANNING AND DRESSING OF LEATHER; MANUFACTURE OF FOOTWEAR, LUGGAGE AND HANDBAGS .....	0.235	0.154	0.152	0.200	0.096
Tanning and dressing of leather, luggage and handbags	0.268	0.158	0.156	0.215	0.079
Manufacture of footwear.....	0.127	0.141	0.140	0.156	0.142
MANUFACTURE OF WOOD AND OF PRODUCTS OF WOOD AND CORK, EXCEPT FURNITURE .....	0.292	0.321	0.309	0.302	0.239
Manufacture of wood and of products of wood and cork, except furniture.....	0.292	0.321	0.309	0.302	0.239
MANUFACTURE OF PAPER, PAPER PRODUCTS AND PRINTING.....	0.307	0.221	0.242	0.224	0.237
Manufacture of paper and paper products.....	0.316	0.137	0.160	0.222	0.194
Publishing and printing services.....	0.298	0.284	0.302	0.226	0.269
MANUFACTURE OF CHEMICALS AND CHEMICAL PRODUCTS.....	0.213	0.159	0.110	0.177	0.276
Manufacture of basic chemicals, except fertilizers and nitrogen compounds.....	0.247	0.329	-3.883	-0.382	-0.282
Manufacture of paints, varnishes and mastics .....	0.196	0.171	0.179	0.231	0.248

RATIO OF OPERATING SURPLUS TO GROSS VALUE OF PRODUCTION BY INDUSTRIAL GROUP - PUBLIC AND PRIVATE  
1993/94(1986 E.F.Y.) - 1997/98 (1990 E.F.Y.)

TABLE 5.21(Contd..)

INDUSTRIAL GROUP	1986	1987	1988	1989	1990
Manufacture of pharmaceuticals, medicinal chemicals and botanical products.....	0.331	0.258	0.199	0.325	0.497
Manufacture of soap and detergents cleaning and polishing, perfumes and toilet preparations.....	0.198	0.144	0.180	0.148	0.147
Manufacture of chemical products n.e.c. ....	0.039	0.057	0.232	0.157	0.059
<b>MANUFACTURE OF RUBBER AND PLASTIC PRODUCTS.....</b>	<b>0.238</b>	<b>0.230</b>	<b>0.212</b>	<b>0.192</b>	<b>0.186</b>
Manufacture of rubber products.....	0.273	0.225	0.243	0.115	0.179
Manufacture of plastic products.....	0.199	0.234	0.183	0.264	0.193
<b>MANUFACTURE OF OTHER NON-METALLIC MINERAL PRODUCTS ...</b>	<b>0.248</b>	<b>0.264</b>	<b>0.285</b>	<b>0.276</b>	<b>0.273</b>
Manufacture of glass and glass products.....	0.428	0.341	0.330	0.421	0.338
Manufacture of structural clay products .....	-0.068	0.142	0.200	0.194	0.138
Manufacture of cement, lime and plaster .....	0.244	0.257	0.290	0.284	0.305
Manufacture of articles of concrete, cement and plaster .....	0.222	0.296	0.258	0.241	0.214
Manufacture of non-metallic mineral products n.e.c..	0.354	0.159	0.300	0.247	0.147
<b>MANUFACTURE OF BASIC IRON AND STEEL.....</b>	<b>0.163</b>	<b>0.244</b>	<b>0.156</b>	<b>0.165</b>	<b>0.112</b>
Manufacture of basic iron and steel.....	0.163	0.244	0.156	0.165	0.112
<b>MANUFACTURE OF FABRICATED METAL PRODUCTS EXCEPT MACHINERY AND EQUIPMENT .....</b>	<b>0.146</b>	<b>0.131</b>	<b>0.182</b>	<b>0.196</b>	<b>0.125</b>
Manufacture of structural metal products, tanks, reservoirs and containers of metal .....	0.096	0.078	0.168	0.217	0.054
Manufacture of cutlery, hand tools and general hardware .....	0.201	0.207	0.153	0.121	0.094
Manufacture of other fabricated metal products .....	0.122	0.110	0.197	0.214	0.149
<b>MANUFACTURE OF MACHINERY AND EQUIPMENT N.E.C. ....</b>	<b>0.179</b>	<b>0.039</b>	<b>0.135</b>	<b>0.134</b>	<b>0.129</b>
Manufacture of pumps, compressors, taps and valves..	0.050	0.009	0.040	0.226	-
Manufacture of ovens, furnaces and furnace burners..	-	-	0.273	0.314	0.149
Manufacture of other general purpose machinery.....	-	-	0.311	0.196	0.106
Manufacture of machinery for food and beverage processing .....	-	-	0.428	0.105	0.231
Manufacture of accumulators, primary cells and and primary batteries .....	0.260	0.084	-0.202	-2.463	-0.521
<b>MANUFACTURE OF MOTOR VEHICLES .....</b>	<b>0.139</b>	<b>0.090</b>	<b>0.146</b>	<b>0.159</b>	<b>0.039</b>
Manufacture of bodies for motor vehicles.....	0.139	0.090	0.146	0.158	0.038
Manufacture of parts and accessories for motor vehicles and their engines.....	-	-	0.243	0.346	0.176
<b>MANUFACTURE OF FURNITURE; MANUFACTURING N.E.C. ....</b>	<b>0.204</b>	<b>0.206</b>	<b>0.221</b>	<b>0.206</b>	<b>0.198</b>
Manufacture of furniture; manufacturing n.e.c.....	0.204	0.206	0.221	0.206	0.198
<b>T O T A L</b>	<b>0.197</b>	<b>0.186</b>	<b>0.196</b>	<b>0.199</b>	<b>0.160</b>

PART VI

**STATISTICAL TABLES ON ELECTRICITY  
INDUSTRIES**

**1993/94 – 1997/98 (1986 – 1990 E.F.Y.)**

NUMBER OF EMPLOYEES BY OCCUPATIONAL GROUP AND SEX IN ELECTRICITY INDUSTRY  
1986-1990 E.F.Y (1993/94-1997/98 G.C)

TABLE 6.1

OCCUPATIONAL GROUP	NUMBER OF EMPLOYEES*														
	1986			1987			1988			1989			1990		
	MALE	FEMALE	TOTAL	MALE	FEMALE	TOTAL	MALE	FEMALE	TOTAL	MALE	FEMALE	TOTAL	MALE	FEMALE	TOTAL
ADMINISTRATIVE, PROFESSIONAL AND TECHNICAL EMPLOYEES	1386	33	1419	1299	33	1332	1270	33	1303	1262	38	1300	1263	38	1301
CLERICAL AND SALES WORKERS	1528	547	2075	1531	547	2078	1497	544	2041	1487	622	2109	1489	622	2111
SKILLED PRODUCTION WORKERS	582	61	643	594	69	663	581	69	650	577	79	656	578	79	657
SEMI-SKILLED WORKERS	1675	36	1711	1724	40	1764	1686	40	1726	1675	46	1721	1677	46	1723
UNSKILLED WORKERS	2174	355	2529	2195	382	2577	2147	380	2527	2132	435	2567	2134	435	2569
<b>TOTAL</b>	<b>7345</b>	<b>1032</b>	<b>8377</b>	<b>7343</b>	<b>1071</b>	<b>8414</b>	<b>7181</b>	<b>1066</b>	<b>8247</b>	<b>7133</b>	<b>1220</b>	<b>8353</b>	<b>7141</b>	<b>1220</b>	<b>8361</b>

\*Excludes number of casual workers

NUMBER OF EMPLOYEES BY WAGES AND SALARIES GROUP AND SEX IN ELECTRICITY INDUSTRY  
1986 - 1990 E.F.Y. (1993/94 - 1997/98 G.C.)

TABLE 6.2

GROSS SALARY GROUP	NUMBER OF EMPLOYEES*														
	1986			1987			1988			1989			1990		
	MALE	FEMALE	TOTAL	MALE	FEMALE	TOTAL	MALE	FEMALE	TOTAL	MALE	FEMALE	TOTAL	MALE	FEMALE	TOTAL
105-204	1336	188	1524	1064	154	1218	537	60	597	498	208	706	535	214	749
205-304	1413	238	1651	1189	182	1371	699	77	776	887	84	971	885	91	976
305-504	2602	322	2924	2687	392	3079	1942	348	2290	1317	239	1556	1422	240	1662
505-704	1253	220	1473	1597	266	1863	2020	301	2321	2115	308	2423	2077	297	2374
705-1004	620	58	678	685	70	755	1593	254	1847	1702	324	2026	1632	322	1954
1005-1304	91	3	94	92	4	96	317	21	338	522	50	572	500	49	549
1305-2000	30	3	33	29	3	32	70	5	75	89	6	95	87	6	93
OVER 2000	-	-	-	-	-	-	3	-	3	3	1	4	3	1	4
<b>TOTAL</b>	<b>7345</b>	<b>1032</b>	<b>8377</b>	<b>7343</b>	<b>1071</b>	<b>8414</b>	<b>7181</b>	<b>1066</b>	<b>8247</b>	<b>7133</b>	<b>1220</b>	<b>8353</b>	<b>7141</b>	<b>1220</b>	<b>8361</b>

\* Refers to the number of permanent employees in the month of June according to Ethiopian Fiscal Year.

**WAGES AND SALARIES\* PAID BY OCCUPATIONAL GROUP IN ELECTRICITY INDUSTRY**  
1986 - 1990 E.F.Y. (1993/94 - 1997/98 G.C.)

TABLE 6.3

(IN '000 BIRR)

OCCUPATIONAL GROUP	1986	1987	1988	1989	1990
ADMINISTRATIVE, PROFESSIONAL AND TECHNICAL EMPLOYEES	8986	10536	11064	13460	14563
CLERICAL AND SALES WORKERS	8944	10487	11013	13398	14495
SKILLED PRODUCTION WORKERS	8380	9825	10318	12552	13580
SEMI-SKILLED WORKERS	8424	9877	10372	12618	13652
UNSKILLED WORKERS	10671	12512	13140	15986	17295
<b>TOTAL</b>	<b>45405</b>	<b>53237</b>	<b>55907</b>	<b>68014</b>	<b>73585</b>

\* Includes Wages of Casual Workers

**INSTALLED GENERATING CAPACITY AND ELECTRICITY PRODUCTION**  
1982 - 90 E.F.Y. (1989/90 - 1997/98 G.C.)

TABLE 6.4

YEAR	INSTALLED GENERATING CAPACITY (KW)			ELECTRICITY PRODUCTION ('000 KWH)		
	HYDRO	THERMAL	TOTAL	HYDRO	THERMAL	TOTAL
1982	372212	31245	403457	1087925	43356	1131281
1983	372414	25305	397719	1097488	31734	1129222
1984	372414	28456	400870	1126814	20081	1146895
1985	377414	33077	410491	1251075	26912	1277987
1986	378214	35612	413826	1350367	44612	1394979
1987	378030	33457	411487	1416434	35576	1452010
1988	377750	41453	419203	1507455	42441	1549896
1989	377750	38307	416057	1566375	47776	1614151
1990	377750	40707	418457	1579495	48749	1628244

**QUANTITY OF ELECTRICITY SOLD AND REVENUE FROM SALES BY TYPE OF TARIFF**

1986 - 1990 E.F.Y. (1993/94 - 1997/98 G.C.)

**TABLE 6.5**

TYPE OF TARIFF	1986		1987		1988		1989		1990	
	ELECTRICITY SOLD		ELECTRICITY SOLD		ELECTRICITY SOLD		ELECTRICITY SOLD		ELECTRICITY SOLD	
	('000 KWH)	('000 BIRR)	('000 KWH)	('000 BIRR)	('000 KWH)	('000 BIRR)	('000 KWH)	('000 BIRR)	('000 KWH)	('000 BIRR)
DOMESTIC	460163	61860	512224	89277	551670	102144	573629	126478	524079	150147
COMMERCIAL	136672	47521	141715	55318	154811	62144	189922	82037	278065	146304
STREET LIGHTING	7686	2708	7974	2937	7311	2728	7935	2704	9311	3292
INDUSTRIAL	529420	119728	516444	133747	554058	148822	551120	151462	547045	210987
<b>TOTAL</b>	<b>1133941</b>	<b>231817</b>	<b>1178357</b>	<b>281279</b>	<b>1267850</b>	<b>315838</b>	<b>1322606</b>	<b>362681</b>	<b>1358500</b>	<b>510730</b>

**GROSS REVENUE FROM SALES, TOTAL INTERMEDIATE COST AND VALUE ADDED IN ELECTRICITY INDUSTRY**

1986 - 1990 E.F.Y. (1993/94 - 1997/98 G.C.)

**TABLE 6.6**

( IN '000 BIRR )

YEAR	GROSS REVENUE FROM SALES	TOTAL INTERMEDIATE COST	VALUE ADDED
	1	2	3 = (1-2)
1986	254282	168049	86233
1987	292710	97201	195509
1988	363607	110395	252212
1989	432985	144047	288938
1990	646044	155049	490995

**VALUE OF FIXED ASSETS BY TYPE IN ELECTRICITY INDUSTRY**

1986 - 1990 E.F.Y. (1993/94 - 1997/98 G.C.)

**TABLE 6.7**

( IN ' 000 BIRR )

TYPE OF FIXED ASSETS	1986	1987	1988	1989	1990
RESIDENTIAL & NON - RESIDENTIAL BUILDINGS	92276	88795	157428	162927	146997
OTHER CONSTRUCTION & WORKS	254982	247014	273713	296846	294561
MACHINERY & EQUIPMENT	453926	436311	819076	949504	952000
VEHICLES	7390	5652	18589	15728	8879
OTHERS	2900	2329	1982	1569	1607
<b>TOTAL</b>	<b>811474</b>	<b>780101</b>	<b>1270788</b>	<b>1426574</b>	<b>1404044</b>

**INVESTMENT IN FIXED ASSETS BY TYPE OF FIXED ASSETS IN ELECTRICITY INDUSTRY**

1986 - 1990 E.F.Y. (1993/94 - 1997/98 G.C.)

**TABLE 6.8**

( IN ' 000 BIRR )

TYPE OF FIXED ASSETS	1986	1987	1988	1989	1990
RESIDENTIAL & NON - RESIDENTIAL BUILDINGS	N.A	-	87828	22220	1483
OTHER CONSTRUCTION & WORKS	N.A	4292	31730	30962	4490
MACHINERY & EQUIPMENT	N.A	1695	411526	163952	38034
VEHICLES	N.A	962	16470	2092	5276
OTHERS	N.A	-	110	-	400
<b>TOTAL</b>	<b>N.A</b>	<b>6949</b>	<b>547664</b>	<b>219226</b>	<b>49683</b>

**N.A. :- Not Available**

CONFIDENTIAL  
FOR STATISTICAL USE ONLY

NAME OF ESTABLISHMENT

## **ANNEX : SURVEY QUESTIONNAIRE**



**CONFIDENTIAL  
FOR STATISTICAL USE ONLY**

**FOR OFFICE USE ONLY**

QUEST.(MI) \_\_\_\_\_

NAME OF ESTABLISHMENT \_\_\_\_\_

ISIC \_\_\_\_\_

SR.NO. \_\_\_\_\_

**THE FEDERAL DEMOCRATIC REPUBLIC OF ETHIOPIA  
CENTRAL STATISTICAL AUTHORITY**

**ANNUAL SURVEY OF MANUFACTURING INDUSTRY  
(19.....)**

**ADDIS ABABA  
APRIL 1999**





2.6 TYPE OF OWNERSHIP

PRIVATE/CO-OPERATIVE = 1 PUBLIC = 2  
 PUBLIC & PRIVATE = 3 % SHARE \_\_\_\_\_

2.7 IF THE ANSWER TO 2.6 IS CODE 1 OR 3

WHAT IS THE LEGAL FORM OF ORGANIZATION?

INDIVIDUAL PROPRIETOR ..... = 1  
 PARTNERSHIP ..... = 2  
 SHARE COMPANY ..... = 3  
 PRIVATE LIMITED COMPANY ..... = 4  
 CO-OPERATIVE ..... = 5  
 OTHER (SPECIFY) \_\_\_\_\_ = 6

2.8 NUMBER OF OWNERS OF THE ESTABLISHMENT BY SEX

2.9 PAID-UP CAPITAL BY OWNERSHIP AND SEX

1. PRIVATE ETHIOPIAN MALE BIRR \_\_\_\_\_  
 2. PRIVATE ETHIOPIAN FEMALE BIRR \_\_\_\_\_  
 3. PRIVATE NON-ETHIOPIAN BIRR \_\_\_\_\_  
 4. PUBLIC BIRR \_\_\_\_\_  
 5. OTHERS (SPECIFY) \_\_\_\_\_ BIRR \_\_\_\_\_  
 6. TOTAL BIRR \_\_\_\_\_

2.10 NUMBER OF MONTHS THE ESTABLISHMENT OPERATED DURING 1990 E.F.Y. (1997/98 G.C..)

2.11 WHAT WERE THE THREE MAJOR PROBLEMS THAT PREVENTED YOU FROM OPERATING FULL YEAR (ENUMERATE IN ORDER OF IMPORTANCE)

SHORTAGE OF RAW MATERIALS ..... = 1  
 SHORTAGE OF SPARE PARTS ..... = 2  
 GETTING MARKET/CUSTOMERS ..... = 3  
 LACK OF WORKING CAPITAL ..... = 4  
 SHORTAGE OF FOREIGN EXCHANGE ..... = 5  
 SHORTAGE OF ELECTRIC & WATER SUPPLY ..... = 6  
 REPEATED BREAKAGE OF MACHINERY ..... = 7  
 GOVERNMENT RULES & REGULATIONS ..... = 8  
 OTHERS (SPECIFY) \_\_\_\_\_ = 9

2.12 OWNERSHIP OF NON-RESIDENTIAL BUILDINGS

PRIVATELY OWNED = 1  
 RENTED = 2  
 OTHERS (SPECIFY) \_\_\_\_\_ = 3

2.13 IF PRIVATELY OWNED, WHAT WAS THE SOURCE OF OWNERSHIP?

INHERITTED = 1  
 PROVIDED FREE = 2  
 CONSTRUCTED BY THE ESTAB. = 3  
 OTHER (SPECIFY) \_\_\_\_\_ = 4

5  
 2.6

6  
 2.7

7

2.8	MALE	FEM.	TOTAL
	<input type="checkbox"/>	<input type="checkbox"/>	<input type="checkbox"/>

2.9

8  
 1.

9  
 2.

10  
 3.

11  
 4.

12  
 5.

13  
 6.

14  
 2.10

15  
 2.11

16

17

18  
 2.12

19  
 2.13

**ITEM 3 - NUMBER OF PERSONS ENGAGED AND WAGES AND SALARIES**

**3.1 NUMBER OF PERSONS ENGAGED IN 19----**

SR. NO.	GENERAL OCCUPATION	NUMBER OF PERSONS ENGAGED AS OF THE LAST PAY PERIOD OF WORKING DAY IN 19----												PERSON/MONTHS	WAGES				
		MESKEREM			TAHSAS			MEGABIT			SENE								
		ETHIOPIAN			ETHIOPIAN			ETHIOPIAN			ETHIOPIAN								
		MALE	FEMALE	FOR.	MALE	FEMALE	FOR.	MALE	FEMALE	FOR.	MALE	FEMALE	FOR.						
1	2	3	4	5	6	7	8	9	10	11	12	13	14	15	16				
1	WORKING PROPRIETORS, ACTIVE PARTNERS AND FAMILY WORKERS																		
2	UN-PAID APPERENTICES																		
3	ADMINISTRATIVE, TECHNICAL EMPLOYEES, CLERICAL AND OFFICE WORKERS																		
4	PRODUCTION WORKERS																		
5	PAID APPERENTICES																		
6	SEASONAL & TEMPORARY WORKERS																		
7	<b>TOTAL</b>																		

NB :- SR.NO 3 AND 4 SHOULD INCLUDE ONLY PERMANENT EMPLOYEES

### 3.2 WAGES AND SALARIES AND OTHER EMPLOYEE BENEFITS PAID (IN BIRR) IN 19----

SR. NO.	GENERAL OCCUPATION	GROSS ANNUAL WAGES AND SALARIES PAID*				EMPLOYEES BENEFITS		ESTABLISHMENTS CONTRIBUTION ON BEHALF OF EMPLOYEES TO PENSION, LIFE AND CASUALTY INSURANCE SCHEMES	NO OF SHIFTS	HRS. PER DAY	MONTHS	NO. OF WORKERS PER SHIFT
		ETHIOPIAN		FOREIGNERS	TOTAL	COMMISSION, BONUSES, PROFESSIONAL AND HARDSHIP ALLOWANCES (EXCLUDING CAR ALLOWANCE AND PERDIEM)	ACTUAL COST TO THE ESTABLISHMENT OF FOOD, LODGING, MEDICAL & OTHER BENEFITS PROVIDED TO EMPLOYEES FREE OF CHARGE					
		MALE	FEMALE									
1	2	3	4	5	6=(3+4+5)	7	8	9	10	11	12	13
1	PAID APPRENTICES											
2	ADMINISTRATIVE, TECHNICAL EMPLOYEES, CLERICAL & OFF. WORKERS											
3	PRODUCTION WORKERS											
4	TOTAL											

\* HERE WAGES AND SALARIES FOR SEASONAL AND TEMPORARY WORKERS SHOULD BE EXCLUDED.

### 3.3 NUMBER OF PERMANENT EMPLOYEES BY BASIC SALARY GROUP\*

SR. NO.	SEX	UNDER 75	75 AND UNDER 105	105 AND UNDER 150	150 AND UNDER 200	200 AND UNDER 250	250 AND UNDER 300	300 AND UNDER 400	400 AND UNDER 500	500 AND UNDER 700	700 AND UNDER 1000	1000 AND UNDER 1500	1500 AND UNDER 2000	2000 AND OVER	TOTAL
1	2	3	4	5	6	7	8	9	10	11	12	13	14	15	16
1	MALE														
2	FEMALE														
3	TOTAL														

\* NUMBER OF PERMANENT EMPLOYEES BY SEX & BASIC SALARY GROUP COULD BE COMPILED FROM THE PAYROLL OF LAST PERIOD OF WORKING DAY IN SENE.

ITEM 4 - PRODUCTS AND SERVICES OF THE ESTABLISHMENT (IN BIRR) IN 19----

4.1 PRODUCTS AND BY-PRODUCTS

SR. NO.	DESCRIPTION OF PRODUCTS AND BY-PRODUCTS	UNIT OF MEAS.	PRODUCT CODE	U/M CODE	AVERAGE SALES PRICE PER UNIT (EX-FACTORY)	QUANTITY PRODUCED	VALUE OF PRODUCTION (EX-FACTORY)	TOTAL SALES*		OF WHICH EXPORT	
								QUANTITY	VALUE	QUANTITY	VALUE
1	2	3	4	5	6	7	8	9	10	11	12
0 1											
0 2											
0 3											
0 4											
0 5											
0 6											
0 7											
0 8											
0 9 OTHERS											
1 0 TOTAL											

\* TOTAL SALES SHOULD INCLUDE ALL DUTIES AND INDIRECT TAXES COLLECTED, i.e., TRANSACTION, TURNOVER AND EXCISE TAXES etc..

4.2 SERVICES AND OTHER RECEIPTS (IN BIRR) IN 19----

SR. NO.	VALUE OF CONTRACT WORK DONE FOR OTHERS ON THEIR MATERIALS (EXCLUDING REPAIR & MAINTENANCE)	RECEIPT FOR REPAIR AND MAINTENANCE WORK DONE FOR OTHERS	RECEIPTS OF PRODUCTS BOUGHT AND RESOLD WITHOUT FURTHER PROCESSING	VALUE OF CAPITAL GOODS PRODUCED BY OWN EMPLOYEES AND MATERIALS FOR OWN USE	OTHER RECEIPTS					TOTAL 11 = (2+3+4+...9+10)
					INTEREST RECEIVED	RENTAL INCOME FROM LEASE OF MACHINERY & EQUIP.	INSURANCE CLAIMS	SUBSIDY	OTHER INCOME	
1	2	3	4	5	6	7	8	9	10	11
1										

ITEM 5 - VALUE OF STOCKS (IN BIRR) IN 19----



6.2 OTHER INDUSTRIAL COSTS (VALUE IN BIRR) IN 19----

SR. NO.	TYPE	UM	UNIT CODE	QUANTITY	VALUE OF FUEL & LUBRICATING OIL*	ELECTRICITY		WOOD AND CHARCOAL FOR ENERGY	OTHER EXPENSES				TOTAL
						(KWH) CONSUMED	VALUE		WATER CONSUMED	COST OF CONTRACT WORK DONE BY OTHERS FOR THIS ESTAB.	COST OF GOODS BOUGHT AND RESOLD	COST OF REPAIR & MAINTENANCE WORK DONE BY OTHERS FOR THE ESTAB.	
1	2	3	4	5	6	7	8	9	10	11	12	13	(14=8+9+10+11+12+13)
1	FUEL OIL												
2	DIESEL FUEL OIL												
3	OTHERS(SPECIFY)												
4	a.												
5	b.												
6	c.												
7	d.												
7	TOTAL												

\* PLEASE DO NOT INCLUDE HERE FUEL FOR TRANSPORT

7

6.3 OTHER NON-INDUSTRIAL EXPENSES (IN BIRR) IN 19----

SRL NO.	LICENSE FEE	ADVERTISING	STATIONARY, TELEPHONE & MAILING EXPENSES	PAYMENTS FOR ACCOUNTING, LEGAL COMMISSION, etc.	TRANSPORT COST	INTEREST PAID	BANK CHARGES	DIVIDENDS PAID	RENT PAYABLE FOR RENTAL OF STRUCTURES AND EQUIPMENT	INSURANCE PREMIUM ON PROPERTY	OTHERS
1	2	3	4	5	6	7	8	9	10	11	12
1											

TOTAL	
13 = (2+3+4+...+10+12)	

6.4 TAXES PAID (IN BIRR) IN 19----

SRL NO.	INDIRECT TAXES PAID**	INCOME TAX PAID ON PROFIT	TOTAL
1	2	3	4
1			

\*\* DUTIES AND INDIRECT TAXES COLLECTED, I.E., TRANSACTION, TURNOVER AND EXCISE TAX etc.





**8.3 WHAT WERE THE THREE MAJOR PROBLEMS THAT PREVENTED  
THE ESTABLISHMENT FROM OPERATING WITH FULL CAPACITY**

		CODE
SHORTAGE OF SUPPLY OF RAW MATERIALS	= 1	
SHORTAGE OF SPARE PARTS	= 2	1 <input type="checkbox"/>
GETTING MARKET/CUSTOMERS	= 3	2 <input type="checkbox"/>
LACK OF CREDIT FROM BANKS AND OTHER SOURCES	= 4	3 <input type="checkbox"/>
LACK OF FOREIGN EXCHANGE	= 5	
LACK OF TECHNICAL KNOW HOW	= 6	
OTHERS (SPECIFY) _____	= 7	

**8.4 WHAT ARE THE THREE MAJOR PROBLEMS THAT ARE FACING  
THE ESTABLISHMENT AT PRESENT**

		CODE
SHORTAGE OF SUPPLY OF RAW MATERIALS	= 1	
SHORTAGE OF SPARE PARTS	= 2	
DIFFICULT MARKET COMPETITION	= 3	1 <input type="checkbox"/>
GETTING MARKET/CUSTOMERS	= 4	<input type="checkbox"/>
SHORTAGE OF WORKING CAPITAL	= 5	
FREQUENT MACHINE BREAKAGE	= 6	2 <input type="checkbox"/>
INCONVENIENT WORKING PLACE	= 7	<input type="checkbox"/>
PROBLEMS WITH WORKERS	= 8	
GOVERNMENT RULES & REGULATION	= 9	3 <input type="checkbox"/>
NO PROBLEMS FACED	= 10	<input type="checkbox"/>
OTHERS (SPECIFY) _____	= 11	

**ITEM 9 - REMARKS**


**ITEM 10 - NAME OF PERSON TO CONTACT REGARDING THIS REPORT**

I CERTIFY THAT THE PRECEDING INFORMATION IS COMPLETE AND CORRECT TO THE BEST OF MY KNOWLEDGE.

NAME _____	TITLE _____
SIGNATURE _____	TEL. NO. _____
DATE _____	OFFICIAL SEAL _____

**ITEM 11 - NAME OF ENUMERATOR AND SUPERVISOR**

NAME OF ENUMERATOR _____	SIGNATURE _____	DATE _____
NAME OF SUPERVISOR _____	SIGNATURE _____	DATE _____
HEAD OF STATISTICS (BRANCH OFF.) _____	SIGNATURE _____	DATE _____