


FEDERAL DEMOCRATIC REPUBLIC OF ETHIOPIA

CENTRAL STATISTICAL AUTHORITY

**PRODUCERS' PRICES OF AGRICULTURAL
PRODUCTS AT ZONE LEVEL**

Monthly Statistical Report

January 2005 (Tir 1997)



ADDIS ABABA

April 2005

333

STATISTICAL BULLETIN

333

819197
5/5 ACC-002511

c- S/S

000434


FEDERAL DEMOCRATIC REPUBLIC OF ETHIOPIA

CENTRAL STATISTICAL AUTHORITY

PRODUCERS' PRICES OF AGRICULTURAL
PRODUCTS AT ZONE LEVEL

Monthly Statistical Report

January 2005 (Tir 1997)



ADDIS ABABA

April 2005

333

STATISTICAL BULLETIN

333

የኮሙንዩኬሽን ደ/ቤት
የብሔራዊ ምርመራና ምርመራ ደ/ቤት
የብሔራዊ ምርመራና ምርመራ ደ/ቤት
የብሔራዊ ምርመራና ምርመራ ደ/ቤት
የብሔራዊ ምርመራና ምርመራ ደ/ቤት

122-1937

27
2


197 13 11

FEDERAL DEMOCRATIC REPUBLIC OF ETHIOPIA

CENTRAL STATISTICAL AUTHORITY

PRODUCERS' PRICES OF AGRICULTURAL
PRODUCTS AT ZONE LEVEL

Monthly Statistical Report
January 2005 (1997)



ADDIS ABABA
April 2005

333 STATISTICAL BULLETIN 333

PREPARED AND PRINTED BY
CENTRAL STATISTICAL AUTHORITY
P.O. BOX 1143 ADDIS ABABA
Tel. 55-30-11

CONTENTS

	PAGE
I. Introduction	(II)
II. Objectives	(III)
III. Scope and Coverage	(IV)
IV. Method of Data Collection	(IV)
V. Definitions	(IX)
VI. Note	(IX)

Statistical Tables

Table 1 - Average Producers' Prices of Agricultural Products in Rural Areas by Zone, Tigray and Afar Regions, January 2005(Tir 1997).....	3
Table 2 - Average Producers' Prices of Agricultural Products in Rural Areas by Zone, Amhara Region, January 2005(Tir 1997).....	11
Table 3- Average Producers' Prices of Agricultural Products in Rural Areas by Zone, Oromiya Region, January 2005(Tir 1997).....	19
Table 4- Average Producers' Prices of Agricultural Products in Rural Areas by Zone, Somali and BenishangulGumuz Regions, January 2005 (Tir 1997).....	27
Table 5a - Average Producers' Prices of Agricultural Products in Rural Areas of ten Zones of SNNP Region, January 2005(Tir 1997).....	35
Table 5b - Average Producers' Prices of Agricultural Products in Rural Areas of Special Weredas/Zone of SNNP Region, January 2005(Tir 1997).....	43
Table 6 - Average Producers' Prices of Agricultural Products in Rural Areas by Zone, Gambela, Harari , Addis Ababa and Dire Dawa Regions, January 2005(Tir 1997)	51

I. Introduction

The Central Statistical Authority (CSA) has been conducting the Rural Integrated Household Survey Program (RIHSP) since 1980/81 (1973 Ethiopian Calendar). As part of the RIHSP the rural producers' prices of agricultural products survey is being conducted on a monthly basis since May 1981 in selected Farmers' Associations, (currently Enumeration Areas, EAs).

In an effort to fulfill data users demand, the CSA has been providing price data at zone level since September 1997. This report provides information on monthly average producers' prices of agricultural products on the basis of the current administrative hierarchy, i.e., Regions and zones. Due to lack of adequate space to accommodate the data for all zones and Regions over one page, the price data of the zones and Regions are presented in six tables as follows:

Table 1 refers to monthly average producers' prices of agricultural products in Tigray Region at zone level(i.e., North West Tigray, Western Tigray, Central Tigray, Eastern Tigray and Southern Tigray zones) and Afar Region and two of its zones (zone 1 and zone 3).

Table 2 presents monthly average producers' prices of agricultural products in Amhara Region by zone (i.e., North Gondar, South Gondar, North Wello, South Wello, North Shewa, East Gojam, West Gojam, Wag Hemra, Awi and Oromiya Zones).

Table 3 presents monthly average producers' prices of agricultural products in Oromiya Region and its zones (i.e., West Wellega, East Wellega, Illubabor, Jimma, West Shewa, North Shewa, East Shewa, Arssi, West Harerge, East Harerge, Bale, Borena and South West Shewa Zones).

Table 4 displays monthly average producers' prices of agricultural products in Somali Region and three of its zones (i.e., Shinile, Jigjiga and Liben) and Benishangul-Gumuz Region and its zones (i.e., Metekel, Asosa and Kamashi zones).

Table (5a) presents monthly average producers' prices of agricultural products in Southern Nations, Nationalities and Peoples, SNNP, Region and its zones (i.e., Gurage, Hadiya, Kembat- Tembaro, Sidama, Gedeo, Wolayita and South Omo Zones and Shaka, Kaffa and Gamogofa special weredas).

Table (5b) refers to monthly average producers' prices of agricultural products in Southern Nations, Nationalities and Peoples, SNNP, Region and its zones (i.e., Bench-Maji, Yem special wereda, Amaro special wereda, Burji special wereda, Konso special wereda, Dirashe special wereda, Dawro special wereda, Basketo special wereda, Konta special wereda, Siltie special wereda, and Alaba special wereda).

Table 6 provides monthly average producers' prices of agricultural products in Gambella Region and its zones (i.e., zone 1 and zone 2), Harari Region, Addis Ababa Administrative Council and its zones (i.e., zone 3 and zone 6), Dire Dawa Administrative Council and national average.

Earlier issues on the monthly producers' prices include Statistical Bulletins 44, 59, 65, 85, 95, 105, 116, 122, 137, 142, 148, 149, 155, 162, 166, 173, 176, 181, 188, 190, 199, 211, 212, 219, 239, 240, 241, 250, 251, 260, 268, 273, 277, 291, 292, 293, 294, 298, 300, 303, 306, 311, 312, 314, 315, 316, 318, 322, 324, 326 and 328.

II. Objectives

The objectives of the survey are to:

- help policy makers take decisions on production and distribution of agricultural products;
- study the level of producers' price of agricultural products charged by farmers;
- study the disparities between prices at various distribution levels;

- study changes in the economy;
- help in the valuation of output for national accounts;
- construct producers' price indices and volume of production with respect to agricultural products.

III. Scope and Coverage

The scope and coverage of the agricultural producers' price survey are constantly under review and necessary improvements are effected from time to time in an effort to incorporate commodities mostly produced by private peasants. Consequently, starting from September 1998, the number of rural enumeration areas covered in price survey has reduced from 1420 to 446. The survey currently covers about 99 selected agricultural products in about 446 Enumeration Areas at country level as compared to 65 products in 361 Farmers' Association Areas in May 1981.

The major groups of agricultural products covered by the survey include cereals, pulses, oil seeds, vegetables and fruits, potatoes and other tubers, dairy products and eggs, spices, other food items and stimulants, livestock, and hides and skins.

IV. Method of Data Collection

Agricultural producers' price is collected from private peasant households or producers' cooperatives in the selected EAs in each month of the Ethiopian Calendar year, (September to August). Information on producers' price could only be collected from peasants or producers' cooperatives if and only if their own produce is sold during the survey month. For each agricultural product a maximum of three quantity and price quotations are collected from three different private peasants or producers' cooperatives. A Kitchen balance is used to measure the quantities sold by the producer. The data collection on producers' price is done over the 30 days of the month depending upon the work load of the enumerator and the selling habits of the producers.

Table A: Distribution of Planned and Covered EAs by Reporting level**January 2005**

Reporting Level	Number of Sample EAs	
	Planned	Covered
Tigray	33	29
North West Tigray	6	5
Central Tigray	9	7
East Tigray	7	7
South Tigray	8	7
Western Tigray	3	3
Affar	6	4
Zone 1	3	2
Zone 3	3	2
Amhara	67	47
North Gondar	4	3
South Gondar	2	2
North Wello	8	8
South Wello	14	8
North Shewa	16	9
East Gojam	6	5
West Gojam	6	4
Wag Hemra	3	2
Awi	1	1
Oromiya zone	7	5

Table A (Continued):

Reporting Level	Number of Sample EAs	
	Planned	Covered
Oromiya	151	114
West Wellega	17	16
East Wellega	17	11
Illubabor	11	7
Jimma	11	8
West Shewa	10	6
North Shewa	10	7
East Shewa	10	4
Arssi	15	15
West Harerge	8	7
East Harerge	9	7
Bale	15	12
Borena	10	10
South West Shewa	8	4
Somali	7	7
Shinile	2	2
Jigjiga	3	3
Liben	2	2
Benishangul-Gumuz	13	12
Metekel	3	3
Asosa	5	4
Kamashi	5	5

Table A (Continued):

Reporting Level	Number of Sample EAs	
	Planned	Covered
SNNP	96	77
Gurage	8	7
Hadiya	4	3
Kembata-Tembaro	5	5
Sidama	8	8
Gedeo	4	4
Wolayta	7	6
South Omo	5	5
Shaka	3	3
Kaffa	8	4
Gamogofa	11	10
Bench-Maji	6	4
Yem special wereda	2	1
Amaro special wereda	2	1
Burji special wereda	2	1
Konso special wereda	2	1
Dirashe special wereda	2	1
Dawro special wereda	5	5
Basketo special wereda	2	2
Konta special wereda	2	2
Silte special wereda	6	4
Alaba Special wereda	2	2

Table A (Continued):

Reporting Level	Number of Sample EAs	
	Planned	Covered
Gambella	0	0
zone 1	0	0
zone 2	0	0
Harari	1	1
Addis Ababa	3	1
zone 3	2	1
zone 6	1	0
Dire Dawa	2	2
TOTAL	379	294

V. Definitions

- **Producers' price:** Agricultural producers' price is defined as the price of the transaction carried out by the peasant/ producer at the first point of sale for a clearly specified agricultural product. In most cases this price may not correspond to the farm-gate price as the farmer sells his product at a place outside his farm.
- **Enumeration Area:** Enumeration Area in rural is a locality that is less than or equal to farmers' association areas and mostly consists of about 150-200 households.
- **Farmers' Association:-** It is the lowest administrative unit in a settled rural area with its own jurisdiction. It is an association of rural dwellers formed by the inhabitants of a given area whose members are engaged either in agricultural or non-agricultural activities.

VI. Note

- ◆ The average column provides a simple arithmetic average price for each product.
- ◆ The symbol "-" is used for data not available or doubtful.

Table 1: Average Producers' Prices of Agricultural Products in Rural Areas by Zone, Tigray and Afar Regions

January
Tir 2005
1997

PRICE IN BIRR										
K I L L I L A N D Z O N E S										
ITEM	UNIT	T I G R A Y					Tigray Average	A F F A R		Afar Average
		North West Tigray	Central Tigray	Eastern Tigray	Southern Tigray	Western Tigray		Zone 1	Zone 3	
CEREALS UNMILLED										
'TEFF' WHITE.....	Kg	2.65	2.56	-	2.79	2.82	2.66	-	2.20	2.20
'TEFF' MIXED.....	Kg	2.20	2.74	-	2.39	3.06	2.57	-	2.36	2.36
'TEFF' BLACK.....	Kg	2.21	2.52	2.44	2.42	2.71	2.46	-	-	-
WHEAT WHITE.....	Kg	-	2.15	2.08	1.92	2.44	2.06	-	-	-
WHEAT MIXED.....	Kg	-	1.52	-	-	-	1.52	-	-	-
WHEAT BLACK.....	Kg	-	-	-	2.01	-	2.01	-	-	-
BARLEY WHITE.....	Kg	2.33	2.18	1.66	2.07	-	2.04	-	-	-
BARLEY MIXED.....	Kg	-	-	-	-	-	-	-	-	-
BARLEY BLACK.....	Kg	-	-	-	2.04	3.18	2.61	-	-	-
BARLEY /FOR BEER/.....	Kg	-	-	-	-	-	-	-	-	-
'SENEF KOLO GEBIS'.....	Kg	-	-	-	-	-	-	-	-	-
MAIZE.....	Kg	1.62	2.26	-	1.47	-	1.73	1.59	1.52	1.57
DURRAH.....	Kg	-	2.05	-	-	-	2.05	-	-	-
AFRICAN MILLET.....	Kg	2.37	2.49	-	-	2.26	2.40	-	-	-
SORGHUM YELLOW.....	Kg	1.91	-	-	1.60	-	1.78	-	1.70	1.70
SORGHUM WHITE.....	Kg	1.91	1.94	-	1.38	1.70	1.79	-	-	-
SORGHUM RED.....	Kg	1.98	-	-	1.51	2.26	2.02	-	-	-
SORGHUM MIXED.....	Kg	-	-	-	-	-	-	-	-	-
OATS WITH COVER.....	Kg	-	-	3.23	-	-	3.23	-	-	-
RICE /LOCAL/.....	Kg	-	-	-	-	-	-	-	-	-
HULLED BERLEY /'TEMEZH'/.....	Kg	-	-	-	-	-	-	-	-	-
PULSES UNMILLED										
HORSE BEANS.....	Kg	2.48	2.70	-	1.88	2.59	2.47	-	-	-
CHICK PEAS.....	Kg	2.72	2.92	-	2.33	-	2.70	-	-	-
PEAS WHITE.....	Kg	2.07	-	2.29	2.41	3.01	2.35	-	-	-
PEAS MIXED.....	Kg	-	-	-	-	-	-	-	-	-
SOYA BEANS.....	Kg	-	-	-	-	-	-	-	-	-
LENTILS.....	Kg	-	2.89	3.08	-	-	2.91	-	-	-

Table 1: Average Producers' Prices of Agricultural Products in Rural Areas by Zone, Tigray and Afar Regions (Cont'd)

January
Tir 2005
1997

PRICE IN BIRR

		K I L L I L A N D Z O N E S								
ITEM	UNIT	T I G R A Y					Tigray Average	A F F A R		Afar Average
		North West Tigray	Central Tigray	Eastern Tigray	Southern Tigray	Western Tigray		Zone 1	Zone 3	
CHILLIES.....	Kg	-	-	-	-	-	-	-	-	-
CORIANDER.....	Kg	-	13.89	-	-	-	13.89	-	-	-
'SENAFICH'.....	Kg	-	-	-	-	-	-	-	-	-
BASIL /DRY/.....	Kg	-	3.44	-	-	-	3.44	-	-	-
SAVORY /DRY/.....	Kg	-	-	-	-	-	-	-	-	-
RUE /NOT DRY/.....	Kg	-	-	-	8.89	4.44	7.40	-	-	-
LIVESTOCK										
SHEEP/CASTRATED/.....	No	-	170.00	170.00	215.00	225.00	190.00	153.33	-	153.33
LAMB.....	No	123.75	131.88	137.33	97.00	-	119.43	54.06	42.00	48.89
OTHER SHEEP/10-15Kg/.....	No	199.44	125.00	79.63	91.80	-	107.45	79.00	93.83	87.09
GOAT/CASTRATED/.....	No	263.42	199.09	90.00	210.00	-	220.03	250.00	-	250.00
KID.....	No	106.83	92.50	125.00	89.17	-	101.79	59.29	53.38	56.13
OTHER GOAT/10-15Kg/.....	No	167.63	102.62	-	84.33	-	108.61	109.00	92.83	100.18
CALF/1-2Years/.....	No	300.00	-	102.50	130.00	-	158.75	-	-	-
HEIFER/2-4Years/.....	No	-	-	397.50	378.33	-	389.29	400.00	-	400.00
COW/4 Years & Above/.....	No	750.00	408.46	370.00	282.50	-	447.76	600.00	540.00	564.00
BULL/2-4Years/.....	No	630.00	-	300.00	575.00	-	575.00	300.00	313.33	310.00
OX/4 Years & Above/.....	No	967.00	647.50	683.33	596.67	-	724.00	950.00	775.00	800.00
PULLET/LOCAL/.....	No	9.56	7.25	8.60	7.38	12.75	8.47	-	-	-
HEN/LOCAL/.....	No	14.23	11.32	10.61	10.72	15.50	11.67	-	-	-
COCKEREL/LOCAL/.....	No	13.10	7.29	12.05	8.53	-	10.28	-	12.00	12.00
COCK/LOCAL/.....	No	15.32	12.32	12.89	12.47	16.50	13.18	-	-	-
DRAUGHT ANIMALS										
DONKEY /MALE/.....	No	483.33	305.00	283.33	-	-	352.00	300.00	-	300.00
HORSE /MALE/.....	No	-	-	-	-	-	-	-	-	-
MULE /MALE/.....	No	-	-	-	500.00	-	500.00	-	-	-
CAMEL /MALE/.....	No	-	2323.33	-	-	-	2323.33	-	1100.00	1100.00

Table 1: Average Producers' Prices of Agricultural Products in Rural Areas by Zone, Tigray and Afar Regions (Cont'd)

January
Tir 2005
1997

PRICE IN BIRR

		K I L L I L A N D Z O N E S								
ITEM	UNIT	T I G R A Y					Tigray Average	A F F A R		Affar Average
		North West Tigray	Central Tigray	Eastern Tigray	Southern Tigray	Western Tigray		Zone 1	Zone 3	

DAIRY PRODUCTS & EGGS

MILK/UNPASTEURIZED/.....	Lt	-	-	-	4.00	-	4.00	-	1.89	1.89
BUTTER/UNREFINED/.....	Kg	-	33.33	21.93	27.17	-	24.64	-	22.22	22.22
CHEESE/COTTAGE/.....	Kg	-	-	-	-	-	-	-	-	-
EGGS/LOCAL/.....	DOZEN	5.09	3.89	3.55	4.01	3.13	4.05	-	-	-

HIDES AND SKINS

BOVINE HIDES.....	No	18.25	-	-	12.42	-	14.75	35.00	-	35.00
SHEEP SKINS/DRY/.....	No	-	18.00	-	24.00	-	22.00	6.50	-	6.50
GOAT SKINS/DRY/.....	No	9.29	7.32	-	11.75	-	8.75	-	-	-

OTHERS

BUCKTHORN LEAVES/DRIED/.....	Kg	3.64	3.46	4.67	1.70	-	3.51	-	-	-
'CHAT'.....	Kg	-	-	-	7.61	-	7.61	-	-	-
COFFEE BEANS.....	Kg	-	-	-	-	-	-	-	-	-
COFFEE WHOLE.....	Kg	-	-	-	-	-	-	-	-	-
HONEY /NOT REFINED/.....	Kg	14.50	13.53	-	-	-	14.11	-	-	-

Table 2: Average Producers' Prices of Agricultural Products in Rural Areas by Zone, Amhara Region

Crop	Zone										Average
	North Wollo	North Amhara	North West Gojjam	South Amhara	North Shewa	East Gojjam	West Gojjam	West Amhara	South West Gojjam	South Amhara	
CEREALS (UNDESKED)											
WHEAT WHITE	2.57	2.32	2.51	2.43	2.48	2.09	2.09	2.29	2.48	2.48	2.30
WHEAT RED	2.66	2.18	2.86	2.34	2.25	1.83	1.83	2.57	2.34	2.34	2.14
BARLEY	2.02	1.90	2.04	2.03	2.05	1.77	1.77	2.45	2.05	2.05	1.82
MAIZE	1.92	2.05	1.76	1.93	1.77	1.34	1.34	1.90	1.77	1.77	1.59
TEFF	1.85	1.77	1.36	1.63	1.90	1.38	1.38	2.00	1.90	1.90	1.81
ORZO	1.85	1.77	1.36	1.63	1.90	1.38	1.38	2.00	1.90	1.90	1.81
BARLEY WHITE	1.85	1.77	1.36	1.63	1.90	1.38	1.38	2.00	1.90	1.90	1.81
BARLEY RED	1.85	1.77	1.36	1.63	1.90	1.38	1.38	2.00	1.90	1.90	1.81
BARLEY BLACK	1.85	1.77	1.36	1.63	1.90	1.38	1.38	2.00	1.90	1.90	1.81
SORGHUM	1.85	1.77	1.36	1.63	1.90	1.38	1.38	2.00	1.90	1.90	1.81
SORGHUM WHITE	1.85	1.77	1.36	1.63	1.90	1.38	1.38	2.00	1.90	1.90	1.81
SORGHUM RED	1.85	1.77	1.36	1.63	1.90	1.38	1.38	2.00	1.90	1.90	1.81
SORGHUM BLACK	1.85	1.77	1.36	1.63	1.90	1.38	1.38	2.00	1.90	1.90	1.81
DATE WITH COVER	1.85	1.77	1.36	1.63	1.90	1.38	1.38	2.00	1.90	1.90	1.81
DATE WITHOUT COVER	1.85	1.77	1.36	1.63	1.90	1.38	1.38	2.00	1.90	1.90	1.81
WHEAT WHITE / UNDESKED	1.85	1.77	1.36	1.63	1.90	1.38	1.38	2.00	1.90	1.90	1.81
WHEAT RED / UNDESKED	1.85	1.77	1.36	1.63	1.90	1.38	1.38	2.00	1.90	1.90	1.81
PULSES (UNDESKED)											
BEANS	2.03	1.88	2.07	1.73	1.82	1.68	1.68	1.86	1.82	1.82	1.81
PEAS	2.74	2.07	2.21	1.81	1.87	1.76	1.76	1.86	1.87	1.87	1.89
CHICK PEAS	2.14	2.03	2.00	1.81	1.88	1.80	1.80	1.86	1.87	1.87	1.89
SOYABEANS	2.74	2.07	2.21	1.81	1.87	1.76	1.76	1.86	1.87	1.87	1.89
VEGETABLES	2.74	2.07	2.21	1.81	1.87	1.76	1.76	1.86	1.87	1.87	1.89
ONION	2.74	2.07	2.21	1.81	1.87	1.76	1.76	1.86	1.87	1.87	1.89
POTATO	2.74	2.07	2.21	1.81	1.87	1.76	1.76	1.86	1.87	1.87	1.89

Table 2: Average Producers' Prices of Agricultural Products in Rural Areas by Zone, Amhara Region

January
Tir 2005
1997

P R I C E I N B I R R

		K I L L I L A N D Z O N E S										
		A M H A R A										
ITEM	UNIT	North Gondar	South Gondar	North Wello	South Wello	North Shewa	East Gojam	West Gojam	Wag Hemra	Awii	Oromiya	Amhara Average
CEREALS UNMILLED												
'TEFF' WHITE.....	Kg	2.17	2.32	2.51	2.21	2.48	2.08	2.12	2.28	1.88	2.46	2.30
'TEFF' MIXED.....	Kg	2.06	2.18	2.56	2.31	2.25	1.83	1.90	2.57	1.52	2.53	2.14
'TEFF' BLACK.....	Kg	2.02	1.96	2.44	2.21	2.06	1.77	1.79	2.45	1.73	-	2.02
WHEAT WHITE.....	Kg	2.05	1.80	1.76	1.98	1.77	1.38	1.54	1.90	1.30	-	1.72
WHEAT MIXED.....	Kg	1.92	2.05	-	1.82	1.90	1.36	-	-	-	-	1.81
WHEAT BLACK.....	Kg	-	-	1.56	-	-	-	-	2.00	-	-	1.67
BARLEY WHITE.....	Kg	1.85	1.77	2.00	1.92	1.70	1.29	1.12	2.12	1.05	1.97	1.77
BARLEY MIXED.....	Kg	1.52	2.14	-	1.98	1.51	1.34	1.98	1.95	1.54	-	1.75
BARLEY BLACK.....	Kg	1.90	-	-	-	1.52	2.02	1.13	-	1.25	-	1.55
BARLEY /FOR BEER/.....	Kg	-	1.49	-	-	-	-	-	-	-	-	1.49
'SENEF KOLO GEBIS'.....	Kg	1.55	-	-	-	-	2.35	-	-	-	-	1.95
MAIZE.....	Kg	1.41	1.42	1.26	-	1.59	1.22	1.03	-	1.10	1.36	1.23
DURRAH.....	Kg	1.45	1.40	1.66	1.56	1.29	-	-	-	-	-	1.44
AFRICAN MILLET.....	Kg	1.61	1.52	-	-	-	-	1.76	-	1.13	-	1.57
SORGHUM YELLOW.....	Kg	-	-	1.20	-	1.27	-	-	-	-	1.66	1.44
SORGHUM WHITE.....	Kg	1.18	-	1.63	1.24	1.30	-	1.40	-	-	1.37	1.33
SORGHUM RED.....	Kg	.97	-	1.20	1.23	1.18	-	-	-	-	-	1.10
SORGHUM MIXED.....	Kg	1.07	2.22	1.28	1.13	1.12	-	-	1.70	-	1.45	1.30
OATS WITH COVER.....	Kg	-	-	-	1.89	-	-	-	-	-	-	1.89
RICE /LOCAL/.....	Kg	-	-	-	-	-	-	-	-	-	-	-
HULLED BERLEY /'TEMEZH'/.....	Kg	1.71	-	-	-	-	-	-	-	-	-	1.71
PULSES UNMILLED												
HORSE BEANS.....	Kg	2.03	1.86	1.51	1.53	1.30	1.68	1.71	1.66	2.02	-	1.61
CHICK PEAS.....	Kg	1.74	2.01	2.35	1.81	1.67	2.76	-	-	-	-	1.99
PEAS WHITE.....	Kg	-	-	1.84	-	1.90	1.87	1.74	1.45	-	-	1.79
PEAS MIXED.....	Kg	2.14	2.03	2.00	1.82	1.68	2.09	2.30	2.15	-	2.15	1.93
SOYA BEANS.....	Kg	-	-	-	-	-	-	-	1.57	-	-	1.57
LENTILS.....	Kg	-	2.78	2.31	3.00	3.11	-	-	2.65	-	-	2.82
HARICOT BEANS.....	Kg	-	.96	-	1.13	-	-	-	-	-	-	1.07

Table 2: Average Producers' Prices of Agricultural Products in Rural Areas by Zone, Amhara Region (Cont'd)

January 2005
Tir 1997

PRICE IN BIRR

		KILLIL AND ZONES										
		A M H A R A										
ITEM	UNIT	North Gondar	South Gondar	North Wello	South Wello	North Shewa	East Gojam	West Gojam	Wag Hemra	Aw	Oromiya	Amhara Average
LIMA BEANS												
LIMA BEANS.....	Kg	-	.52	-	1.44	.87	-	-	-	-	1.15	.96
VETCH												
VETCH.....	Kg	1.32	1.51	1.42	1.09	1.25	1.43	2.06	-	-	-	1.44
FENUGREEK												
FENUGREEK.....	Kg	-	-	1.92	2.06	2.94	2.33	-	-	4.17	-	2.28
OIL SEEDS												
NIGER SEED												
NIGER SEED.....	Kg	2.69	2.32	2.39	3.30	6.67	2.79	2.76	-	2.63	-	2.79
LINSEED WHITE												
LINSEED WHITE.....	Kg	-	-	-	-	-	-	-	-	-	-	-
LINSEED BLACK												
LINSEED BLACK.....	Kg	2.77	2.46	2.70	2.87	2.91	-	2.98	3.22	-	-	2.84
SESAME SEED												
SESAME SEED.....	Kg	5.26	-	4.56	4.23	3.69	5.26	-	-	-	4.70	4.75
SUNFLOWER												
SUNFLOWER.....	Kg	1.70	1.18	2.23	-	1.90	-	-	2.25	-	-	1.68
RAPE SEED												
RAPE SEED.....	Kg	1.25	1.63	1.84	1.72	-	1.78	1.85	-	2.23	1.87	1.84
CASTOR BEANS												
CASTOR BEANS.....	Kg	-	-	-	-	-	-	-	-	-	-	-
GROUND NUTS												
GROUND NUTS.....	Kg	-	-	-	-	-	-	-	-	-	-	-
VEGETABLES												
ETHIOPIAN KALE												
ETHIOPIAN KALE.....	Kg	-	-	2.78	-	-	-	-	-	-	-	2.78
CABBAGE												
CABBAGE.....	Kg	-	-	.83	.40	.56	-	-	-	-	-	.69
LETTUCE												
LETTUCE.....	Kg	-	-	-	-	-	-	-	-	-	-	-
SPINACH												
SPINACH.....	Kg	-	-	-	-	-	-	-	-	-	-	-
CARROT												
CARROT.....	Kg	-	-	-	-	-	-	-	-	-	-	-
TOMATO												
TOMATO.....	Kg	-	-	-	-	.82	-	-	-	-	-	.82
ONION												
ONION.....	Kg	1.36	1.80	-	-	1.83	1.11	1.55	-	1.67	-	1.72
GARLIC												
GARLIC.....	Kg	3.32	2.68	2.32	2.26	2.81	-	1.30	-	1.92	-	2.63
PEPPER GREEN												
PEPPER GREEN.....	Kg	1.25	-	-	2.67	2.22	-	-	-	.99	.56	1.50
GREEN PEAS												
GREEN PEAS.....	Kg	-	-	-	-	-	-	-	-	-	-	-
BEET ROOT												
BEET ROOT.....	Kg	-	-	-	-	-	-	-	-	-	-	-
CAULIFLOWER												
CAULIFLOWER.....	Kg	-	-	-	-	-	-	-	-	-	-	-
PUMPKIN												
PUMPKIN.....	Kg	.30	-	-	.79	-	-	-	-	.38	-	.46
SUGAR CANE												
SUGAR CANE.....	Kg	-	1.57	-	-	.58	-	-	-	-	.71	.95

Table 2: Average Producers' Prices of Agricultural Products in Rural Areas by Zone, Amhara Region (Cont'd)

January 2005
Tir 1997

PRICE IN BIRR

		K I L L I L A N D Z O N E S									Amhara Average	
		A M H A R A										
ITEM	UNIT	North Gondar	South Gondar	North Wello	South Wello	North Shewa	East Gojam	West Gojam	Wag Hemra	Awi	Oromiya	
FRUITS												
BANANA.....	Kg	2.29	2.12	.63	-	1.81	-	-	-	-	-	1.84
ORANGE.....	Kg	-	-	-	1.32	.74	-	-	-	-	-	.93
LEMON.....	Kg	-	.92	-	-	.73	-	-	-	.45	1.58	.86
MANDARINE.....	Kg	-	-	-	-	-	-	-	-	-	-	-
PAPAYA.....	Kg	.42	-	-	-	-	-	-	.79	-	.89	.59
GRAPES.....	Kg	-	-	-	-	-	-	-	-	-	-	-
MANGO.....	Kg	-	-	-	-	-	-	-	-	-	-	-
GUAVA.....	Kg	-	-	-	-	-	-	-	-	-	-	-
AVOCADO.....	Kg	-	-	-	-	-	-	-	-	-	-	-
CITRON.....	Kg	-	-	-	-	2.13	-	-	-	-	-	2.13
PINE APPLE.....	Kg	-	-	-	-	-	-	-	-	-	-	-
CACTUS /BELES/.....	Kg	-	-	-	-	-	-	-	-	-	-	-
POTATOES AND OTHER TUBERS												
POTATO.....	Kg	-	1.32	-	1.40	-	.76	.77	-	.86	-	.84
SWEET POTATO.....	Kg	-	-	.89	.70	-	-	-	-	-	-	.80
'KOCHO' /UNPROCESSED/.....	Kg	-	-	-	-	-	-	-	-	-	-	-
'BULA'.....	Kg	-	-	-	-	-	-	-	-	-	-	-
'GODERE'.....	Kg	-	-	-	-	-	-	-	-	-	-	-
SPICES												
PEPPER WHOLE.....	Kg	4.96	7.93	11.63	-	11.76	-	4.85	-	-	6.33	5.85
GINGER /NOT DRY/.....	Kg	1.07	-	-	-	-	-	-	-	-	-	1.07
WHITE CUMIN.....	Kg	2.13	-	-	-	-	-	-	-	-	-	2.13
BLACK CUMIN.....	Kg	5.40	-	-	-	-	-	-	-	-	-	5.40
TUMERIC /UNMILLED/.....	Kg	-	-	-	-	-	-	-	-	-	-	-
CARDAMON.....	Kg	-	-	-	-	-	-	-	-	-	-	-
FENUGREEK.....	Kg	-	-	-	-	-	-	-	-	4.17	-	4.17
CHILLIES.....	Kg	-	-	-	-	-	-	-	-	-	4.81	4.81

Table 2: Average Producers' Prices of Agricultural Products in Rural Areas by Zone, Amhara Region (Cont'd)

January 2005
Tir 1997

PRICE IN BIRR

ITEM	UNIT	K I L L I L A N D Z O N E S										Amhara Average	
		A M H A R A											
		North Gondar	South Gondar	North Wello	South Wello	North Shewa	East Gojam	West Gojam	Wag Hemra	Awi	Oromiya		
CORIANDER.....	Kg	-	-	-	-	-	-	-	-	-	-	-	-
'SENAFICH'.....	Kg	-	-	2.35	1.92	-	-	-	-	-	-	-	2.23
BASIL /DRY/.....	Kg	-	-	4.55	-	-	-	-	-	2.50	-	-	4.04
SAVORY /DRY/.....	Kg	-	-	-	-	-	-	-	-	-	-	-	-
RUE /NOT DRY/.....	Kg	-	-	-	3.23	-	-	-	-	1.39	-	-	2.31
LIVESTOCK													
SHEEP/CASTRATED/.....	No	-	-	200.00	213.81	156.00	-	210.00	196.00	-	-	-	194.44
LAMB.....	No	116.25	109.70	132.50	87.29	88.47	96.00	92.00	123.33	82.33	-	-	98.01
OTHER SHEEP/10-15Kg/.....	No	153.33	130.56	87.50	94.01	78.19	100.46	118.38	105.00	-	-	-	103.77
GOAT/CASTRATED/.....	No	295.67	-	233.33	240.00	235.00	-	-	196.67	-	420.00	-	247.59
KID.....	No	92.47	86.40	75.67	69.04	79.20	113.33	80.75	79.17	-	76.00	-	82.11
OTHER GOAT/10-15Kg/.....	No	155.22	127.13	78.50	104.06	86.43	105.00	87.00	83.33	-	81.86	-	107.21
CALF/1-2Years/.....	No	470.00	200.00	100.00	237.50	320.00	600.00	-	-	-	280.00	-	333.08
HEIFER/2-4Years/.....	No	530.00	430.00	330.00	439.29	520.00	315.00	446.67	360.00	463.33	-	-	445.42
COW/4 Years & Above/.....	No	713.21	438.89	576.00	595.00	590.00	468.00	566.67	566.67	486.00	450.00	-	569.75
BULL/2-4Years/.....	No	651.11	375.00	300.00	437.00	437.00	640.00	780.00	450.00	520.00	-	-	485.36
OX/4 Years & Above/.....	No	985.53	689.12	697.00	987.11	909.57	926.25	727.00	624.00	885.00	850.00	-	850.93
PULLET/LOCAL/.....	No	8.48	5.52	4.38	5.49	6.53	7.50	11.83	2.50	8.00	5.05	-	6.63
HEN/LOCAL/.....	No	12.11	8.91	6.73	6.72	7.57	9.60	12.45	4.50	9.00	10.00	-	9.33
COCKEREL/LOCAL/.....	No	9.91	7.69	4.58	6.50	8.18	12.00	10.42	4.50	-	6.63	-	8.23
COCK/LOCAL/.....	No	15.23	12.79	8.12	8.19	11.57	12.20	15.48	5.25	12.88	10.33	-	11.80
DRAUGHT ANIMALS													
DONKEY /MALE/.....	No	476.00	200.00	260.00	258.33	210.00	-	217.00	260.00	-	160.00	-	303.75
HORSE /MALE/.....	No	-	-	-	-	-	640.00	-	-	443.33	-	-	541.67
MULE /MALE/.....	No	-	-	850.00	-	1000.00	-	-	800.00	-	-	-	912.50
CAMEL /MALE/.....	No	-	-	-	-	-	-	-	-	-	-	-	-

Table 2: Average Producers' Prices of Agricultural Products in Rural Areas by Zone, Amhara Region (Cont'd)

January
Tir 2005
1997

		P R I C E I N B I R R										
		K I L L I L A N D Z O N E S										
ITEM	UNIT	A M H A R A										Amhara Average
		North Gondar	South Gondar	North Wello	South Wello	North Shewa	East Gojam	West Gojam	Wag Hemra	Awii	Oromiya	
DAIRY PRODUCTS & EGGS												
MILK/UNPASTEURIZED/.....	Lt	-	-	-	1.50	-	-	-	-	-	-	1.50
BUTTER/UNREFINED/.....	Kg	21.37	23.94	24.21	20.65	25.64	22.24	23.53	-	24.76	26.93	23.39
CHEESE/COTTAGE/.....	Kg	-	-	-	-	-	-	-	-	-	-	-
EGGS/LOCAL/.....	DOZEN	3.96	3.13	3.21	2.88	3.47	3.62	3.35	2.73	3.04	3.38	3.34
HIDES AND SKINS												
BOVINE HIDES.....	No	15.75	26.75	24.00	-	17.67	-	-	15.00	-	-	21.54
SHEEP SKINS/DRY/.....	No	34.00	34.00	30.00	30.00	-	-	-	20.00	-	8.00	29.14
GOAT SKINS/DRY/.....	No	7.75	12.29	11.85	11.00	5.00	9.50	-	10.25	-	9.67	10.41
OTHERS												
BUCKTHORN LEAVES/DRIED/.....	Kg	8.04	3.05	1.33	4.31	2.34	2.40	1.51	7.95	1.94	2.22	2.58
'CHAT'.....	Kg	-	-	9.59	10.00	-	-	-	-	-	9.81	9.83
COFFEE BEANS.....	Kg	-	15.90	-	-	-	-	14.41	-	-	-	15.16
COFFEE WHOLE.....	Kg	-	-	-	8.55	9.89	-	-	-	2.35	-	8.60
HONEY /NOT REFINED/.....	Kg	8.50	8.00	7.00	13.85	13.43	9.50	8.60	11.84	-	19.23	9.52

**Table 3: Average Producers' Prices of Agricultural
Products in Rural Areas by Zone,
Oromiya Region**

Table 3: Average Producers' Prices of Agricultural
Products in Rural Areas by Zone,
Oromiya Region

Table 3: Average Producers' Prices of Agricultural Products in Rural Areas by Zone, Oromiya Region

PRICE IN BIRR														January Tir	2005 1997
K I L L I L A N D Z O N E S															
O R O M I Y A															
ITEM	UNIT													North West Shewa	Oromiya Average
		West Wellega	East Wellega	Illu- babor	Jimma	West Shewa	North Shewa	East Shewa	Arssi	West Harerge	East Harerge	Bale	Borena		
CEREALS UNMILLED															
'TEFF' WHITE.....	Kg	2.16	1.56	-	1.58	2.16	2.24	2.59	1.89	-	1.74	1.40	2.17	2.22	2.08
'TEFF' MIXED.....	Kg	2.25	1.52	1.71	1.40	1.93	2.00	2.46	2.06	2.00	1.60	1.36	1.92	1.99	1.80
'TEFF' BLACK.....	Kg	2.10	1.43	1.64	1.36	1.66	1.78	2.08	1.88	-	-	1.75	-	1.81	1.74
WHEAT WHITE.....	Kg	1.64	-	-	-	1.23	1.64	1.48	1.35	-	1.60	1.33	-	1.26	1.40
WHEAT MIXED.....	Kg	1.79	1.19	1.45	-	1.02	-	-	1.40	-	-	1.16	-	-	1.39
WHEAT BLACK.....	Kg	1.54	-	1.29	-	1.21	2.13	-	1.25	-	-	-	-	1.60	1.45
BARLEY WHITE.....	Kg	.97	-	-	1.49	1.15	1.43	1.71	1.04	-	1.39	1.02	-	1.20	1.23
BARLEY MIXED.....	Kg	1.56	1.17	.99	-	1.01	-	-	1.02	-	-	.96	-	-	1.23
BARLEY BLACK.....	Kg	1.76	.75	1.48	-	1.16	1.59	.79	1.16	-	-	1.02	-	-	1.35
BARLEY /FOR BEER/.....	Kg	-	-	-	-	-	-	-	1.18	-	-	1.05	-	-	1.11
'SENEF KOLO GEBIS'.....	Kg	1.24	-	-	-	1.67	-	-	-	-	-	-	-	-	1.48
MAIZE.....	Kg	1.16	.74	.89	.95	.97	1.45	2.07	1.46	1.19	1.24	.98	1.21	1.11	1.11
DURRAH.....	Kg	1.10	-	-	-	1.49	1.12	1.06	1.15	-	-	1.04	-	-	1.11
AFRICAN MILLET.....	Kg	1.26	.96	1.53	1.05	1.47	-	-	-	1.64	-	-	-	-	1.21
SORGHUM YELLOW.....	Kg	-	-	-	-	-	1.60	-	1.23	1.27	-	-	-	-	1.38
SORGHUM WHITE.....	Kg	1.22	.78	.78	.98	1.10	1.19	-	1.07	.89	-	1.43	-	-	1.05
SORGHUM RED.....	Kg	1.20	.86	.99	1.16	.95	1.30	-	1.10	1.28	1.38	1.27	-	1.05	1.13
SORGHUM MIXED.....	Kg	.91	.60	.95	.91	1.46	-	-	-	1.25	1.40	-	-	-	1.00
OATS WITH COVER.....	Kg	-	-	-	-	-	-	-	-	-	2.17	1.19	-	-	1.33
RICE /LOCAL/.....	Kg	-	-	-	-	-	-	-	-	-	-	-	-	-	-
HULLED BERLEY /'TEMEZH'/.....	Kg	-	-	-	-	-	-	-	-	-	-	-	-	-	-
PULSES UNMILLED															
HORSE BEANS.....	Kg	2.29	1.68	1.52	1.51	1.58	1.47	1.50	1.37	-	1.21	1.47	-	1.65	1.64
CHICK PEAS.....	Kg	1.85	-	1.79	-	1.72	1.34	1.50	-	2.50	-	1.43	-	1.36	1.62
PEAS WHITE.....	Kg	2.84	-	-	1.37	2.00	-	3.02	-	-	-	1.50	-	1.75	2.18
PEAS MIXED.....	Kg	2.72	1.98	1.71	-	1.68	2.00	-	1.59	-	1.57	1.85	-	-	1.97
SOYA BEANS.....	Kg	-	-	-	-	-	-	-	-	-	-	-	-	-	-
LENTILS.....	Kg	-	-	-	-	3.39	3.00	-	-	-	2.27	2.77	-	3.00	2.91

Table 3: Average Producers' Prices of Agricultural Products in Rural Areas by Zone, Oromiya Region (Cont'd)

January
Tir 2005
1997

PRICE IN BIRR

ITEM	UNIT	KILLIL AND ZONES													Oromiya Average
		O R O M I Y A													
		West Wellega	East Wellega	Illu-babor	Jimma	West Shewa	North Shewa	East Shewa	Arssi	West Harerge	East Harerge	Bale	Borena	North West Shewa	
HARICOT BEANS.....	Kg	1.34	1.57	1.10	-	1.16	-	1.17	1.37	.91	-	-	-	1.00	1.25
LIMA BEANS.....	Kg	2.07	-	-	1.13	-	-	-	-	-	1.08	1.10	-	.88	1.49
VETCH.....	Kg	-	-	-	-	-	1.04	1.28	-	-	-	1.39	-	1.42	1.28
FENUGREEK.....	Kg	-	-	6.39	-	-	2.12	-	1.47	-	2.00	1.95	-	2.13	2.96
OIL SEEDS															
NIGER SEED.....	Kg	2.36	2.48	2.21	2.20	2.73	3.03	-	-	-	-	-	-	2.23	2.43
LINSEED WHITE.....	Kg	2.80	4.09	-	-	1.89	-	-	-	-	-	-	-	-	3.22
LINSEED BLACK.....	Kg	-	5.21	1.81	2.11	2.45	2.67	-	2.73	2.86	2.66	2.59	-	2.44	2.69
SESAME SEED.....	Kg	4.50	4.32	5.00	-	4.00	-	-	-	-	-	4.00	-	-	4.33
SUNFLOWER.....	Kg	-	1.47	-	-	-	-	-	-	-	-	-	-	-	1.47
RAPE SEED.....	Kg	2.41	1.55	1.65	-	1.57	-	-	1.69	1.43	1.98	2.36	-	1.83	2.00
CASTOR BEANS.....	Kg	-	-	-	-	-	-	-	-	-	1.47	3.33	-	-	2.09
GROUND NUTS.....	Kg	2.00	3.06	-	-	-	-	-	-	4.00	3.57	-	-	-	2.92
VEGETABLES															
ETHIOPIAN KALE.....	Kg	.46	.97	.64	.26	.91	-	-	-	-	-	.18	-	.32	.43
CABBAGE.....	Kg	1.18	-	-	-	.93	-	-	.56	-	-	-	-	-	.81
LETTUCE.....	Kg	-	-	-	-	-	-	-	-	-	-	-	-	-	-
SPINACH.....	Kg	-	-	-	-	-	-	-	-	-	-	-	-	-	-
CARROT.....	Kg	-	-	-	-	-	-	-	1.43	-	.38	.28	-	-	.99
TOMATO.....	Kg	.95	.83	.49	.70	.73	.73	1.22	2.22	.89	2.09	1.63	-	3.00	1.05
ONION.....	Kg	2.45	-	-	-	2.70	.59	2.22	-	-	2.20	1.63	-	3.00	1.84
GARLIC.....	Kg	2.53	-	-	-	2.58	2.46	1.50	-	-	2.20	1.29	-	4.00	2.42
PEPPER GREEN.....	Kg	.98	1.31	1.44	3.06	2.63	1.67	5.27	2.78	-	-	2.02	-	2.73	2.20
GREEN PEAS.....	Kg	-	-	-	-	-	-	-	-	-	-	-	-	-	-
BEEF ROOT.....	Kg	-	-	.91	-	.53	-	-	-	-	-	-	-	-	-
CAULIFLOWER.....	Kg	-	-	-	-	-	-	.68	-	-	-	-	-	.36	.64
PUMPKIN.....	Kg	.52	.49	.24	-	-	-	-	-	.36	.52	.31	-	.36	.44
SUGAR CANE.....	Kg	.39	.63	.48	.15	-	1.42	.51	.28	.54	1.25	.28	.20	-	.50

Table 3: Average Producers' Prices of Agricultural Products in Rural Areas by Zone, Oromiya Region (Cont'd)

January
Tir 2005
1997

P R I C E I N B I R R

		K I L L I L A N D Z O N E S											Oromiya Average		
		O R O M I Y A													
ITEM	UNIT	West Wellega	East Wellega	Illu- babor	Jimma	West Shewa	North Shewa	East Shewa	Arssi	West Harerge	East Harerge	Bale	Borena	North West Shewa	
FRUITS															
BANANA.....	Kg	.42	.81	.77	.55	-	2.00	-	.75	1.56	1.58	1.40	-	1.61	.86
ORANGE.....	Kg	.55	-	1.38	.58	-	-	-	-	-	-	1.52	-	.49	.82
LEMON.....	Kg	.32	-	-	-	-	-	-	-	1.51	-	-	-	-	.91
MANDARINE.....	Kg	-	-	-	-	-	-	-	-	-	-	-	-	-	-
PAPAYA.....	Kg	.78	-	-	1.25	-	-	.94	.51	1.44	-	.68	-	-	.81
GRAPES.....	Kg	-	-	-	-	-	-	-	-	-	-	-	-	-	-
MANGO.....	Kg	-	-	-	.62	-	-	-	-	-	-	1.50	-	-	1.28
GUAVA.....	Kg	-	-	-	-	-	-	1.77	-	-	-	-	-	-	1.77
AVOCADO.....	Kg	1.44	-	-	-	-	-	-	-	-	-	2.17	-	-	1.88
CITRON.....	Kg	-	-	-	-	-	-	-	-	-	-	-	-	-	-
PINE APPLE.....	Kg	1.64	-	-	3.39	-	-	-	-	-	-	-	-	-	2.22
CACTUS /BELES/.....	Kg	-	-	-	-	-	-	-	-	-	-	-	-	-	-
POTATOES AND OTHER TUBERS															
POTATO.....	Kg	.88	1.29	.50	-	-	-	-	1.24	-	.95	.45	-	-	.83
SWEET POTATO.....	Kg	.48	.84	-	-	.57	-	-	-	-	.52	.98	-	-	.60
'KOCHO'/UNPROCESSED/.....	Kg	-	-	-	.23	.80	-	-	-	-	.43	-	-	.97	.54
'BULA'.....	Kg	-	-	-	-	1.09	-	-	-	-	-	-	-	-	1.09
'GODERE'.....	Kg	.44	-	-	.68	-	-	-	-	-	-	-	-	-	.60
SPICES															
PEPPER WHOLE.....	Kg	4.54	6.23	4.79	-	5.46	-	-	5.67	4.42	-	-	-	-	5.34
GINGER /NOT DRY/.....	Kg	.97	3.20	-	-	-	-	-	-	-	-	-	-	-	1.96
WHITE CUMIN.....	Kg	-	-	-	-	-	-	-	-	-	-	-	-	-	-
BLACK CUMIN.....	Kg	-	-	-	-	-	-	-	5.80	-	-	5.05	-	-	5.43
TUMERIC /UNMILLED/.....	Kg	1.01	-	-	-	-	-	-	-	-	-	-	-	-	1.01
CARDAMON.....	Kg	20.00	-	-	-	-	-	-	-	-	-	-	-	-	20.00
FENUGREEK.....	Kg	4.96	-	-	-	-	-	-	-	-	-	-	-	-	4.96

Table 3: Average Producers' Prices of Agricultural Products in Rural Areas by Zone, Oromiya Region (Cont'd)

January
Tir 2005
1997

P R I C E I N B I R R

ITEM	UNIT	K I L L I L A N D Z O N E S													Oromiya Average	
		O R O M I Y A														
		West Wellega	East Wellega	Illu- babor	Jimma	West Shewa	North Shewa	East Shewa	Arssi	West Harerge	East Harerge	Bale	Borena	North West Shewa		
CHILLIES.....	Kg	5.61	7.87	5.49	-	-	-	-	-	-	-	-	-	-	-	6.13
CORIANDER.....	Kg	-	-	-	-	-	-	-	-	-	1.93	-	-	1.50	1.76	
'SENAFICH'.....	Kg	-	-	-	-	-	-	-	-	-	-	-	-	1.50	1.50	
BASIL /DRY/.....	Kg	-	-	-	-	-	-	-	-	-	-	-	-	-	-	
SAVORY /DRY/.....	Kg	10.08	-	-	-	-	-	-	-	-	-	-	-	-	10.08	
RUE /NOT DRY/.....	Kg	-	-	-	-	-	-	-	-	-	-	-	-	1.04	1.04	
LIVESTOCK																
SHEEP/CASTRATED/.....	No	240.00	190.00	200.00	208.00	169.00	-	-	130.00	-	-	198.00	152.00	-	-	189.38
LAMB.....	No	113.45	109.83	114.07	95.89	123.58	110.00	97.73	123.08	-	80.00	100.75	61.75	126.67	111.06	
OTHER SHEEP/10-15Kg/.....	No	118.47	140.70	103.82	91.25	103.75	104.22	92.92	74.96	113.13	148.33	74.75	-	75.00	100.28	
GOAT/CASTRATED/.....	No	169.00	156.67	-	-	140.00	-	110.00	215.00	230.00	295.00	176.25	167.50	-	199.90	
KID.....	No	67.36	85.83	77.67	58.50	95.04	97.88	83.29	99.77	74.44	73.80	82.62	76.60	60.00	83.49	
OTHER GOAT/10-15Kg/.....	No	54.56	90.75	50.00	65.00	80.00	107.50	91.61	88.27	111.00	103.18	72.68	87.50	55.71	82.52	
CALF/1-2Years/.....	No	365.00	295.00	-	217.50	-	196.25	207.86	-	270.00	-	198.71	-	206.67	216.50	
HEIFER/2-4Years/.....	No	371.88	311.43	407.50	358.00	360.00	315.00	360.00	382.86	350.00	450.00	400.61	532.50	289.17	371.95	
COW/4 Years & Above/.....	No	533.50	473.75	495.71	590.00	568.75	534.44	461.00	519.30	462.50	655.71	404.73	333.33	532.14	500.42	
BULL/2-4Years/.....	No	488.44	457.14	468.13	371.25	390.00	756.43	520.00	531.79	543.33	664.00	452.80	447.00	305.00	497.76	
OX/4 Years & Above/.....	No	884.31	760.00	862.00	764.60	882.86	1444.55	847.27	1149.84	1549.47	1180.00	799.69	-	981.25	1004.59	
PULLET/LOCAL/.....	No	8.81	8.54	8.67	9.00	8.07	8.06	5.30	6.00	4.40	3.25	3.81	3.05	8.42	6.47	
HEN/LOCAL/.....	No	12.43	10.58	9.93	9.50	9.98	10.94	8.08	6.77	5.67	4.58	5.42	6.08	10.75	9.02	
COCKEREL/LOCAL/.....	No	11.81	11.57	-	-	10.27	11.64	6.13	8.70	4.75	4.83	5.58	10.00	12.20	8.95	
COCK/LOCAL/.....	No	18.50	16.50	14.42	14.25	14.57	15.64	12.36	10.98	7.79	6.63	9.12	10.58	16.41	13.30	
DRAUGHT ANIMALS																
DONKEY /MALE/.....	No	408.00	390.00	-	-	350.00	303.33	408.00	270.00	400.00	500.00	295.00	-	320.00	360.00	
HORSE /MALE/.....	No	650.00	-	640.00	638.75	800.00	-	-	580.00	-	-	456.88	-	480.00	555.00	
MULE /MALE/.....	No	-	-	-	-	-	-	-	-	-	-	-	-	-	-	
CAMEL /MALE/.....	No	-	-	-	-	-	-	-	-	-	-	1490.00	-	-	1490.00	

Table 3: Average Producers' Prices of Agricultural Products in Rural Areas by Zone, Oromiya Region (Cont'd)

January
Tir 2005
1997

P R I C E I N B I R R															
K I L L I L A N D Z O N E S															
O R O M I Y A															
ITEM	UNIT														Oromiya Average
		West Wellega	East Wellega	Illu- babor	Jimma	West Shewa	North Shewa	East Shewa	Arssi	West Harerge	East Harerge	Bale	Borena	North West Shewa	
DAIRY PRODUCTS & EGGS															
MILK/UNPASTEURIZED/.....	Lt	-	-	-	1.52	-	-	-	-	3.45	2.33	2.46	1.81	-	2.52
BUTTER/UNREFINED/.....	Kg	24.93	23.25	27.17	25.66	31.31	29.91	20.79	27.21	26.65	31.25	25.46	21.96	30.16	26.47
CHEESE/COTTAGE/.....	Kg	-	-	1.39	3.12	3.40	-	4.58	-	-	-	-	-	5.10	3.56
EGGS/LOCAL/.....	DOZEN	4.54	4.50	3.93	3.56	3.76	3.90	3.31	3.17	3.05	3.21	2.69	3.61	3.84	3.63
HIDES AND SKINS															
BOVINE HIDES.....	No	-	-	20.00	-	7.83	-	-	-	-	-	-	-	15.00	11.70
SHEEP SKINS/DRY/.....	No	-	-	-	27.75	35.00	34.44	-	-	-	-	-	-	28.00	32.27
GOAT SKINS/DRY/.....	No	-	-	-	-	-	10.75	7.00	-	-	-	-	-	9.00	9.92
OTHERS															
BUCKTHORN LEAVES/DRIED/...	Kg	4.15	-	1.00	-	1.55	-	-	1.97	-	-	-	-	-	2.07
'CHAT'.....	Kg	5.26	1.90	6.57	4.93	-	-	-	19.63	6.24	18.57	10.82	-	2.04	8.71
COFFEE BEANS.....	Kg	8.08	11.41	-	9.76	-	-	-	-	14.14	14.03	-	-	-	12.54
COFFEE WHOLE.....	Kg	4.54	4.24	5.50	4.98	-	-	-	5.27	6.00	6.53	3.31	-	-	4.77
HONEY /NOT REFINED/.....	Kg	9.00	-	7.40	6.48	8.70	-	-	12.78	15.79	20.00	7.87	-	17.84	10.48

Table 4: Average Producers' Prices of Agricultural Products in Rural Areas by Zone, Somale and Benishangul-Gumuz Regions

January 2005
Tir 1997

PRICE IN BIRR

		KILLIL AND ZONES							
ITEM	UNIT	SOMALI			Somali Average	BENISHANGUL-GUMUZ			Benishangul -Gumuz Average
		Shinile	Jig Jiga	Liben		Metekel	Asosa	Kamashi	
CEREALS UNMILLED									
'TEFF' WHITE.....	Kg	-	-	-	-	-	-	2.00	2.00
'TEFF' MIXED.....	Kg	-	-	-	-	1.72	2.32	1.85	2.17
'TEFF' BLACK.....	Kg	-	-	-	-	2.00	-	2.00	2.00
WHEAT WHITE.....	Kg	-	1.41	-	1.41	-	-	-	-
WHEAT MIXED.....	Kg	-	-	-	-	1.76	-	-	1.76
WHEAT BLACK.....	Kg	-	-	-	-	-	-	-	-
BARLEY WHITE.....	Kg	-	-	-	-	-	-	-	-
BARLEY MIXED.....	Kg	-	-	-	-	1.54	-	-	1.54
BARLEY BLACK.....	Kg	-	-	-	-	-	-	-	-
BARLEY /FOR BEER/.....	Kg	-	-	-	-	-	-	-	-
'SENEF KOLO GEBIS'.....	Kg	-	-	-	-	-	-	-	-
MAIZE.....	Kg	-	1.32	-	1.32	.79	.65	.81	.74
DURRAH.....	Kg	-	-	-	-	1.25	-	-	1.25
AFRICAN MILLET.....	Kg	-	-	-	-	1.14	-	1.09	1.12
SORGHUM YELLOW.....	Kg	-	1.50	-	1.50	1.02	-	.75	.88
SORGHUM WHITE.....	Kg	-	-	-	-	.87	1.01	.85	.90
SORGHUM RED.....	Kg	-	.81	-	.81	-	.86	.74	.82
SORGHUM MIXED.....	Kg	-	.84	-	.84	-	.90	.75	.84
OATS WITH COVER.....	Kg	-	-	-	-	1.52	-	-	1.52
RICE /LOCAL/.....	Kg	-	-	-	-	1.67	-	-	1.67
HULLED BERLEY /'TEMEZH'/.....	Kg	-	-	-	-	-	-	-	-
PULSES UNMILLED									
HORSE BEANS.....	Kg	-	-	-	-	1.46	-	-	1.46
CHICK PEAS.....	Kg	-	-	-	-	2.30	-	-	2.30
PEAS WHITE.....	Kg	-	-	-	-	1.93	-	-	1.93
PEAS MIXED.....	Kg	-	-	-	-	1.97	-	-	1.97
SOYA BEANS.....	Kg	-	-	-	-	2.84	-	-	2.84
LENTILS.....	Kg	-	-	-	-	.72	1.91	1.53	1.53
HARICOT BEANS.....	Kg	-	-	-	-	-	-	-	-

Table 4: Average Producers' Prices of Agricultural Products in Rural Areas by Zone, Somale and Benishangul-Gumuz Regions (Cont'd)

January 2005
Tir 1997

		PRICE IN BIRR								
		K I L L I L A N D Z O N E S								
ITEM	UNIT	S O M A L I			Somali Average	B E N I S H A N G U L - G U M U Z			Benishangul -Gumuz Average	
		Shinile	Jig Jiga	Liben		Metekel	Asosa	Kamashi		
LIMA BEANS.....	Kg	-	.94	-	.94	2.31	1.92	2.37	2.28	
VETCH.....	Kg	-	-	-	-	-	-	-	-	
FENUGREEK.....	Kg	-	-	-	-	-	-	-	-	
OIL SEEDS										
NIGER SEED.....	Kg	-	-	-	-	-	-	-	-	
LINSEED WHITE.....	Kg	-	-	-	-	2.41	2.41	-	2.41	
LINSEED BLACK.....	Kg	-	-	-	-	2.61	-	-	2.61	
SESAME SEED.....	Kg	-	-	-	-	-	-	-	-	
SUNFLOWER.....	Kg	-	-	-	-	4.03	4.19	4.79	4.28	
RAPE SEED.....	Kg	-	-	-	-	-	-	-	-	
CASTOR BEANS.....	Kg	-	-	-	-	2.08	2.86	3.06	2.53	
GROUND NUTS.....	Kg	-	1.79	-	1.79	2.93	-	-	2.93	
VEGETABLES										
ETHIOPIAN KALE.....	Kg	-	-	-	-	-	-	.83	.83	
CABBAGE.....	Kg	-	-	-	-	-	-	-	-	
LETTUCE.....	Kg	-	-	-	-	-	-	-	-	
SPINACH.....	Kg	-	-	-	-	-	-	-	-	
CARROT.....	Kg	-	-	-	-	-	-	-	-	
TOMATO.....	Kg	-	-	3.00	3.00	-	-	-	-	
ONION.....	Kg	-	-	1.11	1.11	3.18	2.11	1.13	1.62	
GARLIC.....	Kg	-	-	-	-	2.33	-	-	2.76	
PEPPER GREEN.....	Kg	-	-	-	-	6.51	-	-	6.51	
GREEN PEAS.....	Kg	-	-	-	-	-	-	-	-	
BEET ROOT.....	Kg	-	-	-	-	-	-	-	-	
CAULIFLOWER.....	Kg	-	-	-	-	-	-	-	-	
PUMPKIN.....	Kg	-	-	-	-	-	-	-	-	
SUGAR CANE.....	Kg	-	-	-	-	.41	.64	.53	.54	
						.14	-	.78	.54	

Table 4: Average Producers' Prices of Agricultural Products in Rural Areas by Zone, Somale and Benishangul-Gumuz Regions (Cont'd)

January 2005
Tir 1997

PRICE IN BIRR

		K I L L I L A N D Z O N E S							
ITEM	UNIT	S O M A L I			Somali Average	B E N I S H A N G U L - G U M U Z			Benishangul -Gumuz Average
		Shinile	Jig Jiga	Liben		Metekel	Asosa	Kamashi	
FRUITS									
BANANA.....	Kg	-	-	.48	.48	.94	.76	.77	.79
ORANGE.....	Kg	-	-	-	-	-	.42	-	.42
LEMON.....	Kg	2.67	-	-	2.67	.77	.77	.58	.71
MANDARINE.....	Kg	-	-	-	-	-	-	-	-
PAPAYA.....	Kg	-	-	-	-	-	.59	-	.59
GRAPES.....	Kg	-	-	-	-	-	-	-	-
MANGO.....	Kg	-	-	-	-	-	.90	1.26	1.02
GUAVA.....	Kg	-	-	-	-	-	-	-	-
AVOCADO.....	Kg	-	-	-	-	-	-	-	-
CITRON.....	Kg	-	-	-	-	-	-	-	-
PINE APPLE.....	Kg	-	-	-	-	-	-	-	-
CACTUS /BELES/.....	Kg	-	-	-	-	-	-	-	-
POTATOES AND OTHER TUBERS									
POTATO.....	Kg	-	-	-	-	.50	-	-	.50
SWEET POTATO.....	Kg	-	.40	-	.40	.63	.52	.80	.62
'KOCHO'/UNPROCESSED/.....	Kg	-	-	-	-	-	-	-	-
'BULA'.....	Kg	-	-	-	-	-	-	-	-
'GODERE'.....	Kg	-	-	-	-	-	-	-	-
SPICES									
PEPPER WHOLE.....	Kg	-	-	-	-	-	5.17	5.04	5.08
GINGER /NOT DRY/.....	Kg	-	-	-	-	-	-	-	-
WHITE CUMIN.....	Kg	-	-	-	-	-	-	-	-
BLACK CUMIN.....	Kg	-	-	-	-	-	-	-	-
TUMERIC /UNMILLED/.....	Kg	-	-	-	-	-	-	-	-
CARDAMON.....	Kg	-	-	-	-	-	-	-	-
FENUGREEK.....	Kg	-	-	-	-	-	-	-	-
CHILLIES.....	Kg	-	-	-	-	2.50	-	4.21	3.78

Table 4: Average Producers' Prices of Agricultural Products in Rural Areas by Zone, Somale and Benishangul-Gumuz Regions (Cont'd)

January 2005
Tir 1997

P R I C E I N B I R R

		K I L L I L A N D Z O N E S							
ITEM	UNIT	S O M A L I			Somali Average	B E N I S H A N G U L - G U M U Z			Benishangul -Gumuz Average
		Shinile	Jig Jiga	Liben		Metekel	Asosa	Kamashi	
CORIANDER.....	Kg	-	-	-	-	-	-	-	-
'SENAFICH'.....	Kg	-	-	-	-	-	-	-	-
BASIL /DRY/.....	Kg	-	-	-	-	-	-	-	-
SAVORY /DRY/.....	Kg	-	-	-	-	-	-	-	-
RUE /NOT DRY/.....	Kg	-	-	-	-	-	-	-	-
LIVESTOCK									
SHEEP/CASTRATED/.....	No	-	-	-	-	-	-	-	-
LAMB.....	No	77.50	120.00	-	91.67	120.00	-	95.00	107.50
OTHER SHEEP/10-15Kg/.....	No	-	-	68.00	68.00	-	145.00	158.00	153.67
GOAT/CASTRATED/.....	No	-	135.00	-	135.00	-	207.00	170.00	196.43
KID.....	No	66.00	-	-	66.00	106.40	92.73	93.33	98.50
OTHER GOAT/10-15Kg/.....	No	98.33	-	45.00	85.00	100.00	100.00	145.00	110.38
CALF/1-2Years/.....	No	-	650.00	-	650.00	480.00	-	-	480.00
HEIFER/2-4Years/.....	No	-	-	-	-	600.00	-	-	600.00
COW/4 Years & Above/.....	No	-	-	-	-	805.00	900.00	-	836.67
BULL/2-4Years/.....	No	-	-	-	-	530.00	380.00	803.33	613.75
OX/4 Years & Above/.....	No	-	1600.00	-	1600.00	1300.00	700.00	890.00	926.67
PULLET/LOCAL/.....	No	-	-	-	-	9.85	8.44	12.40	9.68
HEN/LOCAL/.....	No	-	2.50	4.00	3.25	15.13	13.73	10.50	13.43
COCKEREL/LOCAL/.....	No	7.50	-	-	7.50	11.68	12.00	23.33	13.38
COCK/LOCAL/.....	No	10.00	5.50	7.22	7.14	16.20	19.72	18.14	18.40
DRAUGHT ANIMALS									
DONKEY /MALE/.....	No	-	-	-	-	280.00	-	425.00	376.67
HORSE /MALE/.....	No	-	-	-	-	-	-	-	-
MULE /MALE/.....	No	-	-	-	-	-	-	-	-
CAMEL /MALE/.....	No	-	1200.00	-	1200.00	-	-	-	-

Table 4: Average Producers' Prices of Agricultural Products in Rural Areas by Zone, Somale and Benishangul-Gumuz Regions (Cont'd)

January
Tir 2005
1997

PRICE IN BIRR									
K I L L I L A N D Z O N E S									
ITEM	UNIT	S O M A L I			Somali Average	BENISHANGUL-GUMUZ			Benishangul -Gumuz Average
		Shinile	Jig Jiga	Liben		Metekel	Asosa	Kamashi	
DAIRY PRODUCTS & EGGS									
MILK/UNPASTEURIZED/.....	Lt	3.19	2.83	3.18	3.01	.82	1.52	-	1.17
BUTTER/UNREFINED/.....	Kg	-	40.00	-	40.00	20.96	17.83	17.44	19.39
CHEESE/COTTAGE/.....	Kg	-	-	-	-	-	-	-	-
EGGS/LOCAL/.....	DOZEN	3.48	2.85	3.61	3.34	3.71	4.88	4.76	4.52
HIDES AND SKINS									
BOVINE HIDES.....	No	-	-	-	-	16.33	-	-	16.33
SHEEP SKINS/DRY/.....	No	-	-	-	-	-	-	-	-
GOAT SKINS/DRY/.....	No	-	-	2.00	2.00	11.33	-	-	11.33
OTHERS									
BUCKTHORN LEAVES/DRIED/.....	Kg	-	-	-	-	3.81	-	-	3.81
'CHAT'.....	Kg	6.95	12.36	-	9.12	-	9.00	-	9.00
COFFEE BEANS.....	Kg	-	9.76	-	9.76	11.41	-	-	11.41
COFFEE WHOLE.....	Kg	-	-	-	-	7.00	-	-	7.00
HONEY /NOT REFINED/.....	Kg	-	28.78	-	28.78	-	-	-	-

Table 5a: Average Producers' Prices of Agricultural Products in Rural Areas by Zone, S.N.N.P.R Region

January
Tir2005
1997

P R I C E I N B I R R

K I L L I L A N D Z O N E S											
S O U T H E R N N A T I O N S , N A T I O N A L I T I E S A N D P E O P L E S '											
ITEM	UNIT	Gurage	Hadiya	Kembata Tembaro	Sidama	Gedeo	Wolayita	South Omo	Shaka	Kaffa	Gamogofa
CEREALS UNMILLED											
'TEFF' WHITE.....	Kg	2.37	2.40	2.39	-	-	2.21	2.26	-	1.11	1.75
'TEFF' MIXED.....	Kg	-	2.18	2.16	1.28	-	1.93	2.04	-	1.19	1.63
'TEFF' BLACK.....	Kg	2.00	-	-	.99	-	1.62	-	1.47	1.48	1.45
WHEAT WHITE.....	Kg	1.32	1.35	1.39	-	-	1.45	2.03	-	1.50	-
WHEAT MIXED.....	Kg	1.03	-	-	-	-	-	-	1.67	1.09	-
WHEAT BLACK.....	Kg	-	1.39	-	-	-	-	-	-	-	-
BARLEY WHITE.....	Kg	1.03	-	1.63	1.32	1.30	1.37	.89	1.25	1.00	-
BARLEY MIXED.....	Kg	-	-	-	1.23	-	-	-	-	.95	-
BARLEY BLACK.....	Kg	1.03	-	1.54	-	-	1.92	.91	.94	-	-
BARLEY /FOR BEER/.....	Kg	-	-	-	1.07	-	-	-	-	-	-
'SENEF KOLO GEBIS'.....	Kg	-	-	-	1.70	-	-	-	-	-	-
MAIZE.....	Kg	-	1.22	-	.99	-	.89	1.30	.82	.56	.90
DURRAH.....	Kg	-	-	-	-	-	-	-	-	.82	-
AFRICAN MILLET.....	Kg	-	-	-	-	-	-	-	-	-	-
SORGHUM YELLOW.....	Kg	-	-	-	-	-	-	-	-	-	-
SORGHUM WHITE.....	Kg	-	-	-	-	-	-	-	-	-	-
SORGHUM RED.....	Kg	-	.96	-	-	-	-	-	-	-	-
SORGHUM MIXED.....	Kg	-	-	-	-	-	-	.71	-	-	-
OATS WITH COVER.....	Kg	-	-	-	-	-	-	-	-	-	-
RICE /LOCAL/.....	Kg	-	-	-	-	-	-	-	-	-	-
HULLED BERLEY /'TEMEZH'/.....	Kg	-	-	-	-	-	-	1.12	-	-	-
PULSES UNMILLED											
HORSE BEANS.....	Kg	1.45	1.42	1.75	1.48	-	2.13	.86	2.50	1.27	1.09
CHICK PEAS.....	Kg	-	-	-	-	-	-	-	-	-	-
PEAS WHITE.....	Kg	1.79	-	2.13	2.02	-	2.50	1.19	1.61	1.36	1.25
PEAS MIXED.....	Kg	-	2.00	-	1.42	-	-	2.02	1.33	1.40	1.73
SOYA BEANS.....	Kg	-	-	-	1.55	-	-	-	-	-	-
LENTILS.....	Kg	-	-	-	-	-	-	-	-	-	-
HARICOT BEANS.....	Kg	.70	1.07	-	1.04	-	-	-	-	-	-
LIMA BEANS.....	Kg	-	-	-	1.12	-	1.20	1.81	-	1.16	.76

Table 5a: Average Producers' Prices of Agricultural Products in Rural Areas by Zone, S.N.N.P.R Region (Cont'd)

January
Tir 2005
1997

		PRICE IN BIRR									
		KILLIL AND ZONES									
ITEM	UNIT	SOUTHERN NATIONS, NATIONALITIES AND PEOPLES'									
		Gurage	Hadiya	Kembata Tembaro	Sidama	Gedeo	Wolayita	South Omo	Shaka	Kaffa	Gamogofa
VETCH.....	Kg	-	-	-	-	-	-	-	-	-	-
FENUGREEK.....	Kg	-	-	-	-	-	-	-	-	-	-
OIL SEEDS											
NIGER SEED.....	Kg	2.35	-	-	-	-	-	-	-	-	-
LINSEED WHITE.....	Kg	-	-	-	-	-	-	-	-	-	-
LINSEED BLACK.....	Kg	-	2.49	-	-	-	-	-	-	-	-
SESAME SEED.....	Kg	-	-	-	-	-	-	-	-	-	-
SUNFLOWER.....	Kg	-	-	-	-	-	-	-	-	-	-
RAPE SEED.....	Kg	-	-	-	-	-	-	-	-	-	-
CASTOR BEANS.....	Kg	-	-	-	-	-	-	-	-	1.92	-
GROUND NUTS.....	Kg	-	-	-	-	-	-	-	-	-	-
VEGETABLES											
ETHIOPIAN KALE.....	Kg	1.40	.18	.40	.26	.29	.89	.18	.72	.28	.26
CABBAGE.....	Kg	-	-	.71	-	-	.38	-	-	-	-
LETTUCE.....	Kg	-	-	-	-	-	-	-	-	-	-
SPINACH.....	Kg	-	-	-	-	-	-	-	-	-	-
CARROT.....	Kg	-	-	.42	-	-	-	-	-	-	-
TOMATO.....	Kg	-	-	-	-	-	-	-	-	-	-
ONION.....	Kg	-	-	-	-	-	-	-	-	-	-
GARLIC.....	Kg	-	-	-	-	-	1.14	-	3.57	1.85	.68
PEPPER GREEN.....	Kg	1.07	-	-	2.93	1.14	-	2.71	3.23	1.08	1.75
GREEN PEAS.....	Kg	-	-	-	1.29	-	-	-	.52	-	-
BEET ROOT.....	Kg	-	-	-	-	-	-	-	-	-	.59
CAULIFLOWER.....	Kg	-	-	.47	-	-	-	-	-	-	-
PUMPKIN.....	Kg	-	-	-	-	-	.29	-	-	-	1.05
SUGAR CANE.....	Kg	.17	-	-	.26	-	-	-	-	-	-
			.50	.15			1.67	.25	.34	.23	.13

Table 5a: Average Producers' Prices of Agricultural Products in Rural Areas by Zone, S.N.N.P.R Region (Cont'd)

January 2005
Tir 1997

PRICE IN BIRR											
K I L L I L A N D Z O N E S											
ITEM	UNIT	S O U T H E R N N A T I O N S , N A T I O N A L I T I E S A N D P E O P L E S '									
		Gurage	Hadiya	Kembata Tembaro	Sidama	Gedeo	Wolayita	South Omo	Shaka	Kaffa	Gamogofa
DAIRY PRODUCTS & EGGS											
MILK/UNPASTEURIZED/.....	Lt	-	-	2.00	-	-	-	-	-	-	1.75
BUTTER/UNREFINED/.....	Kg	22.63	22.41	25.08	23.32	-	26.01	13.07	-	17.77	20.66
CHEESE/COTTAGE/.....	Kg	4.03	5.80	5.45	-	-	3.60	-	-	2.16	2.54
EGGS/LOCAL/.....	DOZEN	3.98	4.22	3.59	3.16	3.53	3.20	2.22	4.27	3.64	2.93
HIDES AND SKINS											
BOVINE HIDES.....	No	-	-	-	-	-	-	9.67	-	-	-
SHEEP SKINS/DRY/.....	No	-	-	-	31.25	-	-	-	-	-	-
GOAT SKINS/DRY/.....	No	-	-	-	-	-	-	3.33	-	-	-
OTHERS											
BUCKTHORN LEAVES/DRIED/.....	Kg	1.99	-	-	-	-	-	-	-	-	1.54
'CHAT'.....	Kg	1.83	3.00	5.89	19.03	-	-	-	-	5.76	3.10
COFFEE BEANS.....	Kg	-	-	-	-	-	11.25	6.27	-	-	-
COFFEE WHOLE.....	Kg	1.00	-	-	3.97	4.95	-	2.59	-	2.10	2.93
HONEY /NOT REFINED/.....	Kg	-	-	-	-	-	-	8.98	-	-	9.21

Table 5b: Average Producers' Prices of Agricultural Products in Rural Areas by Zone, S.N.N.P.R Region

January 2005
Tir 1997

PRICE IN BIRR

KILLIL AND ZONES													
SOUTHERN NATIONS, NATIONALITIES AND PEOPLES'													
ITEM	UNIT	Bench Maji Wereda	Yem Spec. Wereda	Amaro Spec. Wereda	Burji Spec. Wereda	Konso Spec. Wereda	Dirashe Special Wereda	Dawro Special Wereda	Basketo Special Wereda	Konta Special Wereda	Silte Wereda	Alaba Special Wereda	SNNPR Average
CEREALS UNMILLED													
'TEFF' WHITE	Kg	1.76	1.86	1.90	1.86	1.82	2.00	1.56	2.10	1.83	2.10	2.33	2.07
'TEFF' MIXED	Kg	1.46	1.75	1.59	-	1.79	1.92	1.72	2.22	1.71	1.88	1.97	1.81
'TEFF' BLACK	Kg	1.45	1.53	-	-	-	-	1.08	-	-	1.76	-	1.47
WHEAT WHITE	Kg	-	1.37	-	1.29	1.49	-	1.21	1.61	-	1.33	1.47	1.39
WHEAT MIXED	Kg	-	1.19	-	-	-	-	-	-	-	-	1.34	1.22
WHEAT BLACK	Kg	-	-	-	.99	-	-	-	-	-	-	-	1.23
BARLEY WHITE	Kg	-	-	1.25	-	1.75	-	.96	2.87	-	.61	-	1.43
BARLEY MIXED	Kg	.90	1.39	1.25	-	-	-	-	-	1.25	-	-	1.03
BARLEY BLACK	Kg	-	-	-	1.19	-	-	1.05	-	-	-	-	1.15
BARLEY /FOR BEER/	Kg	-	-	-	-	-	-	-	-	-	-	-	1.07
'SENEF KOLO GEBIS'	Kg	-	-	-	-	-	-	-	-	-	-	-	1.70
MAIZE	Kg	.87	-	-	1.25	1.28	1.07	.95	.93	-	1.11	1.34	.96
DURRAH	Kg	-	-	-	-	-	1.47	-	-	-	1.15	1.10	1.11
AFRICAN MILLET	Kg	-	-	-	-	-	-	-	-	-	1.07	1.72	1.40
SORGHUM YELLOW	Kg	-	-	-	-	-	1.25	-	-	-	-	-	1.25
SORGHUM WHITE	Kg	1.13	-	-	-	-	1.07	-	-	-	-	-	1.09
SORGHUM RED	Kg	-	.73	-	-	1.61	.93	.71	.80	.53	.82	1.08	.88
SORGHUM MIXED	Kg	-	-	-	-	1.31	-	-	-	-	-	-	1.01
OATS WITH COVER	Kg	-	-	-	-	-	-	-	-	-	-	-	-
RICE /LOCAL/	Kg	-	-	-	-	-	-	-	-	-	-	-	-
HULLED BERLEY /'TEMEZH'/	Kg	-	-	-	-	-	-	-	-	-	-	-	1.12
PULSES UNMILLED													
HORSE BEANS	Kg	1.35	1.61	1.67	1.24	-	-	1.28	-	1.04	-	-	1.40
CHICK PEAS	Kg	-	-	-	-	1.72	-	-	-	-	-	-	1.72
PEAS WHITE	Kg	.79	-	-	-	-	-	1.55	-	-	-	-	1.70
PEAS MIXED	Kg	1.00	1.75	1.85	-	-	-	1.38	-	1.40	-	-	1.49
SOYA BEANS	Kg	-	-	-	-	-	-	-	-	-	-	-	1.55
LENTILS	Kg	-	-	-	-	-	-	3.05	-	-	-	-	3.05
HARICOT BEANS	Kg	-	-	-	-	1.10	-	-	-	-	1.28	1.27	1.09

43

Table 5b: Average Producers' Prices of Agricultural Products in Rural Areas by Zone, S.N.N.P.R Region (Cont'd)

January
Tir 2005
1997

PRICE IN BIRR

ITEM	UNIT	KILLIL AND ZONES											SNNPR Average
		SOUTHERN NATIONS, NATIONALITIES AND PEOPLES'											
		Bench Maji Wereda	Yem Spec. Wereda	Amaro Spec. Wereda	Burji Spec. Wereda	Konso Spec. Wereda	Dirashe Special Wereda	Dawro Special Wereda	Basketo Special Wereda	Konta Special Wereda	Silte Wereda	Alaba Special Wereda	
OIL SEEDS													
LIMA BEANS.....	Kg	1.06	-	1.22	-	1.24	-	-	-	-	-	-	1.16
VETCH.....	Kg	-	-	-	-	-	-	-	-	-	-	-	-
FENUGREEK.....	Kg	-	-	-	-	-	-	-	-	-	-	-	-
OIL SEEDS													
NIGER SEED.....	Kg	-	-	-	-	-	-	-	-	-	-	-	-
LINSEED WHITE.....	Kg	-	-	-	-	-	-	-	-	-	-	-	2.35
LINESEED BLACK.....	Kg	-	-	-	-	-	-	-	-	-	-	-	-
SESAME SEED.....	Kg	-	-	-	-	-	-	2.57	-	-	-	-	2.53
SUNFLOWER.....	Kg	-	-	-	-	-	-	-	-	-	-	-	-
RAPE SEED.....	Kg	-	-	-	-	-	-	-	-	-	-	-	-
CASTOR BEANS.....	Kg	-	-	-	-	-	-	-	-	-	.93	-	1.43
GROUND NUTS.....	Kg	-	-	-	-	-	-	-	-	-	-	-	-
VEGETABLES													
ETHIOPIAN KALE.....	Kg	.21	.79	-	.24	-	-	.55	-	.30	.88	.60	.48
CABBAGE.....	Kg	-	-	-	-	-	-	-	.83	-	-	-	.64
LETTUCE.....	Kg	-	-	-	-	-	-	-	-	-	-	-	-
SPINACH.....	Kg	-	-	-	-	-	-	-	-	-	-	-	-
CARROT.....	Kg	-	-	-	-	-	-	-	-	-	-	-	.42
TOMATO.....	Kg	-	-	-	-	-	-	-	-	-	-	-	.68
ONION.....	Kg	3.57	-	.80	-	-	1.03	-	-	-	-	-	1.61
GARLIC.....	Kg	-	-	-	-	-	-	-	-	-	-	-	2.31
PEPPER GREEN.....	Kg	2.60	1.48	1.96	1.53	-	-	-	-	-	-	-	1.85
GREEN PEAS.....	Kg	-	-	-	-	-	-	-	-	-	-	4.26	-
BEET ROOT.....	Kg	-	-	-	-	-	-	-	-	-	-	-	-
CAULIFLOWER.....	Kg	.60	-	-	-	-	-	-	-	-	-	-	.66
PUMPKIN.....	Kg	.43	.21	.14	-	-	-	-	-	-	-	-	.39
SUGAR CANE.....	Kg	.23	.33	-	.25	.41	-	-	.10	-	.77	-	.29
													.35

Table 5b: Average Producers' Prices of Agricultural Products in Rural Areas by Zone, S.N.N.P.R Region (Cont'd)

January 2005
Tir 1997

PRICE IN BIRR

KILLIL AND ZONES													
SOUTHERN NATIONS, NATIONALITIES AND PEOPLES'													
ITEM	UNIT	Bench Maji Wereda	Yem Spec. Wereda	Amaro Spec. Wereda	Burji Spec. Wereda	Konso Spec. Wereda	Dirashe Special Wereda	Dawro Special Wereda	Basketo Special Wereda	Konta Special Wereda	Silte Wereda	Alaba Special Wereda	SNNPR Average
FRUITS													
BANANA.....	Kg	.69	-	.27	-	.81	1.00	.40	.20	.72	-	-	.58
ORANGE.....	Kg	-	-	-	-	-	.75	-	-	-	-	-	.50
LEMON.....	Kg	-	-	-	-	-	-	-	-	-	-	-	.27
MANDARINE.....	Kg	-	-	-	.56	.70	-	-	-	-	1.37	-	.45
PAPAYA.....	Kg	-	-	-	-	-	-	-	-	-	-	-	-
GRAPES.....	Kg	-	-	-	-	-	-	-	-	-	-	-	.54
MANGO.....	Kg	-	-	-	-	-	-	-	-	-	-	-	.47
GUAVA.....	Kg	-	-	-	-	-	-	-	-	-	-	-	1.06
AVOCADO.....	Kg	-	-	-	-	-	-	-	-	-	-	-	-
CITRON.....	Kg	-	-	-	-	-	-	-	-	-	-	-	-
PINE APPLE.....	Kg	-	-	-	-	-	-	-	-	-	-	-	-
CACTUS /BELES/.....	Kg	-	-	-	-	-	-	-	-	-	-	-	-
POTATOES AND OTHER TUBERS													
POTATO.....	Kg	-	-	-	-	.42	-	-	.48	-	-	-	.59
SWEET POTATO.....	Kg	-	-	-	-	2.08	-	-	-	-	-	-	.37
'KOCHO'/UNPROCESSED/.....	Kg	.83	-	.49	.44	-	-	.44	-	.82	-	-	.50
'BULA'.....	Kg	-	-	1.75	-	-	-	-	-	-	-	-	1.14
'GODERE'.....	Kg	.28	-	-	-	-	.36	-	.50	-	-	-	.35
SPICES													
PEPPER WHOLE.....	Kg	-	-	-	-	-	-	-	-	-	6.35	6.42	6.02
GINGER /NOT DRY/.....	Kg	-	-	-	-	-	-	-	-	-	-	-	1.55
WHITE CUMIN.....	Kg	-	-	-	-	-	-	-	-	-	-	-	-
BLACK CUMIN.....	Kg	-	-	-	-	-	-	-	-	-	-	-	-
TUMERIC /UNMILLED/.....	Kg	-	-	-	-	-	-	-	-	-	-	-	-
CARDAMON.....	Kg	.83	-	-	-	-	-	-	1.42	-	-	-	1.26
FENUGREEK.....	Kg	-	-	-	-	-	-	-	-	-	-	-	-
CHILLIES.....	Kg	-	-	-	-	-	5.91	-	-	-	-	-	4.40

Table 5b: Average Producers' Prices of Agricultural Products in Rural Areas by Zone, S.N.N.P.R Region (Cont'd)

January
Tir 2005
1997

PRICE IN BIRR

		KILLIL AND ZONES											
		SOUTHERN NATIONS, NATIONALITIES AND PEOPLES'											
ITEM	UNIT	Bench Maji Wereda	Yem Spec. Wereda	Amaro Spec. Wereda	Burji Spec. Wereda	Konso Spec. Wereda	Dirashe Special Wereda	Dawro Special Wereda	Basketo Special Wereda	Konta Special Wereda	Silte Wereda	Alaba Special Wereda	SNNPR Average
CORIANDER													
CORIANDER.....	Kg	-	-	-	-	-	-	-	-	-	-	-	1.34
'SENAFICH'.....	Kg	-	-	-	-	-	-	-	-	-	-	-	-
BASIL /DRY/.....	Kg	-	-	-	-	1.00	-	-	-	-	-	-	1.34
SAVORY /DRY/.....	Kg	-	-	-	-	-	-	-	-	-	-	-	-
RUE /NOT DRY/.....	Kg	-	-	-	-	1.39	-	-	1.09	-	-	-	.98
LIVESTOCK													
SHEEP/CASTRATED/.....	No	238.75	-	100.00	-	110.00	-	229.67	-	-	120.00	-	175.42
LAMB.....	No	90.83	100.00	80.00	-	-	-	58.38	-	79.00	95.00	110.00	90.45
OTHER SHEEP/10-15Kg/.....	No	116.25	110.00	76.67	-	47.50	-	102.67	60.00	-	51.00	-	88.59
GOAT/CASTRATED/.....	No	-	-	180.00	130.00	120.00	-	-	-	-	160.00	-	132.47
KID.....	No	62.20	-	-	75.00	30.00	55.00	-	-	-	78.38	87.50	66.08
OTHER GOAT/10-15Kg/.....	No	-	40.00	-	-	45.00	-	-	-	-	55.11	65.00	67.10
CALF/1-2Years/.....	No	-	-	-	-	-	-	-	-	-	180.00	-	183.86
HEIFER/2-4Years/.....	No	318.00	-	410.00	-	200.00	-	170.00	-	460.00	373.33	-	341.95
COW/4 Years & Above/.....	No	737.50	460.00	-	-	100.00	-	450.63	-	-	374.00	-	518.93
BULL/2-4Years/.....	No	305.00	-	402.50	-	-	-	455.00	-	-	300.00	-	356.05
OX/4 Years & Above/.....	No	870.00	960.00	755.00	825.00	-	-	782.86	-	-	744.29	-	839.76
PULLET/LOCAL/.....	No	4.89	-	4.33	4.50	6.50	-	5.00	-	-	3.75	4.63	4.78
HEN/LOCAL/.....	No	8.50	8.50	5.83	6.00	4.75	-	5.00	6.00	-	5.88	5.17	7.63
COCKEREL/LOCAL/.....	No	7.59	-	-	-	-	-	7.30	-	-	4.75	-	7.20
COCK/LOCAL/.....	No	12.06	-	9.20	10.00	8.00	-	9.30	11.00	8.00	9.50	10.50	11.51
DRAUGHT ANIMALS													
DONKEY /MALE/.....	No	-	-	-	-	-	-	-	-	-	310.00	-	412.00
HORSE /MALE/.....	No	-	-	-	-	-	-	-	-	-	-	-	544.00
MULE /MALE/.....	No	-	-	-	-	-	-	-	-	-	812.50	-	820.00
CAMEL /MALE/.....	No	-	-	-	-	-	-	-	-	-	-	-	-

Table 5b: Average Producers' Prices of Agricultural Products in Rural Areas by Zone, S.N.N.P.R Region (Cont'd)

January
Tir 2005
1997

P R I C E I N B I R R

ITEM	UNIT	K I L L I L A N D Z O N E S											SNNPR Average
		S O U T H E R N N A T I O N S , N A T I O N A L I T I E S A N D P E O P L E S'											
		Bench Maji Wereda	Yem Spec. Wereda	Amaro Spec. Wereda	Burji Spec. Wereda	Konso Spec. Wereda	Dirashe Special Wereda	Dawro Special Wereda	Basketo Special Wereda	Konta Special Wereda	Silte Wereda	Alaba Special Wereda	
DAIRY PRODUCTS & EGGS													
MILK/UNPASTEURIZED/.....	Lt	-	-	-	-	-	-	-	-	-	-	-	1.81
BUTTER/UNREFINED/.....	Kg	18.95	26.83	-	29.06	-	-	21.72	-	-	30.46	25.47	22.26
CHEESE/COTTAGE/.....	Kg	4.92	3.57	-	-	-	-	3.86	2.53	2.84	6.49	7.64	4.51
EGGS/LOCAL/.....	DOZEN	3.08	3.25	2.62	3.00	3.00	3.26	2.71	3.50	2.81	3.00	3.81	3.24
HIDES AND SKINS													
BOVINE HIDES.....	No	-	-	-	-	-	-	11.00	-	-	-	-	10.20
SHEEP SKINS/DRY/.....	No	-	-	-	-	-	-	-	-	-	-	-	31.25
GOAT SKINS/DRY/.....	No	-	-	-	-	-	-	-	-	-	-	6.00	3.71
OTHERS													
BUCKTHORN LEAVES/DRIED/.....	Kg	-	-	-	-	-	-	-	-	-	-	-	1.77
'CHAT'.....	Kg	2.64	-	-	-	1.03	4.83	-	-	-	14.62	4.69	6.96
COFFEE BEANS.....	Kg	7.98	-	-	-	-	-	-	-	-	-	-	8.56
COFFEE WHOLE.....	Kg	4.03	-	5.00	-	2.07	1.83	-	4.62	-	-	-	3.52
HONEY /NOT REFINED/.....	Kg	-	-	-	-	-	-	-	-	5.00	-	-	8.23

Table 6: Average Producers' Prices of Agricultural Products in Rural Areas by Zone, Gambela, Harari, Addis Ababa and Dire Dawa Regions

Summary
2005
2007

Commodity	GAMBELA					Harari	Addis Ababa	Dire Dawa	Average
	Zone 1	Zone 2	Zone 3	Zone 4	Zone 5				
CELESTIAL CORN/CORN									
WHITE									
BLACK									
LEGUMES									
BEANS									
PEAS									
FRUITS									
APPLES									
BANANAS									
CITRUS									
MELONS									
VEGETABLES									
CARROTS									
CABBAGES									
ONIONS									
POTATOES									
OTHER									
WHEAT									
BARLEY									
RYE									
Summary									

Table 6: Average Producers' Prices of Agricultural Products in Rural Areas by Zone, Gambela, Harari, Addis Ababa and Dire Dawa Regions

Table 8: Average Producers' Prices of Agricultural
Products in Rural Areas by Zone,
Gambia, Hariri, Abdie Akaba and
Din Dawa Regions

Table 6: Average Producers' Prices of Agricultural Products in Rural Areas by Zone, Gambella, Harari, Addis Ababa and Dire Dawa Regions

January 2005
Tir 1997

PRICE IN BIRR										
K I L L I L A N D Z O N E S										
ITEM	UNIT	GAMBELLA		Gambella Average	Harari	ADDIS ABABA		Addis Ababa Average	Dire Dawa	National Average
		Zone 1	Zone 2			Zone 3	Zone 6			
CEREALS UNMILLED										
'TEFF' WHITE.....	Kg	-	-	-	-	2.87	2.83	2.85	-	2.23
'TEFF' MIXED.....	Kg	-	-	-	-	2.42	-	2.42	-	2.00
'TEFF' BLACK.....	Kg	-	-	-	-	1.98	2.28	2.08	-	1.91
WHEAT WHITE.....	Kg	-	-	-	-	1.53	1.80	1.67	-	1.55
WHEAT MIXED.....	Kg	-	-	-	-	1.75	-	1.75	-	1.44
WHEAT BLACK.....	Kg	-	-	-	-	-	-	-	-	1.47
BARLEY WHITE.....	Kg	-	-	-	-	-	-	-	-	1.58
BARLEY MIXED.....	Kg	-	-	-	-	-	-	-	-	1.36
BARLEY BLACK.....	Kg	-	-	-	-	-	-	-	-	1.42
BARLEY /FOR BEER/.....	Kg	-	-	-	-	-	-	-	-	1.15
'SENEF KOLO GEBIS'.....	Kg	-	-	-	-	-	-	-	-	1.62
MAIZE.....	Kg	-	-	-	-	-	-	-	-	1.10
DURRAH.....	Kg	-	-	-	-	-	-	-	-	1.29
AFRICAN MILLET.....	Kg	-	-	-	-	-	-	-	-	1.59
SORGHUM YELLOW.....	Kg	-	-	-	-	-	-	-	-	1.41
SORGHUM WHITE.....	Kg	-	-	-	-	-	-	-	-	1.20
SORGHUM RED.....	Kg	-	-	-	-	-	-	-	-	1.11
SORGHUM MIXED.....	Kg	-	-	-	-	-	-	-	1.11	1.11
OATS WITH COVER.....	Kg	-	-	-	-	-	-	-	-	1.04
RICE /LOCAL/.....	Kg	-	-	-	-	-	-	-	-	1.66
HULLED BERLEY /'TEMEZH'/.....	Kg	-	-	-	-	-	-	-	-	1.67
PULSES UNMILLED										
HORSE BEANS.....	Kg	-	-	-	-	2.00	-	2.00	-	1.66
CHICK PEAS.....	Kg	-	-	-	-	1.56	1.65	1.60	-	1.93
PEAS WHITE.....	Kg	-	-	-	-	-	-	-	-	1.91
PEAS MIXED.....	Kg	-	-	-	-	-	-	-	-	1.83
SOYA BEANS.....	Kg	-	-	-	-	-	-	-	-	1.56
LENTILS.....	Kg	-	-	-	-	-	3.61	3.61	-	2.88
HARICOT BEANS.....	Kg	-	-	-	-	-	-	-	-	1.28

Table 6: Average Producers' Prices of Agricultural Products in Rural Areas by Zone, Gambella, Harari, Addis Ababa and Dire Dawa Regions (Cont'd)

January 2005
Tir 1997

PRICE IN BIRR

K I L L I L A N D Z O N E S										
ITEM	UNIT	GAMBELLA			Harari	ADDIS ABABA		Addis Ababa Average	Dire Dawa	National Average
		Zone 1	Zone 2	Gambella Average		Zone 3	Zone 6			
LIMA BEANS.....	Kg	-	-	-	-	-	-	-	-	1.50
VETCH.....	Kg	-	-	-	-	2.19	-	2.19	-	1.45
FENUGREEK.....	Kg	-	-	-	-	2.20	2.00	2.10	-	2.53
OIL SEEDS										
NIGER SEED.....	Kg	-	-	-	-	-	-	-	-	2.60
LINSEED WHITE.....	Kg	-	-	-	-	-	-	-	-	2.96
LINSEED BLACK.....	Kg	-	-	-	-	-	-	-	-	2.74
SESAME SEED.....	Kg	-	-	-	-	-	-	-	-	4.41
SUNFLOWER.....	Kg	-	-	-	-	-	-	-	-	1.67
RAPE SEED.....	Kg	-	-	-	-	-	-	-	-	1.96
CASTOR BEANS.....	Kg	-	-	-	-	-	-	-	-	2.09
GROUND NUTS.....	Kg	-	-	-	-	-	-	-	-	2.86
VEGETABLES										
ETHIOPIAN KALE.....	Kg	-	-	-	-	-	-	-	-	.48
CABBAGE.....	Kg	-	-	-	-	-	-	-	-	.86
LETTUCE.....	Kg	-	-	-	-	-	-	-	-	-
SPINACH.....	Kg	-	-	-	-	-	-	-	-	-
CARROT.....	Kg	-	-	-	-	-	-	-	-	.89
TOMATO.....	Kg	-	-	-	-	-	-	-	-	.58
ONION.....	Kg	-	-	-	-	-	-	-	1.13	1.25
GARLIC.....	Kg	-	-	-	-	-	-	-	-	1.87
PEPPER GREEN.....	Kg	-	-	-	-	-	-	-	-	2.74
GREEN PEAS.....	Kg	-	-	-	-	-	-	-	-	2.05
BEET ROOT.....	Kg	-	-	-	-	-	-	-	-	-
CAULIFLOWER.....	Kg	-	-	-	-	-	-	-	-	.83
PUMPKIN.....	Kg	-	-	-	-	-	-	-	-	.48
SUGAR CANE.....	Kg	-	-	-	-	-	-	-	-	.44
										.48

Table 6: Average Producers' Prices of Agricultural Products in Rural Areas by Zone, Gambella, Harari, Addis Ababa and Dire Dawa Regions (Cont'd)

January 2005
Tir 1997

PRICE IN BIRR

K I L L I L A N D Z O N E S										
ITEM	UNIT	GAMBELLA		Gambella Average	Harari	ADDIS ABABA		Addis Ababa Average	Dire Dawa	National Average
		Zone 1	Zone 2			Zone 3	Zone 6			
FRUITS										
BANANA.....	Kg	-	-	-	-	-	-	-	-	.78
ORANGE.....	Kg	-	-	-	-	-	-	-	-	.69
LEMON.....	Kg	-	-	-	-	-	-	-	-	.97
MANDARINE.....	Kg	-	-	-	-	-	-	-	-	.67
PAPAYA.....	Kg	-	-	-	-	-	-	-	-	.84
GRAPES.....	Kg	-	-	-	-	-	-	-	-	.99
MANGO.....	Kg	-	-	-	-	-	-	-	-	1.26
GUAVA.....	Kg	-	-	-	-	-	-	-	-	2.13
AVOCADO.....	Kg	-	-	-	-	-	-	-	-	2.22
CITRON.....	Kg	-	-	-	-	-	-	-	-	-
PINE APPLE.....	Kg	-	-	-	-	-	-	-	-	-
CACTUS /BELES/.....	Kg	-	-	-	-	-	-	-	-	-
POTATOES AND OTHER TUBERS										
POTATO.....	Kg	-	-	-	-	-	-	-	-	.89
SWEET POTATO.....	Kg	-	-	-	-	-	-	-	-	.51
'KOCHO'/UNPROCESSED/.....	Kg	-	-	-	-	-	-	-	-	.51
'BULA'.....	Kg	-	-	-	-	-	-	-	-	1.13
'GODERE'.....	Kg	-	-	-	-	-	-	-	-	.40
SPICES										
PEPPER WHOLE.....	Kg	-	-	-	-	-	-	-	-	5.92
GINGER /NOT DRY/.....	Kg	-	-	-	-	-	-	-	-	1.67
WHITE CUMIN.....	Kg	-	-	-	-	-	-	-	-	2.13
BLACK CUMIN.....	Kg	-	-	-	-	-	-	-	-	5.42
TUMERIC /UNMILLED/.....	Kg	-	-	-	-	-	-	-	-	1.01
CARDAMON.....	Kg	-	-	-	-	-	-	-	-	5.42
FENUGREEK.....	Kg	-	-	-	-	-	-	-	-	4.70
CHILLIES.....	Kg	-	-	-	-	-	-	-	-	4.97

Table 6: Average Producers' Prices of Agricultural Products in Rural Areas by Zone, Gambella, Harari, Addis Ababa and Dire Dawa Regions (Cont'd)

January
Tir 2005
1997

PRICE IN BIRR

K I L L I L A N D Z O N E S										
ITEM	UNIT	GAMBELLA			Harari	ADDIS ABABA		Addis Ababa Average	Dire Dawa	National Average
		Zone 1	Zone 2	Gambella Average		Zone 3	Zone 6			
CORIANDER.....	Kg	-	-	-	-	-	-	-	-	5.32
'SENAFICH'.....	Kg	-	-	-	-	-	-	-	-	2.14
BASIL /DRY/.....	Kg	-	-	-	-	-	-	-	-	3.05
SAVORY /DRY/.....	Kg	-	-	-	-	-	-	-	-	10.08
RUE /NOT DRY/.....	Kg	-	-	-	-	-	-	-	-	2.20
LIVESTOCK										
SHEEP/CASTRATED/.....	No	-	-	-	-	-	-	-	188.33	184.56
LAMB.....	No	-	-	-	-	-	-	-	96.67	100.80
OTHER SHEEP/10-15Kg/.....	No	-	-	-	-	-	-	-	106.67	99.35
GOAT/CASTRATED/.....	No	-	-	-	-	-	-	-	207.50	200.80
KID.....	No	-	-	-	-	-	-	-	62.00	81.95
OTHER GOAT/10-15Kg/.....	No	-	-	-	-	-	-	-	115.00	91.49
CALF/1-2Years/.....	No	-	-	-	-	-	-	-	-	235.59
HEIFER/2-4Years/.....	No	-	-	-	-	-	-	-	-	378.82
COW/4 Years & Above/.....	No	-	-	-	-	-	-	-	-	518.53
BULL/2-4Years/.....	No	-	-	-	-	-	-	-	-	465.21
OX/4 Years & Above/.....	No	-	-	-	1800.00	-	-	-	1103.33	914.71
PULLET/LOCAL/.....	No	-	-	-	-	10.00	10.00	-	-	6.77
HEN/LOCAL/.....	No	-	-	-	7.67	-	-	4.50	-	9.38
COCKEREL/LOCAL/.....	No	-	-	-	-	-	-	-	-	9.10
COCK/LOCAL/.....	No	-	-	-	10.00	-	-	-	11.36	12.92
DRAUGHT ANIMALS										
DONKEY /MALE/.....	No	-	-	-	-	-	-	-	-	339.39
HORSE /MALE/.....	No	-	-	-	-	-	-	-	-	550.65
MULE /MALE/.....	No	-	-	-	-	-	-	-	-	825.00
CAMEL /MALE/.....	No	-	-	-	-	-	-	-	-	1750.00

Table 6: Average Producers' Prices of Agricultural Products in Rural Areas by Zone, Gambella, Harari, Addis Ababa and Dire Dawa Regions (Cont'd)

January
Tir 2005
1997

P R I C E I N B I R R

K I L L I L A N D Z O N E S										
ITEM	UNIT	GAMBELLA			Harari	ADDIS ABABA		Addis Ababa Average	Dire Dawa	National Average
		Zone 1	Zone 2	Gambella Average		Zone 3	Zone 6			

DAIRY PRODUCTS & EGGS

MILK/UNPASTEURIZED/.....	Lt	-	-	-	2.65	-	-	-	2.64	2.51
BUTTER/UNREFINED/.....	Kg	-	-	-	-	29.46	-	29.46	-	24.45
CHEESE/COTTAGE/.....	Kg	-	-	-	-	-	-	-	-	4.28
EGGS/LOCAL/.....	DOZEN	-	-	-	-	4.73	4.00	4.48	3.45	3.56

HIDES AND SKINS

BOVINE HIDES.....	No	-	-	-	-	-	-	-	-	18.41
SHEEP SKINS/DRY/.....	No	-	-	-	-	-	-	-	6.67	27.74
GOAT SKINS/DRY/.....	No	-	-	-	-	-	-	-	5.00	9.18

OTHERS

BUCKTHORN LEAVES/DRIED/.....	Kg	-	-	-	-	-	-	-	-	2.63
'CHAT'.....	Kg	-	-	-	11.23	-	-	-	10.33	8.40
COFFEE BEANS.....	Kg	-	-	-	-	-	-	-	14.02	12.09
COFFEE WHOLE.....	Kg	-	-	-	-	-	-	-	-	4.69
HONEY /NOT REFINED/.....	Kg	-	-	-	-	-	-	-	-	10.53