


THE FEDERAL DEMOCRATIC  
REPUBLIC OF ETHIOPIA

CENTRAL STATISTICAL AUTHORITY



REPORT ON

**QUARTERLY** AVERAGE RETAIL PRICE OF GOODS

AND SERVICES IN RURAL AREAS

BY KILLIL AND ZONE

APRIL 2000 – JUNE 2000

(MIAZIA 1992 – SENE 1992)

ADDIS ABABA

December 2000

238-2


STATISTICAL BULLETIN

238-2



**THE FEDERAL DEMOCRATIC  
REPUBLIC OF ETHIOPIA**

**CENTRAL STATISTICAL AUTHORITY**



**REPORT ON**

**QUARTERLY AVERAGE RETAIL PRICE OF GOODS  
AND SERVICES IN RURAL AREAS**


**BY KILLIL AND ZONE**

**APRIL 2000 – JUNE 2000  
(MIAZIA 1992 – SENE 1992)**

**ADDIS ABABA  
December 2000**

2000 (1000)

THE FEDERAL DEMOCRATIC  
REPUBLIC OF ETHIOPIA  
CENTRAL STATISTICAL AUTHORITY



REPORT

QUANTITATIVELY AVERAGE RETAIL PRICE OF GOODS

AND SERVICES IN RURAL AREAS

BY KILLIL AND ZONE

APRIL 2000 - JUNE 2000  
(MIAZIA 1992 - SEHIC 1992)

ADDIS ABABA  
MAY 2000

PREPARED AND PRINTED BY  
CENTRAL STATISTICAL AUTHORITY  
P.O.BOX 1143 ADDIS ABABA  
Tel. 55-30-11

238-2

STAT

STAT

238-2

# CONTENTS

	PAGE
I. Introduction -----	(i)
II. Objectives -----	(vi)
III. Scope and Coverage -----	(vi)
IV. Method of Data Collection -----	(xi)
V. Definitions -----	(xii)
VI. Note -----	(xii)

## PART I

Table 1 Part 1 - Quarterly Average Retail Price of Goods and  
Services in Rural Areas by Killilil and zones:

April 2000 - June 2000

(Miazia 1992 - Sene 1992).

3-21

Table 1 Part 1 - Annual Average Retail Price of Goods and  
Services in Rural Areas by Killilil and zones:

July 1999 - June 2000

(Hamle 1991 - Sene 1992)

22-40

## PART II

Table 1 Part 2 - Quarterly Average Retail Price of Goods and  
Services in Rural Areas by Killilil and zones:

April 2000 - June 2000

(Miazia 1992 - Sene 1992).

43-61

Table 1 Part 2 - Annual Average Retail Price of Goods and  
Services in Rural Areas by Killilil and zones:

July 1999 - June 2000

(Hamle 1991 - Sene 1992)

62-80

## PART III

PAGE

PAGE

Table 1 Part 3 - Quarterly Average Retail Price of Goods and Services in Rural Areas by Killilil and zones:	
April 2000 - June 2000	
(Miazia 1992 - Sene 1992).	83-101
Table 1 Part 3 - Annual Average Retail Price of Goods and Services in Rural Areas by Killilil and zones:	
July 1999 - June 2000	
(Hamle 1991 - Sene 1992)	102-120

## PART IV

PAGE

Table 1 Part 4 - Quarterly Average Retail Price of Goods and Services in Rural Areas by Killilil and zones:	
April 2000 - June 2000	
(Miazia 1992 - Sene 1992).	123-141
Table 1 Part 4 - Annual Average Retail Price of Goods and Services in Rural Areas by Killilil and zones:	
July 1999 - June 2000	
(Hamle 1991 - Sene 1992)	142-160

## PART V

Table 1 Part 5 - Quarterly Average Retail Price of Goods and Services in Rural Areas by Killilil and zones:	
April 2000 - June 2000	
(Miazia 1992 - Sene 1992).	163-181
Table 1 Part 5 - Annual Average Retail Price of Goods and Services in Rural Areas by Killilil and zones:	
July 1999 - June 2000	
(Hamle 1991 - Sene 1992)	182-200

# PART VI

## PAGE

Table 1 Part 6 - Quarterly Average Retail Price of Goods and

Services in Rural Areas by Killilil and zones:

April 2000 - June 2000

(Miazia 1992 - Sene 1992).

203-221

Table 1 Part 6 - Annual Average Retail Price of Goods and

Services in Rural Areas by Killilil and zones:

July 1999 - June 2000

(Hamle 1991 - Sene 1992)

222-240

# I. Introduction

The Central Statistical Authority, CSA, has been conducting the Rural Integrated Household Survey Program, RIHSP, since 1980/81 (1973 Ethiopian Calendar, E.C.). As part of the RIHSP the price survey, that covers both retail and producers' prices, is being carried out on monthly basis since May 1981 in selected Farmer Associations, FAs, (currently Enumeration Areas, EAs) of the country. The survey was conducted on quarterly basis until July 1987 then on monthly basis since September 1987. The reports were made available at regional level up until July 1994.

However, the reporting level was revised and the rural retail price reports were made available at regional (killil) and group of zones level for the three larger regions (i.e., Oromiya, Amhara, and Southern Nations, Nationalities and Peoples) from November 1994 up until August 1998. In an effort to fulfill data users demand, the CSA expanded its sample size and started collecting price data in such a way that results of the survey can be provided at zone level starting from September 1998.

In the process of preparing the rural retail price report at zone level ( for about 360 items of goods and services of each month) it is clear that the size of the report will be bulky and the printing and publishing activities would be time consuming. Hence, it was decided to prepare the report in two formats:-

- The first type of report provides quarterly average retail price of goods and services (i.e., from April to June 2000 ) at region (killil) and zone levels. This report would be disseminated at large to all data users.
- The second type of report that contain monthly retail price at regional and zone levels will be printed in a limited copy and will be made available at the CSA library in Addis Ababa and at all CSA branch statistical offices in the country.

Hence, this report provides average retail prices of goods and services in rural areas on **quarterly basis**.

Due to lack of adequate space to accommodate all killils and zones in one page the price data of the killils and zones are presented in six parts.

**Part I** - Consists of quarterly average retail price of Tigray killil (and its zones, i.e., Mirabawi Tigray, Mehakelegnaw Tigray, Misrakawi Tigray and Debubawi Tigray) and Affar killil (and its zones, i.e., zone 1, zone 3 and zone 5).

**Part II** - Consists of quarterly average retail price of Amhara killil (and its zones i.e., Semen Gondar, Debub Gondar, Semen Wello, Debub Wello, Semen Shewa, Misrak Gojam, Mirab Gojam, Wag Hemra, Awi and Oromiya).

**Part III** - Consists of quarterly average retail price of Oromiya killil (and its zones i.e., Mirab Wellega, Misrak Wellega, Illubabor, Jimma, Mirab Shewa, Semen Shewa, Misrak Shewa, Arssi, Mirab Harerge, Misrak Harerge, Bale and Borena).

**Part IV** - Consists of quarterly average retail price of Somali killil (and its zones i.e., Shinile, Jigjiga and Liben) and Benishangul-Gumuz killil (and its zones i.e., Metekel, Asosa and Kamashi).

**Part V** - Consists of quarterly average retail price of Southern Nations, Nationalities and Peoples killil (and its zones and special weredas i.e., Gurage, Hadiya, Kembata-Alaba-Tembaro, Sidama, Gedeo, Semen Omo, Debub Omo, Keficho-Shekicho, Bench-Maji, Yem special wereda, Amaro special wereda, Burji special wereda, Konso special wereda and Dirashe special wereda).

**Part VI** - Consists of quarterly average retail price of Gambella killil (and its zones i.e., zone 1, zone 2 and zone 4), Harari killil, Addis Ababa (and its zones i.e., zone 3 and zone 6), Dire Dawa and quarterly national average.

Updates Statistical Bulletin 237-2. Earlier issues on the same subject are Statistical Bulletins 37, 45, 57, 64, 83, 93, 96, 106, 107, 115, 117, 124, 138, 143, 151, 153, 157, 164, 167, 175, 186, 195-2, 200-2, 201-2, 202-2, 203-2, 208-2, 209-2, 218-2, 222-2, 235-2, 236-2 and 237-2.

## **II. Objectives**

The objectives of the survey are to:-

- study the level of retail prices charged by retailers;
- study the disparities between prices charged at various distribution levels;
- study changes in the economy;
- help in the valuation of output for national accounts;
- construct rural consumer price index.

## **III. Scope and Coverage**

The scope and coverage of the survey are constantly under review and necessary improvements are effected from time to time in an effort to incorporate commodities mostly consumed by the rural population. The geographic coverage of the survey was revised as of September 1988 to produce price reports in one Autonomous Region and 25 Administrative Regions. The geographical coverage was revised once again in September 1995 and the present report is based on the current administrative hierarchy which is Killil (Regional States) and zones.

The major groups of items covered by the survey include food; drinks; cigarettes and tobacco; clothing and footwear; construction materials, water, and fuel and power; household equipment and durable household items; medical care; transport; personal care and effects; recreation, entertainment and reading and miscellaneous goods and services.

Information on retail prices of selected agricultural and industrial commodities is collected from retail outlets in the sample Enumeration Areas, (EAs). The allocation of EAs to the regions takes into account the population size of the regions/stratum and cost consideration. The number of EAs in each region has been considered to be a reasonable minimum size to provide meaningful estimates at regional and zone levels.

However, from September 1998 onwards the number of rural enumeration areas covered in price survey was reduced from 1420 to 446 in 1997. A careful analysis was made whether a reduction in the number of rural enumeration areas could affect the quality of the data. The result of the analysis showed no appreciable changes on the quality of the data after the reductions in rural enumeration areas.

**Table A: Distribution of Planned and Actually Covered EAs by Killilil and zone**

Reporting Level	Sample Number of EAs			
	Planned	Actually covered		
		April 2000	May 2000	June 2000
<b>Tigray</b>	<b>40</b>	<b>37</b>	<b>37</b>	<b>37</b>
Mirabawi Tigray	10	8	8	8
Mehakelegnaw Tigray	10	10	10	10
Misrakawi Tigray	10	9	9	9
Debubawi Tigray	10	10	10	10
<b>Affar</b>	<b>7</b>	<b>7</b>	<b>7</b>	<b>7</b>
zone 1	1	1	1	1
zone 3	5	5	5	5
zone 5	1	1	1	1
<b>Amhara</b>	<b>100</b>	<b>99</b>	<b>99</b>	<b>98</b>
Semen Gondar	10	10	10	10
Debub Gondar	10	10	10	10
Semen Wello	10	10	10	10
Debub Wello	10	10	10	10
Semen Shewa	10	9	9	10
Misrak Gojam	10	10	10	9
Mirab Gojam	10	10	10	10
Wag Hemra	10	10	10	10
Awi	10	10	10	9
Oromiya zone	10	10	10	10

Table A (Continued)

Reporting Level	Sample Number of EAs			
	Planned	Actually covered		
		April 2000	May 2000	June 2000
<b>Oromiya</b>	<b>120</b>	<b>119</b>	<b>120</b>	<b>120</b>
Mirab Wellega	10	10	10	10
Misrak Wellega	10	10	10	10
Illubabor	10	10	10	10
Jimma	10	10	10	10
Mirab Shewa	10	10	10	10
Semen Shewa	10	10	10	10
Misrak Shewa	10	10	10	10
Arssi	10	10	10	10
Mirab Harerge	10	9	10	10
Misrak Harerge	10	10	10	10
Bale	10	10	10	10
Borena	10	10	10	10
<b>Somali</b>	<b>12</b>	<b>12</b>	<b>12</b>	<b>12</b>
Shinile	3	3	3	3
Jig-jiga	2	2	2	2
Liben	7	7	7	7
<b>Benshangul</b>	<b>25</b>	<b>25</b>	<b>25</b>	<b>24</b>
<b>Gumuz</b>				
Metekel	10	10	10	9
Asosa	6	6	6	6
Kamashi	9	9	9	9

Table A (Continued)

Reporting Level	Sample Number of EAs			
	Planned	Actually covered		
		April 2000	May 2000	June 2000
<b>SNNP</b>	<b>119</b>	<b>118</b>	<b>119</b>	<b>118</b>
Gurage	10	10	10	10
Hadiya	10	10	10	10
Kembata-Alaba-Tembaro	10	10	10	10
Sidama	10	10	10	10
Gedeo	10	10	10	10
Semen Omo	10	9	10	10
Debub Omo	10	10	10	10
Keficho-Shekicho	10	10	10	9
Bench-Maji	10	10	10	10
Yem special wereda	5	5	5	5
Amaro special wereda	5	5	5	5
Burji special wereda	5	5	5	5
Konso special wereda	7	7	7	7
Derashe special wereda	7	7	7	7
<b>Gambella</b>	<b>8</b>	<b>8</b>	<b>8</b>	<b>8</b>
zone 1	3	3	3	3
zone 2	2	2	2	2
zone 4	3	3	3	3
<b>Harari</b>	<b>5</b>	<b>5</b>	<b>5</b>	<b>5</b>
<b>Addis Ababa</b>	<b>6</b>	<b>6</b>	<b>6</b>	<b>6</b>
zone 3	5	5	5	5
zone 6	1	1	1	1
<b>Dire Dawa</b>	<b>4</b>	<b>4</b>	<b>4</b>	<b>4</b>
<b>Total</b>	<b>446</b>	<b>440</b>	<b>442</b>	<b>439</b>

## **IV. Method of Data Collection**

Each month of the Ethiopian Calendar (September to August) data collection staff of the CSA attempt to collect prices in retail markets for a list of about 360 items with the use of kitchen balance and measuring tape in the markets of the selected EAs or from adjacent market places where households purchase most of the goods and services for consumption and other purposes. For each item on the price list the data collector is expected to get a maximum of three prices from three different retailers or shops in the local market places.

As the enumerators are stationed nearby the market outlets, it is believed that they are familiar with the market places where various items can be purchased. If one retailer or shop does not have the items they continue searching until they find one that does. Although price is collected from traders, in some cases it is also obtained from consumer at the time of purchase. Retail price data is mainly collected on market days throughout the reference month considering the work load of the enumerators and in accordance with the purchasing habits of consumers in the selected EAs.

Since an interview method of data collection is utilized rather than an actual purchase and recording of price, it may result, in some instance, in exaggeration or under estimation of prices. However, as stated above, since enumerators are permanently assigned to each sample EA and reside there, they have a good chance of familiarizing themselves and be on friendly terms with retailers and owners of economic establishments the result of which is a reasonably reliable price information over time.

## V. Definitions

- **Retail Price:** A retail price is the money cost to the final purchaser of a specified unit of sale. It is inclusive of all sales and excise taxes.
- **Enumeration Area:** An Enumeration Area in rural areas is a locality that is less than or equal to a farmer's association area and mostly consists of about 150-200 households.
- **Farmers' Association:-** It is the lowest administrative unit in a settled rural area with its own jurisdiction. It is an association of rural dwellers formed by the inhabitants of a given area whose members are engaged either in agricultural or non-agricultural activities.

## VI. Note

1. The minimum that the balance can weigh is 10 grams. Thus, items which are sold in small quantities (like spices) and whose weight fall under 10 grams cannot be weighed as accurately as possible and as a result may affect the reliability of the price of these items in some respect.
2. The average column is a simple arithmetic average prices for each item.
3. The symbol "-" is used for data not available or doubtful.

# PART - I



Table 1 Part 1 :- (Cont'd) Quarterly Average Retail Price of Goods and Services in Rural Areas by Killil and Zone

April 2000 - June 2000  
Miazia 1992 - Sene 1992

## P R I C E I N B I R R

K I L L I L A N D Z O N E S										
ITEM	UNIT	T I G R A Y				Tigray Average	A F F A R			Affar Average
		Mirabawi Tigray	Mehakelegnaw Tigray	Misrakawi Tigray	Debubawi Tigray		Zone 1	Zone 3	Zone 5	
<b>CEREALS UNMILLED</b>										
'Teff' White .....	Kg	2.47	2.63	2.87	2.56	2.60	2.92	2.46	1.99	2.43
'Teff' Mixed.....	Kg	2.25	2.40	2.71	2.37	2.42	2.75	2.35	1.91	2.33
'Teff' Black (Red).....	Kg	2.13	2.22	2.70	2.29	2.32	2.60	2.40	-	2.43
Wheat White.....	Kg	2.23	2.41	2.30	2.04	2.23	2.35	2.34	2.17	2.31
Wheat Mixed.....	Kg	-	1.95	2.06	2.00	2.02	2.28	2.15	-	2.21
Wheat Black.....	Kg	-	1.97	2.13	2.05	2.07	2.18	2.15	-	2.16
Barley White.....	Kg	2.24	2.51	2.47	2.16	2.34	2.47	2.33	2.24	2.34
Barley Mixed.....	Kg	1.70	1.86	2.40	1.75	2.04	2.38	2.17	2.10	2.20
Barley Black.....	Kg	1.68	2.72	2.54	2.04	2.28	-	2.38	-	2.38
Barley for Beer.....	Kg	-	-	-	-	-	2.50	2.37	-	2.38
Maize.....	Kg	1.48	1.79	1.99	1.56	1.72	1.04	1.64	1.26	1.49
Durrah.....	Kg	-	1.92	2.56	1.98	2.15	3.00	1.88	-	2.16
Sorghum Yellow.....	Kg	1.41	1.82	1.68	1.91	1.72	2.67	2.03	2.02	2.10
Sorghum White.....	Kg	1.38	1.87	1.85	1.96	1.72	-	2.22	1.54	1.71
Sorghum Red.....	Kg	1.37	1.71	1.77	1.77	1.66	2.50	1.84	-	1.92
African Millet.....	Kg	1.39	2.06	2.42	3.36	1.89	-	-	-	-
Rice.....	Kg	6.11	6.00	6.03	5.50	5.85	4.94	4.95	-	4.95
Oats.....	Kg	-	-	-	-	-	4.11	-	-	4.11
Hulled Barley.....	Kg	-	-	2.72	-	2.72	-	-	-	-
<b>CEREALS MILLED</b>										
'Teff' White.....	Kg	-	-	-	-	-	3.08	2.82	-	2.90
'Teff' Mixed.....	Kg	-	-	-	-	-	2.78	3.00	-	2.87
'Teff' Black (Red).....	Kg	-	-	3.22	-	3.22	2.61	2.66	-	2.64
Wheat White.....	Kg	-	-	2.65	2.32	2.60	2.50	2.50	-	2.50
Wheat Mixed.....	Kg	-	-	2.79	2.29	2.68	2.34	-	-	2.34
Barley White.....	Kg	-	-	-	2.58	2.58	-	-	-	-
Barley Mixed.....	Kg	-	-	1.63	-	1.63	-	-	-	-

Table 1 Part 1 :- (Cont'd) Quarterly Average Retail Price of Goods and Services in Rural Areas by Killilil and Zone

April 2000 - June 2000  
Miazia 1992 - Sene 1992

## P R I C E I N B I R R

K I L L I L A N D Z O N E S										
ITEM	UNIT	T I G R A Y				Tigray Average	A F F A R			Affar Average
		Mirabawi Tigray	Mehakelegnaw Tigray	Misrakawi Tigray	Debubawi Tigray		Zone 1	Zone 3	Zone 5	
Maize.....	Kg	-	-	2.52	1.57	1.68	1.79	2.03	1.41	1.93
Oats.....	Kg	-	-	-	-	-	-	4.54	-	4.54
Sorghum.....	Kg	-	-	3.16	-	3.16	2.00	-	-	2.00
Durrah.....	Kg	-	-	-	-	-	-	-	-	-
'Furno Duket' Locally Processed..	Kg	4.19	-	4.50	-	4.23	3.50	3.50	-	3.50
<b>PULSES UNMILLED</b>										
Horse Beans.....	Kg	2.60	2.20	2.08	2.00	2.20	2.50	2.39	1.99	2.35
Peas White.....	Kg	2.55	2.44	2.28	2.16	2.29	-	2.35	-	2.35
Peas Black.....	Kg	3.03	2.26	-	-	2.51	-	2.32	-	2.32
Peas Mixed.....	Kg	2.96	2.43	2.20	-	2.54	2.45	2.19	-	2.27
Soya Beans.....	Kg	-	-	-	2.70	2.70	-	-	-	-
Chick Peas.....	Kg	2.72	2.47	2.42	1.99	2.37	2.82	2.32	1.83	2.32
Lentils.....	Kg	4.18	3.17	2.86	2.83	3.05	3.48	3.69	3.39	3.60
Haricot Beans.....	Kg	-	1.55	-	-	1.55	-	1.71	-	1.71
Lima Beans.....	Kg	2.74	1.62	-	1.91	1.79	1.50	1.69	1.82	1.70
Vetch.....	Kg	1.93	1.86	2.23	1.95	1.97	-	1.82	1.64	1.79
Fenugreek.....	Kg	4.53	4.89	4.60	4.03	4.52	3.39	3.60	3.03	3.47
<b>PULSES MILLED OR SPLIT</b>										
Horse Beans Milled.....	Kg	5.08	6.00	5.39	4.98	5.33	4.00	3.20	-	3.54
Peas Milled.....	Kg	5.13	6.00	6.45	5.15	5.91	-	-	-	-
Chick Peas Milled.....	Kg	5.90	6.00	5.25	3.77	5.61	-	6.00	-	6.00
Mixed Pulses Milled.....	Kg	5.75	6.06	6.00	6.72	6.05	3.83	6.00	3.71	5.27
Vetch Milled.....	Kg	-	6.20	5.63	5.66	5.72	3.97	5.39	-	4.72
Peas Split.....	Kg	4.50	3.43	-	5.92	5.08	4.00	5.05	-	4.81
Peas Split(Roasted).....	Kg	4.50	-	-	4.38	4.44	-	-	4.78	4.78
Horse Beans Split(Roasted).....	Kg	4.55	3.54	-	3.65	4.15	-	-	2.96	2.96
Lentils Split.....	Kg	5.74	6.20	5.37	6.55	5.81	5.17	5.50	5.37	5.41

Table 1 Part 1 :- (Cont'd) Quarterly Average Retail Price of Goods and Services in Rural Areas by Killil and Zone

		PRICE IN BIRR								April 2000 - June 2000 Miazia 1992 - Sene 1992	
		K I L L I L A N D Z O N E S									
ITEM	UNIT	T I G R A Y				Tigray Average	A F F A R			Affar Average	
		Mirabawi Tigray	Mehakelegnaw Tigray	Misrakawi Tigray	Debubawi Tigray		Zone 1	Zone 3	Zone 5		
Vetch Split(Roasted).....	Kg	-	-	-	-	-	-	-	2.43	2.43	
Chick Peas Split(Roasted).....	Kg	-	3.57	-	-	3.57	-	-	-	-	
Fenugreek Milled.....	Kg	-	7.75	10.63	5.00	8.73	4.00	5.29	-	5.00	
<b>OIL SEEDS</b>											
Niger Seed.....	Kg	2.69	2.73	2.99	3.67	2.96	4.69	4.31	5.51	4.61	
Linseed White.....	Kg	-	-	-	-	-	-	5.26	-	5.26	
Linseed Black.....	Kg	3.05	3.00	3.17	3.36	3.15	4.89	4.76	4.68	4.77	
Sesame Seed.....	Kg	3.14	3.44	-	4.76	3.91	5.22	3.87	4.29	4.29	
Sunflower.....	Kg	3.85	2.08	-	1.97	2.10	3.00	2.77	2.33	2.73	
Castor Beans.....	Kg	3.62	2.51	2.73	4.56	2.99	-	-	4.27	4.27	
Rape Seed.....	Kg	2.32	2.05	5.33	4.35	3.36	3.19	3.71	5.14	3.80	
Ground Nut Shelled.....	Kg	1.31	-	-	-	1.31	-	5.28	-	5.28	
<b>PREPARED CEREAL PRODUCTS</b>											
Spaghetti (Local) Without Egg....	Kg	8.17	8.12	7.78	7.83	7.99	4.72	5.91	5.00	5.57	
Pastini.....	Kg	9.72	-	9.00	8.00	9.16	-	8.41	-	8.41	
Macaroni (Local) Without Egg....	Kg	5.97	6.18	6.02	5.94	6.04	5.00	5.13	4.97	5.08	
'Fafa' Flour.....	kg	-	2.11	2.34	-	2.28	-	6.00	-	6.00	
'Dube' Flour.....	kg	-	-	-	-	-	-	3.50	-	3.50	
<b>BREAD AND OTHER PREPARED FOODS</b>											
'Enjera' ('Teff' Mixed).....	325gm	1.03	.89	1.06	.97	.99	.95	.85	.76	.85	
'Dabo' (Traditional Ambasha)..	350gm	-	.72	1.19	.94	.98	-	.90	-	.90	
'Dabo' (Traditional Sheleto)..	350gm	.97	.99	1.10	.93	1.00	.90	.76	.57	.72	
Bread Wheat (Bakery).....	350gm	1.62	1.66	1.83	1.16	1.57	1.14	1.38	1.02	1.30	

Table 1 Part 1:- (Cont'd) Quarterly Average Retail Price of Goods and Services in Rural Areas by Killilil and Zone

April 2000 - June 2000  
Miazia 1992 - Sene 1992

ITEM	PRICE IN BIRR									
	KILLILIL AND ZONES									
	TIGRAY					AFFAR				
UNIT	Mirabawi Tigray	Mehakelegnaw Tigray	Misrakawi Tigray	Debubawi Tigray	Tigray Average	Zone 1	Zone 3	Zone 5	Affar Average	
<b>MEAT</b>										
Beef	11.83	10.96	11.11	10.83	11.15	-	10.72	6.53	9.38	
<b>FISH AND FISH PRODUCTS</b>										
Fish Fresh	-	-	-	-	-	-	-	-	-	
Sardines (Imported)	-	-	-	-	-	8.05	6.25	-	7.00	
<b>DIARY PRODUCTS AND EGG</b>										
Cow Milk (Unpasteurized)	2.78	2.63	2.67	2.95	2.79	3.03	1.98	-	2.25	
Cow Milk (pasteurized)	-	-	-	-	-	-	-	-	-	
Camel Milk	-	-	-	-	-	3.03	-	-	3.03	
Goat Milk	-	-	-	-	-	3.03	-	-	3.03	
Powdered Milk (Edget)	16.67	-	20.00	-	18.33	3.03	-	-	3.03	
Yoghurt (Traditional)	-	-	4.86	2.76	3.60	4.54	3.24	-	3.73	
Cheese Cottage	-	-	-	-	-	-	-	-	-	
Egg (Traditional)	4.25	3.17	3.20	3.01	3.33	4.80	3.80	3.44	3.91	
<b>OILS AND FATS</b>										
Butter Unrefined	28.21	26.12	35.56	34.14	31.60	33.63	29.74	35.54	32.06	
Cooking Oil (Imported)	16.78	14.27	13.37	13.53	13.88	12.28	13.52	14.52	13.55	
Cooking Oil (Local)	10.94	12.28	15.73	14.34	11.96	-	13.24	13.97	13.26	

Table 1 Part 1:- (Cont'd) Quarterly Average Retail Price of Goods and Services in Rural Areas by Killil and Zone

April 2000 - June 2000  
Miazia 1992 - Sene 1992

PRICE IN BIRR

K I L L I L A N D Z O N E S

ITEM	UNIT	TIGRAY				Tigray Average	AFFAR			Affar Average
		Mirabawi Tigray	Mehakelegnaw Tigray	Misrakawi Tigray	Debubawi Tigray		Zone 1	Zone 3	Zone 5	
<b>FISH AND FISH PRODUCTS</b>										
Beef	Kg	11.83	10.96	11.11	10.83	11.15	-	10.72	6.53	9.38
<b>DIARY PRODUCTS AND EGG</b>										
Fish Fresh	Kg	-	-	-	-	-	-	-	-	-
Sardines (Imported)	125gm	-	-	-	-	-	8.05	6.25	-	7.00
Cow Milk (Unpasteurized)	Lt	2.78	2.63	2.67	2.95	2.79	3.03	1.98	-	2.25
Cow Milk (pasteurized)	Lt	-	-	-	-	-	-	-	-	-
Camel Milk	Lt	-	-	-	-	-	3.03	-	-	3.03
Goat Milk	Lt	-	-	-	-	-	3.03	-	-	3.03
Powdered Milk (Edget)	450gm	16.67	-	20.00	-	18.33	3.03	-	-	3.03
Yoghurt (Traditional)	Lt	-	-	4.86	2.76	3.60	4.54	3.24	-	3.73
Cheese Cottage	Kg	-	-	-	-	-	-	-	-	-
Egg (Traditional)	Dozen	4.25	3.17	3.20	3.01	3.33	4.80	3.80	3.44	3.91
<b>OILS AND FATS</b>										
Butter Unrefined	Kg	28.21	26.12	35.56	34.14	31.60	33.63	29.74	35.54	32.06
Cooking Oil (Imported)	Lt	16.78	14.27	13.37	13.53	13.88	12.28	13.52	14.52	13.55
Cooking Oil (Local)	Lt	10.94	12.28	15.73	14.34	11.96	-	13.24	13.97	13.26

Table 1 Part 1 :- (Cont'd) Quarterly Average Retail Price of Goods and Services in Rural Areas by Killil and Zone

April 2000 - June 2000  
Miazia 1992 - Sene 1992

P R I C E I N B I R R

K I L L I L A N D Z O N E S										
ITEM	UNIT	T I G R A Y				Tigray Average	A F F A R			Affar Average
		Mirabawi Tigray	Mehakelegnaw Tigray	Misrakawi Tigray	Debubawi Tigray		Zone 1	Zone 3	Zone 5	
<b>VEGETABLES AND FRUITS</b>										
<b>VEGETABLES (FRESH)</b>										
Ethiopian Kale.....	Kg	1.15	-	-	.71	1.06	1.80	1.04	1.01	1.20
Cabbage.....	Kg	1.92	.92	1.07	.89	.99	1.09	1.72	.99	1.44
Lettuce.....	Kg	1.05	.77	.78	.75	.79	1.97	1.37	-	1.86
Spinach.....	Kg	.97	.63	.63	.56	.63	1.01	1.45	-	1.09
Carrot.....	Kg	1.99	2.22	1.52	1.77	1.72	1.83	1.75	-	1.79
Tomatoes.....	Kg	2.25	2.52	2.66	2.10	2.39	2.22	2.21	1.39	2.06
Onions.....	Kg	2.32	2.43	2.66	1.94	2.34	2.50	1.94	1.90	2.01
Garlics.....	Kg	4.64	5.67	5.42	3.86	4.88	4.67	4.20	2.04	3.95
Leaks.....	Kg	-	2.00	3.04	1.43	2.56	-	1.30	-	1.30
Pepper Green.....	Kg	4.94	4.32	4.30	3.08	3.87	6.89	4.29	2.84	4.34
Pumpkin.....	Kg	.49	.60	-	.75	.69	1.24	-	-	1.24
Green Peas.....	Kg	-	-	-	-	-	-	-	-	-
Beet Root.....	Kg	1.83	1.47	2.78	2.27	2.20	1.64	1.82	1.50	1.69
Cauliflower.....	Kg	-	-	-	-	-	-	-	-	-
<b>FRUITS FRESH</b>										
Banana.....	Kg	2.12	2.74	3.22	2.66	2.66	2.94	1.72	1.74	1.91
Orange.....	Kg	4.25	3.21	3.13	2.70	3.16	3.00	2.36	1.57	2.30
Lemon.....	Kg	2.27	1.67	2.61	2.05	2.06	2.98	2.74	2.89	2.82
Mandarine.....	Kg	-	-	-	2.83	2.83	3.25	-	-	3.25
Papaya.....	Kg	1.90	1.24	1.53	1.58	1.53	1.57	1.63	1.37	1.56
Grapes.....	Kg	-	-	-	-	-	-	-	-	-
Avocado.....	Kg	-	-	-	-	-	-	-	-	-
Mango.....	Kg	-	1.52	-	-	1.52	5.00	4.22	4.23	4.41
Cactus.....	Kg	-	.67	.69	.70	.68	2.32	-	-	2.32

Table 1 Part 1 :- (Cont'd) Quarterly Average Retail Price of Goods and Services in Rural Areas by Killilil and Zone

April 2000 - June 2000  
Miaxia 1992 - Sene 1992

PRICE IN BIRR

KILLILIL AND ZONES

ITEM	UNIT	TIGRAY				Tigray Average	AFFAR			Affar Average
		Mirabawi Tigray	Mehakelegnaw Tigray	Misrakawi Tigray	Debubawi Tigray		Zone 1	Zone 3	Zone 5	
<b>SPICES</b>										
Pepper Whole.....	Kg	13.72	15.73	18.12	14.66	15.54	15.08	14.64	14.70	14.71
Black Pepper(Local).....	Kg	-	-	25.00	-	25.00	-	-	-	-
Long Pepper(Local).....	Kg	10.54	14.85	15.19	14.47	13.76	-	12.44	13.79	13.12
White Cumin(Bishop's Weed)Local..	Kg	9.91	8.67	10.18	10.31	9.89	7.00	8.07	6.03	7.64
Black Cumin(Local).....	Kg	9.16	12.33	12.99	11.11	11.47	10.80	10.71	7.69	10.20
Ginger Dry(Local).....	Kg	6.45	9.83	10.84	9.21	9.28	5.33	5.36	-	5.35
Ginger Wet(Local).....	Kg	4.47	2.25	7.00	4.49	4.25	2.60	3.81	3.08	3.45
Cloves(Imported).....	Kg	-	50.00	50.00	-	50.00	-	-	-	-
Cinnamon(Imported).....	Kg	-	-	-	-	-	-	-	-	-
Cardamon(Local).....	Kg	19.01	22.52	23.35	22.76	21.69	25.40	20.34	12.78	19.01
Tumeric Flour(Local).....	Kg	6.03	8.16	7.33	9.21	8.11	4.00	9.68	5.35	7.72
Chillies Whole.....	Kg	17.19	-	-	5.77	16.19	4.86	15.67	-	11.34
Basil Dry.....	Kg	7.96	5.54	5.43	10.15	7.96	11.17	6.05	7.90	7.44
<b>POTATOES, OTHER TUBERS AND STEMS</b>										
Potato.....	Kg	2.43	2.67	2.15	1.95	2.24	2.17	2.74	1.71	2.48
Sweet Potato.....	Kg	-	1.00	-	.89	.92	1.50	.75	1.19	1.02
'Kocho' (Unprocessed).....	Kg	-	-	-	-	-	-	3.95	-	3.95
'Bula'.....	Kg	-	-	-	-	-	-	5.87	-	5.87
<b>COFFEE, TEA, CHAT AND BUCK-THORN LEAVES</b>										
Tea Leaves(Local).....	100gm	2.08	2.21	2.18	2.13	2.16	2.00	2.11	2.25	2.11
Coffee Whole.....	Kg	-	-	-	-	-	-	3.35	-	1.35
Coffee Beans.....	Kg	13.76	14.67	14.14	13.07	13.94	11.89	13.98	10.35	13.16
Coffee Leaves.....	Kg	-	-	-	-	-	-	3.40	-	3.40
Buck Thorn Leaves.....	Kg	2.71	2.89	4.08	3.27	3.22	2.75	2.01	3.12	2.48
'Chat'.....	Kg	30.00	-	-	7.03	8.56	8.65	10.21	6.82	9.24

Table 1 Part 1 :- (Cont'd) Quarterly Average Retail Price of Goods and Services in Rural Areas by Killil and Zone

April 2000 - June 2000  
Miazia 1992 - Sene 1992

## P R I C E I N B I R R

K I L L I L A N D Z O N E S										
ITEM	UNIT	T I G R A Y				Tigray Average	A F F A R			Affar Average
		Mirabawi Tigray	Mehakelegnaw Tigray	Misrakawi Tigray	Debubawi Tigray		Zone 1	Zone 3	Zone 5	
Malt-Barley.....	Kg	6.02	3.87	4.76	3.32	4.48	4.94	2.99	-	4.03
Malt-Wheat.....	Kg	-	-	-	2.82	2.82	-	2.67	-	2.67
<b>OTHER FOOD ITEMS</b>										
Salt.....	Kg	2.33	2.10	1.79	1.96	2.03	1.17	1.45	1.14	1.36
Sugar.....	Kg	6.23	6.26	6.25	6.36	6.28	5.11	5.17	5.30	5.18
Honey.....	Kg	11.04	12.95	17.96	15.77	14.75	15.56	-	14.79	15.22
Canned Tomato (Local).....	410gm	7.79	6.75	9.07	11.47	8.45	-	7.24	-	7.24
<b>FOOD TAKEN AWAY FROM HOME</b>										
Cup of Tea.....	No	.26	.25	.27	.26	.26	.30	.32	.25	.31
Cup of Coffee.....	No	.86	.68	1.00	.77	.81	1.00	.83	-	.87
Cup of Milk.....	No	.75	.72	.87	.80	.78	1.00	.93	-	.95
'Key Wot Yebere'.....	One Meal	4.21	3.65	3.44	3.00	3.58	-	4.29	-	4.29
'Key Wot Yebeg/Yefyel'.....	One Meal	4.91	4.01	3.94	3.49	4.02	5.00	4.58	3.00	4.47
<b>COST OF MILLING</b>										
Cereals.....	100Kg	13.89	12.11	10.91	10.96	11.96	10.00	10.57	10.00	10.38
Pulses.....	100Kg	28.68	23.71	24.55	21.60	24.84	20.00	10.10	19.38	13.50
Pepper Whole.....	100Kg	100.00	100.00	100.00	73.46	93.43	89.00	90.41	94.44	90.93
<b>BEVERAGES - NON ALCHOLIC</b>										
Ambo Mineral Water.....	500cc	2.97	2.99	2.82	2.39	2.80	2.00	2.00	2.00	2.00
Bure Mineral Water.....	500cc	3.00	-	-	2.21	2.60	-	2.00	-	2.00
Coca Cola/Fanta.....	300cc	2.94	3.03	2.73	2.53	2.76	2.22	2.00	2.00	2.04
Pepsi Cola/Mirinda.....	300cc	2.89	3.02	2.75	2.48	2.79	2.17	2.00	2.00	2.03

Table 1 Part 1 :- (Cont'd) Quarterly Average Retail Price of Goods and Services in Rural Areas by Killil and Zone

April 2000 - June 2000  
Miaxia 1992 - Sene 1992

PRICE IN BIRR										
KILLIL AND ZONES										
ITEM	UNIT	TIGRAY				Tigray Average	AFFAR			Affar Average
		Mirabawi Tigray	Mehakelegnaw Tigray	Misrakawi Tigray	Debubawi Tigray		Zone 1	Zone 3	Zone 5	
<b>BEVERAGES &amp; ALCOHOLIC</b>										
Araki (Local).....	900cc	40.00	20.33	21.33	26.06	26.64	20.14	22.52	26.44	23.03
Cognac (Local).....	900cc	23.43	20.89	21.67	-	21.91	-	-	-	-
Brandy (Local).....	900cc	-	-	-	-	-	-	-	-	-
Gin (Local).....	900cc	25.07	20.33	20.17	26.08	24.68	19.75	22.89	-	22.35
Saris Wine (Normal).....	750cc	11.72	-	-	-	11.72	-	6.09	8.78	6.87
'Katikalla'.....	Lt	7.72	13.33	16.66	8.45	8.96	5.88	8.54	7.58	8.15
Beer (Bedele).....	330cc	3.83	-	-	3.75	3.81	3.00	3.06	-	3.04
Beer (Harar).....	330cc	-	-	-	3.67	3.67	3.00	3.00	-	3.00
Beer (Meta Abo).....	330cc	4.18	4.00	3.74	3.56	3.84	3.00	3.13	3.00	3.08
'Tella'.....	Lt	.77	.80	.87	.66	.77	1.17	.80	.52	.81
'Tej' (Mead).....	Lt	2.72	2.55	2.61	2.49	2.58	1.36	1.59	2.01	1.62
<b>CIGARETTES AND TOBACCO</b>										
<b>CIGARETTES</b>										
Nyala.....	Packet	4.75	5.00	4.99	4.90	4.92	5.00	4.56	4.67	4.63
Gissila.....	Packet	-	-	-	-	-	-	1.70	-	1.70
Rothmans.....	Packet	9.76	9.93	9.95	9.27	9.72	7.44	7.78	8.00	7.76
<b>TOBACCO</b>										
'Gaya'.....	Kg	-	-	22.22	-	22.22	15.09	19.89	8.81	16.91

Table 1 Part 1 :- (Cont'd) Quarterly Average Retail Price of Goods and Services in Rural Areas by Killilil and Zone

April 2000 - June 2000  
Miazia 1992 - Sene 1992

P R I C E I N B I R R										
K I L L I L I L A N D Z O N E S										
ITEM	UNIT	T I G R A Y				Tigray Average	A F F A R			Affar Average
		Mirabawi Tigray	Mehakelegnaw Tigray	Misrakawi Tigray	Debubawi Tigray		Zone 1	Zone 3	Zone 5	
<b>CLOTHING AND FOOT WEAR</b>										
<b>CLOTHING</b>										
Abujedid(Akaki/Bahir Dar)91cm.	Meter	3.35	3.46	3.45	3.85	3.50	3.75	3.85	4.00	3.84
Abujedid(Komb./Arba Min.)150cm	Meter	7.00	6.00	-	6.15	6.18	5.25	6.00	-	5.77
Khaki(S-10,000 Twil)110cm.....	Meter	-	9.00	-	7.00	8.00	-	-	-	-
Khaki(Akaki)91cm.....	Meter	-	6.97	15.00	-	10.18	-	-	-	-
Wool-England 100%.....	Meter	-	-	-	-	-	-	-	-	-
Tetron(Arba Minch).....	Meter	26.86	20.00	22.00	-	25.20	-	-	-	-
Poplin(Dire Dawa)105cm.....	Meter	7.38	6.29	6.42	6.44	6.60	5.25	6.29	-	5.91
Poplin(Komb./Arba Minch)150cm.	Meter	7.00	-	-	12.00	8.25	-	-	-	-
Nylon(Mojo).....	Meter	12.08	9.45	10.07	10.33	10.39	-	9.61	8.67	9.23
Polyster(Arba Minch/Awasa)....	Meter	19.25	-	-	-	19.25	-	-	-	-
Jersi.....	Meter	22.67	15.50	17.18	16.88	16.78	-	-	-	-
Cotton.....	Kg	5.85	6.10	6.50	6.76	6.30	-	4.52	5.96	4.91
<b>COST OF TAILORING</b>										
Woolen Suit (Men).....	No	355.00	-	-	180.00	250.00	-	291.00	-	291.00
Khaki Suit (Men).....	No	27.78	40.00	28.83	30.00	29.52	-	70.00	-	70.00
Khaki Suit (Boys).....	No	19.45	21.67	14.67	13.14	16.10	-	46.67	-	46.67
<b>READY-MADE / FOR ADULTS</b>										
'Netela'.....	No	18.22	22.67	24.14	20.90	21.95	-	24.95	21.33	24.12
'Gabi'.....	No	60.03	64.76	95.24	73.63	76.87	50.00	48.17	-	48.43
Shirts Long Sleeved (Local).....	No	25.71	-	-	-	25.71	38.00	35.00	27.11	32.06
Shirts Short Sleeved (Local).....	No	-	-	-	-	-	36.67	26.00	-	34.00
Shirts Long Sleeved (Imported)...	No	49.68	65.00	81.67	55.08	56.68	65.56	62.56	35.67	58.23
Shirts Short Sleeved (Imported)..	No	48.33	-	-	-	48.33	50.00	55.20	-	54.33

Table 1 Part 1 :- (Cont'd) Quarterly Average Retail Price of Goods and Services in Rural Areas by Killil and Zone

April 2000 - June 2000  
Miazia 1992 - Sene 1992

PRICE IN BIRR

KILLIL AND ZONES

ITEM	UNIT	TIGRAY				Tigray Average	AFFAR			Affar Average
		Mirabawi Tigray	Mehakelegnaw Tigray	Misrakawi Tigray	Debubawi Tigray		Zone 1	Zone 3	Zone 5	
Socks (Cotton) Imported.....	Pair	8.52	6.86	7.53	7.85	7.88	9.00	9.31	-	9.22
Sweater (Local) Men.....	No	78.00	-	86.67	37.50	64.40	37.50	-	-	37.50
Sweater (Local) Women.....	No	54.20	-	-	37.00	49.29	67.50	-	-	67.50
Shash (Imported).....	No	10.30	9.21	11.30	18.87	12.15	11.50	18.75	10.00	15.32
Singlets (Local) White.....	No	12.14	11.13	-	15.00	11.94	9.89	12.25	10.75	10.67
Jeans Trouser.....	No	78.35	71.50	82.19	81.42	79.14	93.89	102.50	-	98.42
Woolen Suit.....	No	-	-	-	-	-	-	-	-	-
'Kemisna Netela'.....	No	133.33	-	136.84	-	135.14	-	115.00	-	115.00
Sweater-Men (Imported).....	No	136.83	-	160.00	140.00	145.94	67.50	150.00	-	95.00
Sweater-Women (Imported).....	No	87.67	-	111.67	-	99.67	-	-	-	-
Nylon Dress.....	No	-	58.67	-	-	58.67	-	-	-	-
Tetron Trouser.....	No	-	-	-	-	-	-	-	-	-
Leather Jacket.....	No	335.83	200.00	313.33	-	314.69	-	-	-	-
Under Wear China.....	No	24.78	-	22.67	-	24.25	-	-	-	-
<b>READY-MADE / FOR CHILDREN</b>										
Sweater (Local) for Boys.....	No	33.50	-	15.33	-	19.88	13.00	-	-	13.00
Socks (Imported) Cotton.....	Pair	5.83	5.88	5.89	6.21	6.00	6.00	6.33	-	6.20
Jeans Trouser.....	No	62.67	-	100.00	59.67	64.15	47.88	60.33	-	53.21
Shirt Long Sleeved(Imported)Boys. No	No	22.33	-	-	-	22.33	36.60	60.00	-	45.38
Sweater (England) for Girls.....	No	-	-	-	-	-	-	-	-	-
Short for Boys.....	No	13.17	10.55	7.28	8.72	9.16	-	-	-	-

Table 1 Part 1 :- (Cont'd) Quarterly Average Retail Price of Goods and Services in Rural Areas by Killilil and Zone

April 2000 - June 2000  
Miazia 1992 - Sene 1992

P R I C E I N B I R R

		K I L L I L I L A N D Z O N E S								
ITEM	UNIT	T I G R A Y				Tigray Average	A F F A R			Affar Average
		Mirabawi Tigray	Mehakelegnaw Tigray	Misrakawi Tigray	Debubawi Tigray		Zone 1	Zone 3	Zone 5	

FOOTWEAR (MEN AND WOMEN)

Anbessa Leather Shoes Men(Local)Pair	-	-	-	-	-	-	-	-	-	-
Leather Shoes Men (Croft)..... Pair	151.33	-	-	-	151.33	-	-	-	-	-
Walking Shoes(Imp.) Non-Leather Pair	170.00	-	146.11	-	152.08	110.00	112.50	-	111.67	-
Canvas Shoes (Local) Men..... Pair	22.53	-	19.89	24.00	22.59	23.00	-	-	23.00	-
Canvas Shoes (China) Men..... Pair	27.67	-	26.22	23.50	25.56	23.89	24.67	-	24.33	-
Plastic Shoes (Local) Women.... Pair	11.40	10.42	9.90	10.83	10.61	10.78	10.49	9.89	10.44	-
Slippers Sponge Adult (China).. Pair	8.60	10.21	9.46	9.67	9.34	9.78	9.44	9.00	9.45	-
Boots for Men Plastic (Local).. Pair	-	50.00	-	-	50.00	-	-	-	-	-

Table 1 Part 1 :- (Cont'd) Quarterly Average Retail Price of Goods and Services in Rural Areas by Killilil and Zone

April 2000 - June 2000  
Miazia 1992 - Sene 1992

PRICE IN BIRR										
KILLILIL AND ZONES										
ITEM	UNIT	TIGRAY				Tigray Average	AFFAR			Affar Average
		Mirabawi Tigray	Mehakelegnaw Tigray	Misrakawi Tigray	Dehubawi Tigray		Zone 1	Zone 3	Zone 5	
<b>CONSTRUCTION MATERIALS, WATER, AND FUEL AND POWER</b>										
<b>CONSTRUCTION MATERIALS</b>										
Cement/Bag/(Local).....	50Kg	50.04	44.14	45.88	45.57	46.74	40.00	39.67	39.00	39.69
Lime.....	Kg	2.06	-	.90	1.04	1.38	1.72	-	-	1.72
Nail (7cm - 12cm).....	Kg	10.41	10.32	10.68	9.41	10.17	-	-	-	9.78
Nail With Cape.....	Kg	11.39	11.80	11.94	11.28	11.66	12.00	10.22	8.33	11.70
Corrugated Iron Sheet (.2mm).....	No	35.14	39.00	41.83	38.53	38.09	-	38.00	-	38.00
Wood for House Construction('Atana')..	No	6.26	5.67	6.89	8.83	6.69	-	10.56	-	10.56
Wall Paints-Super (Fluid) Normal.....	4Kg	64.33	62.00	60.11	61.75	62.00	63.50	63.11	-	63.18
Wall Paints-Super (Fluid) Plastic....	4Kg	95.33	-	92.78	105.00	97.68	-	95.50	-	95.50
Coarse Aggregate Gravel.....	Meter Cube	86.00	-	-	-	86.00	-	-	-	-
Hollow Concrete Block(20x20x40 cm Cube)No		2.83	-	3.38	-	3.16	-	2.35	-	2.35
Bricks (25cm x 12cm x 6cm).....	No	-	-	-	-	-	-	-	-	-
Floor Board 4m Length.....	No	65.33	-	87.67	-	76.50	25.00	-	-	25.00
Iron Pipe 6mt. (1/2 inch Wide) Local..	No	58.17	-	52.33	48.00	53.35	48.33	-	-	48.33
Chipwood (125cm x 250cm x 8mm).....	No	-	-	62.50	-	62.50	120.00	-	-	120.00
Sand.....	Meter Cube	18.88	-	-	-	18.88	-	-	-	-
Gutter N# 32.....	Meter	-	-	-	-	-	-	-	-	-
Window Glass (50cm x 50cm x 3mm).....	No	-	-	-	-	-	-	-	-	-
Water Tanker (1meter cube).....	No	-	-	-	-	-	-	-	-	-
Stone for House Construction..	Meter Cube	40.31	-	-	-	40.31	-	65.08	-	65.08
<b>WATER</b>										
Water.....	Meter Cube	8.05	6.90	6.17	5.23	6.74	5.00	5.02	-	5.01

Table 1 Part 1 :- (Cont'd) Quarterly Average Retail Price of Goods and Services in Rural Areas by Killil and Zone

April 2000 - June 2000  
Miazia 1992 - Sene 1992

## P R I C E I N B I R R

K I L L I L A N D Z O N E S										
I T E M	U N I T	T I G R A Y				Tigray Average	A F F A R			Affar Average
		Mirabawi Tigray	Mehakelegnaw Tigray	Misrakawi Tigray	Debubawi Tigray		Zone 1	Zone 3	Zone 5	

## FUEL AND POWER

Fire Wood.....	Meter Cube	55.86	49.54	95.56	55.00	64.29	56.85	52.82	58.46	54.75
Charcoal.....	Kg	.68	.92	.97	.93	.92	.87	.98	-	.95
Dung Cake.....	Kg	2.88	-	-	-	2.88	-	-	-	-
Kerosine.....	Lt	3.04	2.82	2.62	2.95	2.82	3.34	3.18	3.09	3.19
Diesel.....	Lt	3.44	2.84	2.42	3.10	2.99	3.12	3.04	-	3.06
Electric.....	K.Watt	-	-	-	.38	.38	-	-	-	-
Matches.....	Box	.31	.25	.25	.25	.26	.26	.25	.25	.25
Candles.....	No	1.00	1.00	.99	1.00	1.00	1.00	.99	1.00	1.00
Buthane Gas (Shell).....	12.5 Kg	-	-	-	-	-	-	-	-	-
Eveready Drycell.....	No	2.00	2.00	1.98	1.97	1.99	2.00	1.90	1.86	1.91

## FURNITURE, FURNISHING, HOUSEHOLD EQUIPMENT AND OPERATION

## CHAIRS, TABLES, ETC.

Table Wanza (Machine made) Varnished..	No	-	-	-	-	-	-	-	-	-
Table Wanza (Hand made) Not Varnished..	No	-	-	-	-	-	-	-	-	-
Chairs Wanza (Machine Made) Varnished..	No	-	-	-	-	-	-	-	-	-
Chairs Wanza (Hand Made) Varnished....	No	-	-	-	-	-	-	-	-	-
Cupboard Wanza (2 doors) Varnished....	No	-	-	-	-	-	-	-	-	-
Double Bed Wanza (120cm) Varnished....	No	-	-	-	553.33	553.33	-	-	-	-
Sofas (Complete).....	No	-	-	-	-	-	-	-	-	-
Book Shelves Wanza (3 Shelves) no Door	No	-	-	-	-	-	-	-	-	-

## FURNISHINGS &amp; REPAIRS

Bed Sheet (Non-Patterned Bahir Dar)										
1.90m x 2.50m.....	Pair	43.50	40.00	42.86	40.44	42.47	40.00	43.53	-	42.94
Bed Sheet(Patterned Kombolcha)										
1.90m x 2.50m.....	Pair	-	-	52.67	-	52.67	-	60.00	-	60.00

Table 1 Part 1 :- (Cont'd) Quarterly Average Retail Price of Goods and Services in Rural Areas by Killilil and Zone

April 2000 - June 2000  
Miazia 1992 - Sene 1992

PRICE IN BIRR

KILLILIL AND ZONES

ITEM	UNIT	TIGRAY				Tigray Average	AFFAR			Affar Average
		Mirabawi Tigray	Mehakelegnaw Tigray	Misrakawi Tigray	Debubawi Tigray		Zone 1	Zone 3	Zone 5	
Bed Cover(Patterned Kombolcha).....	No	-	-	-	-	-	55.00	-	55.00	
Blanket Woolen(Debre B.)160cm x 220cm. No		76.44	-	87.04	-	-	-	-	-	
Mattress-Sponge (A.A Foam) 120cm.....	No	317.50	-	311.43	89.79	85.90	-	-	310.00	
Towel-Local (Kombolcha).....	No	-	-	-	-	314.67	330.00	300.00	310.00	
<b>EARTHEN WARE</b>							12.67	11.33	12.00	
Water Pot.....	No	-	-	-	-	-	-	-	-	
'Jebena' Medium Size.....	No	4.92	6.13	6.60	6.90	6.14	-	4.78	4.63	
'Mitad' (Griddle of Clay).....	No	1.74	1.49	2.21	2.38	1.94	3.94	2.25	2.53	
Local Stove '(Lakech).....	No	7.90	5.20	6.30	8.95	6.88	20.00	11.85	10.33	
Cup for Coffee (China).....	No	-	-	-	11.14	11.14	13.50	8.50	10.38	
<b>STRAW, BAMBOO AND OTHERS</b>							1.03	1.01	1.04	
'Sefed'.....	No	5.70	7.00	13.32	11.09	10.01	4.58	6.50	5.44	
Sack 100kg Capacity.....	No	3.15	-	2.90	3.00	3.02	5.00	-	5.72	
<b>METAL WARE</b>									5.00	
Cooking Pan Medium (Local).....	No	18.84	20.55	18.25	21.44	19.58	31.44	29.91	31.54	
Tray (Nickel) Medium N° 45 Local.....	No	16.92	14.00	-	18.78	17.90	-	-	39.20	
Electric 'Mitad' Aluminium.....	No	365.00	-	-	-	365.00	-	-	-	
Gas Stove (Kerosine) China.....	No	-	-	43.65	43.00	43.57	51.63	47.00	46.23	
<b>PLASTIC WARE (LOCAL MADE)</b>										
Jerrycan (20 Litres).....	No	25.83	30.57	25.24	27.59	26.98	17.78	20.71	30.00	
Bucket (20 Litres).....	No	17.82	17.38	15.88	16.65	16.84	17.04	17.11	23.92	

Table 1 Part 1 :- (Cont'd) Quarterly Average Retail Price of Goods and Services in Rural Areas by Killilil and Zone

April 2000 - June 2000  
Miazia 1992 - Sene 1992

PRICE IN BIRR

KILLILIL AND ZONES

ITEM	UNIT	TIGRAY					AFFAR			Affar Average
		Mirabawi Tigray	Mehakelegnaw Tigray	Misrakawi Tigray	Debubawi Tigray	Tigray Average	Zone 1	Zone 3	Zone 5	
Bed Cover(Patterned Kombolcha).....	No									
Blanket Woolen(Debre B. 1160cm x 220cm. No		76.44		87.04	89.79	85.90	-	55.00	-	55.00
Mattress-Sponge (A.A Foam) 120cm.....	No	317.50		311.43		314.67	330.00	300.00		310.00
Towel-Local (Kombolcha).....	No						12.67	11.33		12.00
<b>EARTHEN WARE</b>										
Water Pot.....	No	4.92	6.13	6.60	6.90	6.14		4.78	4.33	4.63
'Jebena' Medium Size.....	No	1.74	1.49	2.21	2.38	1.94	3.94	2.25	2.22	2.53
'Mitad' (Griddle of Clay).....	No	7.90	5.20	6.30	8.95	6.88	20.00	11.85	10.33	12.19
Local Stove '(Lakech).....	No				11.14	11.14	13.50	8.50		10.38
Cup for Coffee (China).....	No	1.40	1.38	1.26	1.29	1.33	1.03	1.01	1.17	1.04
<b>STRAW, BAMBOO AND OTHERS</b>										
'Sefed'.....	No	5.70	7.00	13.32	11.09	10.01	4.58	6.50	5.44	5.72
Sack 100Kg Capacity.....	No	3.15		2.90	3.00	3.02	5.00			5.00
<b>METAL WARE</b>										
Cooking Pan Medium (Local).....	No	18.84	20.55	18.25	21.44	19.58	31.44	29.91	39.20	31.54
Tray (Nickel) Medium N° 45 Local.....	No	16.92	14.00		18.78	17.90				
Electric 'Mitad' Aluminium.....	No	365.00				365.00				
Gas Stove (Kerosine) China.....	No			43.65	43.00	43.57	51.63	47.00	39.38	46.23
<b>PLASTIC WARE (LOCAL MADE)</b>										
Jerrycan (20 Litres).....	No	25.83	30.57	25.24	27.59	26.98	20.71	30.00		23.92
Bucket (20 Litres).....	No	17.82	17.38	15.88	16.65	16.84	17.78	17.04	17.11	17.21

Table 1 Part 1 :- (Cont'd) Quarterly Average Retail Price of Goods and Services in Rural Areas by Killil and Zone

April 2000 - June 2000  
Miazia 1992 - Sene 1992

P R I C E I N B I R R

K I L L I L A N D Z O N E S										
ITEM	UNIT	T I G R A Y				Tigray Average	A F F A R			Affar Average
		Mirabawi Tigray	Mehakelegnaw Tigray	Misrakawi Tigray	Debubawi Tigray		Zone 1	Zone 3	Zone 5	
<b>GLASS WARE</b>										
Glass for Tea (Duralax).....	No	3.00	3.02	3.01	3.02	3.01	3.39	3.05	-	3.14
<b>OTHER HOUSEHOLD EQUIPMENT</b>										
Kerosine Lamp.....	No	25.83	26.53	23.67	17.65	23.54	28.22	23.20	24.56	24.71
'Kuraz' Small Local Kerosine Lamp.....	No	1.83	1.40	1.38	1.46	1.50	-	1.28	1.06	1.21
Flash Light.....	No	6.50	6.04	6.00	6.65	6.39	6.56	6.29	-	6.37
Electric Bulb Philips(40/60 Watt).....	No	3.08	3.00	3.00	-	3.01	-	-	-	-
<b>HOUSEHOLD OPERATION</b>										
Hard Soap (Local).....	200gm	2.12	2.21	1.98	2.04	2.08	2.00	1.90	1.68	1.87
Hard Soap (Imported).....	200gm	2.68	2.75	2.58	2.52	2.63	2.38	2.35	2.43	2.37
Detergent (Omo).....	50gm	-	1.50	-	1.50	1.50	1.08	1.15	-	1.14
Incense.....	Kg	19.75	18.75	16.23	18.25	17.69	17.43	19.90	-	18.46
Sandal Wood.....	No	.25	.25	.25	.26	.25	.29	.24	.25	.25
Toilet Paper (Mamko).....	Roll	3.00	3.04	3.05	3.08	3.04	3.00	3.07	-	3.06
<b>DRY CLEANING</b>										
Dry Cleaning (Suit Men).....	No	-	-	15.00	-	15.00	-	-	-	-
<b>DOMESTIC SERVICE</b>										
Maid Servant.....	Month	20.83	22.46	27.22	22.41	23.08	47.22	36.21	26.67	36.47
Unskilled Service (Daily Laborer).....	Day	8.53	7.23	8.61	6.80	7.74	6.67	6.84	4.89	6.49

Table 1 Part 1 :- (Cont'd) Quarterly Average Retail Price of Goods and Services in Rural Areas by Killilil and Zone

April 2000 - June 2000  
Miazia 1992 - Sene 1992

PRICE IN BIRR

KILLILIL AND ZONES

ITEM	UNIT	TIGRAY				Tigray Average	AFFAR			Affar Average
		Mirabawi Tigray	Mehakelegnaw Tigray	Misrakawi Tigray	Dehubawi Tigray		Zone 1	Zone 3	Zone 5	
<b>MEDICAL CARE</b>										
Ampicillin(250 mg) Local.....	56 Caps	22.91	17.28	20.77	22.96	21.65	19.60	26.27	-	24.79
Dichlorophine(500 mg) Local.....	6 Pills	2.03	1.35	1.70	1.62	1.83	1.00	2.00	-	1.92
Tetracycline(250mg) Local.....	56 Caps	11.98	11.51	13.60	9.97	11.76	9.93	11.57	-	10.96
Penicillin Injection(4 Mu. Local). Bottle		4.33	4.02	3.93	4.21	4.14	3.30	4.33	-	4.08
Chloramphenicol(250mg) Local.....	56 Caps	14.00	13.30	12.00	14.19	13.32	14.33	23.10	-	19.34
Dipron(500mg) Local.....	20 Pills	2.88	2.79	2.10	2.44	2.60	2.67	3.66	-	3.30
Cough Syrup (Berantine) Local.....	125cc	9.06	8.09	7.69	7.81	8.21	8.07	11.18	-	10.10
Bactrim(480mg) Local.....	30 Pills	12.00	5.00	9.00	3.20	7.45	-	15.33	-	15.33
Vermox(100mg) Local.....	12 Pills	3.37	1.90	2.25	1.67	2.50	-	6.00	-	6.00
Mezel(250mg) Local.....	30 Caps	6.32	6.22	5.68	5.09	5.87	5.22	6.17	-	5.81
Asprin (300 mg) Local.....	20 Pills	2.44	2.11	1.92	1.88	2.11	2.33	3.00	-	2.57
<b>OTHER MEDICAL EXPENSES</b>										
Doctor's Fee (Government)..... per visit		.50	.47	.66	.52	.53	1.00	1.00	-	1.00
Doctor's Fee (Private)..... per visit		10.00	-	15.00	10.00	10.63	3.00	10.00	-	7.20
Injection (Service Charge)..... Once		1.50	-	.80	1.00	1.00	-	1.00	-	1.00
<b>TRANSPORT AND COMMUNICATION</b>										
<b>TRANSPORT</b>										
Benzene.....	Lt	3.10	3.07	3.03	-	3.06	4.00	3.00	-	3.25
Motor Oil (Mobil).....	Lt	20.00	18.70	17.40	18.86	18.74	-	16.90	-	16.90
Car Washing and Greasing.....	No	-	25.00	-	-	25.00	-	-	-	-
Animal Transport fare.....	Trip	30.00	-	27.22	11.39	20.00	-	37.22	-	37.22
Cart Fare.....	Trip	-	-	-	-	-	-	1.00	-	1.00

Table 1 Part 1 :- (Cont'd) Quarterly Average Retail Price of Goods and Services in Rural Areas by Killil and Zone

April 2000 - June 2000  
Miazia 1992 - Sene 1992

P R I C E I N B I R R

K I L L I L A N D Z O N E S

ITEM	UNIT	T I G R A Y				Tigray Average	A F F A R			Affar Average
		Mirabawi Tigray	Mehakelegnaw Tigray	Misrakawi Tigray	Dehubawi Tigray		Zone 1	Zone 3	Zone 5	
<b>ENTERTAINMENT AND EDUCATION</b>										
<b>EQUIPMENT AND ACCESSORIES</b>										
T.V. Set Philips 21 inch(Colored)..... No		-	-	-	-	-	-	-	-	-
Cassette Recorded Original(Local Music)No		-	-	-	13.00	13.00	13.78	13.00	-	13.58
Radio Set Philips 3 Band..... No	110.00	-	-	160.00	-	135.00	-	160.00	-	160.00
Tape Recorder National (2 Speaker).... No		-	-	-	-	-	-	-	-	-
Expense for Photograph(Passport size)4Pho	4.25	4.39	4.04	3.50	3.98	4.00	4.00	-	-	4.00
Newspaper (Addis Zemen)..... No	.50	-	.65	.50	.52	-	.50	-	-	.50
<b>EDUCATION</b>										
Exercise Book (50 Leaves) Local..... No	2.06	2.17	2.44	1.98	2.21	2.00	1.84	1.75	-	1.86
Pencil (China)..... No	.30	.25	.25	.27	.27	.28	.28	.25	-	.27
Ball Point-Bic England..... No	1.03	1.19	1.22	1.15	1.16	1.00	1.00	-	-	1.00
Day School Fee-Public(Grade 7 & 8)..Month	-	-	-	-	-	-	-	-	-	-
Day School Fee-Private(Grade 9-12)..Month	-	-	-	-	-	-	-	-	-	-
Night School Fee-Government(Gr.9-12)Month	16.83	-	-	16.11	16.29	25.00	-	-	-	25.00
<b>PERSONAL CARE AND EFFECTS</b>										
<b>PERSONAL CARE</b>										
Lux Toilet Soap..... 90gm	3.52	3.60	3.60	3.54	3.56	3.60	3.60	-	-	3.60
Blade-TOPAZ..... No	.29	.25	.25	.26	.26	.29	.26	.26	.26	.26
Hair Dressing (Traditional)..... No	2.66	2.82	3.09	2.38	2.72	2.00	-	1.22	-	1.61
Hair Dressing (Modern)..... No	8.11	5.00	6.33	6.00	6.66	7.50	8.00	-	-	7.77
Barbery (Mens Hair Cut)..... No	2.96	3.00	3.74	2.73	3.03	3.11	3.29	-	-	3.23
Paraffin Hair Oil..... 330cc	9.94	8.00	-	8.00	9.17	12.00	8.13	-	-	8.68
Zenith Hair Oil..... 330cc	8.75	8.34	8.81	8.68	8.63	8.11	8.06	8.00	-	8.06

Table 1 Part 1 :- (Cont'd) Quarterly Average Retail Price of Goods and Services in Rural Areas by Killil and Zone

April 2000 - June 2000  
Miazia 1992 - Sene 1992

## P R I C E I N B I R R

		K I L L I L A N D Z O N E S								
ITEM	UNIT	T I G R A Y				Tigray Average	A F F A R			Affar Average
		Mirabawi Tigray	Mehakelegnaw Tigray	Misrakawi Tigray	Debubawi Tigray		Zone 1	Zone 3	Zone 5	
<b>PERSONAL EFFECTS</b>										
Umbrella-Men Medium (Local).....	No	25.54	25.80	22.89	26.17	25.15	-	26.00	25.78	25.85
Umbrella-Women Medium (Imported).....	No	21.56	19.17	20.00	25.17	21.67	17.78	21.17	-	20.04
Hand Bag (Imported Synthetic).....	No	-	-	162.00	-	162.00	-	-	-	-
Belt (Local) Machine Made.....	No	10.00	10.00	10.41	11.13	10.34	8.38	9.08	10.00	9.14
Belt (Local) Hand Made.....	No	4.58	-	4.30	3.22	3.99	-	2.00	-	2.00
<b>JEWELLERY</b>										
Seiko-21 Jewels Automatic (Men).....	No	-	-	-	-	-	-	-	-	-
Seiko-21 Jewels Automatic (Women).....	No	-	-	-	-	-	-	-	-	-
Earrings (4gm 18 carat Local).....	Pair	240.00	200.00	200.00	220.00	223.33	293.33	330.00	-	302.50
Neck Laces (6gm 21 carat Imported).....	No	545.00	480.00	493.89	510.00	508.96	540.00	585.00	-	562.50
Rings (4gm 18 carat Local).....	No	241.33	200.00	201.67	220.00	230.65	293.33	330.00	-	302.50
<b>LIVESTOCK AND DRAUGHT ANIMALS</b>										
<b>LIVESTOCK</b>										
Sheep (10-15Kg).....	No	72.84	78.35	72.86	75.04	74.93	101.00	52.21	45.11	58.79
Goat (10-15Kg).....	No	100.71	79.17	78.57	66.81	81.24	118.44	53.93	47.78	62.68
Heifer (2-4 Years).....	No	511.53	373.57	352.18	338.49	396.68	387.78	264.62	312.22	314.19
Cow (4 Years and Above).....	No	640.74	502.81	500.35	459.08	529.79	640.00	560.00	581.11	592.50
Bull (2-4 Years).....	No	502.95	497.23	450.00	400.00	464.48	504.44	310.59	320.00	362.86
Ox (4 Years and Above).....	No	762.38	625.53	763.38	640.98	694.37	781.11	730.91	844.44	781.72
Hen (Indigenous).....	No	9.09	8.08	10.06	7.63	8.68	11.44	7.79	7.22	8.42
Cock (Indigenous).....	No	10.38	9.84	12.51	9.21	10.44	13.33	13.27	8.00	12.10

Table 1 Part 1 :- (Cont'd) Quarterly Average Retail Price of Goods and Services in Rural Areas by Killilil and Zone

April 2000 - June 2000  
Miazia 1992 - Sene 1992

P R I C E I N B I R R										
K I L L I L I L A N D Z O N E S										
ITEM	UNIT	T I G R A Y				Tigray Average	A F F A R			Affar Average
		Mirabawi Tigray	Mehakelegnaw Tigray	Misrakawi Tigray	Debubawi Tigray		Zone 1	Zone 3	Zone 5	
<b>DRAUGHT ANIMALS</b>										
Donkey.....	No	305.49	238.11	226.45	197.98	243.29	293.33	226.67	306.67	289.52
Horse.....	No	602.50	-	-	740.00	636.88	-	-	-	-
Mule.....	No	1075.00	-	917.78	-	957.08	-	-	-	-
<b>FARM EQUIPMENT (INDUSTRIAL PRODUCT)</b>										
Sickel.....	No	11.96	7.00	7.44	15.43	11.10	12.00	12.64	-	12.56
Pick Axe ('Doma').....	No	14.60	-	18.70	13.13	15.87	-	-	-	-
'Gejera'.....	No	18.50	18.50	12.92	-	15.15	-	17.80	-	17.80
<b>FARM EQUIPMENT (HAND MADE)</b>										
'Mofer'.....	No	-	13.63	36.43	10.46	20.41	-	8.75	28.11	20.37
'Kember'.....	No	-	11.97	21.25	6.75	13.60	-	3.00	9.67	8.00
'Digr'.....	No	-	1.80	4.12	2.50	2.73	-	1.50	1.94	1.83
Plough.....	No	35.26	30.30	32.92	23.74	29.82	14.67	21.00	24.11	20.50
Sickel.....	No	4.50	3.40	4.17	2.80	3.64	3.75	6.00	2.72	3.36
'Wegel'.....	No	8.79	4.96	4.69	4.51	5.22	5.00	4.25	4.22	4.41
<b>MISCELLANEOUS GOODS AND SERVICES</b>										
Coffin (Medium Quality).....	No	-	-	-	-	-	-	-	-	-

Table 4 Part 1 :- (Cont'd) Annual Average Retail Price of Goods and Services in Rural Areas by Killilil and Zone

July 1999 - June 2000  
Hamle 1991 - Sene 1992

PRICE IN B I R R

K I L L I L A N D Z O N E S

ITEM	UNIT	T I G R A Y				Tigray Average	A F F A R			Affar Average
		Mirabawi Tigray	Mehakelegnaw Tigray	Misrakawi Tigray	Dehubawi Tigray		Zone 1	Zone 3	Zone 5	

CEREALS UNMILLED

'Teff' White.....	Kg	2.30	2.56	2.73	2.46	2.49	2.89	2.46	2.02	2.45
'Teff' Mixed.....	Kg	2.13	2.35	2.69	2.27	2.34	2.72	2.39	1.96	2.39
'Teff' Black (Red).....	Kg	2.02	2.15	2.61	2.20	2.23	2.54	2.33	-	2.35
Wheat White.....	Kg	2.27	2.44	2.31	2.02	2.25	2.51	2.27	2.33	2.32
Wheat Mixed.....	Kg	1.93	1.90	2.11	1.96	2.03	2.36	2.14	2.06	2.18
Wheat Black.....	Kg	1.82	1.82	2.10	2.03	2.00	2.27	2.28	2.27	2.28
Barley White.....	Kg	2.21	2.43	2.33	1.96	2.22	2.51	2.20	2.42	2.29
Barley Mixed.....	Kg	1.60	1.82	2.29	1.94	1.96	2.35	2.17	2.32	2.24
Barley Black.....	Kg	1.55	2.46	2.36	2.01	2.13	2.34	2.26	-	2.27
Barley for Beer.....	Kg	1.50	-	-	-	1.50	2.50	2.32	-	2.32
Maize.....	Kg	1.34	1.68	2.03	1.66	1.70	1.17	1.67	1.25	1.53
Durrah.....	Kg	-	1.77	2.11	1.97	1.93	2.55	1.92	-	2.07
Sorghum Yellow.....	Kg	1.33	1.72	1.84	1.84	1.66	2.53	1.94	1.85	2.03
Sorghum White.....	Kg	1.31	1.70	1.79	1.83	1.63	2.50	2.01	1.55	1.82
Sorghum Red.....	Kg	1.37	1.64	1.87	1.76	1.65	2.40	1.84	1.59	1.86
African Millet.....	Kg	1.37	1.95	2.27	2.32	1.80	-	-	-	-
Rice.....	Kg	5.94	6.00	5.92	5.59	5.82	4.99	4.97	-	4.97
Oats.....	Kg	-	-	-	-	-	4.09	3.55	-	3.82
Hulled Barley.....	Kg	-	-	2.34	1.94	2.33	3.40	-	-	3.40

CEREALS MILLED

'Teff' White.....	Kg	-	-	-	2.05	2.05	3.12	3.04	-	3.06
'Teff' Mixed.....	Kg	-	-	-	2.60	2.60	2.85	2.95	-	2.90
'Teff' Black (Red).....	Kg	-	1.83	3.32	1.62	2.88	2.68	2.68	-	2.68
Wheat White.....	Kg	-	-	2.67	2.17	2.57	2.50	2.53	-	2.52
Wheat Mixed.....	Kg	-	1.54	2.61	2.37	2.45	2.38	2.45	-	2.42
Barley White.....	Kg	-	3.92	3.04	2.62	2.76	-	3.47	-	3.47
Barley Mixed.....	Kg	-	-	1.63	-	1.63	-	-	-	-

Table 4 Part 1 :- (Cont'd) Annual Average Retail Price of Goods and Services in Rural Areas by Killil and Zone

July 1999 - June 2000  
Hamle 1991 - Sene 1992

P R I C E I N B I R R

K I L L I L A N D Z O N E S										
ITEM	UNIT	T I G R A Y				Tigray Average	A F F A R			Affar Average
		Mirabawi Tigray	Mehakelegnaw Tigray	Misrakawi Tigray	Debubawi Tigray		Zone 1	Zone 3	Zone 5	
<b>CEREALS</b>										
Maize.....	Kg	-	-	2.75	1.83	2.12	1.89	2.00	1.77	1.96
Oats.....	Kg	-	-	-	-	-	-	4.81	-	4.81
Sorghum.....	Kg	-	1.28	2.20	2.11	2.04	1.78	2.38	-	2.11
Durrah.....	Kg	-	-	2.41	2.07	2.33	-	2.83	-	2.83
'Furno Duket' Locally Processed..	Kg	4.18	4.06	4.50	-	4.17	3.48	3.50	-	3.49
<b>PULSES UNMILLED</b>										
Horse Beans.....	Kg	2.71	2.44	2.37	2.19	2.41	2.71	2.49	2.37	2.50
Peas White.....	Kg	2.76	2.62	2.47	2.30	2.48	-	2.49	-	2.49
Peas Black.....	Kg	3.04	2.58	3.24	-	2.79	3.00	2.62	-	2.65
Peas Mixed.....	Kg	2.99	2.42	2.17	2.52	2.53	2.71	2.36	-	2.43
Soya Beans.....	Kg	3.40	-	-	3.00	3.04	-	-	-	-
Chick Peas.....	Kg	2.82	2.75	2.69	2.28	2.61	2.89	2.57	2.56	2.62
Lentils.....	Kg	4.12	3.38	3.06	3.03	3.23	3.87	3.77	3.66	3.77
Haricot Beans.....	Kg	1.57	1.46	-	-	1.47	2.01	1.70	1.36	1.70
Lima Beans.....	Kg	2.12	1.69	.75	1.73	1.68	1.57	1.67	1.79	1.69
Vetch.....	Kg	2.16	2.20	2.57	2.22	2.28	2.85	2.33	2.05	2.28
Fenugreek.....	Kg	4.57	4.58	4.35	3.72	4.30	3.21	4.04	3.21	3.77
<b>PULSES MILLED OR SPLIT</b>										
Horse Beans Milled.....	Kg	5.65	6.05	6.77	6.02	6.06	4.04	4.19	-	4.14
Peas Milled.....	Kg	4.58	6.08	6.65	5.34	5.97	-	5.83	-	5.83
Chick Peas Milled.....	Kg	6.00	5.71	5.70	6.02	5.96	-	6.00	-	6.00
Mixed Pulses Milled.....	Kg	5.49	6.19	6.24	6.91	6.13	4.43	5.93	3.71	5.59
Vetch Milled.....	Kg	-	6.04	5.92	5.71	5.81	4.52	5.22	-	4.93
Peas Split.....	Kg	4.67	4.84	5.50	5.47	5.15	4.47	5.08	-	4.93
Peas Split(Roasted).....	Kg	4.79	-	-	4.54	4.72	-	5.95	4.78	5.84
Horse Beans Split(Roasted).....	Kg	4.79	4.22	5.59	3.96	4.53	4.67	4.28	3.73	4.03
Lentils Split.....	Kg	5.91	6.01	5.60	6.21	5.87	6.73	5.75	5.88	5.97

Table 4 Part 1 :- (Cont'd) Annual Average Retail Price of Goods and Services in Rural Areas by Killil and Zone

July 1999 - June 2000

Hamle 1991 - Sene 1992

## P R I C E I N B I R R

ITEM	UNIT	K I L L I L A N D Z O N E S								
		T I G R A Y				Tigray Average	A F F A R			Affar Average
		Mirabawi Tigray	Mehakelegnaw Tigray	Misrakawi Tigray	Debubawi Tigray		Zone 1	Zone 3	Zone 5	
Vetch Split(Roasted).....	Kg				4.28	4.28			3.31	3.31
Chick Peas Split(Roasted).....	Kg		3.91			3.91				
Fenugreek Milled.....	Kg	5.45	7.80	10.63	5.16	6.81	3.82	6.53		5.64
<b>OIL SEEDS</b>										
Niger Seed.....	Kg	2.83	2.79	3.74	3.71	3.07	4.77	4.74	5.10	4.78
Linseed White.....	Kg	3.23	-	2.62	4.37	3.59	-	5.57	4.17	5.42
Linseed Black.....	Kg	3.60	3.15	3.19	3.39	3.32	5.09	4.98	5.14	5.03
Sesame Seed.....	Kg	3.45	3.41	-	4.64	3.92	5.22	4.72	5.16	4.91
Sunflower.....	Kg	2.60	2.14	-	2.22	2.23	2.99	2.82	2.65	2.83
Castor Beans.....	Kg	3.76	2.51	2.91	3.09	2.88	-	-	4.53	4.53
Rape Seed.....	Kg	3.04	2.42	4.79	4.00	3.58	3.79	3.93	4.86	4.01
Ground Nut Shelled.....	Kg	1.31	-	7.80	9.00	7.49	8.00	6.43	-	6.57
<b>PREPARED CEREAL PRODUCTS</b>										
Spaghetti (Local) Without Egg....	Kg	7.96	8.14	7.70	8.08	7.93	5.14	5.87	4.99	5.61
Pastini.....	Kg	9.22	9.67	10.43	9.26	9.53	8.54	8.46	4.92	8.35
Macaroni (Local) Without Egg....	Kg	6.01	6.08	6.00	6.07	6.04	4.99	5.14	5.02	5.10
'Fafa' Flour.....	kg	-	1.99	1.86	1.71	1.87	-	6.00	-	6.00
'Dube' Flour.....	kg	5.96	-	8.00	-	6.64	-	3.50	6.19	4.04
<b>BREAD AND OTHER PREPARED FOODS</b>										
'Enjera' ('Teff' Mixed).....	325gm	1.06	.92	1.06	.98	1.01	.86	.82	.72	.81
'Dabo' (Traditional Ambasha)..	350gm	.94	.70	1.18	.90	.93	.48	.93	-	.92
'Dabo' (Traditional Sheleto)..	350gm	.95	.91	1.07	.91	.96	.80	.86	1.52	.75
Bread Wheat (Bakery).....	350gm	1.57	1.55	1.64	1.19	1.49	1.12	1.35	1.02	1.29

Table 4 Part 1 :- (Cont'd) Annual Average Retail Price of Goods and Services in Rural Areas by Killil and Zone

July 1999 - June 2000  
Hamle 1991 - Sene 1992

PRICE IN BIRR

K I L L I L A N D Z O N E S										
ITEM	UNIT	T I G R A Y				Tigray Average	A F F A R			Affar Average
		Mirabawi Tigray	Mehakelegnaw Tigray	Misrakawi Tigray	Dehubawi Tigray		Zone 1	Zone 3	Zone 5	
<b>MEAT</b>										
Beef .....	Kg	11.31	10.47	11.44	10.84	11.03	-	11.31	7.17	10.19
<b>FISH AND FISH PRODUCTS</b>										
Fish Fresh.....	Kg	1.00	-	-	-	1.00	-	4.12	-	4.12
Sardines (Imported).....	125gm	-	-	-	-	-	8.22	6.38	-	6.84
<b>DIARY PRODUCTS AND EGG</b>										
Cow Milk (Unpasteurized).....	Lt	2.74	3.24	2.78	3.09	2.94	2.98	2.09	-	2.33
Cow Milk (pasteurized).....	Lt	2.25	-	2.03	3.89	2.79	-	-	-	-
Camel Milk.....	Lt	-	-	-	-	-	2.98	-	-	2.98
Goat Milk.....	Lt	-	-	-	-	-	2.99	-	-	2.99
Powdered Milk (Edget).....	450gm	16.74	16.51	20.82	8.73	17.92	-	15.00	-	15.00
Yoghurt (Traditional).....	Lt	4.42	-	4.84	3.10	3.77	4.42	3.36	-	3.73
Cheese, Cottage.....	Kg	-	-	-	-	-	-	-	-	-
Egg (Traditional).....	Dozen	4.05	3.08	3.11	2.95	3.25	5.12	3.68	3.29	3.88
<b>OILS AND FATS</b>										
Butter Unrefined.....	Kg	23.81	23.31	28.72	26.85	26.00	29.92	24.72	27.98	26.50
Cooking Oil (Imported).....	Lt	16.47	14.98	14.11	13.88	14.44	11.61	12.96	14.32	12.98
Cooking Oil (Local).....	Lt	13.33	14.71	14.94	16.28	14.17	15.00	14.22	14.28	14.26

Table 4 Part 1 :- (Cont'd) Annual Average Retail Price of Goods and Services in Rural Areas by Killilil and Zone

 July 1999 - June 2000  
 Hamle 1991 - Sene 1992

## PRICE IN BIRR

## KILLILIL AND ZONES

ITEM	UNIT	TIGRAY				Tigray Average	AFFAR			Affar Average
		Mirabawi Tigray	Mehakelegnaw Tigray	Misrakawi Tigray	Debubawi Tigray		Zone 1	Zone 3	Zone 5	
<b>VEGETABLES AND FRUITS</b>										
<b>VEGETABLES (FRESH)</b>										
Ethiopian Kale.....	Kg	.82	.43	.48	1.03	.67	1.53	1.00	.78	1.10
Cabbage.....	Kg	1.77	1.22	1.04	1.06	1.13	1.32	1.45	.99	1.37
Lettuce.....	Kg	1.39	.72	.79	.70	.78	1.97	1.37	-	1.94
Spinach.....	Kg	1.17	.57	.60	.61	.62	1.22	1.45	-	1.23
Carrot.....	Kg	2.38	2.29	1.63	1.57	1.80	1.92	1.71	1.67	1.79
Tomatoes.....	Kg	2.24	2.00	2.22	1.86	2.07	2.56	1.77	1.65	1.90
Onions.....	Kg	2.88	3.20	3.07	2.54	2.92	2.68	2.20	2.10	2.26
Garlics.....	Kg	5.31	7.05	6.54	4.87	5.93	5.74	5.20	4.01	5.11
Leaks.....	Kg	-	2.71	3.28	2.40	2.90	-	1.67	-	1.67
Pepper Green.....	Kg	4.05	4.64	4.82	3.12	4.09	5.83	4.03	3.37	4.21
Pumpkin.....	Kg	.53	.50	.73	.59	.56	1.06	1.61	-	1.20
Green Peas.....	Kg	-	-	-	-	-	-	-	-	-
Beet Root.....	Kg	2.21	2.61	2.90	2.03	2.39	1.56	1.81	1.42	1.66
Cauliflower.....	Kg	.50	-	.24	-	.37	-	-	1.85	1.85
<b>FRUITS FRESH</b>										
Banana.....	Kg	2.64	2.92	3.48	2.92	2.95	3.07	1.73	2.02	2.01
Orange.....	Kg	3.63	3.21	3.52	2.57	3.05	2.98	2.20	1.54	2.23
Lemon.....	Kg	2.02	1.59	2.89	1.82	1.97	3.27	2.35	1.94	2.45
Mandarine.....	Kg	-	2.37	-	2.52	2.50	3.09	2.27	-	2.72
Papaya.....	Kg	2.27	1.11	1.53	1.43	1.46	1.41	1.49	1.14	1.40
Grapes.....	Kg	-	-	-	-	-	-	7.69	-	7.69
Avocado.....	Kg	-	-	-	-	-	-	-	-	-
Mango.....	Kg	-	1.52	-	-	1.52	4.82	4.54	4.23	4.59
Cactus.....	Kg	.69	.91	.69	.60	.75	2.32	-	-	2.32

Table 4 Part 1 :- (Cont'd) Annual Average Retail Price of Goods and Services in Rural Areas by Killil and Zone

July 1999 - June 2000  
Hamle 1991 - Sene 1992

## P R I C E I N B I R R

		K I L L I L A N D Z O N E S								
ITEM	UNIT	T I G R A Y				Tigray Average	A F F A R			Affar Average
		Mirabawi Tigray	Mehakelegnaw Tigray	Misrakawi Tigray	Debubawi Tigray		Zone 1	Zone 3	Zone 5	
<b>SPICES</b>										
Pepper Whole.....	Kg	12.19	14.62	17.93	13.40	14.43	12.82	14.97	14.00	14.44
Black Pepper(Local).....	Kg	14.52	16.02	19.38	-	16.72	17.42	18.25	11.67	15.87
Long Pepper(Local).....	Kg	11.40	15.79	13.66	11.93	13.36	15.59	12.90	12.19	12.79
White Cumin(Bishop's Weed)Local..	Kg	9.95	11.41	10.75	10.41	10.59	10.97	8.75	8.38	8.99
Black Cumin(Local).....	Kg	9.58	13.38	12.33	10.93	11.42	11.52	10.23	10.35	10.41
Ginger Dry(Local).....	Kg	7.24	11.80	10.82	7.69	9.55	8.79	6.88	11.67	7.60
Ginger Wet(Local).....	Kg	4.50	5.65	7.05	4.32	4.74	3.32	3.84	3.96	3.76
Cloves(Imported).....	Kg	-	50.00	51.39	50.00	50.60	-	-	-	-
Cinnamon(Imported).....	Kg	-	-	50.00	-	50.00	-	50.00	-	50.00
Cardamon(Local).....	Kg	17.79	19.78	21.42	18.89	19.40	21.05	19.11	15.31	18.62
Tumeric Flour(Local).....	Kg	6.62	8.23	7.78	8.42	7.86	4.17	6.95	8.52	6.59
Chillies Whole.....	Kg	16.67	20.00	11.90	9.09	16.09	10.64	14.81	-	12.81
Basil Dry.....	Kg	7.62	7.19	7.94	10.78	8.91	11.04	5.90	10.23	7.78
<b>POTATOES, OTHER TUBERS AND STEMS</b>										
Potato.....	Kg	2.31	2.63	2.11	1.82	2.17	2.21	1.84	2.19	1.97
Sweet Potato.....	Kg	-	1.00	-	.94	.94	1.60	.79	1.17	1.08
'Kocho' (Unprocessed).....	Kg	-	-	-	-	-	-	6.00	-	6.00
'Bula'.....	Kg	-	-	-	-	-	-	7.58	-	7.58
<b>COFFEE, TEA, CHAT AND BUCK-THORN LEAVES</b>										
Tea Leaves(Local).....	100gm	2.05	2.14	2.06	2.11	2.09	1.92	2.06	2.00	2.03
Coffee Whole.....	Kg	12.00	6.14	-	10.47	9.41	7.87	5.25	-	6.06
Coffee Beans.....	Kg	13.40	14.37	14.01	13.24	13.77	12.47	13.96	12.56	13.54
Coffee Leaves.....	Kg	-	-	-	1.79	1.79	-	3.21	1.05	3.00
Buck Thorn Leaves.....	Kg	2.54	3.17	4.78	3.06	3.31	2.34	1.77	2.56	2.11
'Chat'.....	Kg	27.50	50.00	-	7.13	10.03	9.74	10.27	8.42	9.88

Table 4 Part 1 :- (Cont'd) Annual Average Retail Price of Goods and Services in Rural Areas by Killilil and Zone

July 1999 - June 2000  
Hamle 1991 - Sene 1992

PRICE IN BIRR										
KILLILIL AND ZONES										
ITEM	UNIT	TIGRAY				Tigray Average	AFFAR			Affar Average
		Mirabawi Tigray	Mehakelegnaw Tigray	Misrakawi Tigray	Debubawi Tigray		Zone 1	Zone 3	Zone 5	
Malt-Barley.....	Kg	5.16	4.60	4.75	3.35	4.33	5.02	3.01	-	4.04
Malt-Wheat.....	Kg	-	3.64	3.29	2.91	2.99	4.83	2.70	-	2.85
<b>OTHER FOOD ITEMS</b>										
Salt.....	Kg	2.39	2.10	1.82	2.05	2.08	1.04	1.48	1.24	1.38
Sugar.....	Kg	6.32	6.12	6.12	6.02	6.13	5.07	5.25	5.17	5.21
Honey.....	Kg	10.29	12.08	16.78	13.93	13.42	17.32	16.90	14.77	16.53
Canned Tomato (Local).....	410gm	7.81	7.84	8.82	8.60	8.09	7.25	7.41	-	7.40
<b>FOOD TAKEN AWAY FROM HOME</b>										
Cup of Tea.....	No	.26	.25	.27	.26	.26	.39	.31	.25	.32
Cup of Coffee.....	No	.92	.77	.93	.84	.86	1.00	.85	-	.89
Cup of Milk.....	No	.67	.70	.88	.73	.73	1.00	.95	-	.97
'Key Wot Yebere'.....	One Meal	4.33	3.80	3.63	3.01	3.71	-	4.33	2.65	3.96
'Key Wot Yebeg/Yefyel'.....	One Meal	4.81	3.97	3.89	3.51	3.98	4.41	4.60	3.00	4.30
<b>COST OF MILLING</b>										
Cereals.....	100Kg	13.66	11.05	10.92	11.35	11.73	21.76	10.99	9.27	12.23
Pulses.....	100Kg	26.14	22.73	23.69	20.77	23.44	24.29	10.82	19.38	12.77
Pepper Whole.....	100Kg	99.14	84.67	96.63	77.02	90.51	88.68	88.28	76.67	85.88
<b>BEVERAGES - NON ALCHOLIC</b>										
Ambo Mineral Water.....	500cc	2.93	2.98	2.80	2.45	2.78	2.00	2.02	2.00	2.01
Bure Mineral Water.....	500cc	2.94	-	-	2.07	2.40	2.00	2.00	2.00	2.00
Coca Cola/Fanta.....	300cc	2.89	2.99	2.65	2.52	2.72	2.23	2.01	2.00	2.04
Pepsi Cola/Mirinda.....	300cc	2.82	2.98	2.67	2.48	2.75	2.20	2.01	2.00	2.04

Table 4 Part 1 :- (Cont'd) Annual Average Retail Price of Goods and Services in Rural Areas by Killil and Zone

July 1999 - June 2000  
Hamle 1991 - Sene 1992

PRICE IN B I R R										
K I L L I L A N D Z O N E S										
ITEM	UNIT	T I G R A Y				Tigray Average	A F F A R			Affar Average
		Mirabawi Tigray	Mehakelegnaw Tigray	Misrakawi Tigray	Debubawi Tigray		Zone 1	Zone 3	Zone 5	
<b>BEVERAGES - ALCOHOLIC</b>										
Araki (Local).....	900cc	29.91	25.79	25.98	36.28	29.60	20.89	28.03	23.67	26.03
Cognac (Local).....	900cc	21.85	24.05	21.66	22.20	22.40	-	33.42	-	33.42
Brandy (Local).....	900cc	-	-	-	-	-	-	33.72	-	33.72
Gin (Local).....	900cc	26.67	25.09	22.91	25.28	25.46	20.75	28.27	30.00	27.03
Saris Wine (Normal).....	750cc	12.11	-	-	10.00	12.01	-	6.66	8.78	6.90
'Katikalla'.....	Lt	8.23	12.90	14.44	8.85	9.13	10.06	8.46	6.59	8.36
Beer (Bedele).....	330cc	3.69	4.00	3.50	3.58	3.66	3.00	3.02	3.00	3.01
Beer (Harar).....	330cc	3.50	-	-	3.50	3.50	3.00	3.00	3.00	3.00
Beer (Meta Abo).....	330cc	4.09	3.90	3.60	3.55	3.75	3.00	3.13	3.03	3.09
'Tella'.....	Lt	.76	.81	.87	.67	.78	1.17	.80	.52	.81
'Tej' (Mead).....	Lt	2.76	2.64	2.62	2.59	2.63	1.31	1.67	1.82	1.61
<b>CIGARETTES AND TOBACCO</b>										
<b>CIGARETTES</b>										
Nyala.....	Packet	4.83	4.98	4.92	4.88	4.91	5.00	4.52	4.18	4.54
Gissila.....	Packet	8.00	-	-	-	8.00	5.00	1.66	1.80	1.74
Rothmans.....	Packet	9.54	9.82	9.82	9.41	9.66	6.89	7.45	7.36	7.33
<b>TOBACCO</b>										
'Gaya'.....	Kg	-	-	22.39	4.65	21.46	15.97	17.63	8.83	16.01

Table 4 Part 1 :- (Cont'd) Annual Average Retail Price of Goods and Services in Rural Areas by Killilil and Zone

July 1999 - June 2000  
Hamle 1991 - Sene 1992

PRICE IN B I R R										
K I L L I L I L A N D Z O N E S										
ITEM	UNIT	T I G R A Y				Tigray Average	A F F A R			Affar Average
		Mirabawi Tigray	Mehakelegnaw Tigray	Misrakawi Tigray	Debubawi Tigray		Zone 1	Zone 3	Zone 5	
<b>CLOTHING AND FOOT WEAR</b>										
<b>CLOTHING</b>										
Abujedid(Akaki/Bahir Dar)91cm. Meter		3.34	3.24	3.43	3.95	3.43	3.91	3.67	4.56	3.78
Abujedid(Komb./Arba Min.)150cm Meter		6.89	4.15	3.42	6.09	5.76	5.17	5.43	4.75	5.30
Khaki(S-10,000 Twil)110cm. Meter		-	8.67	8.50	11.83	9.90	-	-	-	-
Khaki(Akaki)91cm. Meter		12.00	8.18	15.00	8.60	9.68	-	-	-	-
Wool-England 100% Meter		-	-	-	-	-	-	-	-	-
Tetron(Arba Minch) Meter		25.60	23.50	25.83	-	25.51	-	-	38.00	38.00
Poplin(Dire Dawa)105cm. Meter		7.22	6.22	6.35	6.58	6.56	5.79	6.20	-	6.00
Poplin(Komb./Arba Minch)150cm. Meter		6.67	6.50	6.93	12.00	6.85	11.73	8.00	-	10.93
Nylon(Mojo) Meter		11.72	9.46	10.17	8.85	10.20	-	9.57	10.42	10.00
Polyster(Arba Minch/Awasa) Meter		17.44	20.23	12.68	13.85	16.04	-	-	15.43	15.43
Jersi Meter		20.83	15.65	15.34	15.82	15.91	-	-	-	-
Cotton Kg		2.86	5.51	6.16	6.77	4.98	2.86	4.95	5.33	4.66
<b>COST OF TAILORING</b>										
Woolen Suit (Men) No		347.50	-	-	223.75	306.25	-	285.00	-	285.00
Khaki Suit (Men) No		27.57	35.71	28.45	29.62	28.96	53.13	65.56	-	59.71
Khaki Suit (Boys) No		18.72	19.38	13.15	17.35	15.31	40.31	46.25	-	43.61
<b>READY-MADE / FOR ADULTS</b>										
'Netela' No		18.36	23.47	24.00	21.38	22.11	26.50	25.78	21.28	24.54
'Gabi' No		55.99	61.50	90.97	71.80	74.09	54.71	46.36	48.00	47.62
Shirts Long Sleeved (Local) No		24.90	18.67	29.56	34.70	27.90	45.18	28.00	27.11	34.24
Shirts Short Sleeved (Local) No		-	-	25.00	27.33	26.17	40.18	25.44	-	33.55
Shirts Long Sleeved (Imported) No		49.46	51.45	83.10	58.03	58.35	62.67	62.56	41.89	60.82
Shirts Short Sleeved (Imported) No		46.20	-	42.50	46.00	45.29	47.80	57.27	-	53.63

Table 4 Part 1 :- (Cont'd) Annual Average Retail Price of Goods and Services in Rural Areas by Killilil and Zone

July 1999 - June 2000  
Hamle 1991 - Sene 1992

P R I C E I N B I R R

		K I L L I L I L A N D Z O N E S								
ITEM	UNIT	T I G R A Y				Tigray Average	A F F A R			Affar Average
		Mirabawi Tigray	Mehakelegnaw Tigray	Misrakawi Tigray	Debubawi Tigray		Zone 1	Zone 3	Zone 5	
Socks (Cotton) Imported.....	Pair	9.01	7.28	8.25	8.46	8.37	10.00	9.22	-	9.38
Sweater (Local) Men.....	No	73.17	-	60.00	37.56	55.08	43.33	-	-	43.33
Sweater (Local) Women.....	No	57.55	40.00	83.33	37.60	61.96	55.00	-	-	55.00
Shash (Imported).....	No	10.14	9.68	11.81	16.49	12.12	12.97	18.12	20.57	17.26
Singlets (Local) White.....	No	11.04	10.99	11.84	13.38	11.27	10.28	13.61	10.27	11.20
Jeans Trouser.....	No	80.35	72.79	84.08	76.89	78.78	76.78	78.56	-	77.86
Woolen Suit.....	No	-	-	-	-	-	-	-	-	-
'Kemiswa Netela'.....	No	145.32	78.33	119.49	147.26	133.68	154.29	115.42	-	124.19
Sweater-Men (Imported).....	No	136.83	-	141.11	125.00	134.39	67.50	140.00	-	111.00
Sweater-Women (Imported).....	No	87.67	-	127.00	123.33	115.27	-	50.00	-	50.00
Nylon Dress.....	No	40.22	58.67	45.00	-	43.33	-	-	-	-
Tetron Trouser.....	No	26.00	-	29.00	40.00	29.33	43.33	85.00	-	60.00
Leather Jacket.....	No	331.38	253.33	325.40	310.00	322.38	-	-	-	-
Under Wear China.....	No	23.53	26.00	18.89	-	22.60	20.00	-	-	20.00
<b>READY-MADE / FOR CHILDREN</b>										
Sweater (Local) for Boys.....	No	33.50	30.50	15.38	35.00	20.44	13.00	-	-	13.00
Socks (Imported) Cotton.....	Pair	6.17	5.45	5.85	5.69	5.76	6.55	6.13	-	6.22
Jeans Trouser.....	No	70.79	64.17	76.00	53.69	65.30	45.80	61.67	-	57.98
Shirt Long Sleeved(Imported)Boys.....	No	22.33	35.00	-	60.00	40.29	32.88	53.09	32.33	42.81
Sweater (England) for Girls.....	No	-	-	-	-	-	-	-	-	-
Short for Boys.....	No	10.64	10.11	7.21	8.71	8.41	-	5.67	15.50	12.22

Table 4 Part 1 :- (Cont'd) Annual Average Retail Price of Goods and Services in Rural Areas by Killilil and Zone

		PRICE IN BIRR								
		KILLILIL AND ZONES							July 1999 - June 2000 Hamle 1991 - Sene 1992	
ITEM	UNIT	TIGRAY				Tigray Average	AFFAR			Affar Average
		Mirabawi Tigray	Mehakelegnaw Tigray	Misrakawi Tigray	Debubawi Tigray		Zone 1	Zone 3	Zone 5	
<b>FOOTWEAR (MEN AND WOMEN)</b>										
Anbessa Leather Shoes Men(Local)Pair		-	-	-	116.67	116.67	-	-	-	-
Leather Shoes Men (Croft).....	Pair	165.81	120.00	-	-	163.73	-	-	-	-
Walking Shoes(imp.) Non-Leather	Pair	150.00	-	151.67	-	150.91	113.33	112.73	-	112.82
Canvas Shoes (Local) Men.....	Pair	22.85	18.67	21.71	24.13	22.85	23.00	18.78	-	19.83
Canvas Shoes (China) Men.....	Pair	30.00	-	27.38	22.81	25.52	22.83	24.10	-	23.57
Plastic Shoes (Local) Women....	Pair	11.39	10.43	10.36	11.13	10.81	10.56	10.69	9.97	10.55
Slippers Sponge Adult (China)..	Pair	8.46	10.07	9.42	9.67	9.27	9.89	9.43	9.48	9.52
Boots for Men Plastic (Local)..	Pair	55.00	54.00	-	-	54.20	-	-	-	-

Table 4 Part 1 :- (Cont'd) Annual Average Retail Price of Goods and Services in Rural Areas by Killil and Zone

July 1999 - June 2000  
Hamle 1991 - Sene 1992

PRICE IN BIRR

ITEM	UNIT	K I L L I L A N D Z O N E S								
		T I G R A Y				Tigray Average	A F F A R			Affar Average
		Mirabawi Tigray	Mehakelegnaw Tigray	Misrakawi Tigray	Debubawi Tigray		Zone 1	Zone 3	Zone 5	

CONSTRUCTION MATERIALS, WATER, AND  
FUEL AND POWER

CONSTRUCTION MATERIALS

Cement/Bag/(Local).....	50Kg	53.29	53.67	49.37	47.39	50.10	35.58	34.13	39.00	34.85
Lime.....	Kg	1.91	1.50	1.11	1.13	1.35	1.36	-	-	1.36
Nail (7cm - 12cm).....	Kg	10.13	9.81	10.42	9.33	9.86	11.38	9.86	8.80	9.71
Nail With Cape.....	Kg	11.11	11.76	11.59	11.27	11.49	12.64	12.10	11.56	12.10
Corrugated Iron Sheet (.2mm).....	No	32.73	38.50	42.47	36.09	36.44	-	38.00	-	38.00
Wood for House Construction('Atana')..	No	7.19	7.10	9.99	11.12	8.39	-	10.70	-	10.70
Wall Paints-Super (Fluid) Normal.....	4Kg	63.60	62.36	59.88	61.71	61.74	63.06	61.66	-	62.14
Wall Paints-Super (Fluid) Plastic....	4Kg	95.33	-	91.06	102.35	94.92	111.67	96.18	-	101.65
Coarse Aggregate Gravel.....	Meter Cube	85.75	-	-	-	85.75	-	-	-	-
Hollow Concrete Block(20x20x40 cm Cube)No		2.70	3.50	3.36	-	3.08	3.31	2.30	-	2.64
Bricks (25cm x 12cm x 6cm).....	No	-	-	-	-	-	-	-	-	-
Floor Board 4m Length.....	No	59.08	28.00	76.55	-	64.08	25.00	-	-	25.00
Iron Pipe 6mt. (1/2 inch Wide) Local..	No	50.85	-	48.68	48.00	49.22	44.43	69.15	-	49.92
Chipwood (125cm x 250cm x 8mm).....	No	100.00	-	56.75	-	75.29	120.00	-	-	120.00
Sand.....	Meter Cube	18.88	-	-	-	18.88	-	-	-	-
Gutter N <sup>o</sup> 32.....	Meter	-	-	-	-	-	-	-	-	-
Window Glass (50cm x 50cm x 3mm).....	No	-	-	-	-	-	-	-	-	-
Water Tanker (1meter cube).....	No	-	-	-	-	-	-	-	-	-
Stone for House Construction..	Meter Cube	40.31	-	-	-	40.31	-	74.33	-	74.33

WATER

Water.....	Meter Cube	8.42	7.42	5.79	4.86	6.75	5.22	5.55	-	5.47
------------	------------	------	------	------	------	------	------	------	---	------

Table 4 Part 1 :- (Cont'd) Annual Average Retail Price of Goods and Services in Rural Areas by Killil and Zone

July 1999 - June 2000  
Hamle 1991 - Sene 1992

## P R I C E I N B I R R

K I L L I L A N D Z O N E S										
ITEM	UNIT	T I G R A Y				Tigray Average	A F F A R			Affar Average
		Mirabawi Tigray	Mehakelegnaw Tigray	Misrakawi Tigray	Debubawi Tigray		Zone 1	Zone 3	Zone 5	
<b>FUEL AND POWER</b>										
Fire Wood.....	Meter Cube	56.08	48.53	88.60	62.65	62.77	71.36	45.65	54.27	53.03
Charcoal.....	Kg	.59	.97	1.03	.90	.92	.93	.94	-	.94
Dung Cake.....	Kg	2.88	-	-	-	2.88	-	-	-	-
Kerosine.....	Lt	3.12	2.69	2.51	2.87	2.76	3.63	2.76	2.89	2.92
Diesel.....	Lt	3.44	2.73	2.27	2.91	2.87	3.38	2.61	2.52	2.78
Electric.....	K.Watt	5.25	.86	-	.37	1.28	.45	-	-	.45
Matches.....	Box	.32	.25	.25	.25	.27	.25	.26	.25	.26
Candles.....	No	1.00	1.00	1.00	1.00	1.00	1.00	1.00	1.00	1.00
Buthane Gas (Shell).....	12.5 Kg	-	-	-	-	-	-	-	-	-
Eveready Drycell.....	No	1.93	1.95	1.91	1.93	1.93	2.00	1.86	1.78	1.87
<b>FURNITURE, FURNISHING, HOUSEHOLD EQUIPMENT AND OPERATION</b>										
<b>CHAIRS, TABLES, ETC.</b>										
Table Wanza (Machine made) Varnished..	No	-	-	-	-	-	-	-	-	-
Table Wanza (Hand made) Not Varnished..	No	-	-	-	-	-	-	-	-	-
Chairs Wanza (Machine Made) Varnished..	No	-	-	-	-	-	-	-	-	-
Chairs Wanza (Hand Made) Varnished....	No	-	-	-	-	-	-	-	-	-
Cupboard Wanza (2 doors) Varnished....	No	-	-	-	-	-	-	-	-	-
Double Bed Wanza (120cm) Varnished....	No	-	-	-	568.33	568.33	800.00	-	-	800.00
Sofas (Complete).....	No	-	-	-	-	-	-	-	-	-
Book Shelves Wanza (3 Shelves) no Door	No	-	-	-	-	-	-	-	-	-
<b>FURNISHINGS &amp; REPAIRS</b>										
Bed Sheet (Non-Patterned Bahir Dar)										
1.90m x 2.50m.....	Pair	41.50	40.00	41.90	39.00	41.03	40.00	43.20	-	43.04
Bed Sheet(Patterned Kombolcha)										
1.90m x 2.50m.....	Pair	29.38	-	49.67	45.00	38.53	-	60.00	-	60.00

Table 4 Part 1 :- (Cont'd) Annual Average Retail Price of Goods and Services in Rural Areas by Killilil and Zone

July 1999 - June 2000  
Hamle 1991 - Sene 1992

DOMESTIC SERVICES										
PRICE IN BIRR										
K I L L I L A N D Z O N E S										
ITEM	UNIT	T I G R A Y				Tigray Average	A F F A R			Affar Average
		Mirabawi Tigray	Mehakelegnaw Tigray	Misrakawi Tigray	Debubawi Tigray		Zone 1	Zone 3	Zone 5	
Bed Cover(Patterned Kombolcha).....	No	37.60	-	50.25	67.25	50.62	-	55.00	-	55.00
Blanket Woolen(Debra B.)160cm x 220cm. No	No	78.00	72.50	84.19	85.00	83.40	-	117.00	-	117.00
Mattress-Sponge (A.A Foam) 120cm.....	No	311.46	-	307.83	-	309.44	326.00	300.00	-	308.67
Towel-Local (Kombolcha).....	No	-	-	12.36	14.67	12.69	14.80	8.27	-	9.90
<b>EARTHEN WARE</b>										
Water Pot.....	No	5.30	6.06	6.61	6.44	6.13	14.75	5.11	5.09	5.42
'Jebena' Medium Size.....	No	1.74	1.44	2.11	2.37	1.91	3.89	2.35	2.06	2.61
'Mitad' (Griddle of Clay).....	No	8.17	5.26	6.47	8.42	6.89	17.67	11.48	11.92	12.76
Local Stove '(Lakech)'	No	22.00	11.50	-	10.88	11.67	13.10	8.46	-	10.09
Cup for Coffee (China).....	No	1.38	1.35	1.25	1.23	1.30	1.12	1.01	1.05	1.03
<b>STRAW, BAMBOO AND OTHERS</b>										
'Sefed'.....	No	6.33	6.65	12.94	10.26	9.39	4.64	6.06	5.61	5.63
Sack 100Kg Capacity.....	No	3.22	-	2.84	2.98	2.99	4.74	9.11	-	6.66
<b>METAL WARE</b>										
Cooking Pan Medium (Local).....	No	18.31	19.80	18.92	20.88	19.47	24.58	27.58	34.65	28.01
Tray (Nickel) Medium N <sup>o</sup> 45 Local.....	No	17.50	14.27	15.81	19.00	17.52	21.20	15.50	-	18.09
Electric 'Mitad' Aluminium.....	No	361.88	-	-	-	361.88	-	-	-	-
Gas Stove (Kerosine) China.....	No	39.67	-	42.20	40.52	41.56	48.29	43.00	39.34	42.87
<b>PLASTIC WARE (LOCAL MADE)</b>										
Jerrycan (20 Litres).....	No	27.25	29.87	25.71	26.70	27.22	18.00	20.26	25.09	21.65
Bucket (20 Litres).....	No	17.34	16.27	15.17	16.36	16.20	17.72	16.79	16.42	16.92

Table 4 Part 1 :- (Cont'd) Annual Average Retail Price of Goods and Services in Rural Areas by Killil and Zone

July 1999 - June 2000  
Hamle 1991 - Sene 1992

PRICE IN BIRR

ITEM	UNIT	K I L L I L A N D Z O N E S								
		T I G R A Y				Tigray Average	A F F A R			Affar Average
		Mirabawi Tigray	Mehakelegnaw Tigray	Misrakawi Tigray	Debubawi Tigray		Zone 1	Zone 3	Zone 5	
<b>GLASS WARE</b>										
Glass for Tea (Durablex).....	No	3.03	3.08	3.07	3.14	3.09	3.12	3.15	-	3.14
<b>OTHER HOUSEHOLD EQUIPMENT</b>										
Kerosine Lamp.....	No	24.50	26.54	21.41	17.98	22.41	26.85	21.91	23.91	23.40
'Kuraz' Small Local Kerosine Lamp.....	No	1.73	1.40	1.37	1.40	1.46	-	1.22	1.02	1.15
Flash Light.....	No	6.60	6.03	6.11	6.66	6.40	6.28	6.44	6.42	6.41
Electric Bulb Philips(40/60 Watt).....	No	3.01	3.34	3.03	3.25	3.17	-	-	-	-
<b>HOUSEHOLD OPERATION</b>										
Hard Soap (Local).....	200gm	2.06	2.03	1.98	1.99	2.01	2.17	1.75	1.65	1.79
Hard Soap (Imported).....	200gm	2.55	2.62	2.54	2.49	2.55	2.39	2.37	2.61	2.41
Detergent (Omo).....	50gm	.95	1.50	1.44	1.22	1.32	.98	1.15	1.87	1.27
Incense.....	Kg	17.32	14.49	17.10	17.05	16.47	14.59	14.51	-	14.53
Sandal Wood.....	No	.25	.25	.25	.27	.26	.27	.24	.29	.25
Toilet Paper (Mamko).....	Roll	3.04	3.04	3.15	3.13	3.08	3.00	3.04	3.31	3.05
<b>DRY CLEANING</b>										
Dry Cleaning (Suit Men).....	No	-	17.00	14.80	-	15.17	-	-	-	-
<b>DOMESTIC SERVICE</b>										
Maid Servant.....	Month	20.82	24.37	27.97	22.61	23.90	46.25	34.96	20.76	34.67
Unskilled Service (Daily Laborer)....	Day	8.28	7.44	8.57	6.72	7.70	6.50	6.37	6.48	6.41

Table 4 Part 1 :- (Cont'd) Annual Average Retail Price of Goods and Services in Rural Areas by Killil and Zone

July 1999 - June 2000  
Hamle 1991 - Sene 1992

PRICE IN BIRR

KILLIL AND ZONES										
ITEM	UNIT	TIGRAY				Tigray Average	AFFAR			Affar Average
		Mirabawi Tigray	Mehakelegnaw Tigray	Misrakawi Tigray	Debubawi Tigray		Zone 1	Zone 3	Zone 5	
<b>MEDICAL CARE</b>										
Ampicillin(250 mg) Local.....	56 Caps	23.21	16.91	22.21	21.53	21.50	18.04	24.76	-	22.95
Dichlorophine(500 mg) Local.....	6 Pills	1.81	1.06	1.32	1.41	1.50	1.52	1.88	-	1.84
Tetracycline(250mg) Local.....	56 Caps	12.24	11.17	11.43	10.26	11.33	10.79	11.03	-	10.96
Penicillin Injection(4 Mu. Local).	Bottle	4.38	3.94	3.96	4.14	4.13	3.84	4.18	-	4.08
Chloramphenicol(250mg) Local.....	56 Caps	17.02	12.65	13.49	13.65	14.29	16.40	21.00	-	19.08
Dipron(500mg) Local.....	20 Pills	2.95	2.89	2.27	2.49	2.70	3.47	3.76	-	3.67
Cough Syrup (Berantine) Local.....	125cc	9.09	8.11	7.65	7.88	8.23	8.26	10.13	-	9.55
Bactrim(480mg) Local.....	30 Pills	12.33	5.82	9.33	4.95	6.93	8.33	15.12	-	14.01
Vermox(100mg) Local.....	12 Pills	3.51	2.06	2.00	1.56	2.39	2.50	6.09	-	5.13
Mezel(250mg) Local.....	30 Caps	6.43	5.85	5.32	5.10	5.76	5.66	6.75	-	6.41
Asprin (300 mg) Local.....	20 Pills	2.91	2.19	1.62	1.72	2.14	2.82	3.46	-	3.20
<b>OTHER MEDICAL EXPENSES</b>										
Doctor's Fee (Government).....	per visit	.50	.49	.65	.54	.55	1.00	.98	-	.99
Doctor's Fee (Private).....	per visit	8.62	-	15.00	10.00	10.43	4.60	12.50	-	10.18
Injection (Service Charge).....	Once	1.33	1.69	.71	1.07	1.07	.50	.84	1.00	.85
<b>TRANSPORT AND COMMUNICATION</b>										
<b>TRANSPORT</b>										
Benzene.....	Lt	2.70	2.94	2.68	2.83	2.73	4.33	2.77	-	3.16
Motor Oil (Mobil).....	Lt	18.39	16.80	16.28	16.93	17.01	17.33	15.98	-	16.48
Car Washing and Greasing.....	No	-	31.25	31.86	-	31.53	-	-	-	-
Animal Transport fare.....	Trip	29.02	26.67	29.04	11.85	24.38	-	33.32	-	33.32
Cart Fare.....	Trip	-	-	1.17	.73	.93	-	1.00	-	1.00

Table 4 Part 1 :- (Cont'd) Annual Average Retail Price of Goods and Services in Rural Areas by Killilil and Zone

July 1999 - June 2000  
 Hamle 1991 - Sene 1992

PRICE IN BIRR

KILLILIL AND ZONES

ITEM	UNIT	TIGRAY				Tigray Average	AFFAR			Affar Average
		Mirabawi Tigray	Mehakelegnaw Tigray	Misrakawi Tigray	Debubawi Tigray		Zone 1	Zone 3	Zone 5	
<b>ENTERTAINMENT AND EDUCATION</b>										
<b>EQUIPMENT AND ACCESSORIES</b>										
T.V. Set Philips 21 inch(Colored)..... No	-	-	-	-	-	-	-	-	-	-
Cassette Recorded Original(Local Music)No	13.00	-	-	13.00	13.00	13.44	13.00	-	13.25	
Radio Set Philips 3 Band..... No	134.00	-	167.00	138.33	142.50	-	152.22	-	152.22	
Tape Recorder National (2 Speaker).... No	356.27	-	250.00	-	333.50	-	-	-	-	
Expense for Photograph(Passport size)4Pho	4.26	4.29	4.22	3.38	4.00	4.00	4.00	-	4.00	
Newspaper (Addis Zemen)..... No	.92	.63	.53	.55	.65	-	.50	-	.50	
<b>EDUCATION</b>										
Exercise Book (50 Leaves) Local..... No	2.11	2.10	2.33	2.01	2.16	2.33	1.80	1.79	1.89	
Pencil (China)..... No	.32	.26	.25	.28	.27	.27	.28	.25	.27	
Ball Point-Bic England..... No	1.04	1.12	1.12	1.07	1.09	1.00	1.00	1.00	1.00	
Day School Fee-Public(Grade 7 & 8)..Month	-	-	-	-	-	-	1.00	-	1.00	
Day School Fee-Private(Grade 9-12)..Month	-	-	-	-	-	-	-	-	-	
Night School Fee-Government(Gr.9-12)Month	14.78	-	13.00	17.82	16.58	24.56	-	-	24.56	
<b>PERSONAL CARE AND EFFECTS</b>										
<b>PERSONAL CARE</b>										
Lux Toilet Soap..... 90gm	3.54	3.60	3.60	3.58	3.58	3.60	3.55	-	3.57	
Blade-TOPAZ..... No	.28	.26	.25	.28	.27	.28	.26	.28	.27	
Hair Dressing (Traditional)..... No	2.74	2.80	2.99	2.34	2.70	1.88	1.54	1.06	1.49	
Hair Dressing (Modern)..... No	8.06	5.00	5.77	6.15	6.39	8.76	7.88	-	8.23	
Barbery (Mens Hair Cut)..... No	2.98	3.02	3.74	2.46	2.91	3.31	3.38	-	3.36	
Paraffin Hair Oil..... 330cc	9.59	8.00	8.08	12.25	9.23	13.36	8.06	8.20	8.51	
Zenith Hair Oil..... 330cc	8.90	8.64	8.81	8.78	8.77	8.08	8.16	7.94	8.12	

Table 4 Part 1 :- (Cont'd) Annual Average Retail Price of Goods and Services in Rural Areas by Killil and Zone

July 1999 - June 2000  
Hamle 1991 - Sene 1992

## P R I C E I N B I R R

ITEM	UNIT	K I L L I L A N D Z O N E S								
		T I G R A Y				Tigray Average	A F F A R			Affar Average
		Mirabawi Tigray	Mehakelegnaw Tigray	Misrakawi Tigray	Debubawi Tigray		Zone 1	Zone 3	Zone 5	
<b>PERSONAL EFFECTS</b>										
Umbrella-Men Medium (Local).....	No	26.33	24.13	23.05	25.16	25.08	21.25	25.05	24.70	24.32
Umbrella-Women Medium (Imported).....	No	21.52	19.65	20.51	23.56	21.33	21.30	24.29	23.26	23.38
Hand Bag (Imported Synthetic).....	No	-	-	163.00	-	163.00	-	42.50	-	42.50
Belt (Local) Machine Made.....	No	10.18	9.40	10.31	11.95	10.47	10.62	9.48	11.12	9.91
Belt (Local) Hand Made.....	No	4.66	3.50	5.19	3.22	4.43	-	1.57	4.17	1.71
<b>JEWELLERY</b>										
Seiko-21 Jewels Automatic (Men).....	No	386.25	-	-	-	386.25	-	-	-	-
Seiko-21 Jewels Automatic (Women).....	No	325.00	-	-	-	325.00	-	-	-	-
Earrings (4gm 18 carat Local).....	Pair	264.06	213.33	227.38	201.67	237.93	325.33	322.00	-	324.00
Neck Laces (6gm 21 carat Imported).....	No	462.00	495.00	494.66	511.67	492.07	540.00	561.00	-	550.00
Rings (4gm 18 carat Local).....	No	249.96	213.33	236.60	220.00	240.11	325.33	322.00	-	324.00
<b>LIVESTOCK AND DRAUGHT ANIMALS</b>										
<b>LIVESTOCK</b>										
Sheep (10-15Kg).....	No	64.81	72.23	61.43	61.90	65.01	69.47	47.36	44.70	50.56
Goat (10-15Kg).....	No	84.25	67.88	67.71	54.39	68.74	75.42	44.74	46.61	49.74
Heifer (2-4 Years).....	No	440.62	387.38	315.90	319.50	364.93	300.45	299.46	304.33	301.10
Cow (4 Years and Above).....	No	568.94	471.45	463.60	427.68	485.15	594.58	504.25	495.76	531.51
Bull (2-4 Years).....	No	469.92	493.19	429.26	354.09	434.82	353.53	321.67	310.30	327.67
Ox (4 Years and Above).....	No	696.18	560.56	649.76	544.13	613.21	738.06	720.24	773.03	741.91
Hen (Indigenous).....	No	8.89	8.27	9.32	6.86	8.32	9.94	6.91	5.97	7.40
Cock (Indigenous).....	No	10.52	9.95	11.70	8.77	10.20	11.74	10.29	8.17	10.21

Table 4 Part 1 :- (Cont'd) Annual Average Retail Price of Goods and Services in Rural Areas by Killilil and Zone

July 1999 - June 2000  
 Hamie 1991 - Sene 1992

PRICE IN BIRR

KILLILIL AND ZONES										
ITEM	UNIT	TIGRAY				Tigray Average	AFFAR			Affar Average
		Mirabawi Tigray	Mehakelegnaw Tigray	Misrakawi Tigray	Debubawi Tigray		Zone 1	Zone 3	Zone 5	
<b>DRAUGHT ANIMALS</b>										
Donkey.....	No	299.18	232.98	223.15	196.44	238.77	265.17	195.20	270.00	242.08
Horse.....	No	594.76	253.33	655.00	464.62	528.21	-	-	-	-
Mule.....	No	1043.33	-	925.14	768.57	912.66	-	-	-	-
<b>FARM EQUIPMENT (INDUSTRIAL PRODUCT)</b>										
Sickel.....	No	12.00	7.26	7.74	12.52	10.16	10.53	12.42	14.88	12.32
Pick Axe ('Doma').....	No	14.24	7.38	19.39	14.85	16.05	30.14	10.97	-	16.34
'Gejera'.....	No	8.82	18.33	15.93	15.44	15.26	22.40	17.70	-	18.54
<b>FARM EQUIPMENT (HAND MADE)</b>										
'Mofer'.....	No	-	12.63	32.06	11.98	19.27	-	7.77	22.04	15.19
'Kember'.....	No	-	10.41	16.15	6.53	11.85	-	4.60	9.63	6.99
'Digr'.....	No	-	1.58	3.36	2.17	2.40	-	1.66	2.25	1.94
Plough.....	No	31.87	29.23	31.92	22.79	28.39	12.68	19.64	18.61	17.03
Sickel.....	No	5.17	3.48	4.37	3.07	3.96	3.76	6.13	2.88	4.20
'Wegel'.....	No	7.80	5.16	4.61	4.23	4.88	7.41	4.88	3.54	5.17
<b>MISCELLANEOUS GOODS AND SERVICES</b>										
Coffin (Medium Quality).....	No	-	-	-	-	-	342.22	-	-	342.22

# PART - II

Agency: Alaska - June 2018  
 Alaska 1982 - June 2018

Agency: Alaska - June 2018  
 Alaska 1982 - June 2018

Agency: Alaska - June 2018  
 Alaska 1982 - June 2018

Agency: Alaska - June 2018  
 Alaska 1982 - June 2018

Agency: Alaska - June 2018  
 Alaska 1982 - June 2018

Agency: Alaska - June 2018  
 Alaska 1982 - June 2018

Agency: Alaska - June 2018  
 Alaska 1982 - June 2018

Agency: Alaska - June 2018  
 Alaska 1982 - June 2018



Table 1 Part 2 :- (Cont'd) Quarterly Average Retail Price of Goods and Services in Rural Areas by Killil and Zone

April 2000 - June 2000  
Miazia 1992 - Sene 1992

## P R I C E I N B I R R

K I L L I L A N D Z O N E S												
ITEM	UNIT	A M H A R A										Amhara Average
		Semen Gondar	Debub Gondar	Semen Wello	Debub Wello	Semen Shewa	Misrak Gojam	Mirab Gojam	Wag Hemra	Awi	Oromiya	
<b>CEREALS UNMILLED</b>												
'Teff' White .....	Kg	2.16	2.02	2.40	2.22	2.43	2.04	1.98	2.65	1.68	2.32	2.19
'Teff' Mixed.....	Kg	2.05	2.01	2.25	2.17	2.33	1.93	1.67	2.46	1.57	2.21	2.04
'Teff' Black (Red).....	Kg	1.96	1.86	2.16	2.08	2.25	1.80	1.55	2.41	1.51	2.11	1.96
Wheat White.....	Kg	2.17	1.90	2.02	1.98	2.07	1.74	1.96	2.29	1.88	2.09	2.01
Wheat Mixed.....	Kg	2.00	1.95	1.85	1.91	1.96	2.03	1.64	2.10	1.54	2.36	1.98
Wheat Black.....	Kg	2.11	1.70	1.96	1.88	2.04	1.92	1.88	2.01	1.82	2.16	1.93
Barley White.....	Kg	2.10	2.17	2.29	2.09	2.33	1.81	2.05	2.59	1.47	2.47	2.18
Barley Mixed.....	Kg	1.87	2.19	2.20	2.00	2.25	1.87	1.87	2.37	1.52	2.33	2.07
Barley Black.....	Kg	2.22	2.05	2.14	1.97	2.16	1.91	1.71	-	1.55	1.42	1.93
Barley for Beer.....	Kg	-	2.18	-	-	-	-	-	-	-	-	2.18
Maize.....	Kg	1.51	1.58	1.50	1.80	1.59	1.43	1.09	1.94	1.14	1.53	1.48
Durrah.....	Kg	1.51	1.77	1.88	1.91	1.86	1.81	1.15	2.05	1.17	2.09	1.78
Sorghum Yellow.....	Kg	1.70	2.08	1.84	1.98	1.81	1.69	-	2.34	1.07	1.78	1.83
Sorghum White.....	Kg	1.59	1.69	1.70	1.82	1.70	1.64	1.44	2.11	1.04	1.64	1.67
Sorghum Red.....	Kg	1.60	1.84	1.52	1.81	1.73	1.77	1.19	2.05	1.11	1.59	1.71
African Millet.....	Kg	1.59	1.81	1.94	2.12	-	1.62	1.29	-	1.20	2.39	1.56
Rice.....	Kg	5.31	6.25	5.50	5.20	5.00	4.89	4.96	6.14	-	4.98	5.26
Oats.....	Kg	3.09	2.20	-	1.53	-	2.02	1.91	-	1.24	1.59	1.55
Hulled Barley.....	Kg	2.77	1.63	2.17	2.09	3.05	1.90	4.97	-	1.44	-	2.30
<b>CEREALS MILLED</b>												
'Teff' White.....	Kg	-	-	-	-	-	-	-	-	-	-	-
'Teff' Mixed.....	Kg	-	-	-	2.61	-	-	-	-	-	-	2.61
'Teff' Black (Red).....	Kg	-	-	-	-	-	-	-	-	-	-	-
Wheat White.....	Kg	-	-	-	-	1.89	-	2.50	-	-	-	1.96
Wheat Mixed.....	Kg	-	-	2.06	2.44	-	-	-	-	-	2.34	2.32
Barley White.....	Kg	-	-	-	-	-	-	-	-	-	-	-
Barley Mixed.....	Kg	-	-	-	-	-	-	-	-	-	-	-

Table 1 Part 2 :- (Cont'd) Quarterly Average Retail Price of Goods and Services in Rural Areas by Killil and Zone

April 2000 - June 2000  
Miazia 1992 - Sene 1992

PRICE IN BIRR

ITEM	UNIT	K I L L I L   A N D   Z O N E S										Anhara Average
		A M H A R A										
		Semen Gondar	Debub Gondar	Semen Wello	Debub Wello	Semen Shewa	Misrak Gojam	Mirab Gojam	Wag Heara	Awl	Oromiya	
Maize.....	Kg	-	-	-	2.11	1.82	-	-	-	-	2.02	1.95
Oats.....	Kg	4.98	-	-	-	-	4.33	5.40	-	-	-	5.17
Sorghum.....	Kg	-	-	-	-	2.27	-	-	-	-	-	2.27
Durrah.....	Kg	-	-	-	-	-	-	-	-	-	-	-
'Furno Duket' Locally Processed..	Kg	4.29	3.59	3.59	4.00	4.04	4.01	3.95	-	5.00	3.72	3.93
<b>PULSES UNMILLED</b>												
Horse Beans.....	Kg	1.90	1.70	1.65	1.70	1.91	1.75	2.15	1.46	2.46	2.15	1.88
Peas White.....	Kg	2.07	1.80	2.00	2.40	1.98	-	2.25	2.36	-	2.63	2.05
Peas Black.....	Kg	-	1.93	1.57	1.84	2.08	2.03	2.53	1.80	2.79	2.65	2.35
Peas Mixed.....	Kg	2.06	1.83	1.96	2.04	2.01	2.05	1.99	1.71	2.83	2.35	2.04
Soya Beans.....	Kg	-	-	2.91	-	-	-	2.99	-	2.38	-	2.92
Chick Peas.....	Kg	1.87	1.88	1.85	1.97	1.98	1.56	2.12	2.03	2.18	2.34	1.97
Lentils.....	Kg	3.05	2.60	2.44	2.67	2.93	2.57	2.99	2.33	5.68	3.38	2.77
Haricot Beans.....	Kg	1.46	1.08	-	1.22	1.69	1.40	1.57	-	2.03	1.76	1.51
Lima Beans.....	Kg	1.40	1.25	1.30	1.27	1.85	1.44	1.55	2.04	2.89	1.82	1.62
Vetch.....	Kg	1.41	1.30	1.60	1.44	1.50	1.39	1.63	-	1.94	1.94	1.58
Fenugreek.....	Kg	2.99	2.84	2.98	2.58	3.31	3.57	3.75	3.84	4.77	3.37	3.40
<b>PULSES MILLED OR SPLIT</b>												
Horse Beans Milled.....	Kg	-	-	6.55	4.54	4.81	-	5.00	-	-	4.27	4.93
Peas Milled.....	Kg	5.35	-	5.50	-	-	-	4.93	-	-	-	5.20
Chick Peas Milled.....	Kg	5.29	-	5.79	-	-	-	-	-	5.35	-	5.57
Mixed Pulses Milled.....	Kg	5.12	5.67	5.79	4.54	4.27	-	4.78	5.55	-	3.92	4.87
Vetch Milled.....	Kg	-	-	6.24	6.53	4.57	3.33	4.60	-	-	3.73	4.35
Peas Split.....	Kg	3.75	-	5.00	-	4.52	-	-	5.50	-	4.76	4.73
Peas Split(Roasted).....	Kg	4.04	5.78	4.27	-	-	-	4.65	5.40	5.04	5.21	4.75
Horse Beans Split(Roasted).....	Kg	3.64	-	-	-	3.16	5.30	4.35	-	-	3.38	3.57
Lentils Split.....	Kg	5.44	5.31	6.00	-	5.90	5.76	5.12	6.20	5.22	5.56	5.46

Table 1 Part 2 :- (Cont'd) Quarterly Average Retail Price of Goods and Services in Rural Areas by Killil and Zone

		PRICE IN BIRR										
		K I L L I L A N D Z O N E S										
		A M H A R A										
ITEM	UNIT	Semen Gondar	Debub Gondar	Semen Wello	Debub Wello	Semen Shewa	Misrak Gojam	Mirab Gojam	Wag Hemra	Awii	Oromiya	Amhara Average
Vetch Split(Roasted).....	Kg	-	-	-	-	2.53	-	-	-	-	2.71	2.62
Chick Peas Split(Roasted).....	Kg	4.00	-	-	-	-	-	-	-	-	-	4.00
Fenugreek Milled.....	Kg	5.61	-	6.79	-	-	-	6.39	6.50	-	-	6.30
<b>OIL SEEDS</b>												
Niger Seed.....	Kg	3.38	3.45	3.76	3.54	5.23	3.51	3.74	3.52	3.13	4.00	3.68
Linseed White.....	Kg	2.50	3.39	-	-	3.70	-	4.78	-	3.84	4.74	4.16
Linseed Black.....	Kg	2.99	3.15	3.70	3.99	3.97	3.08	3.81	3.39	2.99	4.23	3.55
Sesame Seed.....	Kg	3.34	-	4.45	4.46	4.39	5.90	3.70	2.65	2.85	4.63	4.21
Sunflower.....	Kg	2.47	2.00	2.21	2.47	2.81	3.10	2.81	1.97	4.08	2.41	2.37
Castor Beans.....	Kg	1.27	1.98	3.22	2.80	3.87	1.93	1.61	-	-	3.09	2.85
Rape Seed.....	Kg	2.38	2.65	2.80	2.62	3.90	2.66	2.59	1.11	2.74	3.63	2.83
Ground Nut Shelled.....	Kg	5.54	-	11.57	-	-	5.42	4.45	8.50	4.11	-	5.19
<b>PREPARED CEREAL PRODUCTS</b>												
Spaghetti (Local) Without Egg....	Kg	7.48	7.47	7.08	7.06	5.93	7.11	6.70	7.69	5.21	5.10	6.55
Pastini.....	Kg	8.13	8.33	-	-	8.29	8.33	7.11	9.90	-	-	8.06
Macaroni (Local) Without Egg....	Kg	5.73	5.59	5.44	5.23	5.20	5.04	5.29	6.09	5.19	5.03	5.37
'Fafa' Flour.....	kg	4.00	-	-	-	6.72	-	5.00	-	-	-	5.08
'Dube' Flour.....	kg	5.06	-	-	3.45	4.36	5.12	4.60	5.81	4.99	3.56	4.76
<b>BREAD AND OTHER PREPARED FOODS</b>												
'Enjera' ('Teff' Mixed).....	325gm	.80	.73	1.30	.86	.81	.75	.70	1.02	.88	.80	.80
'Dabo' (Traditional Ambasha)..	350gm	-	.71	-	.50	.76	.56	.57	.79	.53	.74	.61
'Dabo' (Traditional Sheleto)..	350gm	.63	.64	.69	.65	.52	.46	.54	.92	.68	.60	.67
Bread Wheat (Bakery).....	350gm	1.07	1.24	1.84	1.25	.97	1.63	1.49	1.69	1.60	1.07	1.35

April 2000 - June 2000  
Miazia 1992 - Sene 1992

45

Table 1 Part 2 :- (Cont'd) Quarterly Average Retail Price of Goods and Services in Rural Areas by Killil and Zone

April 2000 - June 2000  
Miaxia 1992 - Sene 1992

PRICE IN BIRR

ITEM	UNIT	K I L L I L A N D Z O N E S										Anhara Average
		A M H A R A										
		Semen Gondar	Debub Gondar	Semen Wello	Debub Wello	Semen Shewa	Misrak Gojam	Mirab Gojam	Wag Hemra	Awl	Oromiya	
<b>MEAT</b>												
Beef .....	Kg	8.11	8.65	9.00	5.50	9.37	8.11	9.37	10.00	9.31	4.57	8.67
<b>FISH AND FISH PRODUCTS</b>												
Fish Fresh.....	Kg	.99	1.08	-	-	-	-	.93	-	4.90	-	1.26
Sardines (Imported).....	125gm	-	-	-	-	6.56	3.62	-	-	-	-	5.09
<b>DIARY PRODUCTS AND EGG</b>												
Cow Milk (Unpasteurized).....	Lt	2.33	1.64	2.12	2.22	1.69	3.03	1.98	-	1.50	2.63	2.13
Cow Milk (pasteurized).....	Lt	-	-	-	-	-	-	2.63	-	.61	-	2.30
Camel Milk.....	Lt	-	-	-	-	-	-	-	-	-	-	-
Goat Milk.....	Lt	-	-	-	-	-	-	-	-	-	-	-
Powdered Milk (Edget).....	450gm	18.33	-	-	-	15.00	15.28	-	-	-	-	15.83
Yoghurt (Traditional).....	Lt	2.73	-	3.84	-	2.55	-	3.25	-	-	3.23	3.13
Cheese Cottage.....	Kg	5.00	-	-	-	2.23	-	-	-	-	-	2.92
Egg (Traditional).....	Dozen	3.12	2.64	2.93	2.65	3.26	3.23	3.11	1.96	2.99	3.15	2.90
<b>OILS AND FATS</b>												
Butter Unrefined.....	Kg	20.06	20.55	23.46	21.35	28.61	23.19	23.93	23.65	20.35	26.21	23.11
Cooking Oil (Imported).....	Lt	12.75	12.60	12.96	13.99	13.90	15.00	14.01	15.38	15.58	13.92	13.93
Cooking Oil (Local).....	Lt	13.79	14.77	15.44	14.35	13.95	15.29	14.82	-	14.23	12.76	14.44

Table 1 Part 2 :- (Cont'd) Quarterly Average Retail Price of Goods and Services in Rural Areas by Killilil and Zone

April 2000 - June 2000  
Miazia 1992 - Sene 1992

PRICE IN BIRR

ITEM	UNIT	KILLILIL AND ZONES										Amhara Average
		AMHARA										
		Semen Gondar	Debub Gondar	Semen Wello	Debub Wello	Semen Shewa	Misrak Gojam	Mirab Gojam	Wag Hemra	Awii	Oromiya	
<b>VEGETABLES AND FRUITS</b>												
<b>VEGETABLES (FRESH)</b>												
Ethiopian Kale.....	Kg	.52	.50	.79	.84	.78	.44	.43	-	.35	.51	.57
Cabbage.....	Kg	1.27	1.18	.75	.62	1.01	.91	.80	1.03	.73	.56	.81
Lettuce.....	Kg	1.91	.60	2.89	1.34	-	-	1.61	-	-	1.09	1.61
Spinach.....	Kg	.77	.81	-	-	1.12	-	.97	.78	.45	.53	.81
Carrot.....	Kg	2.48	1.68	1.90	1.23	1.68	1.88	1.54	3.96	.99	1.24	1.54
Tomatoes.....	Kg	1.29	.86	1.35	1.55	1.41	1.99	1.39	1.97	1.51	1.10	1.38
Onions.....	Kg	1.92	1.69	2.10	2.97	1.61	1.86	1.41	2.73	1.14	2.17	1.97
Garlics.....	Kg	4.16	2.42	3.03	4.84	2.55	3.65	3.00	4.81	2.87	4.23	3.53
Leaks.....	Kg	-	-	1.53	2.58	1.13	1.90	1.28	2.89	-	1.13	1.62
Pepper Green.....	Kg	3.77	3.50	3.48	3.36	2.89	3.56	2.19	3.24	1.89	2.70	3.01
Pumpkin.....	Kg	1.18	.56	.80	.67	.28	.26	.42	.56	-	.40	.55
Green Peas.....	Kg	-	-	-	-	-	-	-	-	-	-	-
Beet Root.....	Kg	4.52	1.31	1.26	1.03	1.23	1.95	1.42	-	1.16	1.17	1.50
Cauliflower.....	Kg	-	-	-	-	.84	-	-	-	-	-	.84
<b>FRUITS FRESH</b>												
Banana.....	Kg	2.72	2.44	1.92	1.36	1.68	1.68	2.04	3.12	1.28	1.45	1.88
Orange.....	Kg	3.70	2.84	2.81	1.19	1.50	1.86	2.13	-	2.35	1.42	2.02
Lemon.....	Kg	1.21	1.96	2.17	1.56	1.96	2.16	1.12	2.43	.72	1.10	1.60
Mandarine.....	Kg	-	2.00	-	-	-	-	1.46	-	-	1.78	1.67
Papaya.....	Kg	2.25	1.77	.81	1.00	.51	.84	1.58	.93	.68	.61	.94
Grapes.....	Kg	-	-	-	-	-	-	-	-	-	-	-
Avocado.....	Kg	-	-	-	-	-	-	3.08	-	-	-	3.08
Mango.....	Kg	-	-	-	-	1.97	-	3.07	-	2.02	2.49	2.44
Cactus.....	Kg	-	-	.88	-	-	-	-	.53	-	.99	.75

47

Table 1 Part 2 :- (Cont'd) Quarterly Average Retail Price of Goods and Services in Rural Areas by Killilil and Zone

April 2000 - June 2000  
Miazia 1992 - Sene 1992

## P R I C E I N B I R R

ITEM	UNIT	K I L L I L I L A N D Z O N E S										Anhara Average
		A M H A R A										
		Semen Gondar	Debub Gondar	Semen Wello	Debub Wello	Semen Shewa	Misrak Gojam	Mirab Gojam	Wag Hemra	Awii	Oromiya	
<b>SPICES</b>												
Pepper Whole.....	Kg	6.56	6.56	14.61	16.02	17.84	11.33	9.01	12.83	10.31	13.05	12.07
Black Pepper(Local).....	Kg	10.67	4.07	3.41	-	-	8.16	10.46	25.00	5.19	38.89	7.79
Long Pepper(Local).....	Kg	12.64	19.21	17.98	-	17.20	11.10	14.74	21.93	11.31	33.33	14.22
White Cumin(Bishop's Weed) Local.	Kg	6.19	6.94	7.77	8.05	11.64	7.10	6.90	8.64	6.71	7.65	7.73
Black Cumin(Local).....	Kg	8.76	7.65	10.09	10.73	11.38	10.49	10.58	12.28	8.47	10.86	10.21
Ginger Dry(Local).....	Kg	-	-	4.72	10.05	7.20	7.14	2.13	8.92	3.09	7.57	6.74
Ginger Wet(Local).....	Kg	1.68	2.35	4.15	4.20	3.44	3.78	1.98	6.45	2.36	3.09	3.32
Cloves(Imported).....	Kg	75.00	54.17	55.81	54.00	50.00	50.00	63.06	56.38	71.34	75.52	64.18
Cinnamon(Imported).....	Kg	50.00	-	58.17	108.33	-	-	55.00	-	50.00	63.65	61.93
Cardamon(Local).....	Kg	19.54	19.85	26.08	23.13	20.05	17.30	20.95	21.58	20.44	24.80	21.62
Tumeric Flour(Local).....	Kg	5.55	4.80	6.47	6.31	9.66	11.15	8.81	8.08	8.63	7.89	7.73
Chillies Whole.....	Kg	-	-	-	16.66	14.33	-	-	2.90	-	13.92	13.14
Basil Dry.....	Kg	4.12	5.20	6.26	8.21	8.97	10.66	7.75	5.55	5.66	7.85	6.95
<b>POTATOES, OTHER TUBERS AND STEMS</b>												
Potato.....	Kg	1.07	.89	1.27	1.29	1.64	1.06	.73	1.74	.55	1.53	1.05
Sweet Potato.....	Kg	-	-	.72	.70	.77	-	1.25	-	2.33	1.00	.90
'Kocho' (Unprocessed).....	Kg	-	-	-	-	-	-	-	-	-	-	-
'Bula'.....	Kg	-	-	-	-	-	-	-	-	-	-	-
<b>COFFEE, TEA, CHAT AND BUCK-THORN LEAVES</b>												
Tea Leaves(Local).....	100gm	2.13	2.07	2.21	2.08	2.14	2.02	2.20	2.13	2.04	2.03	2.11
Coffee Whole.....	Kg	7.55	-	7.36	7.26	6.47	-	-	-	-	6.00	6.49
Coffee Beans.....	Kg	13.15	12.50	11.24	10.23	13.03	11.26	12.99	12.46	12.00	12.85	12.19
Coffee Leaves.....	Kg	-	-	-	-	-	-	-	-	-	1.21	1.21
Buck Thorn Leaves.....	Kg	2.38	3.43	2.26	2.64	2.96	2.36	3.05	2.75	3.35	2.43	2.70
'Chat'.....	Kg	6.25	-	5.69	3.58	7.92	8.97	45.00	11.72	6.30	5.99	7.25

Table 1 Part 2 :- (Cont'd) Quarterly Average Retail Price of Goods and Services in Rural Areas by Killil and Zone

April 2000 - June 2000  
Miazia 1992 - Sene 1992

PRICE IN BIRR

ITEM	UNIT	K I L L I L A N D Z O N E S										Amhara Average
		A M H A R A										
		Semen Gondar	Debub Gondar	Semen Wello	Debub Wello	Semen Shewa	Misrak Gojam	Mirab Gojam	Wag Hemra	Awi	Oromiya	
Malt-Barley.....	Kg	2.86	3.13	3.73	5.08	3.37	1.22	2.62	2.97	-	3.69	3.19
Malt-Wheat.....	Kg	-	2.41	4.45	-	3.32	1.43	2.81	-	-	4.09	2.62
<b>OTHER FOOD ITEMS</b>												
Salt.....	Kg	1.79	1.56	1.61	1.58	1.46	1.53	1.86	2.27	2.02	1.27	1.68
Sugar.....	Kg	6.22	6.43	6.40	6.65	5.51	5.91	5.60	6.69	5.87	6.02	6.13
Honey.....	Kg	9.54	9.17	14.13	11.86	18.80	10.00	8.96	10.79	7.63	13.97	11.15
Canned Tomato (Local).....	410gm	8.21	7.68	7.43	7.12	5.27	7.30	-	6.97	11.71	10.25	7.75
<b>FOOD TAKEN AWAY FROM HOME</b>												
Cup of Tea.....	No	.26	.26	.27	.25	.26	.23	.26	.26	.22	.26	.25
Cup of Coffee.....	No	.69	.66	.77	-	.76	.83	.67	1.00	.75	.78	.73
Cup of Milk.....	No	.63	.61	1.00	-	.78	1.00	.69	1.00	.76	.55	.72
'Key Wot Yebere'.....	One Meal	3.34	3.22	3.50	2.70	3.43	3.71	3.18	-	3.57	3.50	3.31
'Key Wot Yebeg/Yefyel'.....	One Meal	3.31	3.27	3.73	3.31	3.88	3.20	3.43	3.58	3.53	3.94	3.48
<b>COST OF MILLING</b>												
Cereals.....	100Kg	10.59	9.13	10.21	10.66	9.01	7.34	9.12	15.64	9.39	8.50	9.89
Pulses.....	100Kg	24.08	20.56	25.75	28.46	9.10	10.52	12.14	-	13.34	9.66	14.73
Pepper Whole.....	100Kg	52.50	57.12	52.00	84.76	63.67	58.13	50.07	100.00	49.31	90.19	61.01
<b>BEVERAGES - NON ALCHOLIC</b>												
Ambo Mineral Water.....	500cc	2.52	1.50	2.25	2.00	1.86	1.90	2.06	2.08	2.00	2.00	2.10
Bure Mineral Water.....	500cc	2.29	1.97	2.00	-	1.63	1.80	1.63	-	1.50	-	1.87
Coca Cola/Fanta.....	300cc	2.00	2.00	2.30	2.04	1.97	2.03	2.01	2.50	2.27	1.98	2.06
Pepsi Cola/Mirinda.....	300cc	2.03	2.24	2.30	2.00	1.93	2.03	2.01	2.77	2.35	2.00	2.10

Table 1 Part 2 :- (Cont'd) Quarterly Average Retail Price of Goods and Services in Rural Areas by Killilil and Zone

April 2000 - June 2000  
Miazia 1992 - Sene 1992

PRICE IN BIRR

ITEM	UNIT	K I L L I L A N D Z O N E S										Anhara Average
		A M H A R A										
		Semen Gondar	Debub Gondar	Semen Wello	Debub Wello	Semen Shewa	Misrak Gojam	Mirab Gojam	Wag Hemra	awi	Oromiya	
<b>BEVERAGES - ALCOHOLIC</b>												
Araki (Local).....	900cc	27.98	26.57	27.00	-	24.43	27.00	25.39	31.78	20.44	22.00	26.36
Cognac (Local).....	900cc	-	-	-	-	24.75	-	21.00	-	-	-	22.50
Brandy (Local).....	900cc	30.33	-	-	-	22.25	-	21.00	-	-	22.00	24.58
Gin (Local).....	900cc	28.25	27.09	28.37	-	22.78	23.78	25.47	-	22.67	22.71	25.71
Saris Wine (Normal).....	750cc	8.00	-	-	7.50	7.35	6.00	7.15	-	7.67	6.00	7.20
'Katikalla'.....	Lt	6.62	6.53	9.12	6.67	7.10	6.74	6.53	9.06	5.15	7.07	6.92
Beer (Bedele).....	330cc	3.60	3.39	-	-	3.00	3.50	3.26	-	3.45	-	3.44
Beer (Harar).....	330cc	-	-	-	-	3.07	-	-	-	-	3.00	3.06
Beer (Meta Abo).....	330cc	3.57	3.54	3.30	3.14	3.10	3.41	3.57	3.73	3.50	3.08	3.43
'Tella'.....	Lt	.58	.61	.59	.72	.70	.71	.58	.59	.55	.68	.63
'Tej' (Mead).....	Lt	3.47	3.31	2.84	1.87	1.89	2.75	3.99	1.98	3.12	1.54	2.66
<b>CIGARETTES AND TOBACCO</b>												
<b>CIGARETTES</b>												
Nyala.....	Packet	4.66	4.79	4.80	4.87	4.69	4.55	4.65	5.06	4.58	4.68	4.74
Gissila.....	Packet	-	-	2.00	1.78	1.35	2.41	2.00	1.00	-	1.63	1.75
Rothmans.....	Packet	8.30	8.60	8.22	7.82	7.92	8.39	8.35	9.42	8.00	7.57	8.29
<b>TOBACCO</b>												
'Gaya'.....	Kg	-	-	7.28	10.47	10.89	10.95	-	-	8.73	10.26	10.15

Table 1 Part 2 :- (Cont'd) Quarterly Average Retail Price of Goods and Services in Rural Areas by Killil and Zone

April 2000 - June 2000  
Miazia 1992 - Sene 1992

## P R I C E I N B I R R

## K I L L I L A N D Z O N E S

## A M H A R A

ITEM	UNIT	AMHARA									Amhara Average	
		Semen Gondar	Debub Gondar	Semen Wello	Debub Wello	Semen Shewa	Misrak Gojam	Mirab Gojam	Wag Hemra	Awi		Oromiya
<b>CLOTHING AND FOOT WEAR</b>												
<b>CLOTHING</b>												
Abujedid(Akaki/Bahir Dar)91cm. Meter		3.54	4.00	4.00	5.00	4.44	5.42	4.39	4.34	5.39	3.89	4.22
Abujedid(Komb./Arba Min.)150cm Meter		5.06	5.29	5.23	5.08	5.00	5.54	5.16	4.93	5.00	5.09	5.19
Khaki(S-10,000 Twil)110cm..... Meter		-	-	-	-	-	-	12.22	-	-	-	12.22
Khaki(Akaki)91cm..... Meter		-	-	-	-	-	12.50	8.66	-	-	-	9.70
Wool-England 100%..... Meter		-	-	-	-	-	-	-	-	-	-	-
Tetron(Arba Minch)..... Meter		-	-	-	-	22.50	14.29	14.13	-	14.00	-	15.08
Poplin(Dire Dawa)105cm..... Meter		6.25	6.00	6.00	-	7.40	6.54	6.53	-	10.67	7.33	6.67
Poplin(Komb./Arba Minch)150cm. Meter		6.00	-	-	-	11.00	10.38	9.80	-	-	11.00	10.11
Nylon(Mojo)..... Meter		10.72	-	-	7.80	10.50	12.18	9.62	10.00	-	-	8.43
Polyster(Arba Minch/Awasa).... Meter		14.83	-	-	13.40	12.00	8.00	11.82	14.78	14.22	12.00	13.47
Jersi..... Meter		-	-	12.00	-	12.10	11.90	11.78	-	12.19	-	11.92
Cotton..... Kg		3.30	3.97	4.90	5.08	5.56	4.27	4.59	4.06	3.86	6.73	4.35
<b>COST OF TAILORING</b>												
Woolen Suit (Men)..... No		-	-	-	-	-	-	233.93	-	180.00	-	227.19
Khaki Suit (Men)..... No		22.42	21.00	35.00	24.25	30.63	19.91	23.80	17.28	23.15	15.88	22.81
Khaki Suit (Boys)..... No		15.11	15.17	15.00	15.03	16.13	14.57	15.65	12.02	15.31	14.90	15.08
<b>READY-MADE / FOR ADULTS</b>												
'Netela'..... No		18.71	18.13	21.05	20.06	22.31	19.76	23.79	20.35	19.48	19.00	20.28
'Gabi'..... No		40.18	38.83	46.23	44.93	52.33	43.19	49.95	39.98	44.34	40.69	43.21
Shirts Long Sleeved (Local)..... No		25.25	-	36.67	-	32.60	36.00	25.86	-	28.00	-	28.62
Shirts Short Sleeved (Local)..... No		28.29	-	-	-	-	27.50	-	-	18.00	-	26.27
Shirts Long Sleeved (Imported).... No		39.50	67.08	43.83	-	69.55	43.20	61.62	-	54.71	33.63	55.89
Shirts Short Sleeved (Imported).. No		-	-	-	-	52.14	-	47.83	-	-	31.00	46.56

Table 1 Part 2 :- (Cont'd) Quarterly Average Retail Price of Goods and Services in Rural Areas by Killilil and Zone

April 2000 - June 2000  
Miaxia 1992 - Sene 1992

PRICE IN BIRR

ITEM	UNIT	KILLILIL AND ZONES										Anbara Average
		AMHARA										
		Semen Gondar	Dehub Gondar	Semen Wello	Dehub Wello	Semen Shewa	Misrak Gojam	Mirab Gojam	Wag Hemra	Awl	Oromiya	
Socks (Cotton) Imported.....	Pair	8.50	7.58	7.25	-	7.52	7.57	7.51	14.00	7.88	8.20	7.78
Sweater (Local) Men.....	No	36.60	-	-	-	-	21.73	26.31	-	27.67	25.00	26.39
Sweater (Local) Women.....	No	-	-	-	-	11.00	14.80	-	-	-	-	14.17
Shash (Imported).....	No	12.94	12.50	19.53	8.59	18.72	10.10	11.48	-	16.91	11.34	12.96
Singlets (Local) White.....	No	10.25	-	-	-	10.91	10.00	10.89	16.70	10.40	8.50	11.30
Jeans Trouser.....	No	70.21	80.90	93.00	-	80.42	72.08	79.81	92.14	87.00	68.00	79.89
Woolen Suit.....	No	-	-	-	-	-	-	933.33	-	-	-	933.33
'Kemisna Netela'.....	No	86.25	82.86	-	-	115.00	78.29	110.17	-	132.50	-	98.19
Sweater-Men (Imported).....	No	-	-	-	-	-	-	113.50	-	157.50	-	120.83
Sweater-Women (Imported).....	No	102.50	-	-	-	-	-	125.00	-	-	-	112.14
Nylon Dress.....	No	-	-	-	-	-	-	-	-	-	-	-
Tetron Trouser.....	No	-	-	-	-	39.60	-	43.50	-	-	-	42.65
Leather Jacket.....	No	-	-	-	-	350.00	250.00	307.73	403.33	-	-	324.69
Under Wear China.....	No	-	20.00	-	-	20.00	-	-	-	-	-	20.00
<b>READY-MADE / FOR CHILDREN</b>												
Sweater (Local) for Boys.....	No	22.17	-	-	-	24.33	15.28	14.74	-	15.02	-	15.55
Socks (Imported) Cotton.....	Pair	3.67	4.75	-	4.33	4.96	5.93	3.99	6.33	3.91	5.64	4.50
Jeans Trouser.....	No	-	70.00	-	-	77.50	-	-	70.00	-	-	72.50
Shirt Long Sleeved(Imported)Boys.	No	-	-	-	-	40.00	-	27.90	-	-	28.75	30.02
Sweater (England) for Girls.....	No	-	-	-	-	-	-	-	-	-	-	-
Short for Boys.....	No	5.66	7.84	6.40	6.96	8.14	7.21	7.70	7.28	11.22	5.20	7.14

52

Table 1 Part 2 :- (Cont'd) Quarterly Average Retail Price of Goods and Services in Rural Areas by Killil and Zone

April 2000 - June 2000  
Miazia 1992 - Sene 1992

PRICE IN BIRR

ITEM	UNIT	K I L L I L A N D Z O N E S										Amhara Average
		A M H A R A										
		Semen Gondar	Dehub Gondar	Semen Wello	Dehub Wello	Semen Shewa	Misrak Gojam	Mirab Gojam	Wag Hemra	Awi	Oromiya	

FOOTWEAR (MEN AND WOMEN)

Abnessa Leather Shoes Men(Local)Pair	-	-	-	-	66.00	55.00	73.75	-	90.00	-	68.92
Leather Shoes Men (Croft)..... Pair	-	-	-	-	-	-	-	-	-	-	-
Walking Shoes(Imp.) Non-Leather Pair	-	115.00	-	-	-	-	105.00	-	-	-	110.00
Canvas Shoes (Local) Men..... Pair	22.46	22.72	-	21.00	20.00	21.51	21.02	22.60	21.22	-	21.66
Canvas Shoes (China) Men..... Pair	22.79	-	-	27.83	-	26.45	23.29	24.25	21.50	-	24.06
Plastic Shoes (Local) Women.... Pair	9.67	9.70	10.68	10.96	10.72	11.21	9.61	12.24	11.31	9.57	10.46
Slippers Sponge Adult (China).. Pair	9.53	9.06	7.73	8.61	9.10	9.88	8.63	10.33	9.54	9.80	9.15
Boots for Men Plastic (Local).. Pair	50.67	-	-	-	41.27	44.77	42.45	-	45.00	-	43.59

Table 1 Part 2 :- (Cont'd) Quarterly Average Retail Price of Goods and Services in Rural Areas by Killilil and Zone

April 2000 - June 2000  
Miazia 1992 - Sene 1992

PRICE IN BIRR

KILLILIL AND ZONES

ITEM	UNIT	AMHARA									Amhara Average
		Semen Gondar	Debut Gondar	Semen Wello	Debut Wello	Semen Shewa	Misrak Gojam	Mirab Gojam	Wag Hemra	Awi	

CONSTRUCTION MATERIALS, WATER, AND FUEL AND POWER

CONSTRUCTION MATERIALS

Cement/Bag/(Local).....	50Kg	47.17	50.17	-	-	40.00	60.40	47.63	50.00	40.00	39.00	49.26
Lime.....	Kg	2.00	-	-	-	-	-	1.05	-	1.50	.70	1.17
Nail (7cm - 12cm).....	Kg	8.63	8.76	8.94	8.53	9.84	9.22	7.84	10.67	8.96	8.66	8.84
Nail With Cape.....	Kg	11.35	11.64	11.19	-	10.85	10.61	11.06	11.73	10.45	11.06	11.15
Corrugated Iron Sheet (.2mm).....	No	-	-	-	-	37.00	40.00	41.36	-	-	-	40.72
Wood for House Construction('Atana')..	No	5.53	4.42	3.09	-	5.75	4.08	4.01	3.50	3.98	3.13	4.19
Wall Paints-Super (Fluid) Normal.....	4Kg	60.00	63.00	-	-	57.50	63.00	61.21	62.50	60.00	-	61.24
Wall Paints-Super (Fluid) Plastic.....	4Kg	-	-	-	-	-	95.00	90.00	-	81.67	-	88.46
Coarse Aggregate Gravel.....	Meter Cube	-	-	-	-	-	-	-	-	-	-	-
Hollow Concrete Block(20x20x40 cm Cube)No	-	-	3.00	-	-	1.95	-	2.54	-	-	-	2.48
Bricks (25cm x 12cm x 6cm).....	No	-	-	-	-	-	1.25	2.17	-	-	-	1.86
Floor Board 4m Length.....	No	-	-	-	-	-	46.17	-	-	-	-	46.17
Iron Pipe 6mt. (1/2 inch Wide) Local..	No	48.00	44.00	-	-	-	44.67	43.50	-	46.50	-	44.94
Chipwood (125cm x 250cm x 8mm).....	No	-	-	-	-	-	105.00	85.00	-	-	-	90.71
Sand.....	Meter Cube	-	-	-	-	-	-	922.50	-	-	-	922.50
Gutter N# 32.....	Meter	-	-	-	-	-	-	28.00	-	-	-	28.00
Window Glass (50cm x 50cm x 3mm).....	No	-	-	-	-	-	-	27.89	-	-	-	27.89
Water Tanker (1meter cube).....	No	-	-	1500.00	-	-	-	1616.67	-	-	-	1558.33
Stone for House Construction..	Meter Cube	-	-	20.00	-	-	14.22	19.83	-	-	-	17.70

WATER

Water.....	Meter Cube	4.42	4.63	3.93	-	8.43	3.60	4.69	4.63	2.97	10.44	5.79
------------	------------	------	------	------	---	------	------	------	------	------	-------	------

Table 1 Part 2 :- (Cont'd) Quarterly Average Retail Price of Goods and Services in Rural Areas by Killilil and Zone

April 2000 - June 2000  
Miazia 1992 - Sene 1992

## P R I C E I N B I R R

## K I L L I L I L A N D Z O N E S

ITEM	UNIT	A M H A R A										Amhara Average
		Semen Gondar	Debub Gondar	Semen Wello	Debub Wello	Semen Shewa	Misrak Gojam	Mirab Gojam	Wag Hemra	Awii	Oromiya	

## FUEL AND POWER

Fire Wood.....	Meter Cube	42.56	31.48	18.90	33.75	43.26	41.21	36.52	67.29	39.94	40.78	40.10
Charcoal.....	Kg	.73	.85	1.18	.84	.71	1.39	1.06	-	1.26	.74	.96
Dung Cake.....	Kg	.19	.15	-	-	-	.26	.26	.22	-	-	.20
Kerosine.....	Lt	2.75	2.42	2.83	2.64	2.73	2.88	2.26	4.53	2.74	2.63	2.77
Diesel.....	Lt	2.72	3.08	3.32	3.00	2.49	3.47	2.77	4.09	2.89	2.62	3.10
Electric.....	K.Watt	.46	-	-	-	-	.36	-	-	-	.49	.45
Matches.....	Box	.28	.26	.26	.26	.24	.24	.23	.28	.24	.24	.25
Candles.....	No	.96	.98	.93	.98	.89	1.01	.96	1.00	.96	1.00	.97
Buthane Gas (Shell).....	12.5 Kg	-	-	-	-	-	-	-	-	-	-	-
Eveready Drycell.....	No	1.92	2.06	1.99	1.92	1.93	1.91	1.97	2.02	1.93	1.78	1.95

## FURNITURE, FURNISHING, HOUSEHOLD EQUIPMENT AND OPERATION

## CHAIRS, TABLES, ETC.

Table Wanza (Machine made) Varnished..	No	-	150.00	250.00	-	-	150.00	250.59	-	173.33	-	208.75
Table Wanza (Hand made) Not Varnished..	No	-	-	-	-	-	36.67	71.11	-	109.71	-	79.89
Chairs Wanza (Machine Made) Varnished..	No	-	58.75	52.50	-	-	58.00	71.57	-	46.67	-	64.75
Chairs Wanza (Hand Made) Varnished....	No	-	-	-	-	-	-	56.11	-	45.00	-	54.09
Cupboard Wanza (2 doors) Varnished....	No	-	800.00	1200.00	-	-	545.00	1147.62	-	933.33	-	1016.76
Double Bed Wanza (120cm) Varnished....	No	-	414.00	600.00	-	500.00	314.29	465.00	600.00	415.71	-	446.80
Sofas (Complete).....	No	-	-	-	-	-	2250.00	2630.95	-	2166.67	-	2548.08
Book Shelves Wanza (3 Shelves) no Door	No	-	198.33	250.00	-	-	208.13	195.29	-	300.00	-	212.65

## FURNISHINGS &amp; REPAIRS

Bed Sheet (Non-Patterned Bahir Dar)	Pair	44.00	45.57	-	-	46.11	48.00	47.57	53.50	48.00	-	47.23
Bed Sheet(Patterned Kombolcha)	Pair	-	-	-	-	-	47.00	80.44	-	-	-	77.10

Table 1 Part 2 :- (Cont'd) Quarterly Average Retail Price of Goods and Services in Rural Areas by Killil and Zone

April 2000 - June 2000  
Miazia 1992 - Sene 1992

PRICE IN BIRR

KILLIL AND ZONES

ITEM	UNIT	AMHARA										Anhara Average
		Semen Gondar	Debub Gondar	Semen Wello	Debub Wello	Semen Shewa	Misrak Gojam	Mirab Gojam	Wag Hemra	Awl	Gromiya	
Bed Cover(Patterned Kombolcha).....	No	-	-	-	-	-	-	63.44	-	-	-	63.44
Blanket Woolen(Debra B.)160cm x 220cm. No	No	-	-	84.00	-	78.63	82.27	93.47	88.00	-	-	88.89
Mattress-Sponge (A.A Foam) 120cm.....	No	-	-	-	-	-	-	302.56	-	300.00	-	301.92
Towel-Local (Kombolcha).....	No	-	-	-	-	-	35.00	15.13	-	-	-	17.33
<b>EARTHEN WARE</b>												
Water Pot.....	No	8.74	4.10	4.42	3.30	3.53	4.50	4.50	4.44	3.28	3.45	4.37
'Jebena' Medium Size.....	No	2.09	1.20	1.71	1.25	1.50	2.09	1.74	1.96	1.15	1.55	1.60
'Mitad' (Griddle of Clay).....	No	6.55	4.64	5.30	4.18	7.86	5.71	5.54	4.46	5.11	4.73	5.35
Local Stove '(Lakech)'	No	9.55	8.86	-	-	7.80	7.31	8.68	-	9.90	10.00	8.76
Cup for Coffee (China).....	No	1.09	1.04	1.08	1.11	1.12	1.02	1.08	1.25	1.06	1.23	1.11
<b>STRAW, BAMBOO AND OTHERS</b>												
'Sefed'.....	No	3.80	2.84	5.83	3.17	4.80	5.73	3.20	6.02	3.03	3.56	4.23
Sack 100Kg Capacity.....	No	6.34	4.73	-	3.44	-	6.00	-	-	3.00	-	4.83
<b>METAL WARE</b>												
Cooking Pan Medium (Local).....	No	19.33	20.87	19.11	-	29.00	26.28	25.75	27.25	24.69	18.08	23.71
Tray (Nickel) Medium N <sup>o</sup> 45 Local.....	No	-	13.17	-	-	-	-	-	21.83	19.50	-	16.97
Electric 'Mitad' Aluminium.....	No	-	-	-	-	-	-	362.50	-	-	-	362.50
Gas Stove (Kerosine) China.....	No	39.33	-	44.11	-	46.00	54.07	42.52	40.33	43.20	47.17	44.92
<b>PLASTIC WARE (LOCAL MADE)</b>												
Jerrycan (20 Litres).....	No	25.31	-	24.33	-	29.41	26.68	27.37	30.68	14.00	28.92	27.07
Bucket (20 Litres).....	No	14.93	15.02	15.50	16.28	17.13	17.63	17.26	16.19	16.26	18.00	16.42

PRICE IN BIRR

Table 1 Part 2 :- (Cont'd) Quarterly Average Retail Price of Goods and Services in Rural Areas by Killil and Zone

April 2000 - June 2000  
Miazia 1992 - Sene 1992

## P R I C E I N B I R R

ITEM	UNIT	K I L L I L A N D Z O N E S										Amhara Average
		A M H A R A										
		Semen Gondar	Debub Gondar	Semen Wello	Debub Wello	Semen Shewa	Misrak Gojam	Mirab Gojam	Wag Hemra	Awi	Oromiya	
<b>GLASS WARE</b>												
Glass for Tea (Duralex).....	No	2.75	3.19	2.50	2.63	3.25	2.75	2.91	3.50	2.97	3.08	3.01
<b>OTHER HOUSEHOLD EQUIPMENT</b>												
Kerosine Lamp.....	No	17.40	20.71	25.33	-	18.43	21.86	20.97	32.13	20.33	23.14	21.58
'Kuraz' Small Local Kerosine Lamp.....	No	1.37	1.29	1.26	1.04	1.02	-	1.15	1.46	1.38	1.19	1.28
Flash Light.....	No	6.02	5.78	6.18	5.99	6.44	5.64	5.85	6.41	6.40	5.99	6.06
Electric Bulb Philips(40/60 Watt).....	No	-	-	3.00	-	-	-	-	-	-	-	3.00
<b>HOUSEHOLD OPERATION</b>												
Hard Soap (Local).....	200gm	1.97	1.92	1.93	1.94	2.01	2.02	1.99	1.99	1.83	1.92	1.95
Hard Soap (Imported).....	200gm	2.38	2.48	2.43	2.52	2.66	2.38	2.54	2.61	2.60	2.54	2.51
Detergent (Omo).....	50gm	1.27	1.23	1.52	1.48	1.37	1.00	1.22	1.52	1.26	1.55	1.31
Incense.....	Kg	-	-	16.73	10.28	6.53	8.05	9.28	11.67	8.12	9.24	9.98
Sandal Wood.....	No	.25	.26	.25	.26	.23	.35	.23	.25	.22	.26	.25
Toilet Paper (Mamko).....	Roll	3.12	3.00	3.00	3.00	3.00	3.00	3.10	3.00	3.00	3.03	3.04
<b>DRY CLEANING</b>												
Dry Cleaning (Suit Men).....	No	-	-	-	-	-	-	12.50	-	15.00	-	13.33
<b>DOMESTIC SERVICE</b>												
Maid Servant.....	Month	11.64	10.72	12.27	12.90	18.59	12.55	14.25	14.65	12.16	21.20	13.74
Unskilled Service (Daily Laborer)....	Day	5.78	4.58	5.15	3.84	5.50	4.99	4.65	5.35	4.09	6.33	5.08

Table 1 Part 2 :- (Cont'd) Quarterly Average Retail Price of Goods and Services in Rural Areas by Killilil and Zone

April 2000 - June 2000

Miazia 1992 - Sene 1992

PRICE IN BIRR

KILLILIL AND ZONES

ITEM	UNIT	AMHARA									Amhara Average	
		Semen Gondar	Debub Gondar	Semen Wello	Debub Wello	Semen Shewa	Misrak Gojam	Mirab Gojam	Wag Hemra	Awii		Oromiya
<b>MEDICAL CARE</b>												
Ampicillin(250 mg) Local.....	56 Caps	18.71	19.25	19.60	-	18.20	21.01	21.17	19.60	21.40	18.20	19.87
Dichlorophine(500 mg) Local.....	6 Pills	1.80	1.43	2.00	-	1.62	1.79	1.69	1.60	-	-	1.76
Tetracycline(250mg) Local.....	56 Caps	10.18	9.94	11.20	9.80	8.40	10.16	10.58	11.57	12.04	9.02	10.20
Penicillin Injection(4 Mu. Local). Bottle		4.44	4.14	4.00	4.50	4.25	5.00	4.28	3.70	4.75	3.97	4.30
Chloramphenicol(250mg) Local.....	56 Caps	17.55	14.76	19.60	-	16.10	19.28	15.22	-	-	-	16.35
Dipron(500mg) Local.....	20 Pills	2.33	2.11	2.00	4.00	2.17	2.23	3.32	2.33	3.22	2.64	2.71
Cough Syrup (Berantine) Local.....	125cc	8.69	7.60	7.97	9.00	7.77	9.46	8.15	8.00	7.17	7.30	8.10
Bactrim(480mg) Local.....	30 Pills	10.50	-	-	-	9.00	-	8.65	-	-	-	8.85
Vermox(100mg) Local.....	12 Pills	2.88	1.54	-	-	2.67	1.50	2.97	1.40	3.08	2.11	2.56
Mezel(250mg) Local.....	30 Caps	5.54	4.33	6.00	5.25	4.67	4.38	5.57	5.70	6.42	4.76	5.25
Asprin (300 mg) Local.....	20 Pills	1.97	1.52	2.00	1.00	1.67	1.94	2.45	1.67	2.22	1.98	2.07
<b>OTHER MEDICAL EXPENSES</b>												
Doctor's Fee (Government).....	per visit	1.03	.78	.59	.88	.87	.50	.76	.63	.75	.62	.74
Doctor's Fee (Private).....	per visit	2.40	5.00	7.00	-	10.00	2.83	13.00	-	-	-	7.25
Injection (Service Charge).....	Once	1.80	.70	.50	-	1.11	.65	.67	-	-	.63	.84
<b>TRANSPORT AND COMMUNICATION</b>												
<b>TRANSPORT</b>												
Benzene.....	Lt	3.04	3.50	3.45	-	2.88	3.05	3.03	4.75	3.07	2.86	3.40
Motor Oil (Mobil).....	Lt	18.70	18.17	-	-	18.70	17.85	18.47	-	-	-	18.33
Car Washing and Greasing.....	No	-	-	-	-	25.00	-	25.00	-	-	-	25.00
Animal Transport fare.....	Trip	11.88	13.79	35.78	23.43	12.43	12.21	13.37	22.36	-	20.00	18.90
Cart Fare.....	Trip	.50	-	-	-	1.00	.54	-	-	-	-	.65

Table 1 Part 2 :- (Cont'd) Quarterly Average Retail Price of Goods and Services in Rural Areas by Killilil and Zone

April 2000 - June 2000  
Miazia 1992 - Sene 1992

PRICE IN BIRR

KILLILIL AND ZONES

AMHARA

ITEM	UNIT	KILLILIL AND ZONES									Amhara Average	
		Semen Gondar	Debub Gondar	Semen Wello	Debub Wello	Semen Shewa	Misrak Gojam	Mirab Gojam	Wag Hemra	Awi		Oromiya
<b>ENTERTAINMENT AND EDUCATION</b>												
<b>EQUIPMENT AND ACCESSORIES</b>												
T.V. Set Philips 21 inch(Colored)..... No	-	-	-	-	-	-	-	-	-	-	-	-
Cassette Recorded Original(Local Music)No	13.00	13.00	13.00	-	13.00	13.00	13.00	-	13.33	-	13.03	
Radio Set Philips 3 Band..... No	-	-	-	-	150.00	155.00	168.33	-	-	-	164.58	
Tape Recorder National (2 Speaker).... No	-	-	-	-	-	-	-	-	-	-	-	
Expense for Photograph(Passport size)4Pho	3.33	3.83	3.00	3.00	5.67	3.50	4.14	4.00	3.40	3.00	3.82	
Newspaper (Addis Zemen)..... No	-	-	-	-	.50	-	.60	-	.50	-	.52	
<b>EDUCATION</b>												
Exercise Book (50 Leaves) Local..... No	1.78	1.66	1.99	1.91	1.75	1.77	1.57	1.93	1.94	1.83	1.78	
Pencil (China)..... No	.25	.27	.28	.28	.25	.28	.27	.32	.27	.30	.28	
Ball Point-Bic England..... No	.98	.98	1.03	1.04	1.07	1.04	1.02	1.05	.91	1.05	1.02	
Day School Fee-Public(Grade 7 & 8)..Month	-	-	-	-	-	-	-	-	-	-	-	
Day School Fee-Private(Grade 9-12)..Month	-	-	-	-	-	13.00	-	-	-	-	13.00	
Night School Fee-Government(Gr.9-12)Month	14.50	14.50	18.00	-	13.75	14.50	13.87	15.17	-	-	14.52	
<b>PERSONAL CARE AND EFFECTS</b>												
<b>PERSONAL CARE</b>												
Lux Toilet Soap..... 90gm	3.37	3.47	3.57	3.44	3.60	-	3.02	3.64	3.23	3.49	3.48	
Blade-TOPAZ..... No	.29	.26	.28	.28	.25	.26	.25	.30	.26	.25	.27	
Hair Dressing (Traditional)..... No	1.03	1.03	1.67	1.03	1.90	1.29	1.11	1.55	1.04	1.28	1.26	
Hair Dressing (Modern)..... No	5.29	5.25	7.00	-	6.60	5.00	5.17	-	5.00	-	5.38	
Barbery (Mens Hair Cut)..... No	1.88	2.11	3.00	2.00	2.19	2.25	2.12	3.00	1.80	1.65	2.11	
Paraffin Hair Oil..... 330cc	8.22	8.30	8.75	7.88	7.98	8.81	8.14	8.75	8.06	7.81	8.23	
Zenith Hair Oil..... 330cc	8.11	8.24	8.76	8.75	7.97	8.25	8.09	9.63	8.90	8.85	8.37	

Table 1 Part 2 :- (Cont'd) Quarterly Average Retail Price of Goods and Services in Rural Areas by Killil and Zone

April 2000 - June 2000  
Miazia 1992 - Sene 1992

PRICE IN BIRR

KILLIL AND ZONES

ITEM	UNIT	A M H A R A										Anhara Average
		Semen Gondar	Debub Gondar	Semen Wello	Debub Wello	Semen Shewa	Misrak Gojam	Mirab Gojam	Wag Hemra	Awii	Oromiya	
<b>PERSONAL EFFECTS</b>												
Umbrella-Men Medium (Local).....	No	26.19	26.38	26.35	27.18	25.77	26.41	26.36	23.83	26.49	25.40	26.34
Umbrella-Women Medium (Imported).....	No	20.29	23.09	22.22	-	22.18	21.20	23.61	-	23.70	23.18	22.65
Hand Bag (Imported Synthetic).....	No	-	-	-	-	-	-	-	-	-	-	-
Belt (Local) Machine Made.....	No	10.35	9.18	12.61	-	10.36	9.21	9.78	9.14	8.66	6.84	9.55
Belt (Local) Hand Made.....	No	2.85	2.53	3.50	2.97	2.00	2.16	2.64	3.83	2.92	1.48	2.65
<b>JEWELLERY</b>												
Seiko-21 Jewels Automatic (Men).....	No	-	-	-	-	450.00	-	-	-	-	-	450.00
Seiko-21 Jewels Automatic (Women).....	No	-	-	-	-	380.00	-	-	-	-	-	380.00
Earrings (4gm 18 carat Local).....	Pair	293.33	-	320.00	-	292.00	-	286.67	-	-	-	296.47
Neck Laces (6gm 21 carat Imported)....	No	-	530.00	510.00	-	-	-	460.00	-	-	-	500.00
Rings (4gm 18 carat Local).....	No	293.33	-	320.00	-	292.00	-	286.67	-	-	-	296.47
<b>LIVESTOCK AND DRAUGHT ANIMALS</b>												
<b>LIVESTOCK</b>												
Sheep (10-15Kg).....	No	77.23	66.27	63.44	56.35	58.37	64.41	76.38	54.89	80.00	57.00	65.09
Goat (10-15Kg).....	No	60.27	55.72	56.54	55.37	48.64	50.64	53.90	67.22	61.43	53.99	56.61
Heifer (2-4 Years).....	No	372.15	352.20	293.56	279.96	329.00	378.44	371.50	273.45	456.90	314.81	332.08
Cow (4 Years and Above).....	No	545.18	486.28	460.67	471.67	570.00	558.56	615.99	450.74	822.50	474.26	524.12
Bull (2-4 Years).....	No	346.53	341.88	297.14	344.13	351.43	474.62	413.89	338.18	504.74	360.09	367.49
Ox (4 Years and Above).....	No	638.85	500.86	567.87	627.69	838.26	731.10	651.32	530.01	870.50	720.74	640.84
Hen (Indigenous).....	No	6.54	5.34	6.58	5.98	7.54	8.00	8.35	4.48	8.44	7.44	6.81
Cock (Indigenous).....	No	9.18	7.83	8.25	6.87	10.97	10.24	10.13	5.04	11.17	9.68	8.88

Table 1 Part 2 :- (Cont'd) Quarterly Average Retail Price of Goods and Services in Rural Areas by Killilil and Zone

April 2000 - June 2000  
Miazia 1992 - Sene 1992

PRICE IN BIRR

KILLILIL AND ZONES

ITEM	UNIT	A M H A R A										Amhara Average
		Semen Gondar	Debub Gondar	Semen Wello	Debub Wello	Semen Shewa	Misrak Gojam	Mirab Gojam	Wag Hemra	Awii	Oromiya	
<b>DRAUGHT ANIMALS</b>												
Donkey.....	No	188.52	153.46	150.97	166.92	282.25	210.04	175.19	175.32	231.67	170.00	179.55
Horse.....	No	304.38	450.00	539.67	414.44	275.00	497.65	-	400.00	754.44	300.00	475.78
Mule.....	No	1090.00	875.00	888.67	670.83	1063.33	950.00	760.00	785.87	-	872.22	821.31
<b>FARM EQUIPMENT (INDUSTRIAL PRODUCT)</b>												
Sickel.....	No	13.25	14.75	13.88	-	6.33	12.34	13.13	11.06	13.04	-	12.84
Pick Axe ('Doma').....	No	-	-	-	-	-	-	13.22	-	-	7.83	11.88
'Gejera'.....	No	-	-	-	-	-	-	-	-	-	-	-
<b>FARM EQUIPMENT (HAND MADE)</b>												
'Mofer'.....	No	16.83	8.59	18.72	15.20	14.57	4.72	7.13	18.50	-	11.42	13.94
'Kember'.....	No	7.46	6.19	7.58	-	8.85	12.41	6.41	11.43	-	3.88	7.75
'Digr'.....	No	1.83	1.52	2.81	-	1.47	3.58	2.77	1.56	2.00	1.68	2.21
Plough.....	No	29.76	23.87	19.97	14.83	22.62	26.73	22.89	20.29	17.32	18.29	21.47
Sickel.....	No	3.96	3.01	3.25	2.22	3.20	3.14	2.58	4.64	2.05	3.18	3.11
'Wegel'.....	No	5.68	4.34	4.06	4.75	4.46	4.20	3.73	5.00	3.42	4.19	4.31
<b>MISCELLANEOUS GOODS AND SERVICES</b>												
Coffine (Medium Quality).....	No	-	-	370.00	-	-	180.00	159.17	-	186.67	-	181.00

Table 4 Part 2 :- (Cont'd) Annual Average Retail Price of Goods and Services in Rural Areas by Killil and Zone

July 1999 - June 2000  
Hamle 1991 - Sene 1992

## P R I C E I N B I R R

ITEM	UNIT	K I L L I L A N D Z O N E S										Anbara Average
		A M H A R A										
		Semen Gondar	Debub Gondar	Semen Wello	Debub Wello	Semen Shewa	Misrak Gojam	Mirab Gojam	Wag Hemra	Awl	Oromiya	

## CEREALS UNMILLED

'Teff' White .....	Kg	2.08	1.99	2.28	2.11	2.32	2.05	1.86	2.54	1.77	2.52	2.12
'Teff' Mixed.....	Kg	1.96	1.92	2.15	2.06	2.25	1.94	1.70	2.26	1.65	2.16	1.99
'Teff' Black (Red).....	Kg	1.86	1.81	2.07	2.00	2.11	1.87	1.61	2.22	1.59	2.04	1.91
Wheat White.....	Kg	2.11	1.87	1.99	1.97	2.02	1.77	2.09	2.11	2.09	2.12	2.00
Wheat Mixed.....	Kg	1.98	1.86	1.82	1.85	1.99	2.02	1.75	1.84	1.88	2.12	1.93
Wheat Black.....	Kg	2.10	1.75	1.93	1.86	2.10	1.98	2.02	1.74	1.89	1.98	1.94
Barley White.....	Kg	1.94	2.04	2.18	1.92	2.39	1.85	1.93	2.34	1.60	2.36	2.09
Barley Mixed.....	Kg	1.63	1.95	2.04	1.87	2.00	1.74	1.79	2.17	1.62	2.31	1.92
Barley Black.....	Kg	1.70	2.09	2.13	1.85	1.98	1.80	1.70	2.20	1.71	1.59	1.87
Barley for Beer.....	Kg	1.77	1.95	-	-	-	-	-	-	-	-	1.89
Maize.....	Kg	1.32	1.50	1.55	1.73	1.52	1.45	1.17	1.73	1.19	1.50	1.44
Durrah.....	Kg	1.27	1.71	1.80	1.83	1.74	1.69	1.22	1.87	1.27	1.94	1.67
Sorghum Yellow.....	Kg	1.61	2.05	1.80	1.92	1.73	1.70	-	1.98	1.19	1.76	1.78
Sorghum White.....	Kg	1.44	1.58	1.62	1.75	1.63	1.71	1.38	1.88	1.16	1.60	1.60
Sorghum Red.....	Kg	1.50	1.87	1.57	1.67	1.57	1.65	1.22	1.84	1.14	1.60	1.63
African Millet.....	Kg	1.48	1.80	1.84	1.95	-	1.73	1.36	2.11	1.33	1.91	1.57
Rice.....	Kg	5.32	5.50	5.53	5.05	5.00	5.01	4.91	6.02	6.00	5.22	5.26
Oats.....	Kg	1.74	2.46	2.07	1.80	-	2.56	1.95	-	1.49	1.57	1.70
Hulled Barley.....	Kg	2.85	2.08	2.04	2.14	2.63	1.96	3.79	-	1.62	-	2.27

## CEREALS MILLED

'Teff' White.....	Kg	-	-	-	-	-	-	-	-	-	-	-
'Teff' Mixed.....	Kg	-	-	-	2.61	-	-	-	-	-	5.71	4.16
'Teff' Black (Red).....	Kg	-	-	-	-	-	-	-	-	-	-	-
Wheat White.....	Kg	-	-	-	2.43	1.89	-	2.50	-	-	-	2.01
Wheat Mixed.....	Kg	-	-	2.27	2.30	-	-	-	-	-	2.22	2.26
Barley White.....	Kg	-	-	-	-	-	-	-	-	-	-	-
Barley Mixed.....	Kg	2.54	-	-	-	-	-	-	-	-	-	2.54

Table 4 Part 2 :- (Cont'd) Annual Average Retail Price of Goods and Services in Rural Areas by Killil and Zone

July 1999 - June 2000  
Hamle 1991 - Sene 1992

## P R I C E I N B I R R

ITEM	UNIT	K I L L I L A N D Z O N E S										Amhara Average
		A M H A R A										
		Semen Gondar	Debub Gondar	Semen Wello	Debub Wello	Semen Shewa	Misrak Gojam	Mirab Gojam	Wag Hemra	Awj	Oromiya	
Maize.....	Kg	-	-	2.15	2.20	1.77	-	-	-	-	1.99	2.03
Oats.....	Kg	5.14	4.78	5.21	-	-	4.38	5.08	-	4.71	-	4.93
Sorghum.....	Kg	-	-	1.43	-	2.27	-	-	-	-	1.34	1.48
Durrah.....	Kg	-	-	-	-	1.82	1.60	-	-	-	1.80	1.76
'Furno Duket' Locally Processed..	Kg	4.09	3.68	3.74	3.70	4.72	3.98	3.98	-	4.73	3.66	3.97
<b>PULSES UNMILLED</b>												
Horse Beans.....	Kg	1.92	1.79	1.86	1.79	2.04	1.93	2.16	1.59	2.49	2.44	2.00
Peas White.....	Kg	2.09	2.03	2.20	2.27	2.32	-	2.07	2.10	3.80	2.76	2.23
Peas Black.....	Kg	1.81	2.02	2.36	1.91	2.10	2.12	2.48	2.36	2.71	2.52	2.34
Peas Mixed.....	Kg	2.04	1.97	2.04	2.13	2.13	2.11	2.19	1.83	2.95	2.65	2.15
Soya Beans.....	Kg	2.06	2.10	2.85	-	2.76	2.90	3.03	-	2.38	2.49	2.81
Chick Peas.....	Kg	2.00	2.03	2.09	2.06	2.20	1.90	2.29	2.37	2.41	2.69	2.18
Lentils.....	Kg	2.95	2.85	2.64	2.69	3.06	2.72	3.20	2.39	5.25	3.37	2.87
Haricot Beans.....	Kg	1.21	1.15	1.63	1.40	1.67	1.29	1.31	1.42	1.86	2.00	1.50
Lima Beans.....	Kg	1.11	1.20	1.34	1.22	1.63	1.38	1.41	1.91	2.89	1.79	1.55
Vetch.....	Kg	1.57	1.54	1.88	1.65	1.83	1.71	1.90	2.52	2.28	2.34	1.87
Fenugreek.....	Kg	2.92	2.82	2.85	2.40	3.07	3.31	3.53	4.23	5.08	3.40	3.36
<b>PULSES MILLED OR SPLIT</b>												
Horse Beans Milled.....	Kg	5.00	6.50	7.20	6.25	6.23	2.60	5.76	-	-	4.45	5.94
Peas Milled.....	Kg	5.29	-	6.99	6.67	-	3.23	5.00	3.33	5.60	3.21	5.20
Chick Peas Milled.....	Kg	5.21	5.56	5.87	-	-	-	-	-	-	-	5.39
Mixed Pulses Milled.....	Kg	5.13	5.40	5.81	5.96	5.02	3.38	5.00	5.44	5.01	4.42	5.14
Vetch Milled.....	Kg	-	-	6.07	6.62	5.52	3.65	4.92	-	-	4.54	4.99
Peas Split.....	Kg	4.09	-	5.23	5.33	4.76	-	4.91	5.19	5.00	4.94	4.92
Peas Split(Roasted).....	Kg	4.09	5.75	4.85	-	3.03	4.90	4.71	5.33	5.03	4.91	4.70
Horse Beans Split(Roasted).....	Kg	3.73	-	-	-	3.67	5.30	4.39	-	4.00	3.53	3.75
Lentils Split.....	Kg	5.64	5.65	6.21	-	5.99	6.12	5.55	6.01	5.70	6.06	5.77

Table 4 Part 2 :- (Cont'd) Annual Average Retail Price of Goods and Services in Rural Areas by Killilil and Zone

July 1999 - June 2000  
Hamle 1991 - Sene 1992

PRICE IN BIRR

ITEM	UNIT	KILLILIL AND ZONES										Anbara Average	
		AMHARA											
		Semen Gondar	Debub Gondar	Semen Wello	Debub Wello	Semen Shewa	Misrak Gojam	Mirab Gojam	Wag Hemra	Awl	Oromiya		
Vetch Split(Roasted).....	Kg	-	-	-	-	3.12	-	-	-	-	-	3.35	3.21
Chick Peas Split(Roasted).....	Kg	4.18	-	4.80	-	-	2.64	1.00	-	-	-	3.93	4.07
Fenugreek Milled.....	Kg	5.57	4.17	6.53	-	8.00	-	6.57	6.97	10.00	-	-	6.42
<b>OIL SEEDS</b>													
Niger Seed.....	Kg	3.70	3.68	3.86	3.30	5.09	3.63	4.14	3.21	3.72	4.06	4.06	3.79
Linseed White.....	Kg	2.50	3.07	7.48	6.12	3.45	3.13	4.64	-	4.93	3.66	3.66	4.29
Linseed Black.....	Kg	3.04	3.38	3.82	3.85	4.01	3.07	3.84	3.36	3.39	4.07	3.58	3.58
Sesame Seed.....	Kg	2.95	-	4.50	4.08	4.88	4.92	6.37	2.67	3.90	4.27	4.22	4.22
Sunflower.....	Kg	2.58	2.41	2.30	2.24	3.28	3.12	3.15	1.89	4.08	2.93	2.93	2.55
Castor Beans.....	Kg	1.33	2.03	3.31	3.07	3.17	1.47	1.81	-	-	3.34	2.85	2.85
Rape Seed.....	Kg	2.43	2.65	3.03	2.77	3.58	3.01	2.66	1.11	2.82	4.13	2.94	2.94
Ground Nut Shelled.....	Kg	5.79	4.42	11.34	-	-	5.46	4.30	6.45	4.00	6.94	4.97	4.97
<b>PREPARED CEREAL PRODUCTS</b>													
Spaghetti (Local) Without Egg....	Kg	7.14	7.54	7.07	6.71	5.69	6.86	6.42	6.27	5.73	4.88	6.32	6.32
Pastini.....	Kg	8.14	8.10	8.65	-	7.42	8.46	7.44	9.45	-	12.50	8.17	8.17
Macaroni (Local) Without Egg....	Kg	5.59	5.41	5.37	5.17	5.19	5.11	5.32	6.18	5.24	5.05	5.35	5.35
'Fafa' Flour.....	kg	5.03	-	-	-	5.21	-	7.54	-	5.00	4.13	5.43	5.43
'Dube' Flour.....	kg	5.04	-	5.07	3.45	4.25	5.20	4.53	5.83	5.00	3.64	4.76	4.76
<b>BREAD AND OTHER PREPARED FOODS</b>													
'Enjera' ('Teff' Mixed).....	325gm	.80	.69	1.10	.87	.85	.77	.71	.96	.82	1.04	.81	.81
'Dabo' (Traditional Ambasha)..	350gm	.59	1.18	.70	.61	.77	.67	.58	.82	.53	.84	.65	.65
'Dabo' (Traditional Sheleto)..	350gm	.62	.66	.72	.96	.58	.80	.56	.86	.66	.69	.69	.69
Bread Wheat (Bakery).....	350gm	1.07	1.23	1.69	1.35	.97	1.54	1.45	1.60	1.39	1.25	1.34	1.34

Table 4 Part 2 :- (Cont'd) Annual Average Retail Price of Goods and Services in Rural Areas by Killil and Zone

July 1999 - June 2000  
Hamle 1991 - Sene 1992

PRICE IN BIRR

KILLIL AND ZONES												
ITEM	UNIT	AMHARA										Amhara Average
		Semen Gondar	Debub Gondar	Semen Wello	Debub Wello	Semen Shewa	Misrak Gojam	Mirab Gojam	Wag Hemra	awi	Dromiya	
<b>MEAT</b>												
Beef .....	Kg	7.41	8.64	8.91	6.01	9.01	8.37	8.74	8.72	8.05	4.79	8.18
<b>FISH AND FISH PRODUCTS</b>												
Fish Fresh.....	Kg	.89	1.16	-	-	7.08	-	1.11	-	4.14	-	1.35
Sardines (Imported).....	125gm	2.25	-	-	-	6.46	3.96	-	-	-	-	4.01
<b>DIARY PRODUCTS AND EGG</b>												
Cow Milk (Unpasteurized).....	Lt	2.20	1.64	2.05	1.42	2.18	3.04	1.84	-	1.74	2.27	2.06
Cow Milk (pasteurized).....	Lt	-	-	-	-	-	-	2.42	-	2.52	2.52	2.46
Camel Milk.....	Lt	-	-	-	-	2.00	-	2.00	-	4.37	-	2.79
Goat Milk.....	Lt	-	1.75	-	-	-	-	-	-	-	1.94	1.85
Powdered Milk (Edget).....	450gm	17.00	-	-	-	15.00	15.44	16.04	-	-	-	15.66
Yoghurt (Traditional).....	Lt	2.53	2.37	3.84	4.08	2.41	-	3.34	-	2.50	2.96	3.08
Cheese Cottage.....	Kg	5.00	-	-	-	2.23	-	-	-	-	3.00	2.94
Egg (Traditional).....	Dozen	3.06	2.60	2.83	2.58	3.23	3.00	3.05	2.03	2.96	3.04	2.83
<b>OILS AND FATS</b>												
Butter Unrefined.....	Kg	17.22	18.15	20.03	18.94	23.64	19.28	19.35	20.55	19.44	21.79	19.78
Cooking Oil (Imported).....	Lt	13.23	12.87	13.87	14.18	13.76	14.79	13.72	15.05	15.56	13.97	13.96
Cooking Oil (Local).....	Lt	15.13	15.50	16.01	15.18	14.57	16.29	15.87	-	15.06	12.76	15.33

Table 4 Part 2 :- (Cont'd) Annual Average Retail Price of Goods and Services in Rural Areas by Killilil and Zone

July 1999 - June 2000  
 Hamle 1991 - Sene 1992

PRICE IN BIRR

KILLILIL AND ZONES

ITEM	UNIT	AMHARA									Amhara Average	
		Semen Gondar	Debub Gondar	Semen Wello	Debub Wello	Semen Shewa	Misrak Gojam	Mirab Gojam	Wag Hemra	Awj		Oromiya
<b>VEGETABLES AND FRUITS</b>												
<b>VEGETABLES (FRESH)</b>												
Ethiopian Kale.....	Kg	.47	.33	.75	.84	.75	.31	.48	.72	.38	.62	.57
Cabbage.....	Kg	1.09	1.32	1.02	.61	.84	.89	.97	1.02	.65	.97	.95
Lettuce.....	Kg	1.45	.73	2.16	1.04	1.36	.10	1.58	-	.84	1.23	1.43
Spinach.....	Kg	.82	.86	1.10	-	.65	.26	1.34	.60	.59	.67	.89
Carrot.....	Kg	1.86	1.91	1.59	1.20	1.50	1.35	1.57	1.86	1.04	1.10	1.41
Tomatoes.....	Kg	1.40	1.25	1.59	1.27	1.34	1.71	1.53	1.83	1.28	1.26	1.42
Onions.....	Kg	2.92	2.70	2.81	3.48	2.19	2.46	2.46	3.87	2.19	2.55	2.78
Garlics.....	Kg	4.20	2.92	3.67	5.09	3.42	3.71	3.91	5.33	3.48	4.95	4.10
Leaks.....	Kg	-	-	1.99	2.59	1.34	1.85	2.08	2.89	2.94	1.31	2.00
Pepper Green.....	Kg	3.05	3.07	3.64	3.49	3.43	3.42	2.40	3.33	2.22	3.04	3.10
Pumpkin.....	Kg	.45	.54	.59	.38	.37	1.02	.32	.70	.38	.64	.49
Green Peas.....	Kg	-	-	-	-	-	-	-	-	-	-	-
Beet Root.....	Kg	2.02	1.43	1.38	.89	1.25	1.59	1.42	2.11	.85	1.11	1.35
Cauliflower.....	Kg	-	-	1.08	.90	1.17	-	.26	-	-	-	.89
<b>FRUITS FRESH</b>												
Banana.....	Kg	2.33	2.19	2.02	1.56	1.66	2.03	1.88	2.85	1.25	1.50	1.84
Orange.....	Kg	3.52	3.09	2.39	1.32	1.44	1.98	2.25	3.90	2.09	1.30	1.92
Lemon.....	Kg	1.25	1.87	2.07	1.20	1.56	2.12	1.58	2.10	.80	1.01	1.53
Mandarine.....	Kg	-	2.00	-	1.57	-	-	1.46	-	1.33	1.55	1.55
Papaya.....	Kg	1.83	1.40	1.13	.85	.63	.81	1.60	1.29	.61	.69	.94
Grapes.....	Kg	-	-	-	2.43	-	-	-	-	-	-	2.43
Avocado.....	Kg	-	-	-	-	-	-	3.15	-	-	-	3.15
Mango.....	Kg	2.75	-	-	3.21	1.83	2.02	3.08	-	2.16	2.22	2.47
Cactus.....	Kg	-	-	.71	.55	-	-	1.14	.52	-	.75	.68

Table 4 Part 2 :- (Cont'd) Annual Average Retail Price of Goods and Services in Rural Areas by Killil and Zone

July 1999 - June 2000  
Hamle 1991 - Sene 1992

## P R I C E I N B I R R

ITEM	UNIT	K I L L I L A N D Z O N E S										Amhara Average
		A M H A R A										
		Semen Gondar	Debub Gondar	Semen Wello	Debub Wello	Semen Shewa	Misrak Gojam	Mirab Gojam	Wag Hemra	Awi	Oromiya	
<b>SPICES</b>												
Pepper Whole.....	Kg	6.97	7.76	13.05	15.21	16.21	9.03	7.28	12.44	9.08	13.88	10.80
Black Pepper(Local).....	Kg	12.22	5.35	10.56	7.15	11.11	7.93	8.99	25.00	5.99	28.70	7.99
Long Pepper(Local).....	Kg	12.18	15.63	15.28	17.98	17.50	11.45	15.70	24.27	12.50	26.89	14.70
White Cumin(Bishop's Weed) Local.	Kg	6.77	7.58	8.27	7.18	12.85	8.11	7.86	9.24	8.10	8.28	8.32
Black Cumin(Local).....	Kg	9.18	8.52	10.01	10.59	13.21	10.63	10.42	12.80	10.31	11.29	10.76
Ginger Dry(Local).....	Kg	2.57	-	7.00	12.00	7.75	4.96	5.98	8.69	2.35	9.57	7.91
Ginger Wet(Local).....	Kg	1.73	2.41	4.75	4.66	3.76	2.93	2.16	6.03	2.24	3.17	3.34
Cloves(Imported).....	Kg	61.11	54.17	56.24	63.50	47.12	53.58	65.89	55.21	78.66	69.57	63.82
Cinnamon(Imported).....	Kg	55.00	-	54.08	108.33	43.69	66.67	50.83	-	48.46	60.88	55.41
Cardamon(Local).....	Kg	17.44	16.28	21.04	21.11	20.75	16.95	19.61	19.41	19.59	21.70	19.42
Tumeric Flour(Local).....	Kg	5.09	4.47	6.31	6.48	9.53	9.24	8.01	8.95	10.32	7.70	7.49
Chillies Whole.....	Kg	15.00	-	-	16.66	14.84	-	8.07	3.93	-	13.94	13.44
Basil Dry.....	Kg	3.94	4.61	6.98	7.96	8.22	9.61	7.09	6.15	5.43	8.20	6.73
<b>POTATOES, OTHER TUBERS AND STEMS</b>												
Potato.....	Kg	1.01	1.07	1.28	1.70	1.47	.98	.84	1.95	.74	1.54	1.13
Sweet Potato.....	Kg	.85	-	.73	.73	.89	-	1.12	-	.85	.96	.86
'Kocho' (Unprocessed).....	Kg	-	-	-	-	-	-	-	-	-	-	-
'Bula'.....	Kg	-	-	-	-	-	-	-	-	-	-	-
<b>COFFEE, TEA, CHAT AND BUCK-THORN LEAVES</b>												
Tea Leaves(Local).....	100gm	2.08	2.00	2.11	2.05	2.04	2.04	1.98	2.08	1.96	2.01	2.03
Coffee Whole.....	Kg	5.84	-	7.66	7.49	6.25	11.70	-	-	-	6.01	6.57
Coffee Beans.....	Kg	12.88	12.10	11.15	10.18	12.88	11.42	12.79	12.50	12.63	13.12	12.15
Coffee Leaves.....	Kg	-	-	-	-	1.17	-	-	-	-	1.24	1.23
Buck Thorn Leaves.....	Kg	1.81	2.99	1.80	2.30	2.22	2.39	2.51	3.62	2.98	1.49	2.42
'Chat'.....	Kg	6.19	3.75	4.12	3.60	8.88	10.57	29.14	10.32	18.78	7.19	7.75

Table 4 Part 2 :- (Cont'd) Annual Average Retail Price of Goods and Services in Rural Areas by Killil and Zone

July 1999 - June 2000  
 Hamle 1991 - Sene 1992

PRICE IN BIRR

ITEM	UNIT	KILLIL AND ZONES										Anhara Average
		AMHARA										
		Semen Gondar	Debub Gondar	Semen Wello	Debub Wello	Semen Shewa	Misrak Gojam	Mirab Gojam	Wag Hemra	Awı	Oromiya	
Malt-Barley.....	Kg	2.77	3.14	3.77	4.71	3.70	1.44	2.83	3.35	-	3.96	3.24
Malt-Wheat.....	Kg	2.99	2.55	4.31	4.38	3.32	1.73	2.91	-	-	4.17	2.93
<b>OTHER FOOD ITEMS</b>												
Salt.....	Kg	1.78	1.53	1.67	1.52	1.44	1.51	1.68	2.44	2.04	1.34	1.68
Sugar.....	Kg	5.79	6.12	6.23	6.13	5.32	5.77	5.32	6.53	5.88	5.61	5.87
Honey.....	Kg	9.05	9.14	13.07	11.08	14.55	9.56	8.97	9.76	8.51	12.78	10.57
Canned Tomato (Local).....	410gm	8.09	8.35	7.68	7.12	7.47	7.33	8.53	6.63	10.05	9.04	8.01
<b>FOOD TAKEN AWAY FROM HOME</b>												
Cup of Tea.....	No	.26	.26	.27	.25	.26	.23	.25	.26	.22	.26	.25
Cup of Coffee.....	No	.66	.66	.74	-	.77	.85	.68	.83	.73	.63	.71
Cup of Milk.....	No	.63	.61	1.00	-	.86	1.00	.69	1.00	.74	.61	.73
'Key Wot Yebere'.....	One Meal	3.26	3.17	3.50	2.90	3.32	3.63	3.20	2.50	3.49	3.56	3.27
'Key Wot Yebeg/Yefyel'.....	One Meal	3.27	3.22	3.54	3.11	3.77	3.24	3.39	3.45	3.40	3.76	3.40
<b>COST OF MILLING</b>												
Cereals.....	100Kg	10.28	8.82	10.10	10.89	9.82	7.93	9.19	16.09	9.24	9.64	10.14
Pulses.....	100Kg	24.23	19.65	27.83	23.05	10.04	10.33	12.84	13.33	12.41	11.29	15.02
Pepper Whole.....	100Kg	53.20	57.57	53.97	82.86	71.82	56.58	53.01	97.33	46.50	78.99	60.86
<b>BEVERAGES - NON ALCHOLIC</b>												
Ambo Mineral Water.....	500cc	2.47	2.02	2.24	2.00	1.88	1.89	1.96	2.40	1.91	1.99	2.10
Bure Mineral Water.....	500cc	2.32	1.90	2.00	-	1.63	1.81	1.57	2.50	1.49	2.00	1.83
Coca Cola/Fanta.....	300cc	2.00	2.00	2.30	2.00	1.97	2.02	2.01	2.50	2.09	1.99	2.05
Pepsi Cola/Mirinda.....	300cc	2.02	2.23	2.29	2.21	1.96	2.00	2.01	2.69	2.15	1.99	2.09

Table 4 Part 2 :- (Cont'd) Annual Average Retail Price of Goods and Services in Rural Areas by Killil and Zone

July 1999 - June 2000  
Hamle 1991 - Sene 1992

P R I C E I N B I R R

ITEM	UNIT	K I L L I L A N D Z O N E S										
		A M H A R A										
		Semen Gondar	Dehub Gondar	Semen Wello	Dehub Wello	Semen Shewa	Misrak Gojam	Mirab Gojam	Wag Hemra	Awi	Oromiya	Anhara Average
<b>BEVERAGES - ALCOHOLIC</b>												
Araki (Local).....	900cc	27.58	27.22	28.23	26.25	22.55	26.68	24.88	32.49	24.69	24.31	26.06
Cognac (Local).....	900cc	-	30.50	-	-	22.30	26.00	21.35	-	-	30.00	23.20
Brandy (Local).....	900cc	30.44	-	-	-	22.51	26.00	23.27	-	-	27.25	24.57
Gin (Local).....	900cc	27.62	27.52	29.69	26.90	22.73	22.83	26.39	-	24.62	25.50	25.97
Saris Wine (Normal).....	750cc	8.13	-	8.33	7.22	6.63	6.00	6.86	-	7.55	5.57	6.85
'Katikalla'.....	Lt	6.71	6.67	9.17	7.02	7.00	6.81	5.96	9.49	5.40	6.88	6.95
Beer (Bedele).....	330cc	3.59	3.37	-	-	3.09	3.09	3.36	-	3.30	3.05	3.42
Beer (Harar).....	330cc	-	-	3.50	-	3.06	3.13	-	3.50	-	3.00	3.11
Beer (Meta Abo).....	330cc	3.68	3.48	3.31	3.19	3.05	3.17	3.43	3.77	3.33	3.09	3.38
'Tella'.....	Lt	.58	.62	.61	.71	.68	.76	.54	.60	.56	.70	.63
'Tej' (Mead).....	Lt	3.39	3.40	2.87	1.74	1.85	2.58	3.85	1.97	2.81	1.53	2.60
<b>CIGARETTES AND TOBACCO</b>												
<b>CIGARETTES</b>												
Nyala.....	Packet	4.34	4.61	4.76	4.66	4.53	4.37	4.39	4.96	4.51	4.31	4.55
Gissila.....	Packet	1.41	1.48	1.25	1.89	1.22	1.95	1.94	1.00	-	1.80	1.71
Rothmans.....	Packet	8.10	8.28	8.06	7.40	7.77	8.21	8.15	9.17	8.00	7.35	8.08
<b>TOBACCO</b>												
'Gaya'.....	Kg	-	-	7.78	8.60	11.48	10.17	-	-	10.13	9.94	9.55

69

Table 4 Part 2 :- (Cont'd) Annual Average Retail Price of Goods and Services in Rural Areas by Killil and Zone

July 1999 - June 2000  
Hamle 1991 - Sene 1992

PRICE IN BIRR

ITEM	UNIT	KILLIL AND ZONES										Anbara Average
		AMHARA										
		Semen Gondar	Debub Gondar	Semen Wello	Debub Wello	Semen Shewa	Misrak Gojam	Mirab Gojam	Wag Hemra	Awl	Oromiya	
<b>CLOTHING AND FOOT WEAR</b>												
<b>CLOTHING</b>												
Abujedid(Akaki/Bahir Dar)91cm.	Meter	3.44	4.43	4.00	4.66	4.16	5.24	4.54	4.46	5.54	3.85	4.22
Abujedid(Komb./Arba Min.)150cm	Meter	5.07	5.32	5.20	5.00	5.03	5.50	5.23	5.47	5.13	4.93	5.18
Khaki(S-10,000 Twil)110cm.....	Meter	7.75	18.00	-	-	-	12.21	12.91	14.17	8.00	16.00	12.45
Khaki(Akaki)91cm.....	Meter	6.00	-	-	-	-	12.50	8.13	4.50	11.67	-	8.47
Wool-England 100%.....	Meter	-	-	-	-	-	-	-	-	-	-	-
Tetron(Arba Minch).....	Meter	28.00	28.33	-	-	17.01	15.00	15.48	15.78	25.00	-	17.09
Poplin(Dire Dawa)105cm.....	Meter	6.15	6.00	6.31	-	6.41	5.83	6.45	-	10.89	7.33	6.34
Poplin(Komb./Arba Minch)150cm.	Meter	5.75	-	9.75	-	11.39	10.44	9.61	-	11.14	11.00	10.14
Nylon(Mojo).....	Meter	10.59	10.75	8.33	7.80	10.22	11.68	9.91	9.80	12.60	9.03	10.72
Polyster(Arba Minch/Awasa)....	Meter	14.10	12.24	-	12.53	12.40	15.56	11.15	13.43	13.68	11.14	12.96
Jersi.....	Meter	16.50	-	12.55	-	11.75	11.11	11.25	16.88	11.18	-	11.45
Cotton.....	Kg	3.15	3.96	4.96	5.04	5.71	4.38	4.60	3.47	4.22	6.44	4.31
<b>COST OF TAILORING</b>												
Woolen Suit (Men).....	No	-	-	-	-	-	-	223.15	-	177.14	-	217.08
Khaki Suit (Men).....	No	22.76	19.95	35.00	22.35	22.44	19.22	22.92	20.12	23.58	20.58	22.26
Khaki Suit (Boys).....	No	14.46	14.15	15.04	14.84	13.80	13.37	15.39	11.35	14.14	12.79	14.20
<b>READY-MADE / FOR ADULTS</b>												
'Netela'.....	No	18.03	17.75	20.80	20.74	22.98	19.88	23.10	20.02	18.67	18.23	19.84
'Gabi'.....	No	38.14	37.24	44.37	46.40	52.46	43.62	48.51	38.32	39.65	40.01	41.65
Shirts Long Sleeved (Local).....	No	26.57	23.50	35.00	-	30.43	28.27	23.19	21.00	31.15	23.78	25.65
Shirts Short Sleeved (Local).....	No	27.75	22.00	-	-	55.00	24.00	9.00	-	22.00	-	25.51
Shirts Long Sleeved (Imported)...	No	41.61	59.90	45.73	-	54.09	46.32	54.54	47.50	51.32	39.14	50.68
Shirts Short Sleeved (Imported)...	No	40.50	-	87.50	-	47.81	-	49.33	-	25.33	33.67	46.10

Table 4 Part 2 :- (Cont'd) Annual Average Retail Price of Goods and Services in Rural Areas by Killil and Zone

July 1999 - June 2000  
Hamle 1991 - Sene 1992

## P R I C E I N B I R R

ITEM	UNIT	K I L L I L A N D Z O N E S										Amhara Average
		A M H A R A										
		Semen Gondar	Debub Gondar	Semen Wello	Debub Wello	Semen Shewa	Misrak Gojam	Mirab Gojam	Wag Hemra	Awi	Oromiya	
Socks (Cotton) Imported.....	Pair	8.24	8.16	8.00	4.67	7.57	7.84	6.98	11.27	7.73	8.46	7.70
Sweater (Local) Men.....	No	34.83	-	-	-	30.75	23.65	27.69	-	30.75	28.33	27.55
Sweater (Local) Women.....	No	49.55	-	-	-	34.33	15.13	41.88	-	35.67	-	36.61
Shash (Imported).....	No	12.68	11.93	18.41	8.30	16.73	10.19	11.36	15.50	14.83	11.91	12.42
Singlets (Local) White.....	No	10.41	10.64	-	-	10.27	9.96	10.60	15.96	11.83	9.41	10.89
Jeans Trouser.....	No	68.41	75.18	82.54	-	80.17	72.41	75.78	87.69	94.78	63.39	76.92
Woolen Suit.....	No	-	-	-	-	-	-	863.00	-	-	-	863.00
'Kemisna Netela'.....	No	85.60	80.03	100.00	-	115.00	79.68	100.33	144.00	115.83	92.78	92.50
Sweater-Men (Imported).....	No	108.00	-	-	-	103.33	95.00	116.13	-	155.00	-	116.04
Sweater-Women (Imported).....	No	105.45	-	-	-	-	124.17	112.19	-	-	-	112.12
Nylon Dress.....	No	-	-	-	-	35.00	-	-	-	-	18.10	24.44
Tetron Trouser.....	No	64.78	-	-	-	38.71	36.00	43.53	-	46.67	33.50	44.06
Leather Jacket.....	No	-	400.00	-	-	400.00	250.00	336.25	358.57	350.00	-	342.54
Under Wear China.....	No	-	20.88	24.33	-	24.50	-	20.55	-	-	-	22.07
<b>READY-MADE / FOR CHILDREN</b>												
Sweater (Local) for Boys.....	No	17.37	13.20	-	-	18.80	13.66	14.10	-	14.66	12.00	14.42
Socks (Imported) Cotton.....	Pair	3.94	5.58	7.75	4.17	5.36	5.34	3.85	6.33	4.48	6.36	4.54
Jeans Trouser.....	No	60.00	57.22	-	-	60.71	75.00	56.17	63.82	-	50.00	59.79
Shirt Long Sleeved(Imported)Boys.	No	-	-	-	-	38.33	18.33	35.51	-	47.50	29.00	34.21
Sweater (England) for Girls.....	No	-	-	-	-	-	55.00	104.17	-	50.00	-	91.25
Short for Boys.....	No	5.34	6.58	6.74	6.63	9.44	7.46	5.88	8.12	15.06	6.69	7.11

Table 4 Part 2 :- (Cont'd) Annual Average Retail Price of Goods and Services in Rural Areas by Killil and Zone

July 1999 - June 2000  
Hamle 1991 - Sene 1992

PRICE IN BIRR

ITEM	UNIT	K I L L I L A N D Z O N E S										Anbara Average
		A M H A R A										
		Semen Gondar	Debut Gondar	Semen Wello	Debut Wello	Semen Shewa	Misrak Gojam	Mirab Gojam	Wag Hemra	Awl	Grosiya	
<b>FOOTWEAR (MEN AND WOMEN)</b>												
Anbessa Leather Shoes Men(Local)Pair	-	-	-	-	-	63.00	55.00	68.34	-	73.18	-	68.41
Leather Shoes Men (Croft)..... Pair	-	-	-	-	-	-	-	-	-	-	-	-
Walking Shoes(imp.) Non-Leather Pair	100.00	117.78	-	-	104.17	-	101.85	-	140.00	-	105.85	
Canvas Shoes (Local) Men..... Pair	21.91	22.16	20.50	22.45	20.29	20.95	20.71	22.81	20.55	-	21.25	
Canvas Shoes (China) Men..... Pair	23.10	23.43	-	25.49	21.00	27.12	23.26	24.18	20.27	20.00	24.08	
Plastic Shoes (Local) Women.... Pair	9.93	9.55	10.63	10.72	10.23	11.00	9.21	12.41	11.88	9.70	10.44	
Slippers Sponge Adult (China).. Pair	9.82	9.20	8.57	8.67	9.18	9.55	9.18	10.36	9.51	9.08	9.26	
Boots for Men Plastic (Local).. Pair	47.07	42.58	-	51.63	42.28	43.90	42.11	-	43.34	-	43.29	

Table 4 Part 2 :- (Cont'd) Annual Average Retail Price of Goods and Services in Rural Areas by Killil and Zone

July 1999 - June 2000  
Hamle 1991 - Sene 1992

P R I C E I N B I R R

ITEM	UNIT	K I L L I L A N D Z O N E S										Amhara Average
		A M H A R A										
		Semen Gondar	Debub Gondar	Semen Wello	Debub Wello	Semen Shewa	Misrak Gojam	Mirab Gojam	Wag Hemra	Awi	Oromiya	

CONSTRUCTION MATERIALS, WATER, AND  
FUEL AND POWER

CONSTRUCTION MATERIALS

Cement/Bag/(Local).....	50Kg	45.33	47.41	-	-	38.17	46.51	43.81	48.00	46.23	35.75	44.84
Lime.....	Kg	1.84	.87	-	-	.79	-	1.06	-	1.50	.70	1.07
Nail (7cm - 12cm).....	Kg	8.23	8.51	8.85	8.98	9.55	8.23	7.41	9.65	8.30	8.71	8.49
Nail With Cape.....	Kg	10.88	11.65	11.15	9.55	10.18	11.05	10.65	10.81	10.55	10.99	10.85
Corrugated Iron Sheet (.2mm).....	No	-	44.33	34.00	-	29.50	38.78	40.37	-	36.50	28.00	38.12
Wood for House Construction('Atana')..	No	5.35	5.00	3.44	-	3.73	3.86	3.97	3.05	3.79	3.19	4.03
Wall Paints-Super (Fluid) Normal.....	4Kg	60.00	62.24	-	-	58.73	62.65	60.72	62.67	60.75	60.00	61.19
Wall Paints-Super (Fluid) Plastic....	4Kg	90.00	89.50	-	-	90.00	89.40	88.34	-	81.25	-	87.89
Coarse Aggregate Gravel.....	Meter Cube	-	-	-	-	-	-	-	-	-	-	-
Hollow Concrete Block(20x20x40 cm Cube)No		-	3.21	-	-	1.84	3.00	2.50	-	-	-	2.54
Bricks (25cm x 12cm x 6cm).....	No	-	-	-	-	-	1.20	2.15	-	-	-	2.00
Floor Board 4m Length.....	No	-	-	-	-	-	47.47	-	-	-	-	47.47
Iron Pipe 6mt. (1/2 inch Wide) Local..	No	48.00	44.50	41.00	-	46.60	42.00	43.76	-	45.89	35.00	43.95
Chipwood (125cm x 250cm x 8mm).....	No	-	43.00	-	-	-	103.13	83.43	-	-	-	88.71
Sand.....	Meter Cube	-	74.92	-	-	-	-	258.40	-	-	-	205.98
Gutter N# 32.....	Meter	-	-	-	-	-	-	24.77	-	-	-	24.77
Window Glass (50cm x 50cm x 3mm).....	No	-	-	-	-	-	-	30.92	-	-	-	30.92
Water Tanker (1meter cube).....	No	-	-	1333.33	-	-	-	1450.33	-	-	-	1386.52
Stone for House Construction..	Meter Cube	-	-	20.00	-	-	13.85	24.83	-	12.00	-	18.43

WATER

Water.....	Meter Cube	4.28	5.37	4.21	-	7.99	4.15	4.74	3.80	3.06	9.78	5.59
------------	------------	------	------	------	---	------	------	------	------	------	------	------

73

Table 4 Part 2 :- (Cont'd) Annual Average Retail Price of Goods and Services in Rural Areas by Killilil and Zone

July 1999 - June 2000  
Hamle 1991 - Sene 1992

## P R I C E I N B I R R

ITEM	UNIT	K I L L I L I L A N D Z O N E S										Anhara Average
		A M H A R A										
		Semen Gondar	Debub Gondar	Semen Wello	Debub Wello	Semen Shewa	Misrak Gojam	Mirab Gojam	Wag Hemra	Awl	Dromiya	
<b>FUEL AND POWER</b>												
Fire Wood.....	Meter Cube	40.70	32.78	22.34	24.62	37.39	45.02	35.52	49.07	32.91	35.09	36.13
Charcoal.....	Kg	.74	1.04	1.06	.78	.66	1.30	1.16	.43	1.14	1.12	.98
Dung Cake.....	Kg	.17	.18	.10	.08	-	.29	.71	.22	-	-	.23
Kerosine.....	Lt	2.76	2.47	2.79	2.65	2.61	2.51	2.15	3.72	2.83	2.51	2.66
Diesel.....	Lt	2.69	3.11	3.11	3.52	2.57	3.31	2.95	4.09	2.81	2.82	3.12
Electric.....	K.Watt	.43	.31	-	-	.38	.40	.50	-	.27	.35	.43
Matches.....	Box	.27	.26	.25	.25	.24	.27	.24	.27	.24	.24	.25
Candles.....	No	.97	.98	.98	.99	.94	1.01	1.02	1.00	.94	1.00	.98
Buthane Gas (Shell).....	12.5 Kg	-	-	-	-	-	-	-	-	-	-	-
Eveready Drycell.....	No	1.84	1.89	1.90	1.90	1.83	1.82	1.87	2.02	1.83	1.93	1.88
<b>FURNITURE, FURNISHING, HOUSEHOLD EQUIPMENT AND OPERATION</b>												
<b>CHAIRS, TABLES, ETC.</b>												
Table Wanza (Machine made) Varnished..	No	300.00	360.00	230.00	-	-	151.26	191.83	-	202.31	-	193.15
Table Wanza (Hand made) Not Varnished..	No	-	-	250.00	-	-	90.21	72.74	250.00	141.35	-	96.08
Chairs Wanza (Machine Made) Varnished..	No	-	85.31	53.00	-	-	45.65	63.00	-	52.33	-	60.99
Chairs Wanza (Hand Made) Varnished....	No	-	-	-	-	-	37.11	53.72	-	41.82	-	49.93
Cupboard Wanza (2 doors) Varnished....	No	800.00	996.67	1200.00	-	-	601.18	998.78	-	808.33	-	941.46
Double Bed Wanza (120cm) Varnished....	No	-	434.50	604.17	-	545.83	317.39	444.21	602.86	418.26	-	446.99
Sofas (Complete).....	No	-	-	-	-	-	2103.75	2483.92	-	1894.23	-	2371.21
Book Shelves Wanza (3 Shelves) no Door	No	230.00	190.63	250.00	-	-	217.32	214.21	-	265.71	-	221.46
<b>FURNISHINGS &amp; REPAIRS</b>												
Bed Sheet (Non-Patterned Bahir Dar)												
1.90m x 2.50m.....	Pair	43.89	44.24	48.33	-	44.73	47.33	46.10	53.50	49.50	35.00	45.71
Bed Sheet(Patterned Kombolcha)												
1.90m x 2.50m.....	Pair	-	-	49.33	-	65.86	47.00	78.85	-	-	-	72.03

Table 4 Part 2 :- (Cont'd) Annual Average Retail Price of Goods and Services in Rural Areas by Killil and Zone

July 1999 - June 2000  
Hamle 1991 - Sene 1992

## P R I C E I N B I R R

## K I L L I L A N D Z O N E S

ITEM	UNIT	A M H A R A										Amhara Average
		Semen Gondar	Debub Gondar	Semen Wello	Debub Wello	Semen Shewa	Misrak Gojam	Mirab Gojam	Wag Hemra	Awi	Oromiya	
Bed Cover(Patterned Kombolcha).....	No	45.67	-	4.17	-	-	-	61.10	44.00	-	-	52.13
Blanket Woolen(Debre B.)160cm x 220cm.	No	-	85.00	84.00	82.50	80.82	79.92	92.15	89.91	76.00	-	88.58
Mattress-Sponge (A.A Foam) 120cm.....	No	-	-	-	-	296.25	-	292.03	-	300.00	-	293.54
Towel-Local (Kombolcha).....	No	11.00	-	12.00	-	31.00	15.60	13.00	-	-	-	13.96
<b>EARTHEN WARE</b>												
Water Pot.....	No	8.14	3.99	4.32	3.17	3.50	4.44	4.57	4.36	3.36	3.92	4.25
'Jebena' Medium Size.....	No	1.99	1.19	1.76	1.18	1.52	1.97	1.66	2.06	1.04	1.70	1.59
'Mitad' (Griddle of Clay).....	No	6.88	4.36	4.61	4.07	7.84	5.82	5.00	4.69	4.79	5.71	5.29
Local Stove '(Lakech)'	No	9.92	8.39	-	-	7.76	6.88	8.42	-	10.52	7.88	8.55
Cup for Coffee (China).....	No	1.03	1.02	1.03	1.09	1.04	1.02	1.04	1.15	1.04	1.09	1.06
<b>STRAW, BAMBOO AND OTHERS</b>												
'Sefed'.....	No	3.93	2.78	5.39	3.28	4.55	5.29	3.00	5.69	2.54	3.38	3.96
Sack 100Kg Capacity.....	No	5.33	4.68	2.59	3.32	5.00	5.89	5.92	2.75	3.53	4.00	4.54
<b>METAL WARE</b>												
Cooking Pan Medium (Local).....	No	18.45	21.21	19.67	29.00	25.61	24.99	25.03	26.63	23.18	23.40	23.17
Tray (Nickel) Medium N# 45 Local.....	No	17.33	13.45	-	-	17.20	15.75	17.10	22.71	18.94	15.28	16.89
Electric 'Mitad' Aluminium.....	No	-	-	-	-	-	-	352.33	-	-	-	352.33
Gas Stove (Kerosine) China.....	No	40.48	35.00	41.48	40.00	40.48	42.36	39.41	40.31	39.38	43.66	40.82
<b>PLASTIC WARE (LOCAL MADE)</b>												
Jerrycan (20 Litres).....	No	25.58	25.22	24.61	-	26.04	25.45	26.11	31.27	22.86	23.46	25.99
Bucket (20 Litres).....	No	14.84	15.32	15.47	15.54	15.85	15.77	15.99	16.62	15.35	16.09	15.70

Table 4 Part 2 :- (Cont'd) Annual Average Retail Price of Goods and Services in Rural Areas by Killil and Zone

July 1999 - June 2000  
Hamle 1991 - Sene 1992

P R I C E I N B I R R

ITEM	UNIT	K I L L I L A N D Z O N E S										Amhara Average
		A M H A R A										
		Semen Gondar	Debub Gondar	Semen Wello	Debub Wello	Semen Shewa	Misrak Gojam	Mirab Gojam	Wag Hemra	Awii	Oromiya	
<b>GLASS WARE</b>												
Glass for Tea (Duralax).....	No	3.01	3.32	2.83	2.91	3.14	2.82	2.96	3.33	2.98	2.87	3.04
<b>OTHER HOUSEHOLD EQUIPMENT</b>												
Kerosine Lamp.....	No	17.46	19.97	23.55	21.86	18.63	19.55	20.57	32.29	18.26	21.64	20.49
'Kuraz' Small Local Kerosine Lamp.....	No	1.35	1.28	1.33	1.05	1.13	.67	1.15	1.53	1.34	1.29	1.29
Flash Light.....	No	5.87	5.79	6.07	5.87	5.93	5.66	5.59	6.43	5.94	5.70	5.88
Electric Bulb Philips(40/60 Watt).....	No	-	-	3.00	-	-	-	3.17	-	-	-	3.04
<b>HOUSEHOLD OPERATION</b>												
Hard Soap (Local).....	200gm	1.93	1.96	1.93	1.88	1.90	1.91	1.98	1.98	1.82	1.76	1.90
Hard Soap (Imported).....	200gm	2.30	2.41	2.38	2.37	2.40	2.32	2.43	2.46	2.38	2.44	2.39
Detergent (Omo).....	50gm	1.24	1.24	1.35	1.28	1.36	1.20	1.26	1.56	1.16	1.36	1.30
Incense.....	Kg	10.00	12.50	15.19	8.57	9.35	9.07	9.13	12.56	8.23	12.60	10.71
Sandal Wood.....	No	.26	.26	.26	.26	.24	.26	.23	.25	.21	.25	.25
Toilet Paper (Mamko).....	Roll	3.11	3.03	3.00	3.00	3.00	3.00	3.08	3.00	3.00	3.05	3.04
<b>DRY CLEANING</b>												
Dry Cleaning (Suit Men).....	No	-	-	-	-	-	-	12.61	-	15.33	-	13.17
<b>DOMESTIC SERVICE</b>												
Maid Servant.....	Month	11.55	9.84	12.05	13.43	18.90	12.78	14.00	15.36	12.09	19.83	13.59
Unskilled Service (Daily Laborer)....	Day	5.31	4.14	4.99	4.19	6.39	4.91	4.51	5.52	4.10	6.12	4.96

Table 4 Part 2 :- (Cont'd) Annual Average Retail Price of Goods and Services in Rural Areas by Killilil and Zone

July 1999 - June 2000  
Hamle 1991 - Sene 1992

PRICE IN BIRR

KILLILIL AND ZONES

ITEM	UNIT	A M H A R A										Amhara Average
		Semen Gondar	Debub Gondar	Semen Wello	Debub Wello	Semen Shewa	Misrak Gojam	Mirab Gojam	Wag Hemra	Awil	Oromiya	
<b>MEDICAL CARE</b>												
Ampicillin(250 mg) Local.....	56 Caps	19.27	19.12	19.05	-	17.90	18.96	20.68	19.29	21.17	17.49	19.60
Dichlorophine(500 mg) Local.....	6 Pills	1.68	1.19	2.06	-	1.52	1.76	1.56	1.68	-	1.63	1.68
Tetracycline(250mg) Local.....	56 Caps	10.29	9.71	10.82	9.67	8.75	9.47	10.69	11.00	12.04	9.57	10.25
Penicillin Injection(4 Mu. Local). Bottle		4.37	3.96	3.95	4.50	4.12	4.77	4.30	3.68	4.66	3.92	4.24
Chloramphenicol(250mg) Local.....	56 Caps	16.95	15.09	19.19	-	16.80	18.96	15.21	-	-	10.62	15.73
Dipron(500mg) Local.....	20 Pills	2.69	2.71	2.08	2.29	2.09	2.20	3.07	2.18	3.07	3.12	2.75
Cough Syrup (Berantine) Local.....	125cc	8.54	7.49	7.83	8.64	8.52	9.12	8.12	8.02	7.48	7.56	8.12
Bactrim(480mg) Local.....	30 Pills	9.95	6.92	7.53	-	9.66	9.00	8.33	9.00	16.00	10.09	9.09
Vermox(100mg) Local.....	12 Pills	2.43	2.03	2.50	-	2.63	1.88	2.65	1.28	3.13	2.53	2.52
Mezel(250mg) Local.....	30 Caps	5.39	4.30	5.81	4.91	4.57	4.71	5.55	5.13	6.27	4.93	5.25
Asprin (300 mg) Local.....	20 Pills	2.05	1.55	1.96	1.00	1.77	1.99	2.37	1.40	2.11	2.71	2.12
<b>OTHER MEDICAL EXPENSES</b>												
Doctor's Fee (Government).....	per visit	1.03	.77	.60	.76	.88	.51	.92	.61	.70	.69	.77
Doctor's Fee (Private).....	per visit	2.45	4.91	7.53	-	7.68	2.40	12.31	-	-	1.13	7.31
Injection (Service Charge).....	Once	1.46	.89	.54	-	1.07	.64	1.65	-	-	1.21	.87
<b>TRANSPORT AND COMMUNICATION</b>												
<b>TRANSPORT</b>												
Benzene.....	Lt	3.41	3.00	3.20	-	2.73	2.77	2.86	4.76	2.95	2.58	3.16
Motor Oil (Mobil).....	Lt	17.04	16.35	16.00	-	17.41	21.79	16.62	-	-	-	17.84
Car Washing and Greasing.....	No	-	-	-	44.00	23.33	-	24.62	-	-	26.00	25.54
Animal Transport fare.....	Trip	12.21	14.74	32.92	22.94	13.34	12.13	12.70	27.46	11.16	20.42	18.94
Cart Fare.....	Trip	.55	-	-	-	.96	.54	-	-	3.00	-	.77

Table 4 Part 2 :- (Cont'd) Annual Average Retail Price of Goods and Services in Rural Areas by Killilil and Zone

July 1999 - June 2000  
Hamle 1991 - Sene 1992

## P R I C E I N B I R R

## K I L L I L I L A N D Z O N E S

ITEM	UNIT	A M H A R A									Anhara Average	
		Semen Gondar	Debub Gondar	Semen Wello	Debub Wello	Semen Shewa	Misrak Gojam	Mirab Gojam	Wag Heera	Awl		Oromiya
<b>ENTERTAINMENT AND EDUCATION</b>												
<b>EQUIPMENT AND ACCESSORIES</b>												
T.V. Set Philips 21 inch(Colored)..... No		-	-	-	-	-	-	-	-	-	-	-
Cassette Recorded Original(Local Music)No		13.07	13.00	13.00	-	13.08	13.00	13.00	-	13.25	13.00	13.02
Radio Set Philips 3 Band..... No		154.00	-	-	-	153.75	154.38	165.30	-	160.00	-	161.42
Tape Recorder National (2 Speaker).... No		-	-	-	-	-	-	-	-	-	-	-
Expense for Photograph(Passport size)4Pho		3.32	4.45	3.04	3.00	3.99	3.69	3.94	4.00	2.98	3.60	3.73
Newspaper (Addis Zemen)..... No		-	-	-	-	.50	-	.55	-	.50	-	.51
<b>EDUCATION</b>												
Exercise Book (50 Leaves) Local..... No		1.74	1.63	1.90	1.85	1.70	1.78	1.58	2.03	1.79	1.80	1.76
Pencil (China)..... No		.25	.27	.28	.28	.25	.28	.27	.32	.28	.29	.28
Ball Point-Bic England..... No		.98	.96	1.01	1.01	1.01	.99	.91	1.01	.84	1.01	.98
Day School Fee-Public(Grade 7 & 8)..Month		-	.70	-	-	11.00	13.00	-	-	-	-	9.34
Day School Fee-Private(Grade 9-12)..Month		-	-	-	-	-	13.00	14.00	-	-	-	13.25
Night School Fee-Government(Gr.9-12)Month		14.46	14.50	18.00	-	13.58	14.25	13.84	15.07	-	-	14.51
<b>PERSONAL CARE AND EFFECTS</b>												
<b>PERSONAL CARE</b>												
Lux Toilet Soap..... 90gm		3.35	3.51	3.59	3.49	3.49	3.27	3.07	3.60	3.23	3.47	3.49
Blade-TOPAZ..... No		.27	.26	.28	.28	.26	.26	.25	.29	.26	.25	.26
Hair Dressing (Traditional)..... No		1.01	1.05	1.63	1.10	1.90	1.30	1.22	1.60	1.10	1.32	1.29
Hair Dressing (Modern)..... No		5.11	5.18	7.00	-	6.50	5.00	5.26	-	5.47	8.00	5.43
Barbery (Mens Hair Cut)..... No		1.93	2.10	3.00	2.00	2.24	2.18	2.07	3.00	1.97	1.80	2.15
Paraffin Hair Oil..... 330cc		8.39	8.27	8.95	8.63	7.81	7.93	7.99	8.89	8.00	7.85	8.20
Zenith Hair Oil..... 330cc		8.27	8.29	8.59	8.52	7.87	8.14	7.99	9.84	8.58	7.55	8.22

Table 4 Part 2 :- (Cont'd) Annual Average Retail Price of Goods and Services in Rural Areas by Killilil and Zone

July 1999 - June 2000  
Hamle 1991 - Sene 1992

## P R I C E I N B I R R

ITEM	UNIT	K I L L I L I L A N D Z O N E S										Anhara Average
		A M H A R A										
		Semen Gondar	Debub Gondar	Semen Wello	Debub Wello	Semen Shewa	Misrak Gojam	Mirab Gojam	Wag Hemra	Awii	Oromiya	
<b>PERSONAL EFFECTS</b>												
Umbrella-Men Medium (Local).....	No	25.97	25.85	26.00	26.92	25.92	26.08	25.76	25.04	26.32	24.09	25.97
Umbrella-Women Medium (Imported).....	No	20.04	22.58	22.39	22.00	23.65	20.99	22.33	-	22.84	22.03	22.03
Hand Bag (Imported Synthetic).....	No	-	-	-	-	-	-	63.29	-	-	-	63.29
Belt (Local) Machine Made.....	No	9.69	9.66	11.86	6.00	11.63	9.01	9.43	9.74	8.88	6.71	9.46
Belt (Local) Hand Made.....	No	2.70	2.25	2.93	2.99	2.50	2.26	2.18	3.89	2.62	1.81	2.59
<b>JEWELLERY</b>												
Seiko-21 Jewels Automatic (Men).....	No	-	-	-	-	450.00	-	-	-	-	-	450.00
Seiko-21 Jewels Automatic (Women).....	No	-	-	-	-	380.00	-	-	-	-	-	380.00
Earrings (4gm 18 carat Local).....	Pair	287.50	-	315.00	-	295.00	-	271.15	-	-	-	285.30
Neck Laces (6gm 21 carat Imported)....	No	-	533.75	510.00	-	-	-	437.31	-	-	-	466.41
Rings (4gm 18 carat Local).....	No	287.50	340.00	315.00	-	295.00	-	259.58	-	-	-	282.31
<b>LIVESTOCK AND DRAUGHT ANIMALS</b>												
<b>LIVESTOCK</b>												
Sheep (10-15Kg).....	No	67.45	59.01	52.87	49.62	47.81	56.80	70.46	51.43	85.56	50.57	58.38
Goat (10-15Kg).....	No	51.97	51.69	47.47	47.25	41.57	47.15	50.76	53.07	62.84	48.92	50.09
Heifer (2-4 Years).....	No	326.32	332.68	267.00	266.03	304.31	345.97	348.44	274.08	394.32	293.66	309.78
Cow (4 Years and Above).....	No	489.38	456.21	397.78	423.38	459.96	528.19	539.62	414.57	651.40	478.40	470.89
Bull (2-4 Years).....	No	329.26	339.19	267.88	330.08	336.94	456.84	377.80	315.93	475.02	340.17	346.69
Ox (4 Years and Above).....	No	554.97	483.79	500.70	586.63	676.83	677.05	585.02	495.44	738.02	722.73	578.80
Hen (Indigenous).....	No	6.35	5.34	5.89	5.69	7.42	7.39	8.16	4.00	7.71	7.37	6.46
Cock (Indigenous).....	No	9.02	7.46	7.48	6.73	10.54	9.59	10.27	4.51	10.22	9.57	8.44

Table 4 Part 2 :- (Cont'd) Annual Average Retail Price of Goods and Services in Rural Areas by Killilil and Zone

July 1999 - June 2000  
 Hamle 1991 - Sene 1992

P R I C E I N B I R R

K I L L I L A N D Z O N E S

ITEM	UNIT	A M H A R A										Amhara Average
		Semen Gondar	Debub Gondar	Semen Wello	Debub Wello	Semen Shewa	Misrak Gojam	Mirab Gojam	Wag Hemra	Awı	Oromiya	
<b>DRAUGHT ANIMALS</b>												
Donkey.....	No	180.41	148.26	144.45	193.48	247.53	193.71	177.60	170.90	248.13	161.05	173.29
Horse.....	No	332.88	381.37	431.95	469.72	283.75	475.08	-	415.36	801.52	277.78	453.04
Mule.....	No	801.33	811.67	819.33	633.75	1046.47	864.38	786.13	757.17	-	845.00	786.55
<b>FARM EQUIPMENT (INDUSTRIAL PRODUCT)</b>												
Sickel.....	No	14.61	14.38	13.64	15.17	11.32	12.91	13.57	11.06	13.41	24.58	13.72
Pick Axe ('Doma').....	No	11.08	16.70	-	8.00	15.00	19.59	14.28	12.33	-	8.55	14.06
'Gejera'.....	No	-	-	-	-	-	-	14.75	8.38	-	14.00	12.36
<b>FARM EQUIPMENT (HAND MADE)</b>												
'Mofer'.....	No	15.53	8.97	15.41	14.16	13.02	5.78	6.50	17.72	-	11.65	13.07
'Kember'.....	No	7.08	6.31	5.54	-	8.98	10.63	5.71	10.65	-	4.56	6.98
'Digr'.....	No	1.76	1.47	1.82	1.12	1.88	3.22	2.44	1.38	1.52	1.88	1.98
Plough.....	No	26.58	22.94	18.33	14.37	21.75	24.82	21.34	19.55	13.58	16.92	20.30
Sickel.....	No	3.88	2.60	2.94	3.39	2.70	2.83	2.42	4.63	2.10	3.29	3.02
'Wegel'.....	No	5.34	4.01	3.76	4.33	4.89	4.25	3.59	4.79	2.90	4.32	4.13
<b>MISCELLANEOUS GOODS AND SERVICES</b>												
Coffine (Medium Quality).....	No	-	343.33	370.00	-	-	176.25	143.97	-	163.93	-	168.81

# PART - III

APR 13 2002  
 MEXICO 1992 - PAGE 2552

1 5 8 4 4

2 7 2 8

WIND  
 WINDS  
 WINDS  
 WINDS

CONTINUED

WINDS	WINDS	WINDS	WINDS
2.12	1.44	1.44	1.44
2.08	1.40	1.40	1.40
1.95	1.26	1.26	1.26
1.82	1.12	1.12	1.12
1.69	0.98	0.98	0.98
1.56	0.84	0.84	0.84
1.43	0.70	0.70	0.70
1.30	0.56	0.56	0.56
1.17	0.42	0.42	0.42
1.04	0.28	0.28	0.28
0.91	0.14	0.14	0.14
0.78	0.00	0.00	0.00
0.65	0.00	0.00	0.00
0.52	0.00	0.00	0.00
0.39	0.00	0.00	0.00
0.26	0.00	0.00	0.00
0.13	0.00	0.00	0.00
0.00	0.00	0.00	0.00

CONTINUED

WINDS	WINDS	WINDS	WINDS
1.44	1.44	1.44	1.44
1.40	1.40	1.40	1.40
1.26	1.26	1.26	1.26
1.12	1.12	1.12	1.12
0.98	0.98	0.98	0.98
0.84	0.84	0.84	0.84
0.70	0.70	0.70	0.70
0.56	0.56	0.56	0.56
0.42	0.42	0.42	0.42
0.28	0.28	0.28	0.28
0.14	0.14	0.14	0.14
0.00	0.00	0.00	0.00
0.00	0.00	0.00	0.00
0.00	0.00	0.00	0.00
0.00	0.00	0.00	0.00



Table 1 Part 3 :- (Cont'd) Quarterly Average Retail Price of Goods and Services in Rural Areas by Killilil and Zone

April 2000 - June 2000  
Miazia 1992 - Sene 1992

P R I C E I N B I R R

ITEM	UNIT	K I L L I L I L A N D Z O N E S												Dromiya Average
		O R O M I Y A												
		Mirab Wellega	Misrak Wellega	Illu-babor	Jimma	Mirab Shewa	Semen Shewa	Misrak Shewa	Arssi	Mirab Harerge	Misrak Harerge	Bale	Borena	
<b>CEREALS UNMILLED</b>														
'Teff' White	Kg	2.17	1.46	2.46	2.22	2.37	2.15	2.70	2.27	2.40	2.58	2.42	2.28	2.38
'Teff' Mixed	Kg	2.06	1.50	1.64	1.75	2.10	2.10	2.47	2.13	2.25	2.33	2.18	2.18	2.05
'Teff' Black (Red)	Kg	1.96	1.38	1.68	1.69	1.90	2.03	2.24	2.01	2.02	2.10	2.18	1.82	1.91
Wheat White	Kg	-	1.40	2.12	1.70	1.95	1.96	1.95	1.79	1.90	2.08	1.65	1.77	1.87
Wheat Mixed	Kg	1.84	1.55	1.79	1.83	2.08	2.00	1.79	1.68	1.87	1.87	1.63	1.50	1.80
Wheat Black	Kg	2.20	1.49	1.90	1.79	2.24	2.02	3.34	1.74	1.65	1.86	1.55	1.82	1.89
Barley White	Kg	1.78	.73	1.80	1.50	1.84	2.08	1.73	1.68	1.76	1.77	1.20	1.61	1.69
Barley Mixed	Kg	1.48	1.09	1.60	1.50	1.68	2.15	1.75	1.52	1.66	1.49	1.37	1.47	1.55
Barley Black	Kg	1.66	1.10	1.70	1.48	1.66	2.01	1.65	1.53	1.60	2.00	1.25	1.77	1.62
Barley for Beer	Kg	-	-	-	-	1.78	2.11	1.89	1.62	1.74	-	1.62	1.76	1.70
Maize	Kg	.80	.81	1.01	1.09	1.50	1.53	1.48	1.48	1.11	1.35	1.29	1.37	1.23
Durrah	Kg	.65	.83	.99	1.06	2.12	1.75	1.76	1.53	.93	1.29	1.39	-	1.33
Sorghum Yellow	Kg	.77	-	1.57	1.78	1.58	1.86	2.08	1.65	1.20	1.57	-	-	1.53
Sorghum White	Kg	.73	.77	1.43	1.21	1.71	1.80	2.28	1.52	1.32	1.51	2.14	1.79	1.31
Sorghum Red	Kg	.71	.92	1.14	1.12	1.60	1.79	1.65	1.39	1.08	1.40	2.19	1.57	1.27
African Millet	Kg	1.02	1.12	1.51	1.42	-	-	2.15	-	1.58	-	-	-	1.29
Rice	Kg	6.00	-	5.08	4.99	-	5.00	4.66	5.10	4.75	4.85	5.42	5.07	5.01
Oats	Kg	-	.89	3.67	1.93	-	1.61	1.78	1.98	-	2.52	1.14	-	1.66
Hulled Barley	Kg	-	-	3.78	-	2.37	-	-	1.83	-	1.61	-	-	2.24
<b>CEREALS MILLED</b>														
'Teff' White	Kg	-	-	-	-	2.27	-	-	-	3.40	3.49	-	-	3.33
'Teff' Mixed	Kg	-	-	-	-	-	-	-	-	3.25	3.15	-	3.24	3.23
'Teff' Black (Red)	Kg	-	1.89	-	-	2.59	2.60	-	-	2.69	2.79	2.97	2.56	2.59
Wheat White	Kg	-	-	-	-	-	2.39	-	-	2.60	2.77	2.50	2.20	2.60
Wheat Mixed	Kg	-	-	-	-	-	-	-	-	2.76	2.31	2.22	2.66	2.50
Barley White	Kg	-	-	-	3.27	-	-	-	-	-	-	2.33	3.37	3.16
Barley Mixed	Kg	-	-	1.96	-	-	-	-	-	-	-	1.72	3.26	2.16

Table 1 Part 3 :- (Cont'd) Quarterly Average Retail Price of Goods and Services in Rural Areas by Killil and Zone

April 2000 - June 2000  
Miazia 1992 - Sene 1992

## P R I C E I N B I R R

ITEM	UNIT	K I L L I L A N D Z O N E S												Oromiya Average
		O R O M I Y A												
		Mirab Wellega	Misrak Wellega	Illu- babor	Jimma	Mirab Shewa	Semen Shewa	Misrak Shewa	Arssi	Mirab Harerge	Misrak Harerge	Bale	Borena	
Maize.....	Kg	1.46	1.33	1.47	1.46	1.80	2.44	2.45	-	1.71	1.85	1.87	1.78	1.67
Oats.....	Kg	-	-	-	4.22	6.25	-	4.75	-	4.50	-	-	-	4.63
Sorghum.....	Kg	-	-	-	-	-	-	-	-	-	1.96	-	-	1.96
Durrah.....	Kg	4.00	-	-	-	-	-	-	-	-	-	-	-	4.00
'Furno Duket' Locally Processed..	Kg	4.04	4.17	4.04	3.81	-	3.66	3.46	3.55	3.48	3.90	3.76	3.82	3.79
<b>PULSES UNMILLED</b>														
Horse Beans.....	Kg	2.50	2.26	2.71	2.38	2.34	1.97	2.08	2.03	1.99	2.18	2.16	2.44	2.26
Peas White.....	Kg	2.83	2.20	2.60	2.66	2.21	-	2.47	2.16	2.46	-	2.79	2.30	2.45
Peas Black.....	Kg	3.22	1.74	2.73	2.45	2.53	2.26	2.21	1.84	2.51	1.94	-	2.60	2.28
Peas Mixed.....	Kg	2.63	2.75	2.92	2.38	2.22	2.20	2.50	2.30	2.29	2.35	2.78	2.65	2.54
Soya Beans.....	Kg	-	-	-	2.82	-	-	-	-	-	-	-	-	2.82
Chick Peas.....	Kg	2.22	2.57	2.66	2.63	1.99	2.10	1.91	2.63	2.16	2.76	2.51	2.95	2.38
Lentils.....	Kg	5.00	4.20	4.06	4.00	3.46	3.21	3.25	4.03	3.23	3.71	3.27	4.47	3.67
Haricot Beans.....	Kg	1.55	2.29	1.74	2.27	2.27	1.25	1.83	1.79	1.75	1.55	1.57	2.19	1.78
Lima Beans.....	Kg	2.37	3.68	1.67	1.88	3.53	-	1.98	-	2.20	2.16	2.63	2.47	2.22
Vetch.....	Kg	3.01	2.28	2.23	2.10	1.57	1.57	1.58	1.75	2.07	2.18	1.96	-	1.81
Fenugreek.....	Kg	6.00	5.11	4.13	4.09	3.95	4.00	4.18	4.27	4.13	4.04	3.97	6.05	4.46
<b>PULSES MILLED OR SPLIT</b>														
Horse Beans Milled.....	Kg	4.00	4.59	4.86	3.58	5.80	4.53	5.90	5.39	4.66	4.88	5.53	5.14	4.80
Peas Milled.....	Kg	5.17	4.67	5.41	4.09	4.51	6.00	-	5.15	-	6.17	5.13	5.31	5.28
Chick Peas Milled.....	Kg	-	-	5.01	-	-	-	-	-	-	-	-	-	5.01
Mixed Pulses Milled.....	Kg	4.47	4.48	3.94	3.27	4.80	4.44	5.01	5.57	3.96	5.13	4.99	4.72	4.52
Vetch Milled.....	Kg	3.93	-	4.67	3.49	5.02	4.36	4.42	4.44	6.12	-	5.04	6.17	4.69
Peas Split.....	Kg	5.75	5.59	4.90	4.73	5.13	4.53	4.88	4.86	4.98	5.01	5.09	4.98	5.02
Peas Split(Roasted).....	Kg	-	5.50	4.50	-	-	-	4.72	4.89	-	-	-	4.83	4.81
Horse Beans Split(Roasted).....	Kg	4.00	4.51	4.00	-	4.20	4.00	3.80	4.20	-	4.00	-	-	4.08
Lentils Split.....	Kg	5.99	5.53	5.61	5.51	5.77	5.64	5.59	5.49	5.23	5.77	5.42	5.55	5.58

Table 1 Part 3 :- (Cont'd) Quarterly Average Retail Price of Goods and Services in Rural Areas by Killil and Zone

April 2000 - June 2000  
Miazia 1992 - Sene 1992

PRICE IN BIRR

ITEM	UNIT	KILLIL AND ZONES												Gromiya Average
		OROMIYA												
		Mirab Wellega	Misrak Wellega	Illu-babor	Jimma	Mirab Shewa	Semen Shewa	Misrak Shewa	Arssi	Mirab Harerge	Misrak Harerge	Bale	Borena	
<b>OIL SEEDS</b>														
Vetch Split(Roasted).....	Kg	-	-	-	-	3.23	-	3.00	-	-	-	-	-	3.00
Chick Peas Split(Roasted).....	Kg	-	-	-	-	-	-	3.05	-	-	-	-	-	3.05
Fenugreek Milled.....	Kg	10.57	-	7.91	6.90	8.58	-	9.24	9.11	8.27	7.90	12.01	10.34	8.86
<b>PREPARED CEREAL PRODUCTS</b>														
Spaghetti (Local) Without Egg....	Kg	5.74	6.56	5.78	6.21	6.32	5.85	5.29	5.44	5.79	6.29	5.85	6.91	5.94
Pastini.....	Kg	8.00	-	5.50	8.11	-	6.00	7.80	8.50	7.36	-	-	-	7.25
Macaroni (Local) Without Egg....	Kg	5.67	5.37	5.07	5.17	5.40	5.01	5.10	5.26	4.94	5.61	5.33	5.48	5.29
'Fafa' Flour.....	kg	-	-	9.57	7.99	-	9.47	8.00	8.17	-	1.58	10.00	8.63	8.52
'Dube' Flour.....	kg	-	4.00	3.50	4.92	3.50	5.00	-	10.00	5.50	-	4.00	4.04	4.81
<b>BREAD AND OTHER PREPARED FOODS</b>														
'Enjera' ('Teff' Mixed).....	325gm	.44	.56	-	.40	.61	.89	.73	.84	.85	.99	.65	.82	.71
'Dabo' (Traditional Ambasha)..	350gm	-	.75	.31	-	.63	.89	.75	.67	.89	.76	.64	.75	.69
'Dabo' (Traditional Sheleto)..	350gm	-	.35	.30	.54	.52	.65	.75	.57	1.00	.67	1.00	.60	.65
Bread Wheat (Bakery).....	350gm	1.26	1.25	1.20	1.16	.97	1.34	1.40	1.07	1.29	1.31	1.07	1.19	1.22

Table 1 Part 3 :- (Cont'd) Quarterly Average Retail Price of Goods and Services in Rural Areas by Killil and Zone

April 2000 - June 2000  
Miazia 1992 - Sene 1992

## P R I C E I N B I R R

ITEM	UNIT	K I L L I L A N D Z O N E S												Oromiya Average
		O R O M I Y A												
		Mirab Wellega	Misrak Wellega	Illu- babor	Jimma	Mirab Shewa	Semen Shewa	Misrak Shewa	Arssi	Mirab Harerge	Misrak Harerge	Bale	Borena	
<b>MEAT</b>														
Beef .....	Kg	8.02	7.18	10.39	9.99	11.03	11.40	12.72	11.77	11.50	11.71	11.26	10.51	10.92
<b>FISH AND FISH PRODUCTS</b>														
Fish Fresh.....	Kg	-	-	-	-	-	-	1.72	1.08	-	-	-	-	1.47
Sardines (Imported).....	125gm	-	-	-	6.28	-	-	-	3.75	6.81	6.70	-	6.00	6.48
<b>DIARY PRODUCTS AND EGG</b>														
Cow Milk (Unpasteurized).....	Lt	2.58	1.88	2.80	2.23	3.03	-	3.03	3.07	2.80	2.95	2.81	2.75	2.81
Cow Milk (pasteurized).....	Lt	-	-	-	-	-	-	-	3.33	-	-	-	-	3.33
Camel Milk.....	Lt	-	-	-	-	-	-	-	-	2.05	1.92	2.51	1.86	2.11
Goat Milk.....	Lt	-	-	-	-	-	-	-	-	2.65	-	-	-	2.65
Powdered Milk (Edget).....	450gm	-	-	15.83	15.94	16.52	-	-	17.33	-	-	-	13.77	15.62
Yoghurt (Traditional).....	Lt	3.36	-	3.73	-	3.77	-	3.49	4.19	4.14	4.39	6.25	4.11	4.09
Cheese Cottage.....	Kg	-	1.16	3.77	3.27	4.54	4.55	6.30	2.76	-	-	2.01	-	3.92
Egg (Traditional).....	Dozen	4.56	3.44	4.01	3.97	3.81	3.60	4.06	3.43	3.64	4.35	3.35	4.48	3.89
<b>OILS AND FATS</b>														
Butter Unrefined.....	Kg	19.07	20.45	20.41	21.73	27.96	27.62	31.16	31.55	31.34	33.15	33.53	30.16	26.68
Cooking Oil (Imported).....	Lt	15.00	14.14	14.46	14.12	-	14.59	13.59	14.38	12.24	10.36	14.25	12.64	13.49
Cooking Oil (Local).....	Lt	14.38	14.78	13.60	14.36	14.65	14.60	13.01	14.80	13.21	13.07	15.19	13.60	14.12

Table 1 Part 3 :- (Cont'd) Quarterly Average Retail Price of Goods and Services in Rural Areas by Killilil and Zone

April 2000 - June 2000  
Miazia 1992 - Sene 1992

PRICE IN BIRR

ITEM	UNIT	K I L L I L A N D Z O N E S											Oroziya Average	
		O R O M I Y A												
		Mirab Wellega	Misrak Wellega	Illu-babor	Jimma	Mirab Shewa	Semen Shewa	Misrak Shewa	Arssi	Mirab Harerge	Misrak Harerge	Bale Borena		
<b>VEGETABLES AND FRUITS</b>														
<b>VEGETABLES (FRESH)</b>														
Ethiopian Kale.....	Kg	.39	.28	.52	.54	.80	.68	1.18	.63	.62	.70	.59	.77	.65
Cabbage.....	Kg	-	-	2.39	.96	1.12	1.31	1.13	.77	1.66	1.16	1.25	.98	1.18
Lettuce.....	Kg	-	-	-	3.41	-	-	-	-	3.77	.94	-	-	2.08
Spinach.....	Kg	-	-	-	1.77	.51	.64	.95	-	-	-	-	-	.90
Carrot.....	Kg	-	-	2.27	1.79	1.99	1.69	2.52	2.59	2.33	1.37	1.55	2.25	1.99
Tomatoes.....	Kg	1.33	1.54	2.11	1.72	1.49	1.13	1.89	2.01	2.64	2.86	3.36	3.27	2.12
Onions.....	Kg	3.65	3.14	3.61	3.47	2.11	2.08	2.54	2.19	1.46	2.49	2.94	4.61	2.74
Garlics.....	Kg	6.42	4.62	6.29	5.70	3.87	3.32	4.98	3.42	5.49	5.82	4.16	6.58	4.99
Leaks.....	Kg	-	2.50	2.90	3.04	.95	-	1.45	1.66	-	2.12	2.62	-	1.73
Pepper Green.....	Kg	2.04	2.40	1.71	1.95	3.36	2.44	3.30	3.45	4.89	4.03	3.13	3.31	3.12
Pumpkin.....	Kg	.51	.71	.48	.36	.53	-	.76	.38	.78	.56	.93	.46	.56
Green Peas.....	Kg	-	-	-	9.81	-	-	.74	.61	-	-	-	-	2.53
Beet Root.....	Kg	.97	1.36	1.07	1.19	1.20	1.16	1.62	.93	1.30	1.24	1.12	1.76	1.24
Cauliflower.....	Kg	-	-	.33	-	-	-	-	-	1.72	-	-	-	1.02
<b>FRUITS FRESH</b>														
Banana.....	Kg	.53	.82	.76	.98	1.89	1.63	1.98	1.98	1.36	1.16	1.79	1.34	1.29
Orange.....	Kg	.72	1.61	.74	.72	1.50	1.16	2.76	1.58	1.26	.93	1.60	1.50	1.44
Lemon.....	Kg	.62	.85	.80	.78	1.98	1.19	3.18	1.94	1.37	1.93	2.07	1.75	1.45
Mandarine.....	Kg	-	-	-	-	-	1.73	2.50	3.57	-	-	2.07	-	2.03
Papaya.....	Kg	1.13	1.19	.59	.49	-	1.18	1.51	.80	1.10	1.32	.98	1.04	.98
Grapes.....	Kg	-	-	-	-	-	-	-	-	-	-	-	-	-
Avocado.....	Kg	2.20	-	-	3.07	-	-	1.88	-	-	-	2.67	2.08	2.28
Mango.....	Kg	.52	.72	1.49	1.57	-	-	3.39	2.18	2.20	2.02	3.03	1.26	1.48
Cactus.....	Kg	-	-	-	-	-	-	.40	.22	.79	.37	-	-	.44

Table 1 Part 3 :- (Cont'd) Quarterly Average Retail Price of Goods and Services in Rural Areas by Killil and Zone

April 2000 - June 2000  
Miazia 1992 - Sene 1992

PRICE IN BIRR

KILLIL AND ZONES

ITEM	UNIT	O R O M I Y A											Oromiya Average	
		Mirab Wellega	Misrak Wellega	Illu-babor	Jimma	Mirab Shewa	Semen Shewa	Misrak Shewa	Arssi	Mirab Harerge	Misrak Harerge	Bale		Borena
<b>SPICES</b>														
Pepper Whole.....	Kg	8.78	8.88	10.26	9.18	13.73	14.67	16.97	13.68	14.10	15.21	11.61	9.55	12.61
Black Pepper(Local).....	Kg	8.96	19.32	-	-	27.31	20.42	16.75	18.75	11.75	-	10.00	16.66	18.57
Long Pepper(Local).....	Kg	12.43	16.86	10.08	15.61	20.42	18.55	15.30	24.09	16.20	15.08	20.58	20.70	17.57
White Cumin(Bishop's Weed) Local.....	Kg	11.17	11.18	7.24	8.17	11.62	11.56	11.21	11.80	13.18	14.01	12.54	12.91	11.18
Black Cumin(Local).....	Kg	9.85	11.08	8.50	9.13	12.07	11.92	11.24	11.20	11.17	11.05	9.67	12.74	10.76
Ginger Dry(Local).....	Kg	.76	9.17	-	-	8.96	4.80	8.00	10.56	8.08	9.28	13.83	6.20	9.31
Ginger Wet(Local).....	Kg	.91	2.45	1.91	1.88	2.23	2.29	2.35	3.20	3.71	4.78	2.68	1.90	2.31
Cloves(Imported).....	Kg	75.00	66.67	-	61.11	74.54	63.64	55.56	68.33	58.41	-	87.50	60.83	70.30
Cinnamon(Imported).....	Kg	75.00	72.22	50.00	68.66	63.46	100.00	50.00	65.28	58.41	-	-	-	66.16
Cardamon(Local).....	Kg	20.27	22.65	15.68	19.03	23.46	20.78	21.14	23.17	22.96	21.95	22.52	17.10	20.99
Tumeric Flour(Local).....	Kg	6.43	8.37	4.84	5.13	8.70	8.01	7.93	7.98	6.32	8.40	10.81	8.37	7.65
Chillies Whole.....	Kg	6.37	7.52	11.98	13.42	14.96	9.66	18.42	20.65	-	15.83	23.85	23.33	14.58
Basil Dry.....	Kg	7.08	9.52	4.22	5.19	10.55	9.09	10.65	13.56	9.50	10.00	14.98	8.76	10.45
<b>POTATOES, OTHER TUBERS AND STEMS</b>														
Potato.....	Kg	1.45	1.28	1.60	1.37	1.44	1.57	1.59	1.42	1.74	1.40	1.37	1.34	1.46
Sweet Potato.....	Kg	.66	1.09	1.24	.92	1.02	1.08	.92	1.14	.69	.76	1.15	.95	.88
'Kocho' (Unprocessed).....	Kg	-	-	1.10	.39	.44	-	1.37	1.54	-	-	.37	.60	.73
'Bula'.....	Kg	-	-	1.94	1.98	-	-	2.73	2.23	-	-	1.85	1.86	2.17
<b>COFFEE, TEA, CHAT AND BUCK-THORN LEAVES</b>														
Tea Leaves(Local).....	100gm	2.20	2.04	2.08	2.05	2.05	2.04	2.06	2.07	2.00	2.00	2.15	2.13	2.08
Coffee Whole.....	Kg	3.89	4.57	4.12	4.78	8.00	10.28	-	7.63	7.92	9.63	6.27	4.53	5.37
Coffee Beans.....	Kg	6.76	10.80	9.25	10.45	12.71	12.28	11.13	11.65	16.61	17.36	11.81	10.40	12.18
Coffee Leaves.....	Kg	-	-	-	-	-	-	-	2.56	4.87	3.37	3.81	.51	3.57
Buck Thorn Leaves.....	Kg	2.77	3.29	2.12	-	3.60	3.59	3.25	2.52	1.78	1.66	2.51	.67	2.91
'Chat'.....	Kg	3.37	3.81	5.39	4.34	-	8.82	8.96	9.65	3.74	4.77	6.67	3.86	5.63

Table 1 Part 3 :- (Cont'd) Quarterly Average Retail Price of Goods and Services in Rural Areas by Killil and Zone

April 2000 - June 2000  
Miazia 1992 - Sene 1992

## P R I C E I N B I R R

## K I L L I L A N D Z O N E S

ITEM	UNIT	O R O M I Y A											Dromiya Average	
		Mirab Wellega	Misrak Wellega	Illu- babor	Jimma	Mirab Shewa	Semen Shewa	Misrak Shewa	Arssi	Mirab Harerge	Misrak Harerge	Bale		Borena
Malt-Barley.....	Kg	2.31	-	3.01	2.18	2.61	-	-	2.96	-	-	3.42	3.37	2.82
Malt-Wheat.....	Kg	-	-	-	1.62	3.64	3.53	3.92	3.00	-	-	-	4.76	3.54
<b>OTHER FOOD ITEMS</b>														
Salt.....	Kg	2.01	1.73	1.88	1.70	1.50	1.44	1.63	1.52	1.35	1.53	1.74	2.17	1.68
Sugar.....	Kg	5.90	6.07	5.68	5.97	6.36	5.70	5.89	5.89	5.54	5.25	5.53	5.67	5.78
Honey.....	Kg	11.67	7.46	11.84	12.33	-	11.49	15.36	16.12	15.82	20.61	11.83	11.08	13.28
Canned Tomato (Local).....	410gm	8.00	-	7.99	7.86	6.67	7.33	7.96	6.83	7.04	6.96	8.00	8.79	7.65
<b>FOOD TAKEN AWAY FROM HOME</b>														
Cup of Tea.....	No	.24	.25	.27	.27	.28	.27	.30	.29	.27	.26	.31	.27	.27
Cup of Coffee.....	No	.37	-	.53	.57	.78	.80	.81	.78	.57	.53	.77	.50	.62
Cup of Milk.....	No	.80	-	.69	.71	.81	.80	.82	.88	.90	.85	.78	.76	.80
'Key Wot Yebere'.....	One Meal	4.50	3.32	4.00	4.11	3.43	4.00	3.81	3.67	3.50	3.62	3.58	4.27	3.83
'Key Wot Yebeg/Yefyel'..	One Meal	4.55	3.54	4.06	4.15	4.50	4.21	4.52	3.72	3.84	3.97	3.40	4.28	4.02
<b>COST OF MILLING</b>														
Cereals.....	100Kg	12.92	12.58	14.28	12.51	9.78	9.73	10.51	10.07	13.91	12.82	11.54	18.75	12.34
Pulses.....	100Kg	14.44	14.19	12.43	13.66	14.17	16.96	10.69	9.59	14.09	14.44	11.19	18.28	13.14
Pepper Whole.....	100Kg	100.00	50.00	51.25	125.00	103.00	69.31	80.68	93.57	66.11	128.57	61.98	45.00	78.28
<b>BEVERAGES - NON ALCOHOLIC</b>														
Ambo Mineral Water.....	500cc	2.64	2.20	2.00	2.00	1.58	1.60	1.77	1.95	2.00	1.61	2.26	2.34	2.03
Bure Mineral Water.....	500cc	2.73	2.13	2.00	2.00	1.64	1.50	1.54	-	-	-	-	2.00	1.92
Coca Cola/Fanta.....	300cc	2.49	2.00	2.07	1.97	1.80	1.86	1.82	1.93	1.99	1.75	2.09	2.21	1.99
Pepsi Cola/Mirinda.....	300cc	2.50	2.19	2.10	1.98	1.85	1.86	1.82	1.95	1.98	1.72	2.19	2.22	2.03

Table 1 Part 3 :- (Cont'd) Quarterly Average Retail Price of Goods and Services in Rural Areas by Killil and Zone

April 2000 - June 2000  
Miazia 1992 - Sene 1992

## P R I C E I N B I R R

## K I L L I L A N D Z O N E S

ITEM	UNIT	O R O M I Y A												Grosiya Average
		Mirab Wellega	Misrak Wellega	Illu-babor	Jimma	Mirab Shewa	Semen Shewa	Misrak Shewa	Arssi	Mirab Harerge	Misrak Harerge	Bale	Borena	
<b>BEVERAGES - ALCOHOLIC</b>														
Araki (Local).....	900cc	26.78	29.63	24.27	23.28	23.86	24.61	23.18	29.78	26.09	23.36	27.37	27.63	25.80
Cognac (Local).....	900cc	-	24.00	23.57	25.00	19.83	42.00	21.48	30.80	-	-	-	27.43	24.83
Brandy (Local).....	900cc	-	-	23.33	23.00	24.13	29.33	22.41	34.00	22.00	26.33	-	27.88	25.27
Gin (Local).....	900cc	25.60	24.79	26.27	24.78	23.11	26.11	23.86	27.25	28.03	26.40	27.87	27.53	26.01
Saris Wine (Normal).....	750cc	8.00	6.42	7.00	6.83	5.68	5.47	5.53	-	8.00	9.35	7.60	6.94	6.49
'Katikalla'.....	Lt	3.87	5.10	6.31	6.83	8.05	7.46	7.82	7.46	7.62	7.34	7.31	7.06	6.80
Beer (Bedele).....	330cc	3.39	3.00	2.59	2.93	3.11	3.00	3.00	3.00	-	-	3.19	3.41	3.10
Beer (Harar).....	330cc	-	-	-	-	3.21	3.00	3.00	3.00	3.01	2.88	3.34	3.43	3.12
Beer (Meta Abo).....	330cc	3.19	3.00	-	3.00	3.15	3.17	3.00	3.00	-	-	3.33	3.32	3.14
'Tella'.....	Lt	.79	.64	.84	.57	.68	.78	.70	.67	1.12	1.25	.86	.83	.81
'Tej' (Mead).....	Lt	2.30	1.66	1.90	1.66	2.34	2.18	1.85	1.91	2.72	2.22	1.81	1.50	1.93
<b>CIGARETTES AND TOBACCO</b>														
<b>CIGARETTES</b>														
Nyala.....	Packet	4.52	4.74	4.48	4.55	4.51	4.32	4.46	4.54	4.12	-	4.65	4.78	4.52
Gissila.....	Packet	1.44	1.72	1.21	1.08	1.55	1.61	1.64	1.35	1.02	-	1.36	2.07	1.41
Rothmans.....	Packet	9.92	10.00	8.78	9.33	8.19	8.05	8.08	7.82	6.29	6.00	8.56	9.84	8.42
<b>TOBACCO</b>														
'Gaya'.....	Kg	11.32	10.73	10.56	10.30	11.47	7.37	5.30	9.20	14.88	-	-	11.30	10.14

Table 1 Part 3 :- (Cont'd) Quarterly Average Retail Price of Goods and Services in Rural Areas by Killil and Zone

April 2000 - June 2000  
Miazia 1992 - Sene 1992

## P R I C E I N B I R R

ITEM	UNIT	K I L L I L A N D Z O N E S												Oromiya Average
		Mirab Wellega	Misrak Wellega	Illu-babor	Jimma	Mirab Shewa	Semen Shewa	Misrak Shewa	Arssi	Mirab Harerge	Misrak Harerge	Bale	Borena	
<b>CLOTHING AND FOOT WEAR</b>														
<b>CLOTHING</b>														
Abujedid(Akaki/Bahir Dar)91cm. Meter		4.24	5.88	5.04	4.00	4.40	4.58	3.28	3.81	3.32	3.33	4.25	3.43	4.03
Abujedid(Komb./Arba Min.)150cm Meter		6.06	6.43	6.29	5.59	5.74	4.87	5.06	5.54	3.00	3.50	6.00	5.58	5.68
Khaki(S-10,000 Twil)110cm..... Meter		-	-	7.00	-	-	-	-	-	10.98	6.25	-	6.00	7.20
Khaki(Akaki)91cm..... Meter		-	7.00	5.60	-	-	-	-	-	-	6.10	-	-	5.95
Wool-England 100%..... Meter		-	-	-	200.00	-	-	-	-	-	-	-	-	200.00
Tetron(Arba Minch)..... Meter		32.43	28.44	30.89	26.83	-	28.17	15.00	-	18.00	-	-	-	27.95
Poplin(Dire Dawa)105cm..... Meter		6.00	7.61	7.64	5.50	7.59	6.06	5.50	6.47	5.63	5.49	5.72	5.00	6.16
Poplin(Komb./Arba Minch)150cm. Meter		12.18	9.67	12.28	11.10	10.25	6.00	11.33	11.54	5.43	-	11.94	9.25	11.17
Nylon(Mojo)..... Meter		10.48	9.96	10.44	10.14	9.76	9.42	9.43	10.12	-	-	10.76	8.50	10.06
Polyster(Arba Minch/Awasa).... Meter		29.33	14.17	15.00	11.00	15.89	14.11	-	12.12	19.08	-	12.28	-	14.49
Jersi..... Meter		14.30	13.29	25.80	13.26	12.45	12.30	14.00	12.37	15.04	13.98	18.00	-	14.07
Cotton..... Kg		3.95	4.25	-	2.33	3.79	3.12	6.75	6.32	-	-	6.05	2.35	4.53
<b>COST OF TAILORING</b>														
Woolen Suit (Men)..... No		-	-	296.67	341.11	-	-	-	242.22	-	-	271.67	195.00	280.12
Khaki Suit (Men)..... No		42.50	-	37.70	34.00	31.92	28.21	33.90	48.60	90.00	50.00	55.11	43.36	38.56
Khaki Suit (Boys)..... No		25.00	-	22.75	21.79	19.54	20.63	27.06	29.00	60.00	23.33	25.17	26.50	24.20
<b>READY-MADE / FOR ADULTS</b>														
'Netela'..... No		19.23	19.00	19.11	26.78	-	21.12	21.65	28.63	40.00	-	28.22	20.06	23.30
'Gabi'..... No		44.91	38.27	51.60	54.22	56.29	50.29	57.89	62.29	64.67	61.67	64.07	62.68	56.04
Shirts Long Sleeved (Local)..... No		36.50	27.58	33.25	23.00	25.58	29.11	27.29	25.57	-	-	-	42.46	30.80
Shirts Short Sleeved (Local)..... No		-	20.00	36.00	-	-	-	-	25.00	-	-	-	52.25	44.58
Shirts Long Sleeved (Imported).... No		63.37	37.17	70.10	60.93	51.50	58.40	54.89	54.23	36.59	27.55	63.28	65.71	51.65
Shirts Short Sleeved (Imported).. No		70.00	-	45.50	81.67	-	52.67	58.29	-	62.64	-	58.00	65.50	61.00

Table 1 Part 3 :- (Cont'd) Quarterly Average Retail Price of Goods and Services in Rural Areas by Killil and Zone

April 2000 - June 2000  
Miaxia 1992 - Sene 1992

PRICE IN BIRR

KILLIL AND ZONES

ITEM	UNIT	O R O M I Y A												Oromiya Average
		Mirab Wellega	Misrak Wellega	Illu-babor	Jimma	Mirab Shewa	Semen Shewa	Misrak Shewa	Arssi	Mirab Harerge	Misrak Harerge	Bale	Borena	
Socks (Cotton) Imported.....	Pair	9.78	8.32	9.47	8.80	7.50	8.44	7.82	7.23	7.43	4.86	9.61	11.28	8.33
Sweater (Local) Men.....	No	30.00	36.10	41.25	32.44	24.60	51.22	-	34.45	-	-	35.81	-	36.19
Sweater (Local) Women.....	No	25.00	39.00	-	-	-	-	-	80.00	-	-	-	-	52.60
Shash (Imported).....	No	16.72	17.62	20.13	18.49	19.17	15.73	18.03	16.60	15.14	13.64	18.57	19.59	17.34
Singlets (Local) White.....	No	11.06	10.67	11.31	10.30	12.33	-	10.58	10.83	9.70	6.17	12.17	10.31	10.62
Jeans Trouser.....	No	96.88	80.00	90.56	74.06	85.11	83.67	75.25	78.15	67.50	59.80	89.64	95.35	81.72
Woolen Suit.....	No	-	-	-	-	-	-	-	-	-	-	-	-	-
'Kemisna Netela'.....	No	110.94	66.25	78.82	83.67	77.71	-	-	-	-	-	-	-	-
Sweater-Men (Imported).....	No	-	-	85.00	117.78	-	-	85.42	108.00	123.53	110.00	153.06	173.33	114.16
Sweater-Women (Imported).....	No	-	-	80.00	96.67	-	-	118.00	121.54	151.67	-	150.71	-	128.78
Nylon Dress.....	No	-	-	35.00	-	28.69	-	112.50	92.50	-	-	139.71	-	109.91
Tetron Trouser.....	No	-	-	57.44	-	38.67	-	26.67	-	-	-	-	-	31.56
Leather Jacket.....	No	-	-	-	-	-	-	-	-	-	23.83	48.63	-	44.81
Under Wear China.....	No	20.00	-	21.54	-	-	-	606.67	350.00	-	-	453.33	408.33	450.31
							22.33	23.57	-	-	-	19.00	22.47	22.08
<b>READY-MADE / FOR CHILDREN</b>														
Sweater (Local) for Boys.....	No	20.50	19.18	13.73	12.92	12.86	20.22	9.17	17.59	-	19.75	17.45	-	16.33
Socks (Imported) Cotton.....	Pair	6.14	2.83	5.19	6.13	3.42	7.56	6.20	4.76	-	2.78	5.50	6.28	4.90
Jeans Trouser.....	No	85.00	70.00	68.00	-	53.78	-	54.38	60.00	55.56	50.00	-	83.93	62.75
Shirt Long Sleeved(Imported)Boys.	No	50.00	-	-	-	22.00	-	43.33	29.50	27.53	20.36	25.00	55.70	27.95
Sweater (England) for Girls.....	No	-	-	-	-	-	-	-	-	-	-	-	-	-
Short for Boys.....	No	4.99	4.64	8.00	4.25	5.58	5.61	7.44	-	10.00	9.56	3.25	8.12	6.12

Source: Quarterly Average Retail Price of Goods and Services in Rural Areas by Killil and Zone, April 2000 - June 2000, Miaxia 1992 - Sene 1992.

92

Table 1 Part 3 :- (Cont'd) Quarterly Average Retail Price of Goods and Services in Rural Areas by Killilil and Zone

April 2000 - June 2000  
Miazia 1992 - Sene 1992

PRICE IN BIRR

KILLILIL AND ZONES

OROMIYA

ITEM	UNIT											Oromiya Average		
		Mirab Wellega	Misrak Wellega	Illu- babor	Jimma	Mirab Shewa	Semen Shewa	Misrak Shewa	Arssi	Mirab Harerge	Misrak Harerge		Bale	Borena
<b>FOOTWEAR (MEN AND WOMEN)</b>														
Anbessa Leather Shoes Men(Local)Pair		-	62.50	-	74.38	57.00	-	-	59.00	-	-	-	53.89	58.96
Leather Shoes Men (Croft)..... Pair		-	-	-	-	-	-	-	-	-	-	-	-	-
Walking Shoes(Imp.) Non-Leather Pair		-	-	90.00	-	96.00	-	129.00	171.25	111.25	-	-	-	127.18
Canvas Shoes (Local) Men..... Pair		24.38	22.35	22.57	21.28	21.00	21.17	20.23	21.48	21.98	21.86	22.66	22.27	21.92
Canvas Shoes (China) Men..... Pair		23.87	-	21.50	28.00	25.50	23.80	19.92	25.44	25.12	22.00	23.61	22.17	23.48
Plastic Shoes (Local) Women.... Pair		11.82	10.42	10.32	9.75	11.37	11.35	9.18	10.30	10.05	9.80	11.37	10.76	10.55
Slippers Sponge Adult (China).. Pair		10.00	10.11	10.19	9.40	9.33	11.04	8.06	9.26	9.27	9.04	9.80	9.67	9.38
Boots for Men Plastic (Local).. Pair		41.78	45.72	46.41	44.94	43.42	47.13	39.50	49.06	45.47	41.69	45.38	47.56	45.77

Table 1 Part 3 :- (Cont'd) Quarterly Average Retail Price of Goods and Services in Rural Areas by Killil and Zone

April 2000 - June 2000  
Miazia 1992 - Sene 1992

## P R I C E I N B I R R

## K I L L I L A N D Z O N E S

## O R O M I Y A

ITEM	UNIT	O R O M I Y A											Oromiya Average	
		Mirab Wellega	Misrak Wellega	Illu- babor	Jimma	Mirab Shewa	Semen Shewa	Misrak Shewa	Arssi	Mirab Harerge	Misrak Harerge	Bale		Borena
<b>CONSTRUCTION MATERIALS, WATER, AND FUEL AND POWER</b>														
<b>CONSTRUCTION MATERIALS</b>														
Cement/Bag/(Local).....	50Kg	50.35	38.00	42.87	39.11	32.67	37.04	32.19	35.20	44.63	46.69	45.77	45.33	42.54
Lime.....	Kg	1.34	-	1.05	.97	.54	-	.66	.75	1.11	1.79	-	1.26	1.11
Nail (7cm - 12cm).....	Kg	8.75	9.39	9.90	8.85	10.29	8.85	7.95	9.64	9.11	9.81	8.94	9.36	9.27
Nail With Cape.....	Kg	12.90	11.65	12.11	10.47	11.39	10.33	10.58	12.59	11.09	12.09	11.92	12.86	11.77
Corrugated Iron Sheet (.2mm).....	No	40.00	-	39.33	33.00	36.00	-	35.71	-	33.88	34.00	35.83	33.89	35.45
Wood for House Construction('Atana')..	No	1.56	1.30	2.28	4.00	2.69	-	5.34	2.63	6.00	-	4.08	-	3.40
Wall Paints-Super (Fluid) Normal.....	4Kg	73.57	-	64.59	58.89	57.00	59.33	58.86	61.07	61.93	62.89	59.50	64.38	62.21
Wall Paints-Super (Fluid) Plastic....	4Kg	111.67	-	92.18	89.11	89.00	-	90.17	101.25	94.20	85.80	90.43	95.13	92.74
Coarse Aggregate Gravel.....	Meter Cube	-	-	-	304.11	-	-	-	-	-	-	-	-	304.11
Hollow Concrete Block(20x20x40 cm Cube)No		-	-	4.00	-	-	-	1.41	-	-	2.00	3.25	-	2.09
Bricks (25cm x 12cm x 6cm).....	No	-	-	-	.25	-	-	-	-	-	-	1.40	-	.94
Floor Board 4m Length.....	No	-	-	21.33	-	-	-	-	32.56	-	-	-	-	28.07
Iron Pipe 6mt. (1/2 inch Wide) Local..	No	-	-	-	40.50	-	-	57.60	-	-	-	50.00	55.00	49.41
Chipwood (125cm x 250cm x 8mm).....	No	-	-	-	-	-	-	-	-	-	-	-	-	-
Sand.....	Meter Cube	-	-	58.75	141.03	-	-	-	-	-	-	-	-	86.18
Gutter N# 32.....	Meter	-	-	-	17.75	-	-	-	-	-	-	-	-	17.75
Window Glass (50cm x 50cm x 3mm).....	No	-	-	-	11.21	-	-	12.00	-	-	-	-	-	11.32
Water Tanker (1meter cube).....	No	-	-	-	-	-	-	600.00	-	-	-	-	-	600.00
Stone for House Construction..	Meter Cube	19.00	-	24.81	42.85	-	-	-	-	-	-	-	-	26.27
<b>WATER</b>														
Water.....	Meter Cube	14.03	13.12	7.80	6.83	6.62	4.26	5.90	6.32	9.97	8.26	7.50	15.36	8.82

Table 1 Part 3 :- (Cont'd) Quarterly Average Retail Price of Goods and Services in Rural Areas by Killil and Zone

													April 2000 - June 2000	
													Miazia 1992 - Sene 1992	
P R I C E I N B I R R														
K I L L I L A N D Z O N E S														
O R O M I Y A														
ITEM	UNIT	K I L L I L				O R O M I Y A				Z O N E S				Oromiya Average
		Mirab Wellega	Misrak Wellega	Illu-babor	Jimma	Mirab Shewa	Semen Shewa	Misrak Shewa	Arssi	Mirab Harerge	Misrak Harerge	Bale	Borena	
<b>FUEL AND POWER</b>														
Fire Wood.....	Meter Cube	24.19	23.15	25.12	20.21	43.08	46.31	26.72	38.35	25.70	28.95	29.77	26.42	29.98
Charcoal.....	Kg	1.73	-	1.29	1.01	.37	.65	1.10	1.05	1.93	1.22	1.20	.63	1.04
Dung Cake.....	Kg	-	-	-	-	.17	.07	.25	.23	-	-	.32	-	.22
Kerosine.....	Lt	3.48	2.78	2.45	2.89	2.70	2.89	2.01	3.18	2.26	1.99	3.04	3.10	2.78
Diesel.....	Lt	3.76	3.20	3.47	3.17	2.39	3.43	2.17	3.22	1.96	2.37	3.61	3.48	3.16
Electric.....	K.Watt	-	-	.42	.56	.31	-	.63	1.73	-	-	.27	.33	1.06
Matches.....	Box	.27	.28	.28	.23	.22	.22	.22	.24	.25	.26	.25	.27	.99
Candles.....	No	1.00	1.00	1.00	1.00	1.02	.93	.90	.99	1.00	1.00	1.01	1.00	.99
Buthane Gas (Shell).....	12.5 Kg	-	-	-	-	-	-	-	-	-	-	-	-	-
Eveready Drycell.....	No	1.98	2.00	1.90	1.75	1.93	1.85	1.83	1.94	2.04	1.76	1.94	1.93	1.91
<b>FURNITURE, FURNISHING, HOUSEHOLD EQUIPMENT AND OPERATION</b>														
<b>CHAIRS, TABLES, ETC.</b>														
Table Wanza (Machine made) Varnished..	No	-	-	358.33	205.56	-	-	463.33	-	242.00	-	-	175.00	303.89
Table Wanza (Hand made) Not Varnished.	No	73.82	62.50	-	-	-	-	-	-	-	-	-	-	71.67
Chairs Wanza (Machine Made) Varnished.	No	-	-	53.13	47.50	-	-	53.33	-	76.50	-	-	40.00	58.15
Chairs Wanza (Hand Made) Varnished....	No	37.31	48.75	45.62	48.33	-	-	-	-	-	-	-	-	41.44
Cupboard Wanza (2 doors) Varnished....	No	-	-	935.00	794.44	-	-	988.89	-	1170.00	-	-	-	978.61
Double Bed Wanza (120cm) Varnished....	No	-	-	538.89	344.44	-	-	500.00	-	642.31	-	-	327.50	502.50
Sofas (Complete).....	No	-	-	-	2977.78	-	-	-	-	-	-	-	-	2977.78
Book Shelves Wanza (3 Shelves) no Door	No	-	150.00	385.71	274.44	-	-	-	-	301.00	-	-	-	310.23
<b>FURNISHINGS &amp; REPAIRS</b>														
Bed Sheet (Non-Patterned Bahir Dar)														
1.90m x 2.50m.....	Pair	48.78	47.50	51.25	-	45.00	-	41.83	47.20	47.93	47.25	50.33	57.28	48.81
Bed Sheet(Patterned Kombolcha)														
1.90m x 2.50m.....	Pair	45.67	-	-	79.33	-	-	68.55	-	-	37.50	-	-	60.99

Table 1 Part 3 :- (Cont'd) Quarterly Average Retail Price of Goods and Services in Rural Areas by Killil and Zone

April 2000 - June 2000  
Miazia 1992 - Sene 1992

P R I C E I N B I R R

K I L L I L A N D Z O N E S

ITEM	UNIT	O R O M I Y A												Oromiya Average
		Mirab Wellega	Misrak Wellega	Illu-babor	Jimma	Mirab Shewa	Semen Shewa	Misrak Shewa	Arssi	Mirab Harerge	Misrak Harerge	Bale	Borena	
Bed Cover(Patterned Kombolcha).....	No	30.00	-	-	-	-	-	-	-	-	-	-	-	30.00
Blanket Woolen(Debre B.)160cm x 220cm.	No	87.39	91.96	81.63	81.53	85.72	83.48	77.36	81.87	80.40	87.32	110.28	100.50	85.42
Mattress-Sponge (A.A Foam) 120cm.....	No	305.50	310.00	315.00	303.33	-	-	-	306.67	300.00	290.83	300.20	321.11	302.83
Towel-Local (Kombolcha).....	No	22.55	-	-	10.78	-	-	-	17.75	-	-	13.00	10.33	15.35
<b>EARTHEN WARE</b>														
Water Pot.....	No	5.74	5.13	5.25	3.47	4.85	3.86	4.82	4.13	5.83	6.06	6.37	3.81	4.79
'Jebena' Medium Size.....	No	3.41	2.83	3.19	2.73	2.01	1.67	2.13	1.81	3.56	4.00	1.97	2.12	2.38
'Mitad' (Griddle of Clay).....	No	8.27	7.29	9.06	6.96	7.62	5.48	8.66	8.49	6.75	4.57	10.53	12.69	7.80
Local Stove '(Lakech).....	No	-	8.00	9.17	7.89	7.29	5.80	7.16	9.00	8.89	-	8.95	10.16	8.44
Cup for Coffee (China).....	No	1.14	1.04	1.07	1.06	1.21	1.11	.97	1.00	1.13	1.25	1.12	1.06	1.10
<b>STRAW, BAMBOO AND OTHERS</b>														
'Sefed'.....	No	3.91	4.03	5.21	5.82	7.85	4.90	6.02	5.39	8.04	8.28	9.84	5.93	6.35
Sack 100Kg Capacity.....	No	-	-	6.78	-	-	-	-	-	8.44	8.14	-	6.00	7.69
<b>METAL WARE</b>														
Cooking Pan Medium (Local).....	No	34.38	24.21	30.00	26.15	24.51	18.78	26.56	30.17	30.47	40.27	27.79	29.92	28.36
Tray (Nickel) Medium N# 45 Local.....	No	22.41	-	16.67	17.00	-	14.89	16.94	19.83	-	-	-	-	18.69
Electric 'Mitad' Aluminium.....	No	-	-	-	-	-	-	-	-	-	-	-	-	-
Gas Stove (Kerosine) China.....	No	46.50	45.00	41.22	50.89	-	39.75	41.78	39.65	43.06	44.52	43.76	-	42.94
<b>PLASTIC WARE (LOCAL MADE)</b>														
Jerrycan (20 Litres).....	No	27.70	26.00	27.08	26.33	26.50	23.65	25.03	27.47	29.16	24.84	33.17	24.21	26.64
Bucket (20 Litres).....	No	18.37	17.29	16.21	17.30	17.53	15.86	16.10	17.03	16.64	17.44	17.87	18.31	17.19

Table 1 Part 3 :- (Cont'd) Quarterly Average Retail Price of Goods and Services in Rural Areas by Killil and Zone

April 2000 - June 2000  
Miazia 1992 - Sene 1992

## P R I C E I N B I R R

L I V E L I O L I W I D C O M M U N I C A T I O N		K I L L I L A N D Z O N E S												Oromiya Average
O R O M I Y A		Mirab Wellega	Misrak Wellega	Illu- babor	Jimma	Mirab Shewa	Semen Shewa	Misrak Shewa	Arssi	Mirab Harerge	Misrak Harerge	Bale	Borena	
ITEM	UNIT													
<b>GLASS WARE</b>														
Glass for Tea (Duralex).....	No	3.25	3.12	3.11	3.07	3.06	2.38	2.96	3.01	3.37	3.37	3.05	3.09	3.11
<b>OTHER HOUSEHOLD EQUIPMENT</b>														
Kerosine Lamp.....	No	22.73	17.75	20.03	16.56	19.95	18.80	19.71	23.50	23.54	25.30	23.21	25.17	21.53
'Kuraz' Small Local Kerosine Lamp.....	No	1.01	.95	.99	1.01	.98	.99	1.10	1.01	.96	.96	1.05	.99	1.03
Flash Light.....	No	6.91	6.43	6.00	6.08	5.90	5.78	6.36	6.54	6.68	6.34	7.17	6.76	6.34
Electric Bulb Philips(40/60 Watt).....	No	3.00	-	3.42	2.88	-	-	-	-	4.00	4.00	3.00	3.52	3.35
<b>HOUSEHOLD OPERATION</b>														
Hard Soap (Local).....	200gm	1.87	1.76	1.75	1.75	1.60	1.52	1.48	1.51	1.72	1.73	1.58	1.82	1.66
Hard Soap (Imported).....	200gm	2.46	2.56	2.31	2.50	2.63	2.58	2.44	2.51	2.27	2.37	2.50	2.68	2.50
Detergent (Omo).....	50gm	.92	1.25	1.34	1.42	1.39	1.35	1.13	1.43	1.23	1.06	1.54	1.24	1.32
Incense.....	Kg	6.83	6.50	-	9.84	6.34	6.40	6.00	11.43	-	-	-	7.75	7.51
Sandal Wood.....	No	.27	.26	.26	.24	.22	.27	.23	.25	.16	.19	.28	.37	.25
Toilet Paper (Mamko).....	Roll	3.06	3.19	3.02	3.00	3.05	3.00	3.03	3.01	3.02	3.15	3.05	3.14	3.07
<b>DRY CLEANING</b>														
Dry Cleaning (Suit Men).....	No	-	-	12.00	15.43	-	-	16.00	-	-	-	15.00	-	14.81
<b>DOMESTIC SERVICE</b>														
Maid Servant.....	Month	23.60	12.40	26.10	21.76	24.28	16.20	31.55	22.49	56.67	38.52	26.04	36.34	26.87
Unskilled Service (Daily Laborer)....	Day	4.97	4.93	7.26	6.67	6.51	6.51	6.55	6.31	9.51	7.02	6.59	8.89	6.70

Table 1 Part 3 :- (Cont'd) Quarterly Average Retail Price of Goods and Services in Rural Areas by Killil and Zone

April 2000 - June 2000  
Miazia 1992 - Sene 1992

P R I C E I N B I R R

K I L L I L A N D Z O N E S

O R O M I Y A

ITEM	UNIT	K I L L I L A N D Z O N E S												Oromiya Average
		Mirab Wellega	Misrak Wellega	Illu-babor	Jimma	Mirab Shewa	Semen Shewa	Misrak Shewa	Arssi	Mirab Harerge	Misrak Harerge	Bale	Borena	
<b>MEDICAL CARE</b>														
Ampicillin(250 mg) Local.....	56 Caps	19.77	22.40	18.71	17.42	17.95	21.60	21.61	23.76	21.62	16.01	18.19	20.51	19.71
Dichlorophine(500 mg) Local.....	6 Pills	1.68	1.50	1.69	1.64	2.08	1.51	1.52	1.56	1.79	1.63	1.60	1.75	1.67
Tetracycline(250mg) Local.....	56 Caps	10.32	9.51	9.72	8.53	10.48	8.56	10.28	10.98	9.81	7.75	10.37	10.57	9.88
Penicillin injection(4 Mu. Local). Bottle		5.29	4.35	4.73	4.21	4.05	3.90	4.00	4.24	4.68	4.08	4.41	4.47	4.40
Chloramphenicol(250mg) Local.....	56 Caps	16.04	15.24	13.08	13.53	16.17	11.75	15.50	15.45	20.19	13.51	16.18	19.23	15.85
Dipron(500mg) Local.....	20 Pills	3.59	2.79	2.48	2.36	3.51	2.34	2.44	2.84	2.49	2.02	2.67	2.71	2.75
Cough Syrup (Berantine) Local.....	125cc	9.69	8.79	8.34	7.20	8.47	8.28	8.16	9.37	9.10	7.52	10.00	9.70	8.78
Bactrim(480mg) Local.....	30 Pills	10.33	9.00	7.50	6.32	10.50	10.20	10.13	12.25	10.38	6.00	12.00	10.86	9.96
Vermox(100mg) Local.....	12 Pills	3.35	2.78	2.22	2.23	3.31	2.35	3.23	3.02	3.16	2.08	2.64	3.29	2.93
Mezel(250mg) Local.....	30 Caps	5.75	4.78	4.85	4.53	5.28	5.16	5.07	5.48	5.44	3.73	5.14	6.02	5.18
Asprin (300 mg) Local.....	20 Pills	2.86	2.57	2.14	1.74	2.21	2.04	2.04	2.34	2.49	1.38	2.35	2.60	2.29
<b>OTHER MEDICAL EXPENSES</b>														
Doctor's Fee (Government).....	per visit	-	-	1.38	.50	.64	.75	.90	.67	.75	.97	.73	1.17	.88
Doctor's Fee (Private).....	per visit	5.00	-	5.00	11.25	3.30	-	3.67	3.00	7.50	5.00	9.20	5.00	5.84
Injection (Service Charge).....	Once	.77	.50	1.10	.75	.91	1.00	.90	.63	1.00	.91	.57	1.20	.85
<b>TRANSPORT AND COMMUNICATION</b>														
<b>TRANSPORT</b>														
Benzene.....	Lt	4.66	3.50	3.15	3.07	-	-	2.95	-	2.95	2.78	3.42	3.57	3.38
Motor Oil (Mobil).....	Lt	19.50	19.00	16.00	17.55	-	-	19.66	-	18.28	-	16.40	16.00	18.00
Car Washing and Greasing.....	No	-	-	-	18.33	-	3.00	20.00	-	-	21.67	-	15.00	18.67
Animal Transport fare.....	Trip	13.05	14.22	18.69	14.42	13.78	11.89	-	9.15	11.33	14.64	11.89	25.00	12.59
Cart Fare.....	Trip	-	-	-	.50	5.20	-	.50	.50	-	-	.50	.68	1.08

Table 1 Part 3 :- (Cont'd) Quarterly Average Retail Price of Goods and Services in Rural Areas by Killil and Zone

													April 2000 - June 2000	
													Miazia 1992 - Sene 1992	
P R I C E I N B I R R														
K I L L I L A N D Z O N E S														
O R O M I Y A														
ITEM	UNIT												Oromiya Average	
		Mirab Wellega	Misrak Wellega	Illu- babor	Jimma	Mirab Shewa	Semen Shewa	Misrak Shewa	Arssi	Mirab Harerge	Misrak Harerge	Bale		Borena
<b>ENTERTAINMENT AND EDUCATION</b>														
<b>EQUIPMENT AND ACCESSORIES</b>														
T.V. Set Philips 21 inch(Colored)..... No	-	-	-	3433.33	-	-	-	-	-	-	-	-	-	3433.33
Cassette Recorded Original(Local Music)No	15.00	-	13.14	13.00	13.00	-	13.00	13.00	12.22	12.00	13.00	13.00	12.92	12.92
Radio Set Philips 3 Band..... No	160.00	-	-	167.78	-	-	190.50	140.00	181.94	175.00	-	170.76	173.06	173.06
No Tape Recorder National (2 Speaker).... No	-	-	-	-	-	-	-	-	-	-	-	-	-	-
Expense for Photograph(Passport size)4Pho	4.00	-	4.14	5.78	4.00	3.00	3.33	4.35	4.13	3.68	4.43	4.10	4.13	4.13
Newspaper (Addis Zemen)..... No	-	-	.50	.50	-	-	-	-	-	-	.50	1.00	.65	.65
<b>EDUCATION</b>														
Exercise Book (50 Leaves) Local..... No	2.09	2.03	1.98	1.84	1.97	1.83	1.81	1.90	2.00	1.99	2.04	2.12	1.97	1.97
Pencil (China)..... No	.28	.27	.29	.29	.26	.25	.26	.25	.26	.25	.27	.33	.27	.27
Ball Point-Bic England..... No	1.00	1.00	1.00	1.00	1.07	1.05	1.06	1.18	1.08	1.11	1.12	1.04	1.06	1.06
Day School Fee-Public(Grade 7 & 8)..Month	-	-	-	-	-	-	-	-	-	-	-	-	-	-
Day School Fee-Private(Grade 9-12)..Month	20.05	-	-	-	-	-	-	-	-	-	-	-	20.05	20.05
Night School Fee-Government(Gr.9-12)Month	-	-	18.80	18.50	-	-	14.50	-	16.83	14.00	14.86	16.00	16.72	16.72
<b>PERSONAL CARE AND EFFECTS</b>														
<b>PERSONAL CARE</b>														
Lux Toilet Soap..... 90gm	3.49	3.52	3.57	3.60	3.55	3.30	3.38	3.38	3.59	3.58	3.49	3.32	3.50	3.50
Blade-TOPAZ..... No	.27	.27	.31	.28	.27	.27	.27	.28	.25	.25	.29	.30	.28	.28
Hair Dressing (Traditional)..... No	1.88	.81	2.00	1.50	2.19	2.13	2.89	1.67	3.86	4.05	2.00	2.67	2.05	2.05
Hair Dressing (Modern)..... No	5.17	4.00	8.83	7.00	5.50	6.00	7.07	4.88	10.00	7.43	6.20	10.00	7.42	7.42
Barbery (Mens Hair Cut)..... No	2.26	1.29	3.06	3.00	2.24	1.78	2.60	1.80	3.15	2.69	2.23	2.65	2.36	2.36
Paraffin Hair Oil..... 330cc	13.20	-	8.96	8.28	8.04	7.71	7.71	8.02	8.23	8.04	8.33	8.69	8.23	8.23
Zenith Hair Oil..... 330cc	10.26	9.28	8.91	8.68	8.20	7.89	7.85	9.28	8.07	8.35	8.78	8.87	8.67	8.67

Table 1 Part 3 :- (Cont'd) Quarterly Average Retail Price of Goods and Services in Rural Areas by Killilil and Zone

		PRICE IN BIRR												
		KILLILIL AND ZONES												
		OROMIYA												
ITEM	UNIT	Mirab Wellega	Misrak Wellega	Illu-babor	Jimma	Mirab Shewa	Semen Shewa	Misrak Shewa	Arssi	Mirab Harerge	Misrak Harerge	Bale	Borena	Oromiya Average
<b>PERSONAL EFFECTS</b>														
Umbrella-Men Medium (Local).....	No	28.71	28.47	28.45	25.91	27.04	25.52	30.00	27.28	28.61	22.59	28.43	28.72	27.49
Umbrella-Women Medium (Imported).....	No	25.80	22.90	26.81	22.37	26.25	24.83	23.50	23.16	24.62	21.69	25.88	28.29	25.04
Hand Bag (Imported Synthetic).....	No	-	-	-	155.56	-	-	141.67	-	-	-	-	-	152.08
Belt (Local) Machine Made.....	No	11.07	10.03	14.17	4.17	9.47	12.33	12.81	9.94	11.62	11.26	11.41	11.05	10.90
Belt (Local) Hand Made.....	No	3.25	-	3.86	1.88	2.78	1.30	3.71	4.94	2.69	1.29	-	3.83	2.93
<b>JEWELLERY</b>														
Seiko-21 Jewels Automatic (Men).....	No	-	-	-	-	-	-	-	-	-	-	-	-	-
Seiko-21 Jewels Automatic (Women).....	No	-	-	-	-	-	-	-	-	-	-	-	-	-
Earrings (4gm 18 carat Local).....	Pair	-	-	-	326.67	-	-	-	-	-	-	-	-	-
Neck Laces (6gm 21 carat Imported).....	No	-	-	-	546.67	-	-	320.00	-	-	340.00	326.67	280.00	319.09
Rings (4gm 18 carat Local).....	No	-	-	-	326.67	-	-	510.00	-	-	480.00	-	528.46	-
								320.00	-	-	340.00	326.67	280.00	319.09
<b>LIVESTOCK AND DRAUGHT ANIMALS</b>														
<b>LIVESTOCK</b>														
Sheep (10-15Kg).....	No	60.61	63.04	63.69	62.63	64.20	76.76	73.33	64.72	74.70	70.51	58.50	66.23	66.44
Goat (10-15Kg).....	No	46.26	52.88	42.45	53.21	52.33	61.75	60.43	55.48	67.32	73.00	49.23	49.91	55.48
Heifer (2-4 Years).....	No	328.70	387.39	287.72	292.20	272.45	300.56	316.76	279.90	361.85	375.43	295.73	337.18	321.01
Cow (4 Years and Above).....	No	583.91	540.98	467.79	399.23	423.28	465.28	493.97	409.79	539.61	503.87	432.51	525.71	485.38
Bull (2-4 Years).....	No	393.33	437.50	348.48	363.58	443.38	378.33	390.68	325.73	487.31	532.95	309.60	376.48	396.20
Ox (4 Years and Above).....	No	673.19	715.20	631.06	678.95	804.72	694.44	834.02	725.21	938.17	1019.67	625.23	838.78	772.62
Hen (Indigenous).....	No	9.42	8.26	9.52	8.17	9.24	9.49	8.39	6.95	5.41	6.44	6.21	9.53	8.08
Cock (Indigenous).....	No	14.65	12.65	14.52	13.00	13.79	14.02	13.42	11.60	9.02	12.29	11.11	15.18	12.95

Table 1 Part 3 :- (Cont'd) Quarterly Average Retail Price of Goods and Services in Rural Areas by Killil and Zone

April 2000 - June 2000  
Miazia 1992 - Sene 1992

## P R I C E I N B I R R

## K I L L I L A N D Z O N E S

## O R O M I Y A

ITEM	UNIT	O R O M I Y A												Oromiya Average
		Mirab Wellega	Misrak Wellega	Illu- babor	Jimma	Mirab Shewa	Semen Shewa	Misrak Shewa	Arssi	Mirab Harerge	Misrak Harerge	Bale	Borena	
<b>DRAUGHT ANIMALS</b>														
Donkey.....	No	315.38	276.71	276.00	260.15	220.00	214.63	267.23	262.83	308.00	310.00	330.77	319.92	290.03
Horse.....	No	-	502.86	467.64	539.72	474.80	535.56	615.56	607.78	520.00	293.33	590.00	567.47	543.96
Mule.....	No	842.50	-	681.67	932.50	-	-	1053.64	1026.25	1385.00	830.00	915.63	915.30	902.26
<b>FARM EQUIPMENT (INDUSTRIAL PRODUCT)</b>														
Sickel.....	No	7.97	-	9.00	10.36	7.33	-	11.93	15.06	15.66	15.59	14.74	9.08	13.12
Pick Axe ('Doma').....	No	-	10.67	12.38	24.33	-	-	21.50	-	21.11	-	18.75	20.75	19.60
'Gejera'.....	No	-	-	23.71	24.73	-	-	15.61	24.50	20.00	-	19.65	16.86	20.69
<b>FARM EQUIPMENT (HAND MADE)</b>														
'Mofer'.....	No	5.00	12.00	7.00	4.42	10.72	10.33	15.97	8.43	-	-	15.06	10.83	12.10
'Kember'.....	No	3.00	-	2.00	4.58	7.44	8.00	11.15	7.05	-	-	10.51	6.45	8.73
'Digr'.....	No	1.92	-	2.40	3.38	1.79	1.00	4.80	2.36	-	-	1.70	2.38	2.59
Plough.....	No	13.41	14.15	10.31	7.65	11.77	17.04	11.48	11.14	17.72	20.74	20.00	21.52	14.76
Sickel.....	No	4.06	2.65	3.31	1.50	-	3.48	-	14.00	-	-	-	6.45	4.18
'Wegel'.....	No	5.74	6.22	4.45	3.22	4.11	4.83	3.78	3.69	5.00	3.64	4.59	5.30	4.61
<b>MISCELLANEOUS GOODS AND SERVICES</b>														
Coffine (Medium Quality).....	No	112.14	107.00	265.00	126.67	114.82	88.61	92.33	95.30	173.33	-	-	-	113.30

Table 4 Part 3 :- (Cont'd) Annual Average Retail Price of Goods and Services in Rural Areas by Killil and Zone

July 1999 - June 2000  
Hamle 1991 - Sene 1992

## P R I C E I N B I R R

## K I L L I L A N D Z O N E S

ITEM	UNIT	O R O M I Y A												Oromiya Average
		Mirab Wellega	Misrak Wellega	Illu- babor	Jimma	Mirab Shewa	Semen Shewa	Misrak Shewa	Arssi	Mirab Harerge	Misrak Harerge	Bale	Borena	

## CEREALS UNMILLED

'Teff' White .....	Kg	2.20	1.55	2.28	2.32	2.33	2.14	2.53	2.21	2.46	2.59	2.22	2.33	2.32
'Teff' Mixed.....	Kg	2.19	1.53	1.88	1.92	2.08	2.06	2.28	2.10	2.32	2.36	2.15	2.23	2.07
'Teff' Black (Red).....	Kg	2.12	1.45	1.87	1.84	1.88	1.96	2.07	1.98	2.14	2.22	2.09	1.89	1.93
Wheat White.....	Kg	2.02	1.93	2.40	1.95	1.99	2.03	1.98	1.81	2.04	2.02	1.59	1.84	1.92
Wheat Mixed.....	Kg	1.96	1.64	2.04	2.09	2.17	2.19	1.92	1.74	1.87	1.80	1.54	1.68	1.90
Wheat Black.....	Kg	2.11	1.50	2.08	1.88	2.41	2.28	2.76	1.72	1.88	1.93	1.48	1.74	1.97
Barley White.....	Kg	1.74	1.33	2.17	1.76	1.86	2.08	1.75	1.60	1.82	1.58	1.17	1.72	1.72
Barley Mixed.....	Kg	1.63	1.30	1.84	1.73	1.76	2.03	1.81	1.47	1.91	1.40	1.30	1.60	1.64
Barley Black.....	Kg	1.75	1.25	1.91	1.74	1.80	1.93	1.77	1.60	1.97	1.81	1.27	1.77	1.74
Barley for Beer.....	Kg	-	-	-	-	1.78	2.14	2.07	1.61	1.99	-	1.62	2.05	1.76
Maize.....	Kg	.86	.90	1.09	1.12	1.45	1.52	1.35	1.40	1.19	1.41	1.14	1.24	1.22
Durrah.....	Kg	.90	.97	1.20	1.25	1.82	1.66	1.70	1.55	1.48	1.25	1.41	1.10	1.42
Sorghum Yellow.....	Kg	.94	-	1.74	1.92	1.73	1.77	2.19	1.65	1.55	1.60	-	-	1.62
Sorghum White.....	Kg	.91	.99	1.59	1.39	1.71	1.73	1.85	1.63	1.64	1.76	1.32	1.78	1.43
Sorghum Red.....	Kg	.87	1.05	1.23	1.20	1.60	1.73	1.36	1.77	1.43	1.62	1.40	1.66	1.39
African Millet.....	Kg	1.06	1.18	1.57	1.57	-	-	2.20	-	1.91	-	-	-	1.38
Rice.....	Kg	6.00	-	5.10	5.03	-	5.05	4.76	5.05	4.81	4.72	5.35	5.13	4.97
Oats.....	Kg	-	1.08	3.75	2.07	2.16	2.05	2.33	2.08	2.50	2.10	1.08	-	1.71
Hulled Barley.....	Kg	-	-	3.78	2.96	2.50	2.94	-	2.00	-	1.61	-	-	2.42

## CEREALS MILLED

'Teff' White.....	Kg	-	-	-	-	2.43	-	-	-	3.45	3.50	3.85	2.85	3.43
'Teff' Mixed.....	Kg	-	-	-	-	-	-	-	-	2.82	3.08	2.98	3.51	3.36
'Teff' Black (Red).....	Kg	-	1.89	-	-	2.20	2.36	-	-	2.76	2.91	2.94	2.81	2.63
Wheat White.....	Kg	-	-	-	-	2.21	2.42	-	-	2.67	2.75	2.10	2.76	2.63
Wheat Mixed.....	Kg	-	-	-	-	-	2.46	-	-	2.70	2.49	2.05	2.79	2.52
Barley White.....	Kg	-	-	-	3.50	-	-	-	-	-	-	2.20	2.61	2.88
Barley Mixed.....	Kg	-	-	3.19	-	-	-	-	-	-	-	1.62	3.84	2.79

Table 4 Part 3 :- (Cont'd) Annual Average Retail Price of Goods and Services in Rural Areas by Killil and Zone

July 1999 - June 2000  
Hamle 1991 - Sene 1992

## P R I C E I N B I R R

ITEM	UNIT	K I L L I L A N D Z O N E S												Oromiya Average
		O R O M I Y A												
		Mirab Wellega	Misrak Wellega	Illu- babor	Jimma	Mirab Shewa	Semen Shewa	Misrak Shewa	Arssi	Mirab Harerge	Misrak Harerge	Bale	Borena	
Maize.....	Kg	1.48	1.48	1.57	1.53	1.74	2.15	2.02	1.73	2.14	1.99	1.75	1.90	1.77
Oats.....	Kg	5.00	-	5.00	4.09	5.75	-	4.59	5.00	4.75	-	4.00	-	4.54
Sorghum.....	Kg	1.03	1.51	-	-	3.33	2.37	-	-	2.21	2.13	-	-	2.03
Durrah.....	Kg	4.00	-	-	-	1.39	1.96	1.78	1.49	-	-	-	.99	1.74
'Furno Duket' Locally Processed..	Kg	4.07	4.09	4.13	3.79	-	3.72	3.36	3.48	3.59	3.85	3.72	4.09	3.82
<b>PULSES UNMILLED</b>														
Horse Beans.....	Kg	2.41	2.35	2.86	2.50	2.37	2.12	2.14	2.08	1.98	2.13	2.25	2.42	2.31
Peas White.....	Kg	2.41	2.20	3.00	2.63	2.43	2.13	2.65	2.23	2.31	1.92	2.66	2.45	2.52
Peas Black.....	Kg	3.01	2.56	3.00	2.64	2.25	2.33	2.42	1.94	2.23	2.06	-	2.46	2.33
Peas Mixed.....	Kg	2.68	2.71	3.00	2.57	2.33	2.20	2.61	2.18	2.25	2.39	2.70	2.51	2.56
Soya Beans.....	Kg	1.61	2.41	-	2.40	-	-	1.85	-	-	-	2.75	-	2.36
Chick Peas.....	Kg	2.33	2.86	2.77	2.89	2.09	2.24	2.25	2.61	2.46	2.86	2.64	2.99	2.54
Lentils.....	Kg	4.88	3.95	4.39	4.29	3.58	3.20	3.14	3.67	3.20	3.56	3.15	4.98	3.68
Haricot Beans.....	Kg	1.44	1.50	1.92	2.28	1.60	1.42	1.78	1.74	1.59	1.45	1.59	2.41	1.69
Lima Beans.....	Kg	1.97	1.82	1.90	1.59	2.33	1.34	1.67	-	1.76	1.84	2.10	2.69	1.96
Vetch.....	Kg	3.23	2.51	2.39	2.53	1.92	1.82	1.79	1.98	2.09	2.18	2.33	-	2.07
Fenugreek.....	Kg	5.74	4.96	4.89	4.41	3.76	3.59	4.41	3.90	3.64	3.45	3.58	5.77	4.24
<b>PULSES MILLED OR SPLIT</b>														
Horse Beans Milled.....	Kg	3.60	4.73	4.57	4.02	5.89	4.55	4.81	4.88	4.59	5.04	5.57	5.09	4.80
Peas Milled.....	Kg	5.50	5.61	5.22	4.53	4.61	5.72	4.44	5.55	4.38	5.76	5.10	5.29	5.27
Chick Peas Milled.....	Kg	5.00	-	5.01	-	-	-	5.77	-	5.56	-	4.21	3.33	5.18
Mixed Pulses Milled.....	Kg	4.52	4.56	4.27	3.70	5.20	4.44	5.39	5.05	4.50	5.78	5.02	5.33	4.81
Vetch Milled.....	Kg	4.30	5.51	4.68	3.77	5.05	4.40	4.58	4.56	5.39	-	4.88	6.39	4.74
Peas Split.....	Kg	5.85	5.72	5.15	4.80	5.45	5.15	4.83	5.00	4.89	5.07	4.92	4.99	5.12
Peas Split(Roasted).....	Kg	-	5.25	4.83	3.75	4.05	5.14	4.81	4.88	4.50	5.00	-	5.26	4.66
Horse Beans Split(Roasted).....	Kg	4.14	4.16	4.27	3.77	4.14	4.17	4.05	5.06	3.25	4.31	4.00	4.57	4.21
Lentils Split.....	Kg	6.00	5.78	5.90	5.68	5.73	5.80	5.70	5.70	5.49	6.04	5.80	5.80	5.77

Table 4 Part 3 :- (Cont'd) Annual Average Retail Price of Goods and Services in Rural Areas by Killil and Zone

July 1999 - June 2000  
Hamle 1991 - Sene 1992

P R I C E I N B I R R

K I L L I L A N D Z O N E S

ITEM	UNIT	O R O M I Y A												Oromiya Average
		Mirab Wellega	Misrak Wellega	Illu-babor	Jinma	Mirab Shewa	Semen Shewa	Misrak Shewa	Arssi	Mirab Harerge	Misrak Harerge	Bale	Borena	
Vetch Split(Roasted).....	Kg	-	-	-	3.96	3.15	3.01	3.37	-	-	-	6.50	-	3.36
Chick Peas Split(Roasted).....	Kg	-	-	-	2.99	-	-	3.05	4.75	-	-	-	-	3.89
Fenugreek Milled.....	Kg	9.67	-	7.81	7.09	8.31	-	9.15	9.20	7.15	7.35	11.06	10.48	8.33
<b>OIL SEEDS</b>														
Niger Seed.....	Kg	2.86	3.07	3.69	3.82	3.59	4.12	6.14	4.76	4.83	6.20	5.14	4.22	3.91
Linseed White.....	Kg	-	2.48	4.10	3.42	4.85	2.70	5.69	6.04	4.88	5.31	3.50	4.37	4.39
Linseed Black.....	Kg	3.84	3.57	4.08	4.06	2.51	3.28	5.27	3.54	4.70	4.83	3.73	5.08	4.17
Sesame Seed.....	Kg	3.82	4.17	4.96	5.42	6.77	5.02	5.79	5.24	3.66	3.95	-	-	4.50
Sunflower.....	Kg	6.41	2.08	3.46	3.28	2.87	2.86	3.70	3.90	3.08	3.63	4.43	3.70	3.55
Castor Beans.....	Kg	1.88	1.44	.42	-	1.24	3.18	2.60	2.04	2.72	1.85	2.98	2.88	2.29
Rape Seed.....	Kg	2.75	2.66	3.11	2.99	2.77	2.74	3.50	3.20	3.44	3.91	3.89	4.13	3.18
Ground Nut Shelled.....	Kg	-	-	6.00	7.92	2.08	-	5.39	6.78	6.17	4.97	4.75	5.31	5.73
<b>PREPARED CEREAL PRODUCTS</b>														
Spaghetti (Local) Without Egg....	Kg	5.25	6.86	5.73	6.28	6.05	6.20	5.32	5.36	5.63	6.23	5.78	6.98	5.86
Pastini.....	Kg	9.44	-	7.24	7.99	-	6.03	6.93	7.88	7.08	6.23	7.50	10.29	7.68
Macaroni (Local) Without Egg....	Kg	5.56	5.35	5.29	5.10	5.42	5.07	5.04	5.28	4.96	5.41	5.34	5.49	5.27
'Fafa' Flour.....	kg	-	-	9.59	7.66	7.23	9.40	8.00	8.42	-	1.58	7.73	8.63	8.49
'Dube' Flour.....	kg	4.00	4.00	6.66	4.68	3.52	4.65	4.67	5.06	5.17	-	4.51	4.37	4.78
<b>BREAD AND OTHER PREPARED FOODS</b>														
'Enjera' ('Teff' Mixed).....	325gm	.46	.60	.54	.43	.71	.96	.74	1.00	.81	.91	.56	.75	.72
'Dabo' (Traditional Ambasha)..	350gm	-	.70	.51	.70	.69	.75	.79	.64	.87	.75	.66	.69	.70
'Dabo' (Traditional Sheleto)..	350gm	-	.38	.45	.54	.66	.63	.73	.50	.70	.79	.75	.54	.65
Bread Wheat (Bakery).....	350gm	1.26	1.30	1.24	1.17	1.15	1.24	1.47	1.13	1.15	1.38	1.08	1.12	1.23

Table 4 Part 3 :- (Cont'd) Annual Average Retail Price of Goods and Services in Rural Areas by Killil and Zone

July 1999 - June 2000  
Hamle 1991 - Sene 1992

## P R I C E I N B I R R

ITEM	UNIT	K I L L I L A N D Z O N E S												Oromiya Average
		O R O M I Y A												
		Mirab Wellega	Misrak Wellega	Illu- babor	Jimma	Mirab Shewa	Semen Shewa	Misrak Shewa	Arssi	Mirab Harerge	Misrak Harerge	Bale	Borena	
<b>MEAT</b>														
Beef .....	Kg	7.57	6.40	9.74	9.46	11.08	11.13	12.59	10.44	11.34	11.34	10.81	9.68	10.43
<b>FISH AND FISH PRODUCTS</b>														
Fish Fresh.....	Kg	-	-	-	-	-	-	1.96	.91	-	-	-	-	1.64
Sardines (Imported).....	125gm	6.67	-	6.73	6.04	-	-	-	3.75	6.07	6.19	8.92	6.00	6.14
<b>DIARY PRODUCTS AND EGG</b>														
Cow Milk (Unpasteurized).....	Lt	2.60	1.87	2.74	2.24	3.16	1.90	2.87	2.95	2.55	2.40	2.42	2.33	2.54
Cow Milk (pasteurized).....	Lt	-	-	-	2.14	3.13	-	3.03	3.33	2.03	-	-	2.29	2.60
Camel Milk.....	Lt	-	-	-	-	-	-	-	-	1.71	1.37	1.98	1.61	1.75
Goat Milk.....	Lt	-	-	-	-	-	-	-	-	3.12	-	-	-	3.12
Powdered Milk (Edget).....	450gm	-	-	17.10	15.76	17.19	-	-	-	17.21	-	-	13.27	15.85
Yoghurt (Traditional).....	Lt	3.04	-	3.88	-	3.29	2.81	3.31	3.63	4.17	4.05	5.14	3.87	3.77
Cheese Cottage.....	Kg	-	1.16	3.30	3.09	4.09	4.12	6.85	2.20	-	-	2.08	-	3.76
Egg (Traditional).....	Dozen	4.20	3.40	3.97	3.92	3.45	3.37	3.78	3.12	3.45	3.84	3.06	4.20	3.64
<b>OILS AND FATS</b>														
Butter Unrefined.....	Kg	18.00	18.27	19.72	20.81	23.85	22.89	27.49	26.85	23.50	23.75	25.94	24.23	22.75
Cooking Oil (Imported).....	Lt	15.37	14.28	14.88	14.46	14.79	15.38	13.60	14.38	12.36	10.66	14.40	11.89	13.48
Cooking Oil (Local).....	Lt	15.15	16.12	14.55	14.89	15.35	15.57	13.66	15.38	14.04	13.19	15.42	13.88	14.76

Table 4 Part 3 :- (Cont'd) Annual Average Retail Price of Goods and Services in Rural Areas by Killil and Zone

July 1999 - June 2000  
Hamle 1991 - Sene 1992

## P R I C E I N B I R R

ITEM	UNIT	K I L L I L A N D Z O N E S												Oromiya Average
		O R O M I Y A												
		Mirab Wellega	Misrak Wellega	Illu- babor	Jimma	Mirab Shewa	Semen Shewa	Misrak Shewa	Arssi	Mirab Harerge	Misrak Harerge	Bale	Borena	
<b>VEGETABLES AND FRUITS</b>														
<b>VEGETABLES (FRESH)</b>														
Ethiopian Kale.....	Kg	.35	.28	.44	.50	.53	.71	.96	.53	.74	.66	.42	.77	.58
Cabbage.....	Kg	.92	.43	.82	.62	.84	1.06	.97	.56	1.15	1.13	.73	1.11	.84
Lettuce.....	Kg	-	-	.92	2.13	.25	.85	.89	-	3.77	1.10	.44	-	1.32
Spinach.....	Kg	-	-	.75	1.53	.43	.69	.87	.33	-	.74	.48	-	.78
Carrot.....	Kg	1.31	.75	1.51	1.39	1.49	1.54	1.87	1.25	1.89	1.16	1.03	1.89	1.40
Tomatoes.....	Kg	1.54	1.63	1.94	1.47	1.37	1.31	1.65	1.99	2.10	2.40	2.79	2.55	1.94
Onions.....	Kg	4.10	3.61	3.98	3.62	2.78	2.72	2.27	2.40	1.70	2.71	2.92	4.59	3.01
Garlics.....	Kg	7.06	5.51	7.31	6.37	4.84	4.10	5.21	3.97	5.96	6.29	4.33	7.05	5.61
Leaks.....	Kg	3.88	2.78	2.72	3.14	1.55	2.05	1.48	1.76	-	1.63	2.06	2.50	1.93
Pepper Green.....	Kg	1.83	2.08	1.89	1.68	3.15	2.77	3.13	2.92	3.56	3.82	2.46	2.13	2.66
Pumpkin.....	Kg	.43	.43	.44	.31	.49	.80	.84	.30	.58	.60	.47	.47	.47
Green Peas.....	Kg	-	-	-	4.10	-	-	.73	.78	-	-	-	-	2.22
Beet Root.....	Kg	1.27	1.19	1.17	.97	1.11	1.21	1.25	.81	1.18	1.26	.80	1.34	1.08
Cauliflower.....	Kg	-	-	.70	-	1.04	.28	-	.36	1.72	-	2.60	-	.80
<b>FRUITS FRESH</b>														
Banana.....	Kg	.63	.81	.77	.92	1.76	1.69	1.97	1.74	1.24	1.21	1.69	1.30	1.27
Orange.....	Kg	.61	1.51	1.01	.72	1.48	1.26	2.40	1.58	1.41	1.45	1.59	1.32	1.40
Lemon.....	Kg	.63	.94	1.07	.73	2.12	1.33	3.38	1.60	1.40	1.98	1.85	1.84	1.50
Mandarine.....	Kg	-	.97	-	1.35	1.11	1.39	2.50	2.15	2.21	2.29	2.17	-	1.94
Papaya.....	Kg	.83	1.19	.79	.67	-	.98	1.64	.83	.84	1.37	1.08	1.11	1.00
Grapes.....	Kg	-	-	-	-	-	-	-	.47	-	-	.78	-	.63
Avocado.....	Kg	1.96	4.00	-	2.98	-	-	2.01	-	-	1.56	2.25	2.15	2.18
Mango.....	Kg	.56	.74	1.41	1.37	3.62	1.53	3.34	2.17	2.09	1.89	3.66	1.56	1.54
Cactus.....	Kg	-	-	1.04	-	-	-	-	.44	.41	.77	.44	-	.48

Table 4 Part 3 :- (Cont'd) Annual Average Retail Price of Goods and Services in Rural Areas by Killil and Zone

July 1999 - June 2000  
Hamle 1991 - Sene 1992

## P R I C E I N B I R R

ITEM	UNIT	K I L L I L A N D Z O N E S												Gromiya Average
		O R O M I Y A												
		Mirab Wellega	Misrak Wellega	Illu-babor	Jimma	Mirab Shewa	Semen Shewa	Misrak Shewa	Arssi	Mirab Harerge	Misrak Harerge	Bale	Borena	
<b>SPICES</b>														
Pepper Whole.....	Kg	9.88	10.06	10.72	8.61	13.92	15.43	14.90	11.70	11.90	13.93	9.91	8.87	12.13
Black Pepper(Local).....	Kg	11.37	16.29	27.78	-	20.84	16.88	12.12	28.33	16.73	14.74	27.00	13.85	18.02
Long Pepper(Local).....	Kg	14.95	12.15	11.91	17.52	20.44	15.26	14.39	22.59	16.30	16.32	19.14	17.18	17.36
White Cumin(Bishop's Weed) Local.....	Kg	10.82	10.30	7.81	8.12	12.10	11.23	10.67	11.43	11.73	14.18	12.19	11.65	10.81
Black Cumin(Local).....	Kg	10.03	11.11	9.59	9.49	12.46	11.86	10.85	10.91	11.96	11.81	9.85	12.70	10.95
Ginger Dry(Local).....	Kg	.84	8.82	6.79	-	9.64	4.63	8.37	11.58	8.73	9.85	13.53	4.52	9.90
Ginger Wet(Local).....	Kg	.84	2.18	1.85	1.88	2.16	3.11	2.27	3.16	4.35	4.71	3.11	2.17	2.41
Cloves(Imported).....	Kg	62.57	68.75	54.75	54.62	66.92	57.18	64.58	58.93	58.39	50.00	80.38	59.81	62.86
Cinnamon(Imported).....	Kg	69.25	71.25	45.83	63.45	65.56	66.66	57.78	60.23	56.71	-	60.00	50.00	63.33
Cardamon(Local).....	Kg	17.05	18.89	13.98	15.64	21.78	19.84	19.24	21.94	19.72	19.13	21.09	16.25	19.00
Tumeric Flour(Local).....	Kg	6.53	7.96	5.34	5.25	8.00	8.22	7.62	8.18	6.64	7.69	10.15	7.32	7.44
Chillies Whole.....	Kg	6.39	8.13	11.92	11.29	14.99	10.76	15.42	18.34	10.72	12.84	16.46	14.05	13.11
Basil Dry.....	Kg	5.88	8.46	6.30	6.56	10.80	9.45	10.89	12.50	9.51	10.39	13.60	8.09	10.07
<b>POTATOES, OTHER TUBERS AND STEMS</b>														
Potato.....	Kg	1.41	1.26	1.78	1.39	1.31	1.43	1.23	1.12	1.48	1.27	1.01	1.27	1.30
Sweet Potato.....	Kg	.61	1.06	.96	.86	.97	1.27	.83	.97	.74	.85	1.03	.77	.85
'Kocho' (Unprocessed).....	Kg	.54	.70	.93	.23	.56	-	1.12	1.54	-	-	.33	.53	.66
'Bula'.....	Kg	-	-	2.17	1.99	1.28	-	3.17	2.13	-	-	1.89	1.71	2.22
<b>COFFEE, TEA, CHAT AND BUCK-THORN LEAVES</b>														
Tea Leaves(Local).....	100gm	2.10	2.00	2.08	1.99	2.01	1.98	1.99	2.11	1.96	2.00	2.04	2.00	2.03
Coffee Whole.....	Kg	4.14	5.16	4.69	4.67	13.03	13.06	11.20	7.44	6.16	8.80	6.18	4.46	5.49
Coffee Beans.....	Kg	7.89	10.59	10.08	10.23	12.44	12.48	11.41	11.44	15.29	16.60	11.99	10.53	12.03
Coffee Leaves.....	Kg	4.27	-	-	7.00	2.83	-	-	2.98	4.37	4.25	3.93	1.40	3.82
Buck Thorn Leaves.....	Kg	2.22	2.15	1.96	5.16	3.39	3.44	3.26	2.33	2.44	1.66	2.09	1.59	2.69
'Chat'.....	Kg	3.57	4.52	5.94	5.92	8.35	8.82	10.99	9.28	4.75	4.92	6.77	5.01	6.22

Table 4 Part 3 :- (Cont'd) Annual Average Retail Price of Goods and Services in Rural Areas by Killil and Zone

July 1999 - June 2000  
Hamle 1991 - Sene 1992

## P R I C E I N B I R R

ITEM	UNIT	K I L L I L A N D Z O N E S												Oromiya Average
		O R O M I Y A												
		Mirab Wellega	Misrak Wellega	Illu- babor	Jimma	Mirab Shewa	Semen Shewa	Misrak Shewa	Arssi	Mirab Harerge	Misrak Harerge	Bale	Borena	
Malt-Barley.....	Kg	2.25	-	3.15	2.74	2.86	-	3.82	3.00	-	-	3.57	3.35	3.08
Malt-Wheat.....	Kg	-	-	3.95	2.62	3.53	3.55	3.67	3.24	-	-	-	4.76	3.60
<b>OTHER FOOD ITEMS</b>														
Salt.....	Kg	2.05	1.75	1.87	1.65	1.43	1.42	1.61	1.45	1.33	1.47	1.68	2.34	1.67
Sugar.....	Kg	5.75	5.94	5.86	5.87	6.22	5.58	5.59	5.62	5.51	5.03	5.45	5.57	5.65
Honey.....	Kg	8.93	6.67	11.74	11.54	17.17	11.21	13.80	15.98	13.57	17.38	10.83	11.81	12.62
Canned Tomato (Local).....	410gm	7.83	-	7.73	7.33	6.43	7.20	7.59	7.19	6.91	6.58	7.56	8.19	7.30
<b>FOOD TAKEN AWAY FROM HOME</b>														
Cup of Tea.....	No	.24	.24	.28	.27	.28	.27	.30	.29	.27	.26	.31	.27	.27
Cup of Coffee.....	No	.39	-	.52	.57	.78	.77	.78	.77	.58	.52	.77	.53	.62
Cup of Milk.....	No	.77	-	.68	.69	.78	.79	.79	.88	.85	.76	.77	.80	.78
'Key Wot Yebere'.....	One Meal	4.38	3.32	3.78	4.21	3.34	3.73	3.73	3.77	3.50	3.60	3.57	4.29	3.78
'Key Wot Yebeg/Yefyel'..	One Meal	4.44	3.51	4.09	4.11	4.23	4.07	4.34	3.80	3.77	4.05	3.39	4.37	3.98
<b>COST OF MILLING</b>														
Cereals.....	100Kg	13.17	11.82	13.45	12.51	10.05	9.92	10.96	9.76	15.72	12.47	10.93	18.91	12.36
Pulses.....	100Kg	14.81	13.64	13.25	13.46	14.53	16.78	11.32	9.08	15.64	15.14	10.36	16.88	13.26
Pepper Whole.....	100Kg	100.00	50.00	52.08	125.83	98.69	66.50	78.76	91.00	62.68	118.27	62.18	45.00	76.89
<b>BEVERAGES - NON ALCOHOLIC</b>														
Ambo Mineral Water.....	500cc	2.65	2.23	2.00	2.06	1.62	1.64	1.75	1.92	2.00	1.57	2.25	2.26	2.02
Bure Mineral Water.....	500cc	2.38	1.99	2.00	2.02	1.54	1.50	1.51	1.87	-	-	2.50	2.00	1.84
Coca Cola/Fanta.....	300cc	2.51	2.04	2.10	1.96	1.84	1.82	1.82	1.92	1.98	1.74	2.11	2.22	1.99
Pepsi Cola/Mirinda.....	300cc	2.54	2.14	2.09	1.97	1.86	1.82	1.81	1.94	1.98	1.75	2.18	2.22	2.03

Table 4 Part 3 :- (Cont'd) Annual Average Retail Price of Goods and Services in Rural Areas by Killil and Zone

July 1999 - June 2000  
Hamle 1991 - Sene 1992

P R I C E I N B I R R

ITEM	UNIT	K I L L I L A N D Z O N E S												Oromiya Average
		O R O M I Y A												
		Mirab Wellega	Misrak Wellega	Illu- babor	Jimma	Mirab Shewa	Semen Shewa	Misrak Shewa	Arssi	Mirab Harerge	Misrak Harerge	Bale	Borena	
<b>BEVERAGES - ALCOHOLIC</b>														
Araki (Local).....	900cc	26.64	29.69	26.14	25.33	24.19	24.03	22.65	28.70	25.05	25.58	28.21	28.49	26.20
Cognac (Local).....	900cc	-	26.00	27.66	25.70	20.93	40.67	21.43	30.13	-	28.25	-	26.41	25.38
Brandy (Local).....	900cc	-	-	25.77	26.05	23.96	29.22	21.37	29.95	23.54	24.17	-	29.58	25.86
Gin (Local).....	900cc	25.53	24.72	26.63	26.28	23.08	26.42	23.59	26.77	27.27	26.29	28.14	28.70	26.15
Saris Wine (Normal).....	750cc	7.72	6.28	6.96	6.39	5.63	5.40	5.58	5.52	8.09	9.25	7.21	7.14	6.44
'Katikalla'.....	Lt	3.96	5.45	6.45	6.91	8.34	7.07	8.08	7.44	7.98	7.74	7.50	7.43	7.00
Beer (Bedele).....	330cc	3.33	3.00	2.62	2.90	3.22	3.11	3.01	3.00	3.50	-	3.09	3.37	3.09
Beer (Harar).....	330cc	-	-	-	-	3.09	3.38	3.00	3.00	3.01	2.92	3.26	3.42	3.10
Beer (Meta Abo).....	330cc	3.23	3.05	3.83	3.00	3.14	3.14	3.02	3.00	2.93	-	3.24	3.35	3.13
'Tella'.....	Lt	.69	.68	.84	.59	.66	.76	.70	.69	1.13	1.28	.87	.83	.81
'Tej' (Mead).....	Lt	2.28	1.69	1.95	1.67	2.25	2.16	1.84	1.85	2.51	1.94	1.80	1.54	1.91
<b>CIGARETTES AND TOBACCO</b>														
<b>CIGARETTES</b>														
Nyala.....	Packet	4.42	4.61	4.31	4.24	4.27	4.19	4.26	4.36	4.15	-	4.43	4.54	4.34
Gissila.....	Packet	1.61	1.71	1.33	1.25	1.64	1.61	1.62	1.53	1.13	-	1.49	1.97	1.50
Rothmans.....	Packet	9.65	9.78	9.14	9.38	8.03	8.13	8.13	7.68	6.44	5.82	8.56	9.74	8.30
<b>TOBACCO</b>														
'Gaya'.....	Kg	10.87	12.08	15.39	9.98	14.08	8.80	5.93	7.40	15.09	-	8.59	10.24	11.15

Table 4 Part 3 :- (Cont'd) Annual Average Retail Price of Goods and Services in Rural Areas by Killil and Zone

July 1999 - June 2000  
Hamle 1991 - Sene 1992

## P R I C E I N B I R R

ITEM	UNIT	K I L L I L A N D Z O N E S												Gromiya Average
		O R O M I Y A												
		Mirab Wellega	Misrak Wellega	Illu- babor	Jimma	Mirab Shewa	Semen Shewa	Misrak Shewa	Arssi	Mirab Harerge	Misrak Harerge	Bale	Borena	
<b>CLOTHING AND FOOT WEAR</b>														
<b>CLOTHING</b>														
Abujedid(Akaki/Bahir Dar)91cm. Meter		4.15	5.32	4.74	4.00	4.19	5.02	3.29	3.89	3.32	3.24	4.04	3.38	3.95
Abujedid(Komb./Arba Min.)150cm Meter		6.07	6.03	6.38	5.56	5.59	5.45	4.97	5.44	3.19	3.50	6.03	5.51	5.70
Khaki(S-10,000 Twil)110cm. Meter		-	7.00	8.17	-	9.75	-	-	10.33	10.98	6.28	-	7.29	7.89
Khaki(Akaki)91cm. Meter		-	7.00	5.81	-	-	-	-	-	5.00	6.23	-	5.88	6.05
Wool-England 100%. Meter		-	-	-	210.00	-	-	-	-	-	-	197.22	-	200.42
Tetron(Arba Minch). Meter		31.62	29.08	30.68	23.31	-	27.94	15.61	29.67	18.00	30.00	-	-	26.93
Poplin(Dire Dawa)105cm. Meter		7.64	7.22	9.09	6.26	7.35	6.04	5.60	6.61	5.33	5.41	6.43	5.07	6.42
Poplin(Komb./Arba Minch)150cm. Meter		12.05	9.50	12.00	11.11	10.61	6.00	11.18	10.81	5.17	-	11.69	9.86	11.23
Nylon(Mojo). Meter		10.23	9.96	10.23	10.05	9.79	9.47	9.51	9.82	14.55	-	10.25	9.13	10.01
Polyster(Arba Minch/Awasa). Meter		19.58	15.17	13.97	11.49	15.62	17.60	13.60	11.82	17.75	9.88	11.87	-	14.13
Jersi. Meter		13.75	13.19	21.08	13.88	13.45	12.06	14.96	11.83	13.18	12.98	15.74	-	13.74
Cotton. Kg		4.14	4.68	5.85	3.97	3.55	3.11	5.72	5.98	-	6.25	6.01	3.41	4.75
<b>COST OF TAILORING</b>														
Woolen Suit (Men). No		-	-	292.96	345.43	140.00	-	-	247.41	275.00	-	269.35	197.33	276.54
Khaki Suit (Men). No		35.44	18.75	31.58	35.55	27.11	27.23	34.51	48.11	74.17	28.14	53.90	38.65	36.57
Khaki Suit (Boys). No		24.84	10.00	19.63	22.53	15.07	17.64	24.43	26.21	45.00	17.90	26.18	24.37	22.18
<b>READY-MADE / FOR ADULTS</b>														
'Netela'. No		18.78	18.47	21.55	24.87	26.50	20.15	19.46	26.50	22.00	30.00	25.58	19.43	21.98
'Gabi'. No		46.45	39.72	52.75	53.52	58.31	54.20	59.92	58.89	57.44	65.50	59.61	61.61	55.84
Shirts Long Sleeved (Local). No		32.55	28.33	30.03	25.54	24.81	28.03	26.14	22.45	-	21.83	25.83	46.81	29.39
Shirts Short Sleeved (Local). No		30.00	20.00	34.50	36.33	-	26.00	37.00	25.00	27.33	-	-	46.30	39.37
Shirts Long Sleeved (Imported). No		59.53	43.78	68.98	59.69	44.84	56.26	56.87	52.23	39.17	28.70	58.23	63.07	52.82
Shirts Short Sleeved (Imported). No		67.00	-	56.05	62.08	-	49.30	60.95	47.11	54.61	28.67	55.50	63.91	56.57

Table 4 Part 3 :- (Cont'd) Annual Average Retail Price of Goods and Services in Rural Areas by Killilil and Zone

July 1999 - June 2000  
Hamle 1991 - Sene 1992

P R I C E I N B I R R

ITEM	UNIT	K I L L I L I L A N D Z O N E S													Oroniya Average
		O R O M I Y A													
		Mirab Wellega	Misrak Wellega	Illu- babor	Jimma	Mirab Shewa	Semen Shewa	Misrak Shewa	Arssi	Mirab Harerge	Misrak Harerge	Bale	Borena		
Socks (Cotton) Imported.....	Pair	9.21	8.42	9.87	8.68	7.44	8.73	8.54	7.77	6.34	5.12	9.54	11.47	8.29	
Sweater (Local) Men.....	No	29.40	35.36	38.78	34.60	23.67	42.07	29.00	34.37	-	31.67	35.60	43.25	35.52	
Sweater (Local) Women.....	No	25.00	39.00	70.00	95.00	30.00	26.50	65.00	37.73	-	-	-	-	47.46	
Shash (Imported).....	No	17.40	15.37	20.23	17.23	18.78	13.95	18.09	17.11	13.41	13.37	17.88	20.14	16.92	
Singlets (Local) White.....	No	10.84	10.56	10.90	10.25	12.07	11.25	10.17	10.81	9.74	8.44	13.02	10.58	10.67	
Jeans Trouser.....	No	93.20	72.76	93.40	75.68	76.75	84.49	82.38	74.65	65.59	59.47	93.00	93.41	80.98	
Woolen Suit.....	No	-	-	-	-	-	-	-	-	-	-	-	-	-	
'Kemisna Netela'.....	No	112.89	79.33	89.76	85.57	77.78	47.78	76.51	108.56	113.31	84.29	151.22	165.00	110.60	
Sweater-Men (Imported).....	No	-	-	105.31	126.29	-	-	117.05	107.37	152.50	-	145.56	-	121.38	
Sweater-Women (Imported).....	No	-	44.00	85.00	107.41	-	-	83.22	101.08	110.00	-	142.42	-	109.52	
Nylon Dress.....	No	-	-	35.00	26.11	28.56	41.83	28.25	55.00	-	-	-	-	31.32	
Tetron Trouser.....	No	-	-	56.06	-	32.73	27.00	-	37.67	19.83	26.19	43.76	36.29	35.88	
Leather Jacket.....	No	-	-	380.00	-	-	-	601.67	373.33	-	-	387.94	408.33	413.98	
Under Wear China.....	No	21.17	-	22.51	-	-	22.72	23.38	20.73	-	-	20.67	22.40	22.09	
<b>READY-MADE / FOR CHILDREN</b>															
Sweater (Local) for Boys.....	No	20.67	18.68	16.07	14.58	14.47	16.17	11.21	16.99	-	17.27	16.54	16.25	16.25	
Socks (Imported) Cotton.....	Pair	6.72	4.02	5.44	6.41	4.70	6.50	6.08	4.29	4.47	3.09	5.43	6.34	5.02	
Jeans Trouser.....	No	77.14	70.00	67.62	53.33	54.40	50.00	52.65	62.32	49.46	50.96	-	78.11	60.53	
Shirt Long Sleeved(Imported)Boys.	No	55.00	-	42.00	33.40	36.83	-	35.00	28.24	23.14	19.44	24.32	52.09	26.21	
Sweater (England) for Girls.....	No	-	-	-	-	-	-	-	-	-	-	-	-	-	
Short for Boys.....	No	5.04	4.37	8.37	4.70	5.23	5.89	7.55	-	10.03	8.55	3.42	9.15	6.46	

Table 4 Part 3 :- (Cont'd) Annual Average Retail Price of Goods and Services in Rural Areas by Killil and Zone

July 1999 - June 2000  
 Hamle 1991 - Sene 1992

P R I C E I N B I R R

ITEM	UNIT	K I L L I L A N D Z O N E S												Oromiya Average
		O R O M I Y A												
		Mirab Wellega	Misrak Wellega	Illu- babor	Jimma	Mirab Shewa	Semen Shewa	Misrak Shewa	Arssi	Mirab Harerge	Misrak Harerge	Bale	Borena	
<b>FOOTWEAR (MEN AND WOMEN)</b>														
Abessa Leather Shoes Men(Local)Pair	-	51.25	-	75.22	56.80	51.50	-	58.89	-	60.00	-	53.57	58.34	
Leather Shoes Men (Croft)..... Pair	-	-	-	151.00	-	-	-	200.00	-	-	-	-	163.25	
Walking Shoes(imp.) Non-Leather Pair	-	-	90.00	-	81.25	-	128.70	173.82	109.55	110.00	-	-	125.51	
Canvas Shoes (Local) Men..... Pair	23.38	22.12	22.90	21.71	20.93	20.91	20.18	21.26	21.52	21.60	22.16	22.28	21.74	
Canvas Shoes (China) Men..... Pair	22.98	22.50	23.10	22.82	24.82	23.59	20.45	24.36	24.08	21.60	23.01	21.87	22.84	
Plastic Shoes (Local) Women... Pair	11.62	10.83	10.57	9.86	11.04	11.36	9.06	9.99	10.36	9.97	11.06	10.52	10.52	
Slippers Sponge Adult (China).. Pair	10.69	10.07	9.67	9.74	9.25	10.75	8.24	9.51	9.42	8.88	9.55	9.89	9.39	
Boots for Men Plastic (Local).. Pair	43.51	45.00	46.87	44.02	42.68	43.65	40.80	47.13	43.29	40.77	45.19	46.82	45.20	

P R I C E I N B I R R

July 1999 - June 2000  
 Hamle 1991 - Sene 1992

Table 4 Part 3 :- (Cont'd) Annual Average Retail Price of Goods and Services in Rural Areas by Killil and Zone

July 1999 - June 2000  
Hamle 1991 - Sene 1992

## P R I C E I N B I R R

## K I L L I L A N D Z O N E S

## O R O M I Y A

ITEM	UNIT	O R O M I Y A												Oromiya Average
		Mirab Wellega	Misrak Wellega	Illu- babor	Jimma	Mirab Shewa	Semen Shewa	Misrak Shewa	Arssi	Mirab Harerge	Misrak Harerge	Bale	Borena	
<b>CONSTRUCTION MATERIALS, WATER, AND FUEL AND POWER</b>														
<b>CONSTRUCTION MATERIALS</b>														
Cement/Bag/(Local).....	50Kg	48.66	37.54	41.21	35.42	30.10	32.97	30.56	32.76	39.43	44.57	40.52	41.92	39.37
Lime.....	Kg	1.25	-	1.03	.90	.54	-	.68	.69	1.08	1.45	-	1.17	1.01
Nail (7cm - 12cm).....	Kg	8.52	9.40	9.36	8.62	9.88	8.76	7.73	9.17	9.57	9.77	8.54	9.20	9.06
Nail With Cape.....	Kg	12.33	11.66	11.80	10.63	11.20	10.15	10.37	11.38	11.19	12.16	11.74	12.72	11.53
Corrugated Iron Sheet (.2mm).....	No	40.00	42.00	38.48	38.00	36.00	29.94	35.26	28.67	32.06	30.81	31.28	32.12	33.90
Wood for House Construction('Atana')..	No	1.43	1.23	2.35	3.31	3.19	3.33	5.43	2.88	6.46	3.25	4.15	1.48	3.61
Wall Paints-Super (Fluid) Normal.....	4Kg	70.86	-	64.16	58.24	57.58	59.22	59.00	60.39	62.80	61.50	61.83	62.45	61.84
Wall Paints-Super (Fluid) Plastic.....	4Kg	104.93	-	92.57	88.75	86.33	-	89.52	101.76	94.06	90.11	91.64	93.24	92.99
Coarse Aggregate Gravel.....	Meter Cube	-	-	-	315.89	-	-	-	-	-	-	-	-	315.89
Hollow Concrete Block(20x20x40 cm Cube)No		2.25	-	4.00	-	-	-	1.43	-	-	1.96	2.98	-	2.03
Bricks (25cm x 12cm x 6cm).....	No	-	-	-	.28	-	-	-	-	-	-	1.48	-	.76
Floor Board 4m Length.....	No	-	-	21.76	-	-	-	-	31.33	-	-	-	19.33	26.82
Iron Pipe 6mt. (1/2 inch Wide) Local..	No	-	-	53.30	43.80	-	-	55.50	41.75	-	-	50.88	54.55	49.68
Chipwood (125cm x 250cm x 8mm).....	No	-	-	-	90.00	-	-	80.14	87.00	-	-	88.00	-	85.46
Sand.....	Meter Cube	-	-	61.67	144.42	-	-	-	-	-	-	-	-	99.86
Gutter N# 32.....	Meter	-	-	-	17.79	-	-	-	-	-	-	-	-	17.79
Window Glass (50cm x 50cm x 3mm).....	No	-	-	-	11.23	-	-	12.22	-	-	-	14.40	-	11.88
Water Tanker (1meter cube).....	No	-	-	-	-	-	-	600.00	-	-	-	-	-	600.00
Stone for House Construction..	Meter Cube	16.75	-	22.68	47.73	-	19.18	-	-	-	-	-	-	24.99
<b>WATER</b>														
Water.....	Meter Cube	13.68	13.22	8.89	9.09	6.56	3.75	6.74	5.56	11.58	8.21	7.10	13.99	8.93

Table 4 Part 3 :- (Cont'd) Annual Average Retail Price of Goods and Services in Rural Areas by Killil and Zone

July 1999 - June 2000  
Hamle 1991 - Sene 1992

P R I C E I N B I R R

K I L L I L A N D Z O N E S

ITEM	UNIT	O R O M I Y A												Dromiya Average
		Mirab Wellega	Misrak Wellega	Illu-babor	Jimma	Mirab Shewa	Semen Shewa	Misrak Shewa	Arssi	Mirab Harerge	Misrak Harerge	Bale	Borena	
<b>FUEL AND POWER</b>														
Fire Wood.....	Meter Cube	28.66	22.09	37.40	22.40	41.49	39.12	25.04	34.50	35.12	44.65	28.80	25.28	37.77
Charcoal.....	Kg	1.28	-	1.38	.97	.61	.78	1.09	.94	1.30	1.11	1.08	.72	1.01
Dung Cake.....	Kg	3.63	-	-	-	.22	.09	.29	.23	-	-	.32	-	.25
Kerosine.....	Lt	3.34	2.74	2.64	2.79	2.58	2.72	1.96	3.04	2.34	1.88	3.11	3.09	2.70
Diesel.....	Lt	3.84	3.14	3.44	3.15	2.61	3.26	2.07	3.26	1.85	2.28	3.43	3.63	3.13
Electric.....	K.Watt	-	-	.42	.58	.29	.27	.53	1.50	-	-	.27	.28	.87
Matches.....	Box	.27	.29	.29	.23	.22	.23	.22	.24	.25	.25	.25	.28	.25
Candles.....	No	1.00	1.00	1.00	1.00	1.01	.98	.92	.99	1.00	1.00	1.02	1.00	.99
Buthane Gas (Shell).....	12.5 Kg	-	-	-	-	-	-	-	-	-	-	-	-	-
Eveready Drycell.....	No	2.03	1.96	1.88	1.77	1.83	1.80	1.84	1.91	1.83	1.75	1.88	1.87	1.87
<b>FURNITURE, FURNISHING, HOUSEHOLD EQUIPMENT AND OPERATION</b>														
<b>CHAIRS, TABLES, ETC.</b>														
Table Wanza (Machine made) Varnished..	No	-	-	276.79	196.86	-	-	370.83	-	270.65	-	-	218.00	277.56
Table Wanza (Hand made) Not Varnished.	No	77.56	53.29	306.67	-	-	-	-	-	-	-	-	-	84.55
Chairs Wanza (Machine Made) Varnished..	No	-	-	51.47	48.18	-	-	54.17	-	77.81	-	-	34.56	56.85
Chairs Wanza (Hand Made) Varnished....	No	39.07	53.75	46.05	48.33	-	-	45.00	-	-	-	-	-	42.33
Cupboard Wanza (2 doors) Varnished....	No	-	-	928.00	796.29	-	-	993.89	-	1146.97	1000.00	-	-	965.48
Double Bed Wanza (120cm) Varnished....	No	-	-	453.72	336.84	480.00	-	426.38	-	638.44	800.00	-	302.86	458.20
Sofas (Complete).....	No	-	-	3500.00	2962.96	-	-	-	-	-	-	-	-	3000.00
Book Shelves Wanza (3 Shelves) no Door	No	157.14	140.00	327.97	281.39	-	-	-	-	288.88	-	-	200.00	283.61
<b>FURNISHINGS &amp; REPAIRS</b>														
Bed Sheet (Non-Patterned Bahir Dar)														
1.90m x 2.50m.....	Pair	49.53	43.12	48.63	47.18	44.96	-	43.64	46.15	49.89	47.15	47.03	55.93	48.59
Bed Sheet(Patterned Kombolcha)														
1.90m x 2.50m.....	Pair	47.81	-	92.67	70.33	-	-	74.35	-	-	37.50	45.50	-	64.43

Table 4 Part 3 :- (Cont'd) Annual Average Retail Price of Goods and Services in Rural Areas by Killil and Zone

July 1999 - June 2000  
Hamle 1991 - Sene 1992

## P R I C E I N B I R R

ITEM	UNIT	K I L L I L A N D Z O N E S												Oromiya Average
		O R O M I Y A												
		Mirab Wellega	Misrak Wellega	Illu- babor	Jimma	Mirab Shewa	Semen Shewa	Misrak Shewa	Arssi	Mirab Harerge	Misrak Harerge	Bale	Borena	
Bed Cover(Patterned Kombolcha).....	No	30.00	-	53.33	-	40.50	-	-	72.50	-	-	-	-	49.56
Blanket Woolen(Debre B.)160cm x 220cm.	No	83.55	90.89	81.96	79.56	82.23	83.11	84.78	82.20	80.89	83.23	100.79	95.98	84.67
Mattress-Sponge (A.A Foam) 120cm.....	No	307.30	310.00	310.22	294.31	-	251.67	296.96	275.89	290.17	279.42	291.61	320.00	294.03
Towel-Local (Kombolcha).....	No	19.70	-	-	10.59	12.60	-	15.67	17.00	12.00	-	13.00	10.29	13.74
<b>EARTHEN WARE</b>														
Water Pot.....	No	5.50	5.39	4.99	3.62	4.71	3.86	4.75	3.88	5.03	5.36	5.88	3.71	4.67
'Jebena' Medium Size.....	No	3.11	2.63	3.01	2.73	1.99	1.66	2.23	1.72	3.38	3.71	1.82	2.14	2.30
'Mitad' (Griddle of Clay).....	No	7.72	7.42	9.19	6.43	7.47	5.49	8.42	8.17	7.19	4.44	9.53	12.34	7.56
Local Stove '(Lakech).....	No	-	7.50	9.81	8.14	8.20	5.64	7.44	8.92	9.26	6.89	9.55	10.05	8.69
Cup for Coffee (China).....	No	1.10	1.02	1.07	1.03	1.09	1.03	.96	1.00	1.19	1.23	1.07	1.05	1.07
<b>STRAW, BAMBOO AND OTHERS</b>														
'Sefed'.....	No	4.29	4.12	5.44	5.49	7.06	4.97	6.13	5.18	7.84	7.73	8.50	5.14	6.07
Sack 100Kg Capacity.....	No	-	-	6.68	5.84	-	3.33	-	7.00	8.75	8.04	-	7.40	7.78
<b>METAL WARE</b>														
Cooking Pan Medium (Local).....	No	34.90	22.93	30.62	25.35	23.17	18.66	23.91	28.97	31.52	37.06	27.19	27.16	27.77
Tray (Nickel) Medium N# 45 Local.....	No	21.41	16.33	16.39	16.59	23.00	15.97	16.63	19.41	16.50	20.17	33.00	16.29	18.31
Electric 'Mitad' Aluminium.....	No	-	-	-	-	-	-	-	-	-	-	-	-	-
Gas Stove (Kerosine) China.....	No	45.21	45.00	41.04	43.54	34.17	38.62	38.67	39.60	40.87	42.03	41.13	39.17	40.88
<b>PLASTIC WARE (LOCAL MADE)</b>														
Jerrycan (20 Litres).....	No	26.55	26.00	26.55	26.00	25.59	23.48	25.37	25.74	25.20	23.75	27.81	24.36	25.33
Bucket (20 Litres).....	No	17.98	16.66	16.15	16.38	16.54	15.39	15.57	16.49	16.78	17.40	17.13	17.38	16.71

Table 4 Part 3 :- (Cont'd) Annual Average Retail Price of Goods and Services in Rural Areas by Killil and Zone

July 1999 - June 2000  
Hamle 1991 - Sene 1992

## P R I C E I N B I R R

ITEM	UNIT	K I L L I L A N D Z O N E S												Oromiya Average
		O R O M I Y A												
		Mirab Wellega	Misrak Wellega	Illu- babor	Jimma	Mirab Shewa	Semen Shewa	Misrak Shewa	Arssi	Mirab Harerge	Misrak Harerge	Bale	Borena	
<b>GLASS WARE</b>														
Glass for Tea (Duralex).....	No	3.19	3.18	3.16	3.05	3.02	2.80	2.99	3.01	3.19	3.28	3.17	3.16	3.13
<b>OTHER HOUSEHOLD EQUIPMENT</b>														
Kerosine Lamp.....	No	22.15	15.41	18.86	15.74	19.38	19.18	18.84	22.55	21.17	25.26	22.32	22.66	20.62
'Kuraz' Small Local Kerosine Lamp.....	No	1.04	.97	1.03	.99	.97	1.02	1.13	1.04	.98	.93	1.03	1.00	1.01
Flash Light.....	No	6.41	6.14	6.22	5.93	6.02	5.82	6.26	6.39	6.44	6.21	6.04	6.78	6.22
Electric Bulb Philips(40/60 Watt).....	No	3.00	6.00	3.33	2.96	3.00	3.67	3.28	3.00	3.56	3.43	3.00	3.57	3.31
<b>HOUSEHOLD OPERATION</b>														
Hard Soap (Local).....	200gm	1.80	1.67	1.72	1.82	1.66	1.50	1.57	1.58	1.67	1.71	1.57	1.85	1.67
Hard Soap (Imported).....	200gm	2.29	2.31	2.30	2.35	2.45	2.47	2.27	2.45	2.19	2.19	2.46	2.54	2.38
Detergent (Omo).....	50gm	1.13	1.23	1.39	1.42	1.55	1.40	1.10	1.40	1.21	1.09	1.52	1.24	1.33
Incense.....	Kg	6.67	6.82	6.82	9.88	11.76	10.14	6.00	12.26	12.50	9.44	6.25	8.08	8.32
Sandal Wood.....	No	.28	.26	.26	.24	.23	.25	.25	.24	.15	.18	.26	.39	.25
Toilet Paper (Mamko).....	Roll	3.13	3.04	3.09	3.04	3.02	3.01	3.03	3.00	3.03	3.20	3.07	3.12	3.08
<b>DRY CLEANING</b>														
Dry Cleaning (Suit Men).....	No	-	-	12.00	15.50	-	-	15.58	-	-	-	15.45	-	14.80
<b>DOMESTIC SERVICE</b>														
Maid Servant.....	Month	22.70	13.27	26.20	23.41	23.91	17.33	31.09	21.73	50.84	38.51	26.85	36.61	26.86
Unskilled Service (Daily Laborer)....	Day	4.89	4.82	7.36	6.52	6.62	6.54	6.51	6.35	8.48	6.95	6.49	8.57	6.61

Table 4 Part 3 :- (Cont'd) Annual Average Retail Price of Goods and Services in Rural Areas by Killil and Zone

July 1999 - June 2000  
Hamle 1991 - Sene 1992

## P R I C E I N B I R R

ITEM	UNIT	K I L L I L A N D Z O N E S												Oromiya Average
		O R O M I Y A												
		Mirab Wellega	Misrak Wellega	Illu- babor	Jimma	Mirab Shewa	Semen Shewa	Misrak Shewa	Arssi	Mirab Harerge	Misrak Harerge	Bale	Borena	
<b>MEDICAL CARE</b>														
Ampicillin(250 mg) Local.....	56 Caps	19.81	19.14	19.26	17.72	17.66	20.93	20.37	22.07	21.04	16.58	16.41	20.48	19.23
Dichlorophine(500 mg) Local.....	6 Pills	1.73	1.37	1.68	1.76	1.75	1.47	1.57	1.69	1.69	1.46	1.64	1.74	1.66
Tetracycline(250mg) Local.....	56 Caps	10.28	9.30	10.16	9.09	11.03	9.81	9.91	10.23	9.44	7.48	10.18	10.37	9.79
Penicillin Injection(4 Mu. Local). Bottle		5.31	4.38	4.58	4.51	4.11	3.86	3.96	4.43	4.63	4.01	4.14	4.69	4.42
Chloramphenicol(250mg) Local.....	56 Caps	16.20	14.53	13.89	13.62	16.05	11.39	14.83	14.33	19.56	12.47	16.58	19.39	15.72
Dipron(500mg) Local.....	20 Pills	3.46	2.74	2.45	2.49	3.23	2.63	2.55	2.65	2.50	2.00	2.46	3.10	2.72
Cough Syrup (Berantine) Local.....	125cc	9.95	8.92	8.28	7.36	8.37	7.86	8.13	8.97	9.17	7.08	9.00	9.88	8.62
Bactrim(480mg) Local.....	30 Pills	12.47	11.25	9.07	6.62	8.48	11.22	10.56	10.55	10.36	5.10	8.51	11.07	10.13
Vermox(100mg) Local.....	12 Pills	3.46	2.85	2.63	2.44	3.36	2.59	3.00	2.78	3.03	1.99	2.91	3.27	2.94
Mezel(250mg) Local.....	30 Caps	5.65	4.70	4.88	4.68	5.53	5.34	5.22	5.06	5.36	3.67	5.12	6.50	5.17
Asprin (300 mg) Local.....	20 Pills	2.80	2.39	1.99	1.76	2.32	2.13	2.05	2.37	2.54	1.46	2.08	2.68	2.25
<b>OTHER MEDICAL EXPENSES</b>														
Doctor's Fee (Government).....	per visit	.50	-	1.17	.50	.65	.76	1.06	.71	.73	.99	.65	1.12	.87
Doctor's Fee (Private).....	per visit	5.64	-	5.00	12.23	3.31	.75	3.75	4.13	7.04	4.58	9.22	5.00	5.81
Injection (Service Charge).....	Once	.78	.54	1.04	.70	.95	1.07	.90	.65	1.02	.88	.54	1.18	.84
<b>TRANSPORT AND COMMUNICATION</b>														
<b>TRANSPORT</b>														
Benzene.....	Lt	4.31	3.50	2.86	2.85	2.53	-	2.76	-	2.71	2.56	3.09	3.48	3.12
Motor Oil (Mobil).....	Lt	18.29	17.60	15.78	15.83	14.65	-	16.98	-	16.17	15.28	15.52	15.33	16.24
Car Washing and Greasing.....	No	-	-	40.00	17.59	-	3.00	20.28	-	-	21.77	-	15.00	19.35
Animal Transport fare.....	Trip	11.91	14.09	20.98	14.26	14.09	12.81	-	9.47	11.20	16.00	11.67	26.63	13.02
Cart Fare.....	Trip	-	-	-	.50	5.15	-	.50	.56	-	-	.50	.58	.95

Table 4 Part 3 :- (Cont'd) Annual Average Retail Price of Goods and Services in Rural Areas by Killilil and Zone

July 1999 - June 2000  
Hamle 1991 - Sene 1992

P R I C E I N B I R R

K I L L I L I L A N D Z O N E S

ITEM	UNIT	O R O M I Y A											Oromiya Average
		Mirab Wellega	Misrak Wellega	Illu-babor	Jimma	Mirab Shewa	Semen Shewa	Misrak Shewa	Arssi	Mirab Harerge	Misrak Harerge	Bale	

ENTERTAINMENT AND EDUCATION

EQUIPMENT AND ACCESSORIES

T.V. Set Philips 21 inch(Colored)..... No	-	-	-	3334.38	-	-	-	-	-	-	-	-	-	3334.38
Cassette Recorded Original(Local Music)No	14.43	14.00	13.04	13.00	13.00	12.00	13.00	13.00	12.30	12.33	13.01	13.10	13.00	13.00
Radio Set Philips 3 Band..... No	156.67	-	168.33	158.42	-	150.00	169.83	145.15	166.47	163.00	171.67	169.04	163.38	163.38
Tape Recorder National (2 Speaker).... No	-	-	-	-	-	-	-	-	-	-	-	-	-	-
Expense for Photograph(Passport size)4Pho	4.22	-	4.22	4.38	4.00	3.67	3.44	4.40	4.09	3.86	4.47	4.09	4.13	4.13
Newspaper (Addis Zemen)..... No	-	-	.50	.50	-	-	-	-	-	-	.50	1.07	.64	.64

EDUCATION

Exercise Book (50 Leaves) Local..... No	2.03	2.01	1.94	1.87	1.90	1.84	1.82	1.86	1.96	2.00	2.02	2.05	1.94	1.94
Pencil (China)..... No	.28	.28	.31	.29	.26	.25	.25	.25	.26	.27	.27	.33	.28	.28
Ball Point-Bic England..... No	1.00	1.00	1.01	1.00	1.02	1.01	1.01	1.06	1.02	1.03	1.04	1.01	1.02	1.02
Day School Fee-Public(Grade 7 & 8)..Month	10.53	-	-	-	-	-	-	-	12.00	-	-	-	11.02	11.02
Day School Fee-Private(Grade 9-12)..Month	20.05	-	-	-	-	-	-	-	16.00	-	-	-	19.60	19.60
Night School Fee-Government(Gr.9-12)Month	-	-	18.48	18.48	-	-	13.90	-	16.74	13.60	13.71	16.14	16.24	16.24

PERSONAL CARE AND EFFECTS

PERSONAL CARE

Lux Toilet Soap..... 90gm	3.49	3.56	3.49	3.47	3.42	3.27	3.55	3.39	3.59	3.59	3.45	3.31	3.49	3.49
Blade-TOPAZ..... No	.27	.28	.32	.28	.37	.27	.27	.27	.25	.25	.29	.30	.28	.28
Hair Dressing (Traditional)..... No	1.70	.85	2.44	1.57	2.01	2.23	2.92	1.85	2.85	4.62	2.00	3.07	2.14	2.14
Hair Dressing (Modern)..... No	4.93	4.00	8.57	7.00	5.67	6.00	7.16	6.45	9.92	7.21	5.91	9.77	7.66	7.66
Barbery (Mens Hair Cut)..... No	2.21	1.30	3.19	3.09	2.02	1.82	2.55	1.79	3.23	2.78	2.22	2.55	2.36	2.36
Paraffin Hair Oil..... 330cc	13.20	8.83	8.88	8.20	7.92	7.85	7.71	7.99	8.38	7.88	8.35	8.49	8.16	8.16
Zenith Hair Oil..... 330cc	9.98	9.02	9.03	8.47	8.10	8.22	7.84	8.94	8.19	8.32	8.67	8.63	8.55	8.55

Table 4 Part 3 :- (Cont'd) Annual Average Retail Price of Goods and Services in Rural Areas by Killilil and Zone

July 1999 - June 2000  
Hamle 1991 - Sene 1992

		P R I C E I N B I R R												
		K I L L I L I L				A N D Z O N E S								
		O R O M I Y A												
ITEM	UNIT	Mirab Wellega	Misrak Wellega	Illu-babor	Jinma	Mirab Shewa	Semen Shewa	Misrak Shewa	Arssi	Mirab Harerge	Misrak Harerge	Bale	Borena	Oromiya Average
<b>PERSONAL EFFECTS</b>														
Umbrella-Men Medium (Local).....	No	28.42	27.81	27.84	25.54	26.44	25.13	26.93	26.92	28.81	23.49	27.91	27.86	27.18
Umbrella-Women Medium (Imported).....	No	25.88	23.31	26.07	22.32	24.08	23.31	23.07	23.52	25.37	23.03	25.98	26.86	24.82
Hand Bag (Imported Synthetic).....	No	-	-	-	143.65	-	-	141.15	-	-	-	66.67	-	136.01
Belt (Local) Machine Made.....	No	10.65	9.86	13.59	11.56	9.15	12.87	12.33	9.32	12.84	10.18	11.30	11.22	10.90
Belt (Local) Hand Made.....	No	3.31	4.00	3.11	2.11	3.08	1.57	3.49	4.47	2.36	1.40	-	4.38	2.76
<b>JEWELLERY</b>														
Seiko-21 Jewels Automatic (Men).....	No	-	-	-	-	-	-	-	-	-	325.00	-	280.00	302.50
Seiko-21 Jewels Automatic (Women).....	No	-	-	-	350.00	-	-	-	-	-	-	-	-	350.00
Earrings (4gm 18 carat Local).....	Pair	-	-	320.00	325.71	-	-	307.14	210.00	-	322.50	291.82	278.75	305.84
Neck Laces (6gm 21 carat Imported).....	No	-	-	-	538.86	-	-	491.14	-	-	-	440.00	-	514.86
Rings (4gm 18 carat Local).....	No	-	-	240.00	326.86	-	-	311.67	213.33	-	322.50	291.82	278.89	304.61
<b>LIVESTOCK AND DRAUGHT ANIMALS</b>														
<b>LIVESTOCK</b>														
Sheep (10-15Kg).....	No	55.77	59.61	57.19	59.34	57.82	65.74	68.91	58.81	71.77	56.71	51.33	56.35	59.96
Goat (10-15Kg).....	No	45.23	46.95	41.57	48.40	47.03	56.42	57.27	50.19	63.97	56.19	44.49	45.47	50.38
Heifer (2-4 Years).....	No	287.37	349.84	254.53	277.04	275.31	290.51	326.59	247.67	323.58	327.16	282.72	310.42	296.87
Cow (4 Years and Above).....	No	497.48	529.34	420.27	369.31	399.45	423.58	458.21	372.84	483.29	451.96	379.81	484.03	440.18
Bull (2-4 Years).....	No	331.06	378.24	320.99	342.97	421.05	365.04	399.23	292.19	427.50	474.37	290.72	356.92	364.81
Ox (4 Years and Above).....	No	579.70	614.44	569.86	586.18	681.17	671.13	769.57	646.58	963.12	891.19	574.06	786.77	705.49
Hen (Indigenous).....	No	8.58	7.61	8.94	7.56	7.52	8.38	7.28	6.19	4.63	4.57	5.28	8.45	7.04
Cock (Indigenous).....	No	13.76	11.53	13.84	11.88	12.50	12.54	11.86	10.11	7.42	8.29	9.24	13.62	11.36

Table 4 Part 3 :- (Cont'd) Annual Average Retail Price of Goods and Services in Rural Areas by Killil and Zone

July 1999 - June 2000  
Hamle 1991 - Sene 1992

P R I C E I N B I R R

K I L L I L A N D Z O N E S

ITEM	UNIT	O R O M I Y A											Oromiya Average	
		Mirab Wellega	Misrak Wellega	Illu- babor	Jimma	Mirab Shewa	Semen Shewa	Misrak Shewa	Arssi	Mirab Harerge	Misrak Harerge	Bale		Borena
<b>DRAUGHT ANIMALS</b>														
Donkey.....	No	301.05	270.23	237.43	270.71	226.00	225.25	270.21	240.75	313.78	270.26	302.53	315.80	281.06
Horse.....	No	-	464.74	461.89	457.34	443.35	552.62	567.58	535.89	417.37	498.00	522.72	544.98	503.54
Mule.....	No	823.13	961.25	730.00	862.06	916.67	1250.00	1175.16	944.55	1111.18	950.00	928.28	930.88	913.40
<b>FARM EQUIPMENT (INDUSTRIAL PRODUCT)</b>														
Sickel.....	No	8.42	11.71	8.82	9.93	12.07	13.16	13.26	14.72	15.26	16.14	14.20	9.22	12.93
Pick Axe ('Doma').....	No	18.17	8.83	13.63	24.07	18.00	-	20.33	18.04	20.86	12.67	17.31	20.77	19.66
'Gejera'.....	No	-	-	24.20	24.90	-	-	15.58	24.89	20.61	-	20.08	16.61	21.22
<b>FARM EQUIPMENT (HAND MADE)</b>														
'Mofer'.....	No	4.30	12.00	7.00	3.80	10.43	10.60	14.80	7.54	-	-	13.53	11.95	11.51
'Kember'.....	No	2.75	7.67	2.00	4.39	7.50	6.87	10.26	6.73	-	-	9.05	6.53	8.12
'Digr'.....	No	1.75	-	2.57	3.75	1.69	.98	4.40	2.16	-	-	15.00	1.56	2.53
Plough.....	No	10.75	13.60	10.55	7.50	11.91	16.67	11.48	10.31	16.14	22.92	19.45	21.13	14.94
Sickel.....	No	4.03	3.13	3.42	2.18	3.83	3.85	4.72	10.13	10.00	-	10.64	5.71	4.22
'Wegel'.....	No	4.85	5.48	3.75	3.27	3.92	4.81	3.72	3.56	4.64	3.51	4.40	5.15	4.31
<b>MISCELLANEOUS GOODS AND SERVICES</b>														
Coffine (Medium Quality).....	No	119.55	113.25	236.05	128.14	107.70	105.75	90.96	92.50	171.10	-	-	-	116.14

Annual Report - 1988  
 1988 - 1989

# PART - IV

Table 1.1. (Continued) Summary of Financial Results by State

TABLE 1.1

STATE	NET REVENUE	OPERATING EXPENSES	OPERATING SURPLUS	STATE AID	TOTAL SURPLUS
-------	-------------	--------------------	-------------------	-----------	---------------

OPERATING SURPLUS

Alabama	1,234	1,100	134	0	134
Alaska	1,567	1,450	117	0	117
Arizona	2,345	2,100	245	0	245
Arkansas	1,890	1,750	140	0	140
California	3,456	3,200	256	0	256
Colorado	2,100	1,950	150	0	150
Connecticut	1,789	1,650	139	0	139
Delaware	1,234	1,100	134	0	134
District of Columbia	1,567	1,450	117	0	117
Florida	2,345	2,100	245	0	245
Georgia	1,890	1,750	140	0	140
Hawaii	1,234	1,100	134	0	134
Idaho	1,567	1,450	117	0	117
Illinois	2,345	2,100	245	0	245
Indiana	1,890	1,750	140	0	140
Iowa	1,234	1,100	134	0	134
Kansas	1,567	1,450	117	0	117
Kentucky	2,345	2,100	245	0	245
Louisiana	1,890	1,750	140	0	140
Maine	1,234	1,100	134	0	134
Maryland	1,567	1,450	117	0	117
Massachusetts	2,345	2,100	245	0	245
Michigan	1,890	1,750	140	0	140
Minnesota	1,234	1,100	134	0	134
Mississippi	1,567	1,450	117	0	117
Missouri	2,345	2,100	245	0	245
Montana	1,890	1,750	140	0	140
Nebraska	1,234	1,100	134	0	134
Nevada	1,567	1,450	117	0	117
New Hampshire	2,345	2,100	245	0	245
New Jersey	1,890	1,750	140	0	140
New Mexico	1,234	1,100	134	0	134
New York	1,567	1,450	117	0	117
North Carolina	2,345	2,100	245	0	245
North Dakota	1,890	1,750	140	0	140
Ohio	1,234	1,100	134	0	134
Oklahoma	1,567	1,450	117	0	117
Oregon	2,345	2,100	245	0	245
Pennsylvania	1,890	1,750	140	0	140
Rhode Island	1,234	1,100	134	0	134
South Carolina	1,567	1,450	117	0	117
South Dakota	2,345	2,100	245	0	245
Tennessee	1,890	1,750	140	0	140
Texas	1,234	1,100	134	0	134
Utah	1,567	1,450	117	0	117
Vermont	2,345	2,100	245	0	245
Virginia	1,890	1,750	140	0	140
Washington	1,234	1,100	134	0	134
West Virginia	1,567	1,450	117	0	117
Wisconsin	2,345	2,100	245	0	245
Wyoming	1,890	1,750	140	0	140

OPERATING EXPENSES

Alabama	1,100	1,000	100	0	100
Alaska	1,450	1,350	100	0	100
Arizona	2,100	1,950	150	0	150
Arkansas	1,750	1,650	100	0	100
California	3,200	3,050	150	0	150
Colorado	1,950	1,850	100	0	100
Connecticut	1,650	1,550	100	0	100
Delaware	1,100	1,000	100	0	100
District of Columbia	1,450	1,350	100	0	100
Florida	2,100	1,950	150	0	150
Georgia	1,750	1,650	100	0	100
Hawaii	1,100	1,000	100	0	100
Idaho	1,450	1,350	100	0	100
Illinois	2,100	1,950	150	0	150
Indiana	1,750	1,650	100	0	100
Iowa	1,100	1,000	100	0	100
Kansas	1,450	1,350	100	0	100
Kentucky	2,100	1,950	150	0	150
Louisiana	1,750	1,650	100	0	100
Maine	1,100	1,000	100	0	100
Maryland	1,450	1,350	100	0	100
Massachusetts	2,100	1,950	150	0	150
Michigan	1,750	1,650	100	0	100
Minnesota	1,100	1,000	100	0	100
Mississippi	1,450	1,350	100	0	100
Missouri	2,100	1,950	150	0	150
Montana	1,750	1,650	100	0	100
Nebraska	1,100	1,000	100	0	100
Nevada	1,450	1,350	100	0	100
New Hampshire	2,100	1,950	150	0	150
New Jersey	1,750	1,650	100	0	100
New Mexico	1,100	1,000	100	0	100
New York	1,450	1,350	100	0	100
North Carolina	2,100	1,950	150	0	150
North Dakota	1,750	1,650	100	0	100
Ohio	1,100	1,000	100	0	100
Oklahoma	1,450	1,350	100	0	100
Oregon	2,100	1,950	150	0	150
Pennsylvania	1,750	1,650	100	0	100
Rhode Island	1,100	1,000	100	0	100
South Carolina	1,450	1,350	100	0	100
South Dakota	2,100	1,950	150	0	150
Tennessee	1,750	1,650	100	0	100
Texas	1,100	1,000	100	0	100
Utah	1,450	1,350	100	0	100
Vermont	2,100	1,950	150	0	150
Virginia	1,750	1,650	100	0	100
Washington	1,100	1,000	100	0	100
West Virginia	1,450	1,350	100	0	100
Wisconsin	2,100	1,950	150	0	150
Wyoming	1,750	1,650	100	0	100



Table 1 Part 4 :- (Cont'd) Quarterly Average Retail Price of Goods and Services in Rural Areas by Killilil and Zone

April 2000 - June 2000  
Miazia 1992 - Sene 1992

## P R I C E I N B I R R

		K I L L I L I L A N D Z O N E S							
ITEM	UNIT	S O M A L I			Somali Average	B E N I S H A N G U L - G U M U Z			Benishangul -Gumuz Average
		Shinile	Jig Jiga	Liben		Metekel	Asosa	Kamashi	
<b>CEREALS UNMILLED</b>									
'Teff' White .....	Kg	2.94	3.50	-	3.13	1.46	2.17	-	1.74
'Teff' Mixed.....	Kg	2.54	3.20	-	2.82	1.36	1.92	1.85	1.68
'Teff' Black (Red).....	Kg	2.42	-	-	2.42	1.33	1.75	1.67	1.55
Wheat White.....	Kg	2.52	1.75	1.75	2.13	2.32	2.35	1.72	2.32
Wheat Mixed.....	Kg	-	1.57	1.99	1.88	2.45	1.82	1.75	2.03
Wheat Black.....	Kg	2.03	-	2.12	2.10	1.34	1.72	2.05	1.75
Barley White.....	Kg	2.54	1.01	1.30	1.79	-	2.74	-	2.74
Barley Mixed.....	Kg	2.50	1.41	1.46	1.53	1.45	2.17	1.52	1.62
Barley Black.....	Kg	-	-	-	-	-	2.82	-	2.82
Barley for Beer.....	Kg	-	-	-	-	-	-	-	-
Maize.....	Kg	1.48	1.51	2.30	2.03	.88	.89	.73	.83
Durrah.....	Kg	-	-	-	-	1.10	1.72	.75	1.05
Sorghum Yellow.....	Kg	2.00	-	-	2.00	.90	1.42	.77	1.03
Sorghum White.....	Kg	1.65	1.24	2.12	1.71	.91	.87	.72	.83
Sorghum Red.....	Kg	1.89	1.02	2.01	1.82	.94	.85	.64	.81
African Millet.....	Kg	-	-	-	-	.96	1.09	.96	1.00
Rice.....	Kg	4.61	3.61	5.74	5.04	-	5.32	5.29	5.31
Oats.....	Kg	-	-	-	-	2.27	-	5.19	3.17
Hulled Barley.....	Kg	-	-	-	-	1.83	-	-	1.83
<b>CEREALS MILLED</b>									
'Teff' White.....	Kg	3.70	-	-	3.70	-	-	-	-
'Teff' Mixed.....	Kg	3.53	-	3.84	3.76	-	-	-	-
'Teff' Black (Red).....	Kg	-	-	-	-	-	-	-	-
Wheat White.....	Kg	2.43	-	-	2.43	-	-	-	-
Wheat Mixed.....	Kg	-	2.44	2.92	2.87	-	-	-	-
Barley White.....	Kg	-	-	-	-	-	-	-	-
Barley Mixed.....	Kg	-	-	-	-	-	-	-	-

Table 1 Part 4 :- (Cont'd) Quarterly Average Retail Price of Goods and Services in Rural Areas by Killil and Zone

April 2000 - June 2000  
Miazia 1992 - Sene 1992

## P R I C E I N B I R R

ITEM	UNIT	K I L L I L A N D Z O N E S							
		S O M A L I			Somali Average	B E N I S H A N G U L - G U M U Z			Benishangul -Gumuz Average
		Shinile	Jig Jiga	Liben		Metekel	Asosa	Kamashi	
Maize.....	Kg	1.93	2.13	2.91	2.64	-	-	.96	.96
Oats.....	Kg	-	-	4.78	4.78	5.17	5.00	5.00	5.06
Sorghum.....	Kg	2.36	2.02	-	2.31	-	1.25	.87	.99
Durrah.....	Kg	-	-	-	-	-	-	-	-
'Furno Duket' Locally Processed..	Kg	3.96	3.17	4.99	4.62	-	4.10	3.86	4.03
<b>PULSES UNMILLED</b>									
Horse Beans.....	Kg	3.41	2.59	3.51	3.16	2.58	2.60	2.38	2.53
Peas White.....	Kg	-	-	3.06	3.06	2.98	-	-	2.98
Peas Black.....	Kg	-	-	-	-	2.65	-	-	2.65
Peas Mixed.....	Kg	2.87	2.56	3.50	2.83	2.94	2.89	3.01	2.95
Soya Beans.....	Kg	-	-	-	-	-	1.32	1.85	1.33
Chick Peas.....	Kg	3.40	2.71	3.74	3.26	2.30	3.00	3.13	2.74
Lentils.....	Kg	3.88	3.59	3.28	3.55	3.45	4.92	4.18	4.27
Haricot Beans.....	Kg	-	-	4.18	4.18	1.53	1.64	2.16	1.83
Lima Beans.....	Kg	1.65	3.27	4.29	3.35	1.58	4.55	2.26	2.33
Vetch.....	Kg	-	-	-	-	2.15	2.55	2.07	2.22
Fenugreek.....	Kg	5.97	5.07	5.44	5.55	5.60	5.86	6.85	6.00
<b>PULSES MILLED OR SPLIT</b>									
Horse Beans Milled.....	Kg	-	-	-	-	-	-	4.50	4.50
Peas Milled.....	Kg	7.85	5.56	-	6.38	4.80	6.00	6.00	4.95
Chick Peas Milled.....	Kg	-	-	-	-	-	-	-	-
Mixed Pulses Milled.....	Kg	5.55	-	6.03	5.77	4.86	6.19	5.33	5.41
Vetch Milled.....	Kg	-	-	-	-	-	-	-	-
Peas Split.....	Kg	5.01	5.40	4.14	4.42	4.57	5.44	6.16	5.82
Peas Split(Roasted).....	Kg	-	-	-	-	4.69	5.50	5.00	4.87
Horse Beans Split(Roasted).....	Kg	-	-	-	-	4.50	-	4.08	4.27
Lentils Split.....	Kg	6.07	6.04	7.08	6.57	5.80	5.84	5.98	5.89

Table 1 Part 4 :- (Cont'd) Quarterly Average Retail Price of Goods and Services in Rural Areas by Killil and Zone

		P R I C E I N B I R R							
		K I L L I L A N D Z O N E S							
ITEM	UNIT	S O M A L I			Somali Average	B E N I S H A N G U L - G U M U Z			Benishangul -Gumuz Average
		Shinile	Jig Jiga	Liben		Metekel	Asosa	Kamashi	
Vetch Split(Roasted)..... Kg									
		-	-	-	-	-	-	-	-
Chick Peas Split(Roasted)..... Kg									
		-	-	-	-	-	-	-	-
Fenugreek Milled..... Kg									
		9.04	11.49	10.76	10.46	-	10.24	12.00	10.42
O I L S E E D S									
Niger Seed..... Kg									
		-	-	-	-	3.12	3.64	2.76	3.24
Linseed White..... Kg									
		-	-	-	-	5.45	-	-	5.45
Linseed Black..... Kg									
		5.31	5.19	-	5.25	3.52	3.96	3.42	3.71
Sesame Seed..... Kg									
		4.37	-	-	4.37	4.09	4.10	3.59	3.90
Sunflower..... Kg									
		3.94	5.95	-	4.69	2.24	4.54	-	2.45
Castor Beans..... Kg									
		2.93	-	-	2.93	2.41	2.64	1.63	2.36
Rape Seed..... Kg									
		3.75	5.00	5.24	4.45	3.13	4.33	3.74	3.63
Ground Nut Shelled..... Kg									
		-	-	6.02	6.02	5.30	-	-	5.30
P R E P A R E D C E R E A L P R O D U C T S									
Spaghetti (Local) Without Egg.... Kg									
		6.20	-	8.78	7.69	6.98	5.53	5.88	6.15
Pastini..... Kg									
		-	-	-	-	-	10.00	-	10.00
Macaroni (Local) Without Egg.... Kg									
		5.81	5.20	6.39	6.13	5.33	5.46	5.81	5.53
'Fafa' Flour..... kg									
		-	-	3.51	3.51	-	-	5.00	5.00
'Dube' Flour..... kg									
		-	-	-	-	5.00	5.32	4.17	5.11
B R E A D A N D O T H E R P R E P A R E D F O O D S									
'Enjera' ('Teff' Mixed)..... 325gm									
		.70	1.00	1.43	1.16	1.11	-	-	1.11
'Dabo' (Traditional Ambasha).. 350gm									
		.60	1.05	1.22	1.10	.61	-	.68	.62
'Dabo' (Traditional Sheleto).. 350gm									
		.50	-	1.91	1.49	.79	.30	-	.55
Bread Wheat (Bakery)..... 350gm									
		1.49	1.28	1.62	1.54	1.50	1.17	1.32	1.32

Table 1 Part 4 :- (Cont'd) Quarterly Average Retail Price of Goods and Services in Rural Areas by Killil and Zone

April 2000 - June 2000  
Miazia 1992 - Sene 1992

		P R I C E I N B I R R							
		K I L L I L A N D Z O N E S							
ITEM	UNIT	S O M A L I			Somali Average	B E N I S H A N G U L - G U M U Z			Benishangul -Gumuz Average
		Shinile	Jig Jiga	Liben		Metekel	Asosa	Kamashi	
<b>MEAT</b>									
Beef .....	Kg	11.43	10.91	7.07	10.59	9.09	9.33	8.22	8.68
<b>FISH AND FISH PRODUCTS</b>									
Fish Fresh.....	Kg	-	-	-	-	-	-	-	-
Sardines (Imported).....	125gm	5.62	5.59	-	5.59	-	-	-	-
<b>DIARY PRODUCTS AND EGG</b>									
Cow Milk (Unpasteurized).....	Lt	2.88	3.64	2.40	2.72	-	2.74	2.94	2.85
Cow Milk (pasteurized).....	Lt	2.22	-	-	2.22	-	3.33	-	3.33
Camel Milk.....	Lt	2.42	3.23	1.73	2.13	-	-	-	-
Goat Milk.....	Lt	2.73	-	2.10	2.26	-	-	-	-
Powdered Milk (Edget).....	450gm	-	-	-	-	-	-	-	-
Yoghurt (Traditional).....	Lt	5.00	7.40	4.75	5.17	2.35	4.99	2.74	4.46
Cheese Cottage.....	Kg	-	-	-	-	-	-	1.50	1.50
Egg (Traditional).....	Dozen	5.05	6.45	4.78	5.08	3.41	4.03	3.93	3.75
<b>OILS AND FATS</b>									
Butter Unrefined.....	Kg	-	34.07	14.24	23.26	17.39	21.72	17.85	18.88
Cooking Oil (Imported).....	Lt	10.38	7.62	10.57	10.15	-	12.24	15.12	13.44
Cooking Oil (Local).....	Lt	9.24	-	-	9.24	15.97	13.93	16.16	15.26

Table 1 Part 4 :- (Cont'd) Quarterly Average Retail Price of Goods and Services in Rural Areas by Killil and Zone

April 2000 - June 2000  
Miazia 1992 - Sene 1992

PRICE IN BIRR

KILLIL AND ZONES									
ITEM	UNIT	SOMALI			Somali Average	BENISHANGUL-GUMUZ			Benishangul-Gumuz Average
		Shinile	Jig Jiga	Liben		Metekel	Asosa	Kamashi	
<b>VEGETABLES AND FRUITS</b>									
<b>VEGETABLES (FRESH)</b>									
Ethiopian Kale.....	Kg	1.20	1.83	-	1.51	.30	.70	.57	.58
Cabbage.....	Kg	1.69	1.85	-	1.78	-	-	-	-
Lettuce.....	Kg	-	2.19	-	2.19	-	-	-	-
Spinach.....	Kg	-	-	-	-	-	2.50	-	2.50
Carrot.....	Kg	-	1.89	-	1.89	-	1.25	-	1.25
Tomatoes.....	Kg	2.02	4.79	1.62	2.57	4.25	2.78	1.17	2.60
Onions.....	Kg	2.01	5.27	-	3.17	2.69	1.44	1.90	1.71
Garlics.....	Kg	7.23	6.23	7.51	7.02	5.46	4.97	3.84	3.70
Leaks.....	Kg	4.25	4.05	2.74	2.98	-	6.36	5.96	5.88
Pepper Green.....	Kg	6.02	5.98	5.13	5.74	2.84	3.67	2.50	3.38
Pumpkin.....	Kg	.73	-	-	.73	.29	2.22	3.18	2.70
Green Peas.....	Kg	-	-	-	-	-	.49	-	.47
Beet Root.....	Kg	1.80	2.52	2.93	2.10	-	-	-	-
Cauliflower.....	Kg	-	-	-	-	-	3.61	1.56	2.41
<b>FRUITS FRESH</b>									
Banana.....	Kg	1.61	2.40	1.39	1.57	.93	.84	.80	.86
Orange.....	Kg	1.61	-	-	1.61	2.54	1.00	.86	1.07
Lemon.....	Kg	2.96	7.15	6.90	5.33	.68	.91	.82	.80
Mandarine.....	Kg	-	-	-	-	-	-	-	-
Papaya.....	Kg	1.64	1.25	1.40	1.40	.74	.59	1.98	.70
Grapes.....	Kg	-	-	-	-	-	-	-	-
Avocado.....	Kg	-	-	-	-	4.82	4.88	-	4.85
Mango.....	Kg	2.07	4.73	2.38	2.51	3.42	.40	.81	.85
Cactus.....	Kg	-	.53	-	.53	-	-	-	-

Table 1 Part 4 :- (Cont'd) Quarterly Average Retail Price of Goods and Services in Rural Areas by Killil and Zone

April 2000 - June 2000  
Miazia 1992 - Sene 1992

		P R I C E I N B I R R							
		K I L L I L A N D Z O N E S							
ITEM	UNIT	S O M A L I			Somali Average	B E N I S H A N G U L - G U M U Z			Benishangul - Gumuz Average
		Shinile	Jig Jiga	Liben		Metekel	Asosa	Kamashi	
<b>SPICES</b>									
Pepper Whole.....	Kg	-	-	-	-	10.09	8.10	9.55	9.30
Black Pepper(Local).....	Kg	-	-	-	-	7.93	-	-	7.93
Long Pepper(Local).....	Kg	11.83	30.00	27.72	22.49	10.89	30.36	18.53	13.96
White Cumin(Bishop's Weed) Local.....	Kg	15.00	-	8.52	10.14	8.49	12.36	11.00	10.42
Black Cumin(Local).....	Kg	19.79	8.05	9.78	10.51	8.66	12.36	11.96	11.11
Ginger Dry(Local).....	Kg	15.21	8.57	5.45	9.53	-	-	-	-
Ginger Wet(Local).....	Kg	-	-	4.36	4.36	2.41	2.17	2.55	2.39
Cloves(Imported).....	Kg	-	-	-	-	-	-	80.00	80.00
Cinnamon(Imported).....	Kg	-	-	-	-	-	-	100.00	90.47
Cardamon(Local).....	Kg	-	-	21.00	21.00	-	88.89	21.26	21.47
Tumeric Flour(Local).....	Kg	10.83	9.43	7.64	8.44	18.03	27.67	9.55	9.39
Chillies Whole.....	Kg	-	-	-	-	9.62	8.86	12.41	11.85
Basil Dry.....	Kg	-	-	8.25	8.25	13.07	10.67	10.00	9.46
						6.44	16.18		
<b>POTATOES, OTHER TUBERS AND STEMS</b>									
Potato.....	Kg	1.81	2.86	3.38	2.77	1.09	1.64	1.58	1.41
Sweet Potato.....	Kg	.84	1.31	1.48	1.25	-	.86	-	.86
'Kocho' (Unprocessed).....	Kg	-	-	-	-	-	-	-	-
'Bula'.....	Kg	-	-	-	-	-	-	-	-
<b>COFFEE, TEA, CHAT AND BUCK-THORN LEAVES</b>									
Tea Leaves(Local).....	100gm	1.97	2.50	2.12	2.10	2.15	2.32	2.32	2.25
Coffee Whole.....	Kg	-	-	13.69	13.69	2.14	3.59	4.95	4.54
Coffee Beans.....	Kg	19.49	12.92	16.85	17.16	12.21	8.28	10.27	10.48
Coffee Leaves.....	Kg	5.34	-	-	5.34	-	-	-	-
Buck Thorn Leaves.....	Kg	-	-	-	-	3.57	2.36	2.35	2.71
'Chat'.....	Kg	7.24	10.03	15.02	12.01	-	3.56	6.27	4.60

Table 1 Part 4 :- (Cont'd) Quarterly Average Retail Price of Goods and Services in Rural Areas by Killil and Zone

April 2000 - June 2000  
Miazia 1992 - Sene 1992

## P R I C E I N B I R R

## K I L L I L A N D Z O N E S

ITEM	UNIT	S O M A L I			Somali Average	BENISHANGUL-GUMUZ			Benishangul -Gumuz Average
		Shinile	Jig Jiga	Liben		Metekel	Asosa	Kamashi	
Malt-Barley.....	Kg	-	-	-	-	2.57	-	4.05	3.46
Malt-Wheat.....	Kg	-	-	-	-	-	-	-	-
<b>OTHER FOOD ITEMS</b>									
Salt.....	Kg	1.76	1.72	1.08	1.38	2.26	2.02	1.99	2.10
Sugar.....	Kg	5.10	3.56	5.04	4.82	6.60	6.29	6.18	6.38
Honey.....	Kg	27.27	-	-	27.27	5.82	7.30	6.20	6.57
Canned Tomato (Local).....	410gm	7.32	-	7.00	7.12	-	7.68	-	7.68
<b>FOOD TAKEN AWAY FROM HOME</b>									
Cup of Tea.....	No	.25	.46	.52	.47	.24	.33	.25	.26
Cup of Coffee.....	No	.25	.50	.50	.46	-	.51	.50	.51
Cup of Milk.....	No	.83	-	.58	.59	-	.90	1.00	.93
'Key Wot Yebere'.....	One Meal	-	3.33	-	3.33	3.23	4.84	3.43	3.77
'Key Wot Yebeg/Yefyel'.....	One Meal	3.46	4.63	4.88	4.55	3.35	5.00	3.64	3.92
<b>COST OF MILLING</b>									
Cereals.....	100Kg	12.92	27.14	13.29	16.61	15.00	13.71	15.67	14.87
Pulses.....	100Kg	-	23.00	-	23.00	17.75	19.06	12.67	17.24
Pepper Whole.....	100Kg	-	-	-	-	55.00	93.08	-	85.94
<b>BEVERAGES - NON ALCOHOLIC</b>									
Ambo Mineral Water.....	500cc	-	-	3.57	3.57	-	2.67	2.28	2.48
Bure Mineral Water.....	500cc	-	-	-	-	2.13	2.50	1.50	2.05
Coca Cola/Fanta.....	300cc	1.80	2.00	3.89	2.24	2.50	2.83	2.50	2.62
Pepsi Cola/Mirinda.....	300cc	1.68	2.00	3.55	3.04	2.55	2.86	2.51	2.61

Table 1 Part 4 :- (Cont'd) Quarterly Average Retail Price of Goods and Services in Rural Areas by Killilil and Zone

April 2000 - June 2000  
Miazia 1992 - Sene 1992

		P R I C E I N B I R R							
		K I L L I L I L A N D Z O N E S							
ITEM	UNIT	S O M A L I			Somali Average	B E N I S H A N G U L - G U M U Z			Benishangul -Gumuz Average
		Shinile	Jig Jiga	Liben		Metekel	Asosa	Kamashi	

BEVERAGES - ALCOHOLIC

Araki (Local).....	900cc	-	-	40.00	40.00	28.47	30.22	30.00	29.51
Cognac (Local).....	900cc	-	-	-	-	-	-	-	-
Brandy (Local).....	900cc	-	-	-	-	-	-	27.00	27.00
Gin (Local).....	900cc	-	22.00	43.11	42.00	29.50	30.13	27.28	28.94
Saris Wine (Normal).....	750cc	-	-	-	-	-	-	6.18	6.18
'Katikalla'.....	Lt	8.25	8.11	13.62	10.69	5.74	4.83	4.67	5.10
Beer (Bedele).....	330cc	-	-	4.50	4.50	4.23	3.39	3.25	3.45
Beer (Harar).....	330cc	3.00	3.00	4.61	3.88	-	-	-	-
Beer (Meta Abo).....	330cc	-	-	-	-	4.21	-	-	4.21
'Tella'.....	Lt	1.08	1.43	1.32	1.28	.44	.93	.80	.65
'Tej' (Mead).....	Lt	-	1.51	2.16	2.10	1.73	2.72	2.31	2.15

CIGARETTES AND TOBACCO

CIGARETTES

Nyala.....	Packet	-	-	5.06	5.06	5.23	4.94	4.90	5.02
Gissila.....	Packet	-	-	-	-	2.00	-	1.00	1.30
Rothmans.....	Packet	-	-	10.00	10.00	9.65	9.15	10.00	9.52

TOBACCO

'Gaya'.....	Kg	-	10.83	57.50	29.50	8.01	19.53	10.20	12.32
-------------	----	---	-------	-------	-------	------	-------	-------	-------

Table 1 Part 4 :- (Cont'd) Quarterly Average Retail Price of Goods and Services in Rural Areas by Killil and Zone

April 2000 - June 2000  
Miazia 1992 - Sene 1992

P R I C E   I N   B I R R

K I L L I L   A N D   Z O N E S

ITEM	UNIT	S O M A L I			Somali Average	BENISHANGUL-GUMUZ			Benishangul -Gumuz Average
		Shinile	Jig Jiga	Liben		Metekel	Asosa	Kamashi	
<b>CLOTHING AND FOOT WEAR</b>									
<b>CLOTHING</b>									
Abujedid(Akaki/Bahir Dar)91cm. Meter		3.33	-	4.63	4.28	5.45	3.57	4.50	4.24
Abujedid(Komb./Arba Min.)150cm Meter		-	-	-	-	5.63	6.06	5.55	5.81
Khaki(S-10,000 Twil)110cm..... Meter		-	-	-	-	-	-	-	-
Khaki(Akaki)91cm..... Meter		-	-	-	-	-	-	-	-
Wool-England 100%..... Meter		-	-	-	-	-	-	-	-
Tetron(Arba Minch)..... Meter		-	-	-	-	28.00	-	31.25	28.87
Poplin(Dire Dawa)105cm..... Meter		5.70	-	-	5.70	6.00	7.56	-	7.47
Poplin(Komb./Arba Minch)150cm. Meter		-	-	-	-	-	12.30	-	12.30
Nylon(Mojo)..... Meter		-	-	-	-	-	12.83	10.00	11.13
Polyster(Arba Minch/Awasa).... Meter		-	-	-	-	-	27.17	13.00	23.63
Jersi..... Meter		-	-	-	-	14.00	-	13.17	13.25
Cotton..... Kg		-	-	-	-	3.55	3.79	3.00	3.36
<b>COST OF TAILORING</b>									
Woolen Suit (Men)..... No		-	-	-	-	-	244.44	-	244.44
Khaki Suit (Men)..... No		-	30.00	-	30.00	39.33	34.33	22.50	33.90
Khaki Suit (Boys)..... No		-	30.00	-	30.00	25.00	26.20	15.00	25.42
<b>READY-MADE / FOR ADULTS</b>									
'Netela'..... No		-	-	-	-	17.63	20.20	19.96	18.84
'Gabi'..... No		-	-	-	-	38.33	61.25	49.57	43.87
Shirts Long Sleeved (Local)..... No		23.00	-	-	23.00	29.00	40.63	-	33.65
Shirts Short Sleeved (Local)..... No		-	-	-	-	27.67	45.00	-	36.33
Shirts Long Sleeved (Imported)... No		-	37.33	38.44	38.17	64.67	59.28	54.91	58.83
Shirts Short Sleeved (Imported).. No		-	-	-	-	-	61.67	-	61.67

Table 1 Part 4 :- (Cont'd) Quarterly Average Retail Price of Goods and Services in Rural Areas by Killil and Zone

April 2000 - June 2000  
Miazia 1992 - Sene 1992

		P R I C E I N B I R R							
		K I L L I L A N D Z O N E S							
ITEM	UNIT	S O M A L I			Somali Average	B E N I S H A N G U L - G U M U Z			Benishangul -Gumuz Average
		Shinile	Jig Jiga	Liben		Metekel	Asosa	Kamashi	
Socks (Cotton) Imported.....	Pair	4.23	6.13	9.11	7.51	6.56	10.06	9.64	8.75
Sweater (Local) Men.....	No	-	-	-	-	-	44.20	31.00	39.25
Sweater (Local) Women.....	No	-	-	-	-	-	26.00	-	26.00
Shash (Imported).....	No	17.00	13.82	9.58	11.96	13.01	15.61	21.39	16.64
Singlets (Local) White.....	No	-	-	-	-	11.00	13.11	11.50	11.84
Jeans Trouser.....	No	52.83	65.38	95.17	77.84	90.56	82.22	96.42	89.72
Woolen Suit.....	No	-	-	-	-	-	-	-	-
'Kemisa Netela'.....	No	-	-	-	-	75.00	102.14	110.00	93.57
Sweater-Men (Imported).....	No	-	-	-	-	-	85.00	-	85.00
Sweater-Women (Imported).....	No	-	-	-	-	-	83.33	-	83.33
Nylon Dress.....	No	-	-	-	-	-	-	-	-
Tetron Trouser.....	No	-	-	-	-	50.00	-	-	50.00
Leather Jacket.....	No	-	-	-	-	-	-	-	-
Under Wear China.....	No	-	-	25.83	25.83	-	20.00	22.00	20.50
<b>READY-MADE / FOR CHILDREN</b>									
Sweater (Local) for Boys.....	No	-	-	-	-	-	13.83	-	13.83
Socks (Imported) Cotton.....	Pair	-	5.10	5.75	5.39	4.47	5.03	-	4.76
Jeans Trouser.....	No	-	47.50	-	47.50	-	-	-	-
Shirt Long Sleeved(Imported)Boys.	No	15.50	30.93	29.86	29.33	-	-	-	-
Sweater (England) for Girls.....	No	-	-	-	-	-	-	-	-
Short for Boys.....	No	-	-	-	-	6.17	7.11	5.64	6.09

Table 1 Part 4 :- (Cont'd) Quarterly Average Retail Price of Goods and Services in Rural Areas by Killilil and Zone

Item	Unit	1999	2000	2001	2002	1999	2000	2001	2002
------	------	------	------	------	------	------	------	------	------

Table 1 Part 4 :- (Cont'd) Quarterly Average Retail Price of Goods and Services in Rural Areas by Killilil and Zone

April 2000 - June 2000  
Miazia 1992 - Sene 1992

## P R I C E I N B I R R

ITEM	UNIT	K I L L I L I A N D Z O N E S							
		S O M A L I			Somali Average	BENISHANGUL-GUMUZ			Benishangul -Gumuz Average
		Shinile	Jig Jiga	Liben		Metekel	Asosa	Kamashi	

## FOOTWEAR (MEN AND WOMEN)

Ansessa Leather Shoes Men(Local)Pair		-	-	-	-	75.00	-	-	75.00
Leather Shoes Men (Croft)..... Pair		-	-	-	-	-	-	-	-
Walking Shoes(imp.) Non-Leather Pair		-	-	-	-	-	-	-	-
Canvas Shoes (Local) Men..... Pair		-	-	-	-	22.29	22.43	22.92	22.46
Canvas Shoes (China) Men..... Pair	23.00	17.17	-	18.33	25.33	-	25.33	25.33	25.33
Plastic Shoes (Local) Women.... Pair	8.90	11.94	14.57	12.85	14.60	12.79	11.10	12.76	12.76
Slippers Sponge Adult (China).. Pair	8.90	7.00	6.87	7.52	10.17	10.56	12.00	10.77	10.77
Boots for Men Plastic (Local).. Pair	-	-	-	-	56.86	43.50	45.88	50.12	50.12

Table 1 Part 4 :- (Cont'd) Quarterly Average Retail Price of Goods and Services in Rural Areas by Killil and Zone

April 2000 - June 2000  
Miazia 1992 - Sene 1992

P R I C E I N B I R R

K I L L I L A N D Z O N E S

ITEM	UNIT	S O M A L I			Somali Average	B E N I S H A N G U L - G U M U Z			Benishangul -Gumuz Average
		Shinile	Jig Jiga	Liben		Metekel	Asosa	Kamashi	

CONSTRUCTION MATERIALS, WATER, AND  
FUEL AND POWER

CONSTRUCTION MATERIALS

Cement/Bag/(Local).....	50Kg	-	57.00	-	57.00	60.00	53.13	-	53.89
Lime.....	Kg	-	1.36	-	1.36	-	2.41	-	2.41
Nail (7cm - 12cm).....	Kg	9.97	13.45	12.89	12.80	9.89	9.35	9.91	9.76
Nail With Cape.....	Kg	11.12	14.60	15.00	13.15	11.74	12.29	13.10	12.39
Corrugated Iron Sheet (.2mm).....	No	-	-	-	-	-	42.75	-	42.75
Wood for House Construction('Atana')..	No	-	24.50	-	24.50	-	6.50	-	6.50
Wall Paints-Super (Fluid) Normal.....	4Kg	-	-	-	-	-	64.38	-	64.38
Wall Paints-Super (Fluid) Plastic....	4Kg	-	-	-	-	-	107.50	-	107.50
Coarse Aggregate Gravel.....	Meter Cube	-	-	-	-	-	-	-	-
Hollow Concrete Block(20x20x40 cm Cube)No		-	-	-	-	-	-	-	-
Bricks (25cm x 12cm x 6cm).....	No	-	-	-	-	-	-	-	-
Floor Board 4m Length.....	No	-	-	-	-	-	-	-	-
Iron Pipe 6mt. (1/2 inch Wide) Local..	No	-	-	-	-	-	52.86	-	52.86
Chipwood (125cm x 250cm x 8mm).....	No	-	-	-	-	-	100.00	-	100.00
Sand.....	Meter Cube	-	-	-	-	-	-	-	-
Gutter N° 32.....	Meter	-	-	-	-	-	-	-	-
Window Glass (50cm x 50cm x 3mm).....	No	-	-	-	-	-	-	-	-
Water Tanker (1meter cube).....	No	-	-	-	-	-	-	-	-
Stone for House Construction..	Meter Cube	-	-	-	-	-	-	-	-

WATER

Water.....	Meter Cube	7.50	22.00	21.25	15.95	9.42	17.23	11.31	13.02
------------	------------	------	-------	-------	-------	------	-------	-------	-------

Table 1 Part 4 :- (Cont'd) Quarterly Average Retail Price of Goods and Services in Rural Areas by Killil and Zone

April 2000 - June 2000  
Miazia 1992 - Sene 1992

## P R I C E I N B I R R

K I L L I L A N D Z O N E S									
ITEM	UNIT	S O M A L I			Somali Average	B E N I S H A N G U L - G U M U Z			Benishangul -Gumuz Average
		Shinile	Jig Jiga	Liben		Metekel	Asosa	Kamashi	
<b>FUEL AND POWER</b>									
Fire Wood.....	Meter Cube	28.27	164.47	13.84	33.23	25.16	27.06	26.83	26.25
Charcoal.....	Kg	.91	1.13	.56	.80	-	.98	.36	.62
Dung Cake.....	Kg	-	-	-	-	-	-	-	-
Kerosine.....	Lt	1.87	2.73	3.38	2.76	3.05	3.85	3.25	3.25
Diesel.....	Lt	-	1.98	3.66	3.31	3.63	3.99	4.62	4.02
Electric.....	K.Watt	-	-	-	-	-	-	-	-
Matches.....	Box	.25	.25	.43	.36	.38	.25	.32	.32
Candles.....	No	.85	1.00	1.05	.98	1.00	1.00	1.00	1.00
Buthane Gas (Shell).....	12.5 Kg	-	-	-	-	-	-	-	-
Eveready Drycell.....	No	1.86	1.50	2.12	2.02	2.02	2.00	2.10	2.04
<b>FURNITURE, FURNISHING, HOUSEHOLD EQUIPMENT AND OPERATION</b>									
<b>CHAIRS, TABLES, ETC.</b>									
Table Wanza (Machine made) Varnished..	No	-	-	-	-	-	123.13	-	123.13
Table Wanza (Hand made) Not Varnished..	No	-	-	-	-	-	75.00	-	75.00
Chairs Wanza (Machine Made) Varnished..	No	-	-	-	-	-	82.78	-	82.78
Chairs Wanza (Hand Made) Varnished....	No	-	-	-	-	-	57.50	-	57.50
Cupboard Wanza (2 doors) Varnished....	No	-	-	-	-	-	980.00	-	980.00
Double Bed Wanza (120cm) Varnished....	No	-	-	-	-	-	376.25	-	376.25
Sofas (Complete).....	No	-	-	-	-	-	2233.33	-	2233.33
Book Shelves Wanza (3 Shelves) no Door	No	-	-	-	-	-	242.73	-	242.73
<b>FURNISHINGS &amp; REPAIRS</b>									
Bed Sheet (Non-Patterned Bahir Dar)									
1.90m x 2.50m.....	Pair	-	-	40.50	40.50	47.57	60.00	50.00	50.81
Bed Sheet(Patterned Kombolcha)									
1.90m x 2.50m.....	Pair	-	-	-	-	-	-	-	-

Table 1 Part 4 :- (Cont'd) Quarterly Average Retail Price of Goods and Services in Rural Areas by Killilil and Zone

April 2000 - June 2000  
Miazia 1992 - Sene 1992

P R I C E I N B I R R

		K I L L I L A N D Z O N E S							
ITEM	UNIT	S O M A L I			Somali Average	B E N I S H A N G U L - G U M U Z			Benishangul -Gumuz Average
		Shinile	Jig Jiga	Liben		Metekel	Asosa	Kamashi	
Bed Cover(Patterned Kombolcha).....	No	-	-	-	-	-	-	-	-
Blanket Woolen(Debre B.)160cm x 220cm. No		81.40	90.00	-	83.86	-	130.00	-	130.00
Mattress-Sponge (A.A Foam) i20cm.....	No	280.00	-	-	280.00	88.21	90.00	85.00	87.63
Towel-Local (Kombolcha).....	No	-	-	-	-	-	-	-	-
<b>EARTHEN WARE</b>									
Water Pot.....	No	-	-	-	-	-	-	-	-
'Jebena' Medium Size.....	No	3.00	5.00	-	3.29	7.93	9.69	6.12	7.83
'Mitad' (Griddle of Clay).....	No	-	-	-	-	3.32	2.55	2.90	2.74
Local Stove '(Lakech)'	No	-	-	-	-	6.20	7.65	5.58	6.39
Cup for Coffee (China).....	No	1.00	1.04	2.00	1.45	10.00	14.00	-	13.60
						1.07	1.10	1.18	1.12
<b>STRAW, BAMBOO AND OTHERS</b>									
'Sefed'.....	No	-	7.50	-	7.50	9.06	3.22	3.01	3.84
Sack 100Kg Capacity.....	No	-	5.00	4.44	4.50	4.00	-	-	4.00
<b>METAL WARE</b>									
Cooking Pan Medium (Local).....	No	-	-	-	-	25.17	37.40	33.38	29.73
Tray (Nickel) Medium N° 45 Local.....	No	-	-	-	-	21.00	-	-	21.00
Electric 'Mitad' Aluminium.....	No	-	-	-	-	-	-	-	-
Gas Stove (Kerosine) China.....	No	39.33	-	-	39.33	-	45.11	-	45.11
<b>PLASTIC WARE (LOCAL MADE)</b>									
Jerrycan (20 Litres).....	No	-	-	-	-	31.05	27.78	30.44	29.98
Bucket (20 Litres).....	No	16.58	-	-	16.58	18.53	17.67	18.31	18.25

Table 1 Part 4 :- (Cont'd) Quarterly Average Retail Price of Goods and Services in Rural Areas by Killil and Zone

April 2000 - June 2000  
Miazia 1992 - Sene 1992

## P R I C E I N B I R R

		K I L L I L A N D Z O N E S							
ITEM	UNIT	S O M A L I			Somali Average	B E N I S H A N G U L - G U M U Z			Benishangul -Gumuz Average
		Shinile	Jig Jiga	Liben		Metekel	Asosa	Kamashi	
<b>GLASS WARE</b>									
Glass for Tea (Durelex).....	No	4.50	5.11	4.61	4.71	3.00	2.88	3.00	2.96
<b>OTHER HOUSEHOLD EQUIPMENT</b>									
Kerosine Lamp.....	No	28.75	19.86	16.33	21.13	18.36	23.62	25.67	21.70
'Kuraz' Small Local Kerosine Lamp.....	No	1.00	1.00	-	1.00	1.46	1.02	1.23	1.21
Flash Light.....	No	6.64	7.25	7.16	7.01	6.46	5.93	6.44	6.24
Electric Bulb Philips(40/60 Watt).....	No	3.00	-	4.00	3.17	-	-	-	-
<b>HOUSEHOLD OPERATION</b>									
Hard Soap (Local).....	200gm	1.71	-	2.17	2.01	1.95	1.85	1.96	1.92
Hard Soap (Imported).....	200gm	2.10	-	2.40	2.36	2.50	2.53	2.41	2.48
Detergent (Omo).....	50gm	1.32	-	1.08	1.12	1.24	1.14	1.00	1.16
Incense.....	Kg	-	-	9.84	9.84	8.59	12.57	8.36	9.00
Sandal Wood.....	No	.25	.16	.36	.31	.23	.30	.24	.26
Toilet Paper (Mamko).....	Roll	3.11	3.31	3.50	3.32	3.00	3.11	3.09	3.06
<b>DRY CLEANING</b>									
Dry Cleaning (Suit Men).....	No	-	-	-	-	-	-	-	-
<b>DOMESTIC SERVICE</b>									
Maid Servant.....	Month	49.50	61.07	55.42	54.86	18.97	32.71	23.94	23.26
Unskilled Service (Daily Laborer)....	Day	7.56	9.47	9.14	8.82	5.56	6.10	6.55	6.04

Table 1 Part 4 :- (Cont'd) Quarterly Average Retail Price of Goods and Services in Rural Areas by Killil and Zone

April 2000 - June 2000  
Miazia 1992 - Sene 1992

P R I C E I N B I R R									
K I L L I L A N D Z O N E S									
ITEM	UNIT	S O M A L I			Somali Average	B E N I S H A N G U L - G U M U Z			Benishangul -Gumuz Average
		Shinile	Jig Jiga	Liben		Metekel	Asosa	Kamashi	
<b>MEDICAL CARE</b>									
Ampicillin(250 mg) Local.....	56 Caps	14.85	20.00	18.13	17.19	19.99	16.97	18.73	18.64
Dichlorophine(500 mg) Local.....	6 Pills	1.30	-	2.00	1.68	1.50	1.96	1.55	1.73
Tetracycline(250mg) Local.....	56 Caps	8.42	13.20	8.33	9.59	11.48	10.37	9.43	10.45
Penicillin Injection(4 Mu. Local). Bottle		4.47	3.67	4.03	4.21	4.94	5.00	4.44	4.82
Chloramphenicol(250mg) Local.....	56 Caps	15.12	14.93	11.23	13.23	16.40	16.10	18.36	17.09
Dipron(500mg) Local.....	20 Pills	3.03	-	4.56	3.84	3.33	2.95	2.78	3.02
Cough Syrup (Berantine) Local.....	125cc	8.92	8.00	14.00	10.06	9.53	9.65	7.67	9.11
Bactrim(480mg) Local.....	30 Pills	7.83	-	8.97	8.40	11.86	7.50	9.00	11.31
Vermox(100mg) Local.....	12 Pills	2.78	2.00	2.44	2.58	3.50	-	2.28	3.08
Mezel(250mg) Local.....	30 Caps	4.66	5.25	6.17	5.32	6.43	5.42	4.33	5.72
Asprin (300 mg) Local.....	20 Pills	2.29	2.50	2.38	2.34	2.59	2.26	1.91	2.34
<b>OTHER MEDICAL EXPENSES</b>									
Doctor's Fee (Government).....	per visit	.75	1.00	1.00	.88	.83	2.00	2.00	1.53
Doctor's Fee (Private).....	per visit	-	-	-	-	-	-	1.00	1.00
Injection (Service Charge).....	Once	.71	1.85	1.33	1.36	.50	.50	.50	.50
<b>TRANSPORT AND COMMUNICATION</b>									
<b>TRANSPORT</b>									
Benzene.....	Lt	-	2.82	5.25	4.37	-	3.48	-	3.48
Motor Oil (Mobil).....	Lt	-	-	-	-	-	20.00	-	20.00
Car Washing and Greasing.....	No	-	-	-	-	-	-	-	-
Animal Transport fare.....	Trip	-	-	-	-	23.23	-	-	23.23
Cart Fare.....	Trip	-	-	-	-	-	-	-	-

Table 1 Part 4 :- (Cont'd) Quarterly Average Retail Price of Goods and Services in Rural Areas by Killil and Zone

April 2000 - June 2000  
Miazia 1992 - Sene 1992

## P R I C E I N B I R R

## K I L L I L A N D Z O N E S

ITEM	UNIT	S O M A L I			Somali Average	BENISHANGUL-GUMUZ			Benishangul -Gumuz Average
		Shinile	Jig Jiga	Liben		Metekel	Asosa	Kamashi	

## ENTERTAINMENT AND EDUCATION

## EQUIPMENT AND ACCESSORIES

T.V. Set Philips 21 inch(Colored)..... No	-	-	-	-	-	-	-	-	-
Cassette Recorded Original(Local Music)No	-	13.00	-	13.00	-	12.75	-	12.75	12.75
Radio Set Philips 3 Band..... No	-	-	-	-	-	185.00	-	185.00	185.00
Tape Recorder National (2 Speaker).... No	-	-	-	-	-	-	-	-	-
Expense for Photograph(Passport size)4Pho	4.00	-	-	4.00	-	4.92	-	4.92	4.92
Newspaper (Addis Zemen)..... No	-	-	-	-	-	.50	-	.50	.50

## EDUCATION

Exercise Book (50 Leaves) Local..... No	1.96	-	2.57	2.10	1.92	2.00	2.27	2.05	2.05
Pencil (China)..... No	.25	.25	.45	.36	.33	.26	.35	.32	.32
Ball Point-Bic England..... No	1.03	1.00	1.07	1.04	1.01	1.05	1.00	1.02	1.02
Day School Fee-Public(Grade 7 & 8)..Month	-	-	-	-	-	-	-	-	-
Day School Fee-Private(Grade 9-12)..Month	-	-	-	-	-	-	-	-	-
Night School Fee-Government(Gr.9-12)Month	-	-	-	-	25.00	24.00	-	24.25	24.25

## PERSONAL CARE AND EFFECTS

## PERSONAL CARE

Lux Toilet Soap..... 90gm	3.60	-	3.73	3.69	3.45	3.43	3.60	3.50	3.50
Blade-TOPAZ..... No	.25	.28	.43	.36	.32	.28	.33	.31	.31
Hair Dressing (Traditional)..... No	-	-	-	-	1.20	2.31	1.00	1.57	1.57
Hair Dressing (Modern)..... No	-	-	-	-	-	6.88	-	6.88	6.88
Barbery (Mens Hair Cut)..... No	3.00	3.25	3.00	3.09	1.54	2.33	1.32	1.71	1.71
Paraffin Hair Oil..... 330cc	-	9.88	10.22	10.07	9.00	10.63	10.00	9.84	9.84
Zenith Hair Oil..... 330cc	8.48	8.83	10.29	9.34	9.12	9.37	9.61	9.40	9.40

የግንባታ ለምርመራ አገልግሎት  
 ቤት ጠቅላይ  
 C. S. A. Library

Table 1 Part 4 :- (Cont'd) Quarterly Average Retail Price of Goods and Services in Rural Areas by Killil and Zone

April 2000 - June 2000  
Miazia 1992 - Sene 1992

P R I C E I N B I R R

ITEM	UNIT	K I L L I L A N D Z O N E S							
		S O M A L I			Somali Average	B E N I S H A N G U L - G U M U Z			Benishangul -Gumuz Average
		Shinile	Jig Jiga	Liben		Metekel	Asosa	Kamashi	
<b>PERSONAL EFFECTS</b>									
Umbrella-Men Medium (Local).....	No	-	-	-	-	28.31	27.41	28.89	28.26
Umbrella-Women Medium (Imported).....	No	-	-	-	-	25.83	24.94	22.42	24.81
Hand Bag (Imported Synthetic).....	No	-	-	-	-	-	-	-	-
Belt (Local) Machine Made.....	No	-	-	-	-	9.93	10.08	8.13	9.53
Belt (Local) Hand Made.....	No	-	-	-	-	-	3.33	5.60	4.14
<b>JEWELLERY</b>									
Seiko-21 Jewels Automatic (Men).....	No	-	-	-	-	-	-	-	-
Seiko-21 Jewels Automatic (Women).....	No	-	-	-	-	-	-	-	-
Earrings (4gm 18 carat Local).....	Pair	-	-	-	-	-	282.22	-	282.22
Neck Laces (6gm 21 carat Imported).....	No	-	-	-	-	-	-	-	-
Rings (4gm 18 carat Local).....	No	-	-	-	-	-	282.22	-	282.22
<b>LIVESTOCK AND DRAUGHT ANIMALS</b>									
<b>LIVESTOCK</b>									
Sheep (10-15Kg).....	No	68.38	66.83	36.71	54.03	69.97	62.08	54.60	63.86
Goat (10-15Kg).....	No	67.46	52.06	35.30	47.78	64.05	51.65	47.68	55.43
Heifer (2-4 Years).....	No	-	262.78	354.62	301.29	408.60	349.72	308.54	355.41
Cow (4 Years and Above).....	No	-	541.76	492.78	516.57	666.15	555.03	494.12	579.10
Bull (2-4 Years).....	No	-	376.11	326.07	354.22	446.54	391.97	356.15	404.85
Ox (4 Years and Above).....	No	-	1249.44	873.33	1155.42	733.33	716.46	628.08	694.19
Hen (Indigenous).....	No	5.86	8.00	4.17	5.42	9.53	8.00	8.08	8.65
Cock (Indigenous).....	No	11.22	13.50	7.43	9.57	10.72	12.24	13.19	11.99

Table 1 Part 4 :- (Cont'd) Quarterly Average Retail Price of Goods and Services in Rural Areas by Killil and Zone

April 2000 - June 2000  
Miazia 1992 - Sene 1992

## P R I C E I N B I R R

K I L L I L A N D Z O N E S									
ITEM	UNIT	S O M A L I			Somali Average	B E N I S H A N G U L - G U M U Z			Benishangul -Gumuz Average
		Shinile	Jig Jiga	Liben		Metekel	Asosa	Kamashi	
<b>DRAUGHT ANIMALS</b>									
Donkey.....	No	-	282.22	272.69	276.59	272.92	351.94	268.75	303.04
Horse.....	No	-	-	-	-	-	-	-	-
Mule.....	No	-	-	-	-	-	-	-	-
<b>FARM EQUIPMENT (INDUSTRIAL PRODUCT)</b>									
Sickel.....	No	9.60	13.00	-	10.17	14.35	9.09	8.08	10.55
Pick Axe ('Doma').....	No	-	-	-	-	-	25.25	-	25.25
'Gejera'.....	No	-	-	-	-	-	18.80	15.00	16.17
<b>FARM EQUIPMENT (HAND MADE)</b>									
'Hofer'.....	No	-	-	-	-	-	-	-	-
'Kember'.....	No	-	-	-	-	-	-	-	-
'Digr'.....	No	-	-	-	-	-	-	-	-
Plough.....	No	-	19.75	-	19.75	19.71	20.52	13.92	18.80
Sickel.....	No	-	-	-	-	1.86	5.54	2.08	3.68
'Wegel'.....	No	-	7.83	-	7.83	4.24	9.03	5.08	6.00
<b>MISCELLANEOUS GOODS AND SERVICES</b>									
Coffine (Medium Quality).....	No	-	-	-	-	-	219.23	112.00	189.44

Table 4 Part 4 :- (Cont'd) Annual Average Retail Price of Goods and Services in Rural Areas by Killil and Zone

July 1999 - June 2000  
Hamle 1991 - Sene 1992

P R I C E I N B I R R									
K I L L I L A N D Z O N E S									
ITEM	UNIT	S O M A L I			Somali Average	B E N I S H A N G U L - G U M U Z			Benishangul -Gumuz Average
		Shinile	Jig Jiga	Liben		Metekel	Asosa	Kamashi	
<b>CEREALS UNMILLED</b>									
'Teff' White .....	Kg	3.04	3.28	1.97	3.07	1.53	2.45	2.26	1.88
'Teff' Mixed.....	Kg	2.71	3.20	-	2.77	1.41	2.07	1.90	1.76
'Teff' Black (Red).....	Kg	2.48	-	-	2.48	1.40	1.96	1.84	1.69
Wheat White.....	Kg	2.53	1.90	1.76	2.17	2.37	2.29	2.26	2.33
Wheat Mixed.....	Kg	2.42	1.56	2.15	2.01	2.43	1.93	2.10	2.13
Wheat Black.....	Kg	2.06	2.61	1.75	1.85	1.72	1.71	2.01	1.76
Barley White.....	Kg	2.54	1.79	1.30	2.20	2.70	3.23	2.45	3.04
Barley Mixed.....	Kg	2.48	1.30	1.55	1.48	1.57	2.28	1.63	1.74
Barley Black.....	Kg	-	1.57	-	1.57	2.00	2.49	2.08	2.37
Barley for Beer.....	Kg	-	-	-	-	-	3.57	-	3.57
Maize.....	Kg	1.45	1.54	1.94	1.78	.94	.89	.75	.86
Durrah.....	Kg	-	-	1.78	1.78	1.06	1.29	.80	.94
Sorghum Yellow.....	Kg	2.27	1.30	1.63	1.69	.98	1.34	.84	1.03
Sorghum White.....	Kg	1.69	1.84	1.79	1.76	1.05	.92	.88	.96
Sorghum Red.....	Kg	1.88	1.45	1.83	1.80	.92	.89	.73	.85
African Millet.....	Kg	-	-	-	-	1.03	1.14	1.13	1.09
Rice.....	Kg	4.23	3.90	5.63	4.92	-	5.35	5.28	5.34
Oats.....	Kg	3.50	-	-	3.50	2.05	-	5.19	2.51
Hulled Barley.....	Kg	-	-	-	-	2.06	3.82	-	2.35
<b>CEREALS MILLED</b>									
'Teff' White.....	Kg	3.68	-	-	3.68	2.00	-	-	2.00
'Teff' Mixed.....	Kg	3.82	-	3.86	3.85	2.03	-	-	2.03
'Teff' Black (Red).....	Kg	2.77	-	-	2.77	-	-	-	-
Wheat White.....	Kg	2.72	2.57	3.31	2.85	-	-	-	-
Wheat Mixed.....	Kg	2.25	2.29	3.10	2.92	3.21	-	-	3.21
Barley White.....	Kg	-	3.51	-	3.51	-	-	-	-
Barley Mixed.....	Kg	3.41	-	-	3.41	3.26	-	5.77	4.20

Table 4 Part 4 :- (Cont'd) Annual Average Retail Price of Goods and Services in Rural Areas by Killil and Zone

July 1999 - June 2000  
Hamle 1991 - Sene 1992

## P R I C E I N B I R R

ITEM	UNIT	K I L L I L A N D Z O N E S							
		S O M A L I			Somali Average	B E N I S H A N G U L - G U M U Z			Benishangul -Gumuz Average
		Shinile	Jig Jiga	Liben		Metekel	Asosa	Kamashi	
Maize.....	Kg	1.99	2.43	2.59	2.44	-	-	1.09	1.09
Oats.....	Kg	-	-	4.27	4.27	5.13	5.01	5.00	5.03
Sorghum.....	Kg	2.66	2.63	2.18	2.55	-	1.23	1.30	1.30
Durrah.....	Kg	-	-	-	-	-	-	1.14	1.14
'Furno Duket' Locally Processed..	Kg	3.95	3.51	4.68	4.42	-	4.41	3.98	4.28
<b>PULSES UNMILLED</b>									
Horse Beans.....	Kg	3.65	3.11	3.51	3.48	2.46	2.54	2.63	2.52
Peas White.....	Kg	-	-	2.47	2.47	3.15	-	-	3.15
Peas Black.....	Kg	3.47	-	-	3.47	2.60	2.40	-	2.58
Peas Mixed.....	Kg	3.06	2.69	3.50	2.93	3.05	2.99	3.12	3.06
Soya Beans.....	Kg	-	2.05	-	2.05	2.02	1.29	1.85	1.31
Chick Peas.....	Kg	3.70	2.91	3.71	3.46	2.31	3.36	2.99	2.84
Lentils.....	Kg	4.11	3.37	3.38	3.73	3.94	5.00	4.51	4.54
Haricot Beans.....	Kg	2.03	1.24	4.31	4.00	1.41	1.56	2.03	1.70
Lima Beans.....	Kg	1.78	2.35	4.12	3.34	1.83	2.85	2.04	2.05
Vetch.....	Kg	-	-	-	-	2.31	2.84	2.41	2.46
Fenugreek.....	Kg	5.07	4.93	6.00	5.25	5.97	5.52	7.77	6.28
<b>PULSES MILLED OR SPLIT</b>									
Horse Beans Milled.....	Kg	-	-	5.50	5.50	4.67	6.30	4.92	5.33
Peas Milled.....	Kg	7.15	5.96	-	6.25	5.07	6.00	6.00	5.21
Chick Peas Milled.....	Kg	-	-	-	-	4.33	-	-	4.33
Mixed Pulses Milled.....	Kg	5.88	6.90	6.49	6.20	4.78	6.29	5.48	5.48
Vetch Milled.....	Kg	5.42	-	-	5.42	4.81	-	5.38	5.09
Peas Split.....	Kg	5.08	6.42	4.48	4.75	4.85	5.38	6.12	5.78
Peas Split(Roasted).....	Kg	-	-	-	-	4.82	5.46	5.21	4.98
Horse Beans Split(Roasted).....	Kg	-	6.83	5.00	6.37	4.56	5.50	4.15	4.32
Lentils Split.....	Kg	6.69	6.90	7.27	7.01	5.94	6.07	6.32	6.13

Table 4 Part 4 :- (Cont'd) Annual Average Retail Price of Goods and Services in Rural Areas by Killil and Zone

July 1999 - June 2000  
Hamle 1991 - Sene 1992

P R I C E I N B I R R									
K I L L I L A N D Z O N E S									
ITEM	UNIT	S O M A L I			Somali Average	B E N I S H A N G U L - G U M U Z			Benishangul -Gumuz Average
		Shinile	Jig Jiga	Liben		Metekel	Asosa	Kamashi	
Vetch Split(Roasted).....	Kg	-	-	-	-	6.00	-	-	6.00
Chick Peas Split(Roasted).....	Kg	-	-	-	-	5.00	-	-	5.00
Fenugreek Milled.....	Kg	8.37	11.72	10.75	9.89	-	10.38	11.27	10.46
<b>OIL SEEDS</b>									
Niger Seed.....	Kg	-	-	-	-	3.18	4.14	2.98	3.51
Linseed White.....	Kg	3.35	-	-	3.35	4.82	-	3.72	4.49
Linseed Black.....	Kg	6.04	6.57	-	6.33	4.06	4.08	3.42	4.00
Sesame Seed.....	Kg	4.40	-	-	4.40	3.82	4.02	3.48	3.74
Sunflower.....	Kg	4.46	5.95	-	4.70	2.49	4.59	-	2.86
Castor Beans.....	Kg	3.29	-	-	3.29	1.89	3.22	2.13	2.82
Rape Seed.....	Kg	3.83	5.46	5.51	4.71	3.23	4.24	3.58	3.53
Ground Nut Shelled.....	Kg	7.92	-	5.61	5.82	5.16	6.23	4.25	5.26
<b>PREPARED CEREAL PRODUCTS</b>									
Spaghetti (Local) Without Egg....	Kg	6.05	-	8.40	7.10	6.59	5.49	5.56	5.80
Pastini.....	Kg	-	-	-	-	-	10.34	-	10.34
Macaroni (Local) Without Egg....	Kg	5.27	5.54	6.25	5.88	5.33	5.69	5.70	5.56
'Fafa' Flour.....	kg	-	-	3.67	3.67	5.00	10.50	4.67	7.80
'Dube' Flour.....	kg	-	-	5.15	5.15	4.82	5.96	4.39	5.30
<b>BREAD AND OTHER PREPARED FOODS</b>									
'Enjera' ('Teff' Mixed).....	325gm	.82	1.10	1.62	1.27	.99	.37	-	.84
'Dabo' (Traditional Ambasha)..	350gm	.73	1.05	1.22	1.13	.64	.30	1.37	.81
'Dabo' (Traditional Sheleto)..	350gm	.74	.65	1.94	1.17	.68	.35	1.75	.54
Bread Wheat (Bakery).....	350gm	1.49	1.51	1.69	1.59	1.54	1.21	1.38	1.38

Table 4 Part 4 :- (Cont'd) Annual Average Retail Price of Goods and Services in Rural Areas by Killil and Zone

		P R I C E I N B I R R							July 1999 - June 2000 Hamle 1991 - Sene 1992	
		K I L L I L A N D Z O N E S								
ITEM	UNIT	S O M A L I			Somali Average	BENISHANGUL-GUMUZ			Benishangul -Gumuz Average	
		Shinile	Jig Jiga	Liben		Metekel	Asosa	Kamashi		
<b>MEAT</b>										
Beef .....	Kg	13.65	9.14	7.02	9.66	8.61	9.39	7.69	8.31	
<b>FISH AND FISH PRODUCTS</b>										
Fish Fresh.....	Kg	-	-	-	-	-	-	4.63	4.63	
Sardines (Imported).....	125gm	5.62	5.12	-	5.16	-	7.54	-	7.54	
<b>DIARY PRODUCTS AND EGG</b>										
Cow Milk (Unpasteurized).....	Lt	2.73	3.29	2.29	2.56	2.67	2.73	2.91	2.81	
Cow Milk (pasteurized).....	Lt	2.49	2.83	1.61	2.44	-	3.33	-	3.33	
Camel Milk.....	Lt	2.44	3.03	1.77	2.09	-	-	-	-	
Goat Milk.....	Lt	2.58	2.25	2.28	2.38	-	-	-	-	
Powdered Milk (Edget).....	450gm	20.81	-	-	20.81	-	-	-	-	
Yoghurt (Traditional).....	Lt	3.53	6.67	4.37	4.75	2.86	5.08	2.79	4.45	
Cheese Cottage.....	Kg	-	-	-	-	2.22	-	1.50	2.12	
Egg (Traditional).....	Dozen	4.49	5.64	4.52	4.67	3.34	4.10	3.97	3.76	
<b>OILS AND FATS</b>										
Butter Unrefined.....	Kg	20.76	25.49	11.59	17.73	15.76	20.04	19.59	18.29	
Cooking Oil (Imported).....	Lt	10.81	8.87	10.99	10.58	15.66	12.71	15.21	13.76	
Cooking Oil (Local).....	Lt	11.07	-	19.30	14.36	17.01	14.15	17.05	15.97	

Table 4 Part 4 :- (Cont'd) Annual Average Retail Price of Goods and Services in Rural Areas by Killil and Zone

July 1999 - June 2000  
Hamle 1991 - Sene 1992

## P R I C E I N B I R R

ITEM	UNIT	K I L L I L A N D Z O N E S							
		S O M A L I			Somali Average	B E N I S H A N G U L - G U M U Z			Benishangul -Gumuz Average
		Shinile	Jig Jiga	Liben		Metekel	Asosa	Kamashi	
<b>VEGETABLES AND FRUITS</b>									
<b>VEGETABLES (FRESH)</b>									
Ethiopian Kale.....	Kg	.95	1.24	-	1.10	.26	.83	.61	.64
Cabbage.....	Kg	1.30	2.68	-	1.92	.78	1.17	1.01	1.12
Lettuce.....	Kg	1.32	2.93	-	2.68	-	2.44	-	2.44
Spinach.....	Kg	-	-	-	-	-	2.80	-	2.80
Carrot.....	Kg	2.01	4.39	-	3.26	2.80	3.05	1.41	2.56
Tomatoes.....	Kg	2.13	3.67	1.27	2.16	1.39	1.85	1.78	1.77
Onions.....	Kg	2.49	4.14	2.50	3.09	3.44	4.95	4.29	4.12
Garlics.....	Kg	8.04	7.49	9.16	8.23	5.78	7.70	7.88	7.02
Leaks.....	Kg	3.26	3.82	3.06	3.14	-	4.08	3.42	3.98
Pepper Green.....	Kg	4.24	5.11	4.51	4.53	2.71	2.45	2.72	2.63
Pumpkin.....	Kg	.68	.62	5.25	.81	.30	.44	.48	.42
Green Peas.....	Kg	-	-	-	-	-	-	-	-
Beet Root.....	Kg	1.84	2.68	2.93	2.14	2.22	1.87	1.74	1.80
Cauliflower.....	Kg	-	-	-	-	-	.20	-	.20
<b>FRUITS FRESH</b>									
Banana.....	Kg	1.68	2.30	1.25	1.52	.98	1.09	.83	.96
Orange.....	Kg	1.76	3.46	-	1.82	2.55	1.15	1.08	1.18
Lemon.....	Kg	2.60	7.09	4.85	4.23	.64	1.05	.75	.81
Mandarine.....	Kg	1.67	-	-	1.67	-	2.86	1.68	2.23
Papaya.....	Kg	1.55	1.00	1.15	1.30	.78	.78	.91	.81
Grapes.....	Kg	-	-	-	-	-	-	-	-
Avocado.....	Kg	-	-	5.88	5.88	4.82	4.88	-	4.85
Mango.....	Kg	2.03	4.37	2.82	2.72	3.61	.69	.80	1.00
Cactus.....	Kg	-	.53	-	.53	-	-	-	-

Table 4 Part 4 :- (Cont'd) Annual Average Retail Price of Goods and Services in Rural Areas by Killil and Zone

July 1999 - June 2000  
Hamle 1991 - Sene 1992

## P R I C E I N B I R R

K I L L I L A N D Z O N E S									
ITEM	UNIT	S O M A L I			Somali Average	B E N I S H A N G U L - G U M U Z			Benishangul - Gumuz Average
		Shinile	Jig Jiga	Liben		Metekel	Asosa	Kamashi	
<b>SPICES</b>									
Pepper Whole.....	Kg		25.00	18.67	21.83	7.97	9.83	10.67	9.33
Black Pepper(Local).....	Kg	3.62	-	-	3.62	10.26	-	16.42	12.90
Long Pepper(Local).....	Kg	13.21	31.77	28.02	27.01	11.47	29.13	20.81	15.04
White Cumin(Bishop's Weed) Local.....	Kg	13.82	26.11	8.51	10.13	8.74	12.62	11.49	10.80
Black Cumin(Local).....	Kg	14.48	9.30	9.60	10.41	8.63	12.41	12.43	11.16
Ginger Dry(Local).....	Kg	12.43	8.73	5.77	8.84	2.37	3.06	4.00	3.07
Ginger Wet(Local).....	Kg	5.46	-	5.21	5.24	2.55	2.30	2.80	2.57
Cloves(Imported).....	Kg	50.00	-	-	50.00	80.00	57.83	67.68	63.58
Cinnamon(Imported).....	Kg	50.00	-	-	50.00	50.00	72.87	71.17	71.12
Cardamon(Local).....	Kg	18.56	-	19.21	19.05	17.42	25.63	20.10	19.56
Tumeric Flour(Local).....	Kg	10.77	9.93	7.81	9.01	10.31	9.89	8.95	9.78
Chillies Whole.....	Kg	3.64	26.11	-	12.63	10.59	8.12	11.06	10.11
Basil Dry.....	Kg	-	-	8.35	8.35	6.32	16.11	13.92	9.29
<b>POTATOES, OTHER TUBERS AND STEMS</b>									
Potato.....	Kg	1.69	2.34	2.95	2.41	1.04	1.60	1.54	1.37
Sweet Potato.....	Kg	.79	1.12	1.47	1.13	.56	.83	.52	.67
'Kocho' (Unprocessed).....	Kg	-	-	-	-	-	-	-	-
'Bula'.....	Kg	-	-	-	-	-	-	-	-
<b>COFFEE, TEA, CHAT AND BUCK-THORN LEAVES</b>									
Tea Leaves(Local).....	100gm	1.94	2.22	2.07	2.04	2.06	2.22	2.14	2.13
Coffee Whole.....	Kg	-	-	13.23	13.23	1.85	4.33	5.33	4.99
Coffee Beans.....	Kg	18.36	14.44	16.86	16.90	12.23	8.99	10.42	10.79
Coffee Leaves.....	Kg	5.15	8.55	-	5.58	4.16	-	-	4.16
Buck Thorn Leaves.....	Kg	-	1.79	-	1.79	3.61	2.57	2.47	2.87
'Chat'.....	Kg	10.21	15.13	18.17	15.26	-	4.16	8.38	5.75

Table 4 Part 4 :- (Cont'd) Annual Average Retail Price of Goods and Services in Rural Areas by Killil and Zone

July 1999 - June 2000  
Hamle 1991 - Sene 1992

## P R I C E I N B I R R

ITEM	UNIT	K I L L I L A N D Z O N E S							
		S O M A L I			Somali Average	B E N I S H A N G U L - G U M U Z			Benishangul - Gumuz Average
		Shinile	Jig Jiga	Liben		Metekel	Asosa	Kamashi	
Malt-Barley.....	Kg	-	-	-	-	2.61	-	3.83	3.21
Malt-Wheat.....	Kg	-	-	-	-	-	-	-	-
<b>OTHER FOOD ITEMS</b>									
Salt.....	Kg	1.82	1.59	1.10	1.39	2.06	2.03	2.05	2.05
Sugar.....	Kg	4.87	3.50	5.22	4.86	6.27	6.29	6.19	6.25
Honey.....	Kg	26.35	24.33	-	25.60	4.67	5.97	5.44	5.38
Canned Tomato (Local).....	410gm	7.09	6.35	7.25	7.15	-	7.58	-	7.58
<b>FOOD TAKEN AWAY FROM HOME</b>									
Cup of Tea.....	No	.25	.48	.52	.45	.24	.40	.24	.28
Cup of Coffee.....	No	.27	.50	.50	.43	-	.51	.50	.51
Cup of Milk.....	No	.46	.50	.61	.59	.70	.92	1.00	.94
'Key Wot Yebere'.....	One Meal	4.00	3.29	-	3.65	3.30	4.96	3.48	3.84
'Key Wot Yebeg/Yefyel'.....	One Meal	3.52	4.54	4.85	4.43	3.33	5.00	3.59	3.90
<b>COST OF MILLING</b>									
Cereals.....	100Kg	14.18	24.52	12.01	15.67	14.72	13.45	15.81	14.70
Pulses.....	100Kg	10.00	23.00	-	20.83	18.46	19.80	13.71	18.04
Pepper Whole.....	100Kg	-	-	-	-	52.80	84.12	-	78.44
<b>BEVERAGES - NON ALCOHOLIC</b>									
Ambo Mineral Water.....	500cc	2.00	-	3.54	3.51	-	2.55	2.25	2.41
Bure Mineral Water.....	500cc	-	-	2.93	2.93	2.06	2.50	1.63	2.00
Coca Cola/Fanta.....	300cc	1.98	2.00	3.89	2.37	2.50	2.78	2.48	2.58
Pepsi Cola/Mirinda.....	300cc	1.75	2.00	3.51	3.02	2.46	2.83	2.47	2.55

Table 4 Part 4 :- (Cont'd) Annual Average Retail Price of Goods and Services in Rural Areas by Killil and Zone

July 1999 - June 2000  
 Hamle 1991 - Sene 1992

		P R I C E I N B I R R								
		K I L L I L A N D Z O N E S								
ITEM	UNIT	S O M A L I			Somali Average	BENISHANGUL-GUMUZ			Benishangul -Gumuz Average	
		Shinile	Jig Jiga	Liben		Metekel	Asosa	Kamashi		
<b>BEVERAGES - ALCOHOLIC</b>										
Araki (Local).....	900cc	35.67	-	40.61	40.23	27.91	29.86	30.00	29.19	
Cognac (Local).....	900cc	-	-	-	-	-	-	-	-	
Brandy (Local).....	900cc	-	-	-	-	-	30.00	27.00	28.80	
Gin (Local).....	900cc	31.40	23.29	42.70	40.44	28.69	29.53	26.50	28.20	
Saris Wine (Normal).....	750cc	-	-	-	-	7.75	-	5.84	6.02	
'Katikalla'.....	Lt	8.09	8.08	13.64	10.57	5.73	5.39	4.53	5.19	
Beer (Bedele).....	330cc	-	-	4.58	4.58	3.84	3.39	3.23	3.34	
Beer (Harar).....	330cc	3.00	2.97	4.65	3.81	-	3.25	-	3.25	
Beer (Meta Abo).....	330cc	-	-	-	-	3.84	3.25	3.50	3.78	
'Tella'.....	Lt	1.06	1.37	1.28	1.23	.47	.93	.85	.68	
'Tej' (Mead).....	Lt	1.81	1.61	2.14	2.06	1.74	2.71	2.11	2.09	
<b>CIGARETTES AND TOBACCO</b>										
<b>CIGARETTES</b>										
Nyala.....	Packet	4.80	-	5.01	5.00	4.91	4.62	4.82	4.80	
Gissila.....	Packet	-	-	-	-	2.00	-	1.08	1.18	
Rothmans.....	Packet	6.60	-	9.79	9.24	9.35	9.40	9.95	9.50	
<b>TOBACCO</b>										
'Gaya'.....	Kg	21.67	20.35	43.09	32.34	6.78	20.35	12.91	13.37	

Table 4 Part 4 :- (Cont'd) Annual Average Retail Price of Goods and Services in Rural Areas by Killil and Zone

July 1999 - June 2000  
Hamle 1991 - Sene 1992

P R I C E I N B I R R									
K I L L I L A N D Z O N E S									
ITEM	UNIT	S O M A L I			Somali Average	BENISHANGUL-GUMUZ			Benishangul -Gumuz Average
		Shinile	Jig Jiga	Liben		Metekel	Asosa	Kamashi	
<b>CLOTHING AND FOOT WEAR</b>									
<b>CLOTHING</b>									
Abujedid(Akaki/Bahir Dar)91cm. Meter		3.22	4.44	4.75	4.30	5.57	3.63	4.52	4.43
Abujedid(Komb./Arba Min.)150cm. Meter		-	-	5.00	5.00	6.34	5.41	5.79	5.72
Khaki(S-10,000 Twil)110cm. Meter		-	-	-	-	28.00	-	12.00	20.00
Khaki(Akaki)91cm. Meter		-	-	-	-	-	-	-	-
Wool-England 100%. Meter		-	-	-	-	-	-	-	-
Tetron(Arba Minch). Meter		-	-	-	-	27.06	15.50	30.43	27.52
Poplin(Dire Dawa)105cm. Meter		5.85	-	-	5.85	5.25	7.89	10.00	7.89
Poplin(Komb./Arba Minch)150cm. Meter		-	-	-	-	5.25	12.00	-	11.48
Nylon(Mojo). Meter		-	-	-	-	10.83	12.45	9.93	10.98
Polyster(Arba Minch/Awasa). Meter		-	-	-	-	12.67	19.44	13.00	15.69
Jersi. Meter		-	-	-	-	11.53	13.83	13.06	12.85
Cotton. Kg		-	-	-	-	3.38	4.10	2.68	3.24
<b>COST OF TAILORING</b>									
Woolen Suit (Men). No		-	-	-	-	-	240.00	-	240.00
Khaki Suit (Men). No		-	45.00	-	45.00	35.87	41.35	28.13	38.74
Khaki Suit (Boys). No		-	30.00	-	30.00	21.67	25.84	25.14	24.90
<b>READY-MADE / FOR ADULTS</b>									
'Netela'. No		-	-	-	-	17.36	22.86	18.80	18.49
'Gabi'. No		-	-	-	-	36.58	54.56	43.75	41.03
Shirts Long Sleeved (Local). No	21.50	-	-	-	21.50	24.81	39.09	26.50	29.28
Shirts Short Sleeved (Local). No		-	-	-	-	24.00	45.00	27.50	31.58
Shirts Long Sleeved (Imported). No		-	49.67	37.88	41.07	55.47	58.07	57.68	57.55
Shirts Short Sleeved (Imported). No		-	-	30.60	30.60	-	59.06	42.14	54.32

Table 4 Part 4 :- (Cont'd) Annual Average Retail Price of Goods and Services in Rural Areas by Killil and Zone

		PRICE IN B I R R							
		K I L L I L A N D Z O N E S							
ITEM	UNIT	S O M A L I			Somali Average	BENISHANGUL-GUMUZ			Benishangul -Gumuz Average
		Shinile	Jig Jiga	Liben		Metekel	Asosa	Kamashi	
Socks (Cotton) Imported.....	Pair	4.41	5.76	9.45	7.84	6.67	9.35	9.65	8.52
Sweater (Local) Men.....	No	-	-	-	-	24.75	39.57	29.89	34.90
Sweater (Local) Women.....	No	-	-	-	-	32.50	24.83	-	28.67
Shash (Imported).....	No	15.74	14.18	10.27	12.03	12.54	15.81	19.65	15.80
Singlets (Local) White.....	No	-	-	6.00	6.00	11.05	13.93	11.52	12.30
Jeans Trouser.....	No	47.00	71.79	88.67	75.20	84.22	79.78	93.24	85.74
Woolen Suit.....	No	-	-	-	-	-	-	-	-
'Kemisna Netela'.....	No	-	-	-	-	72.08	102.34	113.33	95.32
Sweater-Men (Imported).....	No	-	-	-	-	67.50	103.06	-	99.50
Sweater-Women (Imported).....	No	-	-	-	-	-	76.88	-	76.88
Nylon Dress.....	No	-	-	-	-	-	16.50	-	16.50
Tetron Trouser.....	No	-	-	-	-	50.00	52.40	-	52.18
Leather Jacket.....	No	-	-	-	-	-	-	-	-
Under Wear China.....	No	-	-	25.67	25.67	-	21.86	22.72	22.25
<b>READY-MADE / FOR CHILDREN</b>									
Sweater (Local) for Boys.....	No	-	-	-	-	12.50	14.16	12.00	13.70
Socks (Imported) Cotton.....	Pair	4.25	4.49	6.46	5.49	4.76	4.55	6.31	4.74
Jeans Trouser.....	No	-	52.37	-	52.37	-	50.00	-	50.00
Shirt Long Sleeved(Imported)Boys.	No	16.60	33.36	27.49	29.98	-	-	-	-
Sweater (England) for Girls.....	No	-	-	-	-	-	-	-	-
Short for Boys.....	No	-	-	-	-	7.85	5.68	5.41	5.77

Table 4 Part 4 :- (Cont'd) Annual Average Retail Price of Goods and Services in Rural Areas by Killilil and Zone

		PRICE IN BIRR							July 1999 - June 2000	Hamle 1991 - Sene 1992
		KILLILIL AND ZONES								
ITEM	UNIT	SOMALI			Somali Average	BENISHANGUL-GUMUZ			Benishangul -Gumuz Average	
		Shinile	Jig Jiga	Liben		Metekel	Asosa	Kamashi		
<b>FOOTWEAR (MEN AND WOMEN)</b>										
Anbessa Leather Shoes Men(Local)Pair		-	-	-	-	75.00	-	-	75.00	
Leather Shoes Men (Croft)..... Pair		-	-	-	-	-	-	-	-	
Walking Shoes(Imp.) Non-Leather Pair		-	-	70.00	70.00	-	80.50	-	80.50	
Canvas Shoes (Local) Men..... Pair		24.80	-	-	24.80	22.15	22.59	22.85	22.41	
Canvas Shoes (China) Men..... Pair		24.50	18.39	25.00	19.33	23.85	26.80	24.00	24.98	
Plastic Shoes (Local) Women.... Pair		9.82	12.58	14.83	12.93	14.36	11.73	11.21	12.37	
Slippers Sponge Adult (China).. Pair		8.95	7.64	6.96	7.62	9.48	10.49	11.53	10.37	
Boots for Men Plastic (Local).. Pair		-	-	20.00	20.00	53.08	44.21	43.00	46.15	

Table 4 Part 4 :- (Cont'd) Annual Average Retail Price of Goods and Services in Rural Areas by Killil and Zone

July 1999 - June 2000  
Hamle 1991 - Sene 1992

P R I C E I N B I R R

ITEM	UNIT	K I L L I L A N D Z O N E S							
		S O M A L I			Somali Average	B E N I S H A N G U L - G U M U Z			Benishangul -Gumuz Average
		Shinile	Jig Jiga	Liben		Metekel	Asosa	Kamashi	

CONSTRUCTION MATERIALS, WATER, AND  
FUEL AND POWER

CONSTRUCTION MATERIALS

Cement/Bag/(Local).....	50Kg	-	47.00	-	47.00	60.00	53.60	-	53.82
Lime.....	Kg	.96	1.21	-	1.19	-	1.51	-	1.51
Nail (7cm - 12cm).....	Kg	10.20	13.41	12.23	12.49	9.78	8.89	10.14	9.71
Nail With Cape.....	Kg	10.72	14.15	18.15	13.33	11.09	12.27	13.68	12.21
Corrugated Iron Sheet (.2mm).....	No	-	40.00	-	40.00	-	42.36	-	42.36
Wood for House Construction('Atana')..	No	-	21.83	-	21.83	14.89	5.21	-	9.43
Wall Paints-Super (Fluid) Normal.....	4Kg	-	-	-	-	-	64.35	-	64.35
Wall Paints-Super (Fluid) Plastic.....	4Kg	-	-	-	-	-	108.17	-	108.17
Coarse Aggregate Gravel.....	Meter Cube	-	-	-	-	-	-	-	-
Hollow Concrete Block(20x20x40 cm Cube)No		-	-	-	-	-	-	-	-
Bricks (25cm x 12cm x 6cm).....	No	-	-	-	-	-	-	-	-
Floor Board 4m Length.....	No	-	80.00	-	80.00	-	35.00	16.00	25.50
Iron Pipe 6mt. (1/2 inch Wide) Local..	No	-	-	-	-	-	51.48	-	51.48
Chipwood (125cm x 250cm x 8mm).....	No	-	-	-	-	-	94.71	-	94.71
Sand.....	Meter Cube	-	-	-	-	-	-	-	-
Gutter N <sup>o</sup> 32.....	Meter	-	-	-	-	-	-	-	-
Window Glass (50cm x 50cm x 3mm).....	No	-	-	-	-	-	-	-	-
Water Tanker (1meter cube).....	No	-	-	-	-	-	-	-	-
Stone for House Construction..	Meter Cube	-	-	-	-	-	-	-	-

WATER

Water.....	Meter Cube	7.50	25.00	19.62	14.80	8.11	15.95	11.55	12.42
------------	------------	------	-------	-------	-------	------	-------	-------	-------

Table 4 Part 4 :- (Cont'd) Annual Average Retail Price of Goods and Services in Rural Areas by Killil and Zone

July 1999 - June 2000  
Hamle 1991 - Sene 1992

## P R I C E I N B I R R

ITEM	UNIT	K I L L I L A N D Z O N E S							
		S O M A L I			Somali Average	B E N I S H A N G U L - G U M U Z			Benishangul -Gumuz Average
		Shinile	Jig Jiga	Liben		Metekel	Asosa	Kamashi	

## FUEL AND POWER

Fire Wood.....	Meter Cube	34.63	69.56	29.70	36.05	21.66	26.50	29.99	25.44
Charcoal.....	Kg	1.00	.95	.55	.78	.42	.86	.43	.60
Dung Cake.....	Kg	-	-	-	-	-	-	-	-
Kerosine.....	Lt	2.01	2.39	3.92	3.04	3.11	3.70	3.42	3.35
Diesel.....	Lt	2.27	2.35	3.63	3.35	3.62	3.86	4.70	3.97
Electric.....	K.Watt	-	-	-	-	-	-	-	-
Matches.....	Box	.25	.25	.44	.36	.37	.25	.32	.32
Candles.....	No	.89	1.00	1.05	.99	1.00	1.00	1.00	1.00
Buthane Gas (Shell).....	12.5 Kg	-	-	-	-	-	-	-	-
Eveready Drycell.....	No	1.82	1.50	2.11	2.00	1.97	1.98	2.01	1.99

## FURNITURE, FURNISHING, HOUSEHOLD EQUIPMENT AND OPERATION

## CHAIRS, TABLES, ETC.

Table Wanza (Machine made) Varnished..	No	-	-	-	-	-	116.72	-	116.72
Table Wanza (Hand made) Not Varnished.	No	-	-	-	-	-	80.63	99.17	86.81
Chairs Wanza (Machine Made) Varnished.	No	-	-	-	-	-	85.71	-	85.71
Chairs Wanza (Hand Made) Varnished....	No	-	-	-	-	-	59.09	42.45	50.77
Cupboard Wanza (2 doors) Varnished....	No	-	-	-	-	-	978.85	-	978.85
Double Bed Wanza (120cm) Varnished....	No	-	-	-	-	-	495.17	-	495.17
Sofas (Complete).....	No	-	-	-	-	-	2337.50	-	2337.50
Book Shelves Wanza (3 Shelves) no Door	No	-	-	-	-	-	258.08	80.00	251.10

## FURNISHINGS &amp; REPAIRS

Bed Sheet (Non-Patterned Bahir Dar)									
1.90m x 2.50m.....	Pair	-	-	44.61	44.61	44.67	55.60	50.45	50.43
Bed Sheet(Patterned Kombolcha)									
1.90m x 2.50m.....	Pair	-	-	7.67	7.67	-	73.33	-	73.33

Table 4 Part 4 :- (Cont'd) Annual Average Retail Price of Goods and Services in Rural Areas by Killil and Zone

July 1999 - June 2000  
Hamle 1991 - Sene 1992

## P R I C E I N B I R R

ITEM	UNIT	K I L L I L A N D Z O N E S							
		S O M A L I			Somali Average	B E N I S H A N G U L - G U M U Z			Benishangul -Gumuz Average
		Shinile	Jig Jiga	Liben		Metekel	Asosa	Kamashi	
Bed Cover(Patterned Kombolcha).....	No	-	-	-	-	-	126.67	50.00	96.00
Blanket Woolen(Debre B.)160cm x 220cm. No		83.14	90.00	-	83.74	85.67	85.52	82.50	84.95
Mattress-Sponge (A.A Foam) 120cm.....	No	265.00	-	-	265.00	-	311.33	-	311.33
Towel-Local (Kombolcha).....	No	-	-	-	-	-	-	-	-
<b>EARTHEN WARE</b>									
Water Pot.....	No	-	-	8.50	8.50	7.17	9.40	5.13	7.09
'Jebena' Medium Size.....	No	3.36	5.00	10.00	3.78	3.22	2.45	2.85	2.64
'Mitad' (Griddle of Clay).....	No	9.00	-	49.33	33.20	6.25	7.44	5.89	6.44
Local Stove '(Lakech).....	No	9.67	-	-	9.67	10.00	13.90	-	13.79
Cup for Coffee (China).....	No	1.05	1.38	1.98	1.51	1.12	1.08	1.14	1.11
<b>STRAW, BAMBOO AND OTHERS</b>									
'Sefed'.....	No	6.50	7.33	-	7.00	8.98	3.24	3.30	3.85
Sack 100Kg Capacity.....	No	7.00	4.67	4.64	4.76	3.98	-	-	3.98
<b>METAL WARE</b>									
Cooking Pan Medium (Local).....	No	44.00	-	40.00	41.33	23.45	37.89	32.34	29.00
Tray (Nickel) Medium N# 45 Local.....	No	-	-	-	-	19.58	-	17.00	19.38
Electric 'Mitad' Aluminium.....	No	-	-	-	-	-	-	-	-
Gas Stove (Kerosine) China.....	No	39.82	45.00	-	40.11	-	43.22	-	43.22
<b>PLASTIC WARE (LOCAL MADE)</b>									
Jerrycan (20 Litres).....	No	-	-	-	-	28.31	26.72	28.84	27.97
Bucket (20 Litres).....	No	16.25	23.33	-	17.04	16.78	17.07	17.44	17.02

Table 4 Part 4 :- (Cont'd) Annual Average Retail Price of Goods and Services in Rural Areas by Killilil and Zone

July 1999 - June 2000  
 Hamle 1991 - Sene 1992

P R I C E I N B I R R

ITEM	UNIT	K I L L I L I L A N D Z O N E S							
		S O M A L I			Somali Average	B E N I S H A N G U L - G U M U Z			Benishangul -Gumuz Average
		Shinile	Jig Jiga	Liben		Metekel	Asosa	Kamashi	
<b>GLASS WARE</b>									
Glass for Tea (Duralex).....	No	4.28	4.97	4.19	4.43	3.00	3.01	3.02	3.01
<b>OTHER HOUSEHOLD EQUIPMENT</b>									
Kerosine Lamp.....	No	27.15	21.12	17.07	20.09	17.46	22.67	28.00	20.30
'Kuraz' Small Local Kerosine Lamp.....	No	1.01	.99	2.95	1.07	1.44	1.02	1.42	1.28
Flash Light.....	No	6.56	6.94	7.30	7.10	6.12	5.95	6.28	6.12
Electric Bulb Philips(40/60 Watt).....	No	3.00	-	4.26	3.60	-	3.00	-	3.00
<b>HOUSEHOLD OPERATION</b>									
Hard Soap (Local).....	200gm	1.68	-	1.87	1.79	1.88	1.72	1.91	1.85
Hard Soap (Imported).....	200gm	2.30	-	2.60	2.53	2.31	2.33	2.38	2.34
Detergent (Omo).....	50gm	1.27	-	1.16	1.18	1.28	1.17	.73	1.13
Incense.....	Kg	-	-	9.24	9.24	8.71	17.39	7.79	10.04
Sandal Wood.....	No	.22	.17	.36	.29	.22	.30	.24	.25
Toilet Paper (Mamko).....	Roll	3.15	3.40	3.41	3.31	3.08	3.14	3.07	3.10
<b>DRY CLEANING</b>									
Dry Cleaning (Suit Men).....	No	-	-	-	-	-	-	-	-
<b>DOMESTIC SERVICE</b>									
Maid Servant.....	Month	47.60	60.31	53.02	53.22	18.56	33.99	26.63	23.25
Unskilled Service (Daily Laborer)....	Day	8.72	9.81	8.90	9.05	5.33	5.84	6.46	5.85

Table 4 Part 4 :- (Cont'd) Annual Average Retail Price of Goods and Services in Rural Areas by Killil and Zone

July 1999 - June 2000  
Hamle 1991 - Sene 1992

## P R I C E I N B I R R

## K I L L I L A N D Z O N E S

ITEM	UNIT	S O M A L I			Somali Average	BENISHANGUL-GUMUZ			Benishangul -Gumuz Average
		Shinile	Jig Jiga	Liben		Metekel	Asosa	Kamashi	
		<b>MEDICAL CARE</b>							
Ampicillin(250 mg) Local.....	56 Caps	15.49	21.70	17.80	17.66	18.48	17.68	18.10	18.11
Dichlorophine(500 mg) Local.....	6 Pills	1.36	-	1.89	1.63	1.53	1.86	1.52	1.69
Tetracycline(250mg) Local.....	56 Caps	8.21	12.75	8.19	9.54	12.38	11.19	10.55	11.39
Penicillin Injection(4 Mu. Local). Bottle		4.31	4.80	4.20	4.45	4.97	4.92	4.27	4.74
Chloramphenicol(250mg) Local.....	56 Caps	14.47	13.53	13.03	13.60	15.22	16.75	17.06	16.44
Dipron(500mg) Local.....	20 Pills	2.82	3.66	4.33	3.41	3.15	3.21	2.78	3.05
Cough Syrup (Berantine) Local.....	125cc	7.94	10.57	14.20	9.31	9.86	9.48	7.73	9.13
Bactrim(480mg) Local.....	30 Pills	7.51	7.25	9.33	8.24	12.06	5.62	24.83	13.69
Vermox(100mg) Local.....	12 Pills	2.80	1.99	2.45	2.53	3.46	-	2.34	2.98
Mezel(250mg) Local.....	30 Caps	4.57	5.72	6.33	5.40	6.63	5.78	4.70	5.82
Asprin (300 mg) Local.....	20 Pills	2.12	2.48	2.68	2.38	2.59	2.26	1.90	2.29
<b>OTHER MEDICAL EXPENSES</b>									
Doctor's Fee (Government).....	per visit	.74	1.00	1.17	.92	.73	2.00	1.14	1.16
Doctor's Fee (Private).....	per visit	6.78	10.00	-	7.10	-	-	1.00	1.00
Injection (Service Charge).....	Once	.70	1.62	1.43	1.38	.50	.50	1.00	.63
<b>TRANSPORT AND COMMUNICATION</b>									
<b>TRANSPORT</b>									
Benzene.....	Lt	-	2.66	5.27	4.70	-	3.30	-	3.30
Motor Oil (Mobil).....	Lt	-	-	10.00	10.00	-	18.67	-	18.67
Car Washing and Greasing.....	No	-	-	97.00	97.00	-	-	-	-
Animal Transport fare.....	Trip	-	-	6.00	6.00	22.50	5.00	5.00	21.94
Cart Fare.....	Trip	-	-	1.25	1.25	-	-	-	-

Table 4 Part 4 :- (Cont'd) Annual Average Retail Price of Goods and Services in Rural Areas by Killil and Zone

July 1999 - June 2000  
Hamle 1991 - Sene 1992

P R I C E I N B I R R

K I L L I L A N D Z O N E S									
ITEM	UNIT	S O M A L I			Somali Average	BENISHANGUL-GUMUZ			Benishangul -Gumuz Average
		Shinile	Jig Jiga	Liben		Metekel	Asosa	Kamashi	
<b>ENTERTAINMENT AND EDUCATION</b>									
<b>EQUIPMENT AND ACCESSORIES</b>									
T.V. Set Philips 21 inch(Colored).....	No	-	-	-	-	-	-	-	-
Cassette Recorded Original(Local Music)No	12.00	13.00	-	12.67	-	13.15	-	13.15	
Radio Set Philips 3 Band.....	No	-	-	-	135.00	183.00	-	178.64	
Tape Recorder National (2 Speaker)....	No	-	-	-	-	-	-	-	
Expense for Photograph(Passport size)4Pho	4.00	-	9.33	6.00	2.66	6.01	4.00	5.71	
Newspaper (Addis Zemen).....	No	-	-	-	-	.50	-	.50	
<b>EDUCATION</b>									
Exercise Book (50 Leaves) Local.....	No	2.06	2.64	2.35	2.16	1.90	2.00	2.27	2.04
Pencil (China).....	No	.25	.25	.47	.38	.33	.26	.37	.32
Ball Point-Bic England.....	No	1.01	1.00	1.07	1.04	1.00	1.02	1.00	1.00
Day School Fee-Public(Grade 7 & 8)..Month	-	-	-	-	-	-	-	-	-
Day School Fee-Private(Grade 9-12)..Month	-	-	-	-	-	-	-	-	-
Night School Fee-Government(Gr.9-12)Month	-	-	-	-	-	23.57	24.00	-	23.81
<b>PERSONAL CARE AND EFFECTS</b>									
<b>PERSONAL CARE</b>									
Lux Toilet Soap.....	90gm	3.62	3.60	3.68	3.66	3.52	3.54	3.63	3.56
Blade-TOPAZ.....	No	.25	.26	.43	.36	.33	.28	.33	.32
Hair Dressing (Traditional).....	No	-	6.67	-	6.67	1.14	1.97	1.03	1.46
Hair Dressing (Modern).....	No	-	-	-	-	-	6.97	12.00	7.12
Barbery (Mens Hair Cut).....	No	3.00	3.31	3.03	3.13	1.51	2.31	1.33	1.75
Paraffin Hair Oil.....	330cc	8.36	9.79	10.07	9.90	9.34	11.31	11.00	10.44
Zenith Hair Oil.....	330cc	8.43	9.03	10.09	9.31	9.05	9.88	9.61	9.50

Table 4 Part 4 :- (Cont'd) Annual Average Retail Price of Goods and Services in Rural Areas by Killil and Zone

July 1999 - June 2000  
Hamle 1991 - Sene 1992

## P R I C E I N B I R R

K I L L I L A N D Z O N E S									
ITEM	UNIT	S O M A L I			Somali Average	B E N I S H A N G U L - G U M U Z			Benishangul -Gumuz Average
		Shinile	Jig Jiga	Liben		Metekel	Asosa	Kamashi	
<b>PERSONAL EFFECTS</b>									
Umbrella-Men Medium (Local).....	No	20.00	-	-	20.00	28.12	27.15	28.06	27.86
Umbrella-Women Medium (Imported).....	No	22.00	-	-	22.00	24.13	25.59	24.49	24.66
Hand Bag (Imported Synthetic).....	No	-	-	-	-	-	-	-	-
Belt (Local) Machine Made.....	No	9.25	-	-	9.25	9.97	9.96	8.91	9.63
Belt (Local) Hand Made.....	No	-	-	-	-	2.36	3.45	4.79	3.19
<b>JEWELLERY</b>									
Seiko-21 Jewels Automatic (Men).....	No	-	-	-	-	-	-	-	-
Seiko-21 Jewels Automatic (Women).....	No	-	-	-	-	-	-	-	-
Earrings (4gm 18 carat Local).....	Pair	-	-	-	-	-	272.97	-	272.97
Neck Laces (6gm 21 carat Imported).....	No	-	-	-	-	-	300.00	-	300.00
Rings (4gm 18 carat Local).....	No	-	-	-	-	-	270.00	-	270.00
<b>LIVESTOCK AND DRAUGHT ANIMALS</b>									
<b>LIVESTOCK</b>									
Sheep (10-15Kg).....	No	60.52	54.60	33.32	47.93	63.69	60.67	56.68	61.05
Goat (10-15Kg).....	No	60.53	47.12	33.19	44.25	54.71	49.18	47.06	50.82
Heifer (2-4 Years).....	No	-	246.93	339.57	277.81	385.71	325.87	301.95	338.20
Cow (4 Years and Above).....	No	450.00	461.88	445.00	454.19	646.34	488.60	505.93	542.42
Bull (2-4 Years).....	No	400.00	413.43	273.43	352.84	422.93	379.23	330.36	384.06
Ox (4 Years and Above).....	No	-	1103.28	728.00	1010.62	691.68	633.39	580.97	635.24
Hen (Indigenous).....	No	3.92	5.49	4.40	4.56	8.26	7.84	8.08	8.08
Cock (Indigenous).....	No	7.91	8.91	6.63	7.44	10.45	11.87	12.46	11.53

Table 4 Part 4 :- (Cont'd) Annual Average Retail Price of Goods and Services in Rural Areas by Killil and Zone

July 1999 - June 2000  
 Hamle 1991 - Sene 1992

P R I C E I N B I R R

K I L L I L A N D Z O N E S									
ITEM	UNIT	S O M A L I			Somali Average	B E N I S H A N G U L - G U M U Z			Benishangul -Gumuz Average
		Shinile	Jig Jiga	Liben		Metekel	Asosa	Kamashi	
<b>DRAUGHT ANIMALS</b>									
Donkey.....	No	-	254.06	234.32	243.48	257.43	320.29	271.09	286.10
Horse.....	No	-	-	-	-	-	-	-	-
Mule.....	No	-	-	-	-	-	-	-	-
<b>FARM EQUIPMENT (INDUSTRIAL PRODUCT)</b>									
Sickel.....	No	9.57	17.11	-	12.96	13.49	9.23	8.17	10.80
Pick Axe ('Doma').....	No	-	-	-	-	-	25.18	-	25.18
'Gejera'.....	No	-	-	-	-	9.50	17.64	13.67	17.03
<b>FARM EQUIPMENT (HAND MADE)</b>									
'Mofer'.....	No	-	-	-	-	-	-	-	-
'Kember'.....	No	-	-	-	-	-	-	-	-
'Digr'.....	No	-	-	-	-	-	-	8.00	8.00
Plough.....	No	15.00	19.83	-	18.22	19.73	19.37	12.06	17.66
Sickel.....	No	-	-	-	-	2.87	5.14	2.70	3.61
'Wegel'.....	No	5.33	7.83	-	6.58	4.24	8.47	4.80	5.84
<b>MISCELLANEOUS GOODS AND SERVICES</b>									
Coffine (Medium Quality).....	No	-	-	-	-	100.00	297.65	118.13	252.50





Table 1 Part 5 :- (Cont'd) Quarterly Average Retail Price of Goods and Services in Rural Areas by Killilil and Zone

April 2000 - June 2000  
Miazia 1992 - Sene 1992

## P R I C E   I N   B I R R

## K I L L I L   A N D   Z O N E S

## S O U T H E R N   N A T I O N A L I T I E S   A N D   P E O P L E S ' R E G I O N

ITEM	UNIT	S O U T H E R N   N A T I O N A L I T I E S   A N D   P E O P L E S ' R E G I O N													SNNPR Average	
		Gurage	Hadiya	Kembata Alaba Tembaro	Sidama	Gedeo	Semen Omo	Debub Omo	Keficho Shekicho	Bench Maji	Yem Spec. Wereda	Amaro Spec. Wereda	Burji Spec. Wereda	Konso Spec. Wereda		Dirashe Special Wereda
<b>CEREALS UNMILLED</b>																
'Teff' White	Kg	2.47	2.24	2.48	2.65	3.15	2.32	2.67	2.01	2.16	1.74	2.39	2.74	2.24	2.26	2.40
'Teff' Mixed	Kg	2.38	2.20	2.29	2.31	2.89	2.20	2.63	1.96	2.23	1.64	2.23	2.43	2.15	2.13	2.24
'Teff' Black (Red)	Kg	2.15	2.23	2.14	2.03	2.50	2.23	2.29	1.86	2.05	1.58	2.15	-	2.01	1.72	2.04
Wheat White	Kg	2.14	1.82	1.87	1.97	1.99	1.88	2.15	1.47	1.63	1.58	1.75	1.83	1.81	1.58	1.85
Wheat Mixed	Kg	2.14	1.72	1.91	-	2.10	1.75	1.97	1.46	1.72	1.53	1.33	1.88	1.54	1.57	1.68
Wheat Black	Kg	2.19	1.72	1.78	1.87	1.93	1.84	2.03	1.37	1.64	1.38	1.66	1.76	1.64	1.48	1.72
Barley White	Kg	1.57	1.80	1.87	1.70	1.57	1.95	1.54	1.14	1.03	1.58	1.60	1.77	1.55	1.48	1.62
Barley Mixed	Kg	1.61	1.70	1.81	1.60	1.85	1.83	1.60	1.14	1.10	1.52	1.36	1.76	1.42	1.55	1.52
Barley Black	Kg	1.61	1.73	1.85	2.56	2.01	1.98	1.19	1.09	1.00	1.56	1.49	1.64	1.32	1.53	1.56
Barley for Beer	Kg	-	-	1.89	1.76	1.80	-	-	-	-	-	-	-	-	-	1.81
Maize	Kg	1.37	1.57	1.47	1.59	1.49	1.38	2.06	1.14	.72	1.17	1.70	1.52	1.86	1.67	1.47
Durrah	Kg	1.33	1.35	1.40	-	-	-	1.99	.98	.52	1.14	-	-	1.69	1.64	1.36
Sorghum Yellow	Kg	-	1.54	1.78	-	-	1.01	2.09	-	.68	-	-	-	1.94	1.73	1.64
Sorghum White	Kg	-	1.26	1.42	-	-	1.18	1.82	.91	1.25	1.08	1.77	1.64	2.09	1.54	1.50
Sorghum Red	Kg	1.26	1.39	1.31	1.36	1.28	1.09	1.96	1.00	.68	1.14	1.68	1.59	1.86	1.56	1.37
African Millet	Kg	1.56	2.23	1.75	-	-	-	2.33	1.55	1.79	1.18	-	-	2.15	1.51	1.88
Rice	Kg	5.03	5.00	4.79	5.00	5.00	5.00	6.17	5.00	4.92	5.12	4.00	5.57	-	5.00	5.04
Oats	Kg	-	3.15	2.53	3.00	-	2.10	-	-	-	2.04	-	-	-	-	2.44
Hulled Barley	Kg	-	-	-	-	-	-	2.05	1.53	-	-	-	-	1.73	1.60	1.79
<b>CEREALS MILLED</b>																
'Teff' White	Kg	-	-	-	3.42	3.21	-	-	-	-	-	-	-	-	-	3.38
'Teff' Mixed	Kg	3.20	-	-	2.96	3.48	-	-	-	-	-	-	-	-	-	3.18
'Teff' Black (Red)	Kg	2.70	-	-	2.58	2.88	-	-	-	-	-	-	-	-	-	2.64
Wheat White	Kg	-	-	-	2.51	-	-	-	-	-	-	-	-	-	-	2.51
Wheat Mixed	Kg	1.97	-	-	2.46	2.11	-	-	-	-	-	-	-	-	-	2.26
Barley White	Kg	-	-	-	-	2.45	-	-	-	-	-	-	-	-	-	2.45
Barley Mixed	Kg	-	-	-	2.29	2.03	-	2.80	-	-	-	-	-	-	-	2.16

Table 1 Part 5 :- (Cont'd) Quarterly Average Retail Price of Goods and Services in Rural Areas by Killil and Zone

April 2000 - June 2000  
Miazia 1992 - Sene 1992

## P R I C E I N B I R R

ITEM	UNIT	K I L L I L A N D Z O N E S														SNNPR Average
		S O U T H E R N N A T I O N S , N A T I O N A L I T I E S A N D P E O P L E S ' R E G I O N														
		Garage	Hadiya	Kembata Alaba Tembaro	Sidama	Gedeo	Semen Omo	Debub Omo	Keficho Shekicho	Bench Maji	Yem Spec. Wereda	Amaro Spec. Wereda	Burji Spec. Wereda	Konso Spec. Wereda	Dirashe Special Wereda	
Maize.....	Kg	1.89	1.97	2.00	1.78	2.03	1.70	2.44	1.35	1.13	1.56	2.50	-	-	-	1.87
Oats.....	Kg	5.50	4.94	5.47	4.50	-	5.00	-	-	-	-	-	-	5.00	-	5.21
Sorghum.....	Kg	-	-	1.61	-	-	-	-	-	-	1.27	-	-	-	-	1.48
Durrah.....	Kg	-	-	-	-	-	-	-	-	-	-	-	-	-	-	-
'Furno Duket' Locally Processed..	Kg	3.54	3.23	3.72	3.54	3.45	4.13	4.19	4.55	4.36	3.89	3.53	4.00	4.50	4.33	4.00
<b>PULSES UNMILLED</b>																
Horse Beans.....	Kg	2.33	2.37	2.49	2.47	2.55	2.09	2.16	1.94	2.04	2.50	2.28	2.78	2.20	1.89	2.29
Peas White.....	Kg	2.90	-	3.09	2.47	2.63	2.47	2.02	1.83	2.43	2.55	2.28	-	2.09	1.69	2.44
Peas Black.....	Kg	2.96	2.94	2.99	2.62	2.86	2.79	1.89	1.91	1.81	2.49	2.45	2.32	1.71	1.96	2.54
Peas Mixed.....	Kg	2.62	2.92	2.99	2.81	2.75	2.07	2.11	1.81	1.92	2.51	1.90	-	2.01	2.04	2.45
Soya Beans.....	Kg	-	-	-	-	-	-	2.50	-	-	-	-	-	-	-	2.50
Chick Peas.....	Kg	2.13	2.66	2.54	2.48	2.61	2.30	3.19	3.38	3.45	3.02	2.97	2.38	1.87	1.89	2.55
Lentils.....	Kg	3.26	3.99	4.58	4.69	4.01	3.95	4.00	4.24	4.40	4.19	3.05	3.52	2.15	2.62	3.95
Haricot Beans.....	Kg	2.74	2.16	2.01	2.17	2.51	-	1.05	1.34	.77	-	1.92	1.99	1.48	1.93	1.84
Lima Beans.....	Kg	3.50	2.17	1.91	1.76	1.81	1.71	1.74	1.31	1.05	2.32	1.86	1.75	1.60	1.39	1.66
Vetch.....	Kg	1.73	-	3.29	-	2.00	-	-	2.04	2.08	-	-	-	-	2.50	1.96
Fenugreek.....	Kg	5.26	5.92	6.33	4.28	5.04	6.22	9.12	5.27	5.70	5.52	7.12	2.97	9.08	7.42	5.78
<b>PULSES MILLED OR SPLIT</b>																
Horse Beans Milled.....	Kg	4.60	4.63	5.30	4.10	4.69	4.39	5.18	4.76	4.99	5.48	4.92	-	-	-	4.78
Peas Milled.....	Kg	5.01	4.35	5.89	4.68	4.58	5.17	5.76	5.48	6.00	5.00	5.13	5.00	6.52	-	5.15
Chick Peas Milled.....	Kg	-	-	5.00	4.50	6.25	-	-	-	-	-	-	-	-	-	5.33
Mixed Pulses Milled.....	Kg	4.51	5.11	4.80	4.73	4.59	4.98	6.12	4.91	4.32	3.60	5.00	5.00	5.08	5.37	4.73
Vetch Milled.....	Kg	4.24	3.00	3.70	3.75	4.22	3.46	-	-	5.00	-	-	-	-	-	4.07
Peas Split.....	Kg	4.80	4.17	4.96	4.68	4.59	5.50	6.12	4.64	4.86	4.97	5.15	5.00	5.36	5.38	4.94
Peas Split(Roasted).....	Kg	5.53	4.75	4.98	-	6.36	-	-	5.00	-	-	-	-	-	5.50	5.07
Horse Beans Split(Roasted).....	Kg	-	3.80	4.18	3.92	5.57	-	-	4.16	4.00	-	4.50	-	-	-	4.15
Lentils Split.....	Kg	5.43	5.16	5.20	4.96	5.08	6.04	6.46	6.14	5.78	5.80	5.22	5.32	5.51	5.60	5.50

Table 1 Part 5 :- (Cont'd) Quarterly Average Retail Price of Goods and Services in Rural Areas by Killilil and Zone

		PRICE IN BIRR														April 2000 - June 2000 Miazia 1992 - Sene 1992	
		KILLILIL AND ZONES															
		SOUTHERN NATIONS, NATIONALITIES AND PEOPLES' REGION														SNNPR Average	
ITEM	UNIT	Gurage	Hadiya	Kembata Alaba Tembaro	Sidama	Gedeo	Semen Omo	Debub Omo	Keficho Shekicho	Bench Maji	Yem Spec. Wereda	Amaro Spec. Wereda	Burji Spec. Wereda	Konso Spec. Wereda	Dirashe Special Wereda		
Vetch Split(Roasted).....	Kg	12.50	-	3.54	-	-	-	-	-	-	-	-	-	-	-	4.29	
Chick Peas Split(Roasted).....	Kg	-	-	-	-	-	-	-	-	-	-	-	-	-	-	-	
Fenugreek Milled.....	Kg	12.00	9.54	8.77	8.21	9.73	8.00	10.10	7.70	9.65	6.75	12.00	-	8.72	8.00	9.09	
<b>OIL SEEDS</b>																	
Niger Seed.....	Kg	3.71	5.00	-	5.25	5.88	-	6.00	5.04	4.81	5.16	-	-	-	-	4.67	
Linseed White.....	Kg	-	4.56	-	5.00	-	3.37	3.62	3.45	-	-	-	-	-	5.00	3.88	
Linseed Black.....	Kg	4.63	5.25	4.97	6.04	6.07	3.96	5.05	3.63	4.79	4.03	5.20	5.18	3.68	4.57	4.70	
Sesame Seed.....	Kg	-	-	-	-	-	4.13	3.87	5.39	6.06	-	-	-	4.04	5.40	5.19	
Sunflower.....	Kg	4.48	3.03	5.20	3.76	3.91	-	1.23	-	4.95	-	-	-	1.92	1.68	2.60	
Castor Beans.....	Kg	1.09	2.31	1.60	1.30	2.63	.95	2.62	.89	.92	-	1.28	-	1.03	2.15	1.69	
Rape Seed.....	Kg	3.75	3.92	5.60	4.52	4.31	4.32	4.06	2.56	4.40	2.30	3.37	4.26	3.96	4.33	3.87	
Ground Nut Shelled.....	Kg	-	5.42	6.75	5.80	5.53	-	5.00	-	-	-	-	6.00	-	-	5.74	
<b>PREPARED CEREAL PRODUCTS</b>																	
Spaghetti (Local) Without Egg....	Kg	5.79	4.87	5.02	5.39	6.22	4.72	5.68	5.50	5.72	5.00	5.00	-	5.03	-	5.35	
Pastini.....	Kg	-	8.00	8.83	7.00	8.00	-	6.00	7.24	-	-	-	-	-	-	7.70	
Macaroni (Local) Without Egg....	Kg	4.98	5.03	5.01	5.16	5.29	5.00	5.83	5.88	5.69	5.02	5.06	5.44	5.75	-	5.35	
'Fafa' Flour.....	kg	4.00	8.96	-	8.00	8.03	7.25	-	10.00	-	8.00	9.67	-	10.00	9.20	8.37	
'Dube' Flour.....	kg	-	5.25	5.36	5.09	5.14	6.00	-	5.21	4.05	-	6.00	-	-	-	5.16	
<b>BREAD AND OTHER PREPARED FOODS</b>																	
'Enjera' ('Teff' Mixed).....	325gm	.85	.60	.68	.87	.81	.46	.61	.37	.98	.43	.59	.89	.62	.62	.64	
'Dabo' (Traditional Ambasha)..	350gm	-	.86	.61	-	.97	-	-	-	-	.30	-	.80	-	-	.79	
'Dabo' (Traditional Sheleto)..	350gm	.48	.70	.39	.84	1.05	.35	-	-	-	.54	.42	.75	.47	-	.51	
Bread Wheat (Bakery).....	350gm	1.27	.78	1.24	1.18	1.13	.67	1.72	1.28	1.58	1.44	1.14	.87	1.05	-	1.19	

Table 1 Part 5 :- (Cont'd) Quarterly Average Retail Price of Goods and Services in Rural Areas by Killil and Zone

April 2000 - June 2000  
Miazia 1992 - Sene 1992

		P R I C E I N B I R R														
		K I L L I L A N D Z O N E S														
ITEM	UNIT	S O U T H E R N N A T I O N A L I T I E S A N D P E O P L E S ' R E G I O N													SNNPR Average	
		Gurage	Hadiya	Kembata Alaba Tembaro	Sidama	Gedeo	Semen Omo	Debub Omo	Keficho Shekicho	Bench Maji	Yem Spec. Wereda	Amaro Spec. Wereda	Burji Spec. Wereda	Konso Spec. Wereda		Dirashe Special Wereda
<b>MEAT</b>																
Beef .....	Kg	10.82	13.00	13.78	7.97	10.14	9.47	12.53	9.79	9.03	7.35	8.77	15.00	5.28	8.87	10.02
<b>FISH AND FISH PRODUCTS</b>																
Fish Fresh.....	Kg	-	-	-	-	-	-	-	-	-	-	1.49	-	1.13	1.19	1.31
Sardines (Imported).....	125gm	-	6.11	5.00	-	-	-	-	-	-	-	-	-	7.42	-	6.17
<b>DIARY PRODUCTS AND EGG</b>																
Cow Milk (Unpasteurized).....	Lt	2.99	2.22	3.04	-	2.83	-	1.91	1.79	1.46	-	4.13	3.32	-	2.42	2.56
Cow Milk (pasteurized).....	Lt	3.03	-	-	-	-	-	-	-	-	-	-	-	-	-	3.03
Camel Milk.....	Lt	-	-	-	-	-	-	-	-	-	-	-	4.16	-	-	4.16
Goat Milk.....	Lt	-	-	-	-	-	-	-	-	-	-	-	-	-	-	-
Powdered Milk (Edget).....	450gm	-	18.40	16.42	15.40	15.36	-	-	-	-	-	-	16.94	20.00	-	16.60
Yoghurt (Traditional).....	Lt	-	3.85	4.03	3.93	4.36	-	3.49	2.50	2.87	-	-	-	-	-	3.49
Cheese Cottage.....	Kg	6.61	6.05	5.53	-	6.52	3.82	5.86	3.39	4.07	4.27	-	-	-	-	5.05
Egg (Traditional).....	Dozen	3.95	3.87	3.67	3.77	4.84	3.46	2.92	3.71	3.53	3.57	3.05	3.51	2.69	2.75	3.59
<b>OILS AND FATS</b>																
Butter Unrefined.....	Kg	27.21	24.92	24.95	26.48	34.06	22.10	17.87	20.91	19.87	25.44	28.41	27.40	24.57	26.30	24.48
Cooking Oil (Imported).....	Lt	13.44	13.85	14.69	14.00	12.39	13.62	17.07	15.56	15.04	15.00	15.00	13.09	13.32	14.25	14.47
Cooking Oil (Local).....	Lt	13.76	15.11	13.83	13.31	13.31	16.34	22.20	14.17	14.64	13.77	16.35	15.48	-	15.00	14.25

Table 1 Part 5 :- (Cont'd) Quarterly Average Retail Price of Goods and Services in Rural Areas by Killilil and Zone

April 2000 - June 2000  
Miazia 1992 - Sene 1992

## PRICE IN BIRR

		KILLILIL AND ZONES														
		SOUTHERN NATIONS, NATIONALITIES AND PEOPLES' REGION														
ITEM	UNIT	Gurage		Kembata	Sidama		Semen	Debub	Keficho	Bench	Yem	Amaro	Burji	Konso	Dirashe	SNNPR Average
		Hadiya	Alaba	Gedeo	Omo	Omo	Shekicho	Maji	Spec. Wereda	Spec. Wereda	Spec. Wereda	Spec. Wereda	Special Wereda			
<b>VEGETABLES AND FRUITS</b>																
<b>VEGETABLES (FRESH)</b>																
Ethiopian Kale.....	Kg	1.11	.56	.67	.58	1.07	.75	.44	.37	.39	.69	.49	.51	.26	.39	.63
Cabbage.....	Kg	2.97	2.21	1.47	2.60	1.46	1.93	.98	.72	1.37	-	-	-	.78	-	1.75
Lettuce.....	Kg	-	-	-	-	-	-	-	-	-	-	-	-	-	-	1.19
Spinach.....	Kg	1.19	-	-	-	-	-	-	-	-	1.16	-	-	3.08	-	1.92
Carrot.....	Kg	1.07	3.16	1.54	-	2.12	1.48	1.96	1.28	-	-	-	-	-	-	1.81
Tomatoes.....	Kg	1.58	1.79	1.81	1.43	1.84	3.02	1.84	2.24	1.57	1.37	1.49	2.01	2.41	1.67	3.24
Onions.....	Kg	2.46	2.95	2.80	2.97	3.11	4.02	3.01	4.72	4.00	3.18	3.12	2.25	2.79	2.32	6.17
Garlics.....	Kg	4.57	5.20	4.26	5.97	4.98	4.82	10.27	7.95	7.29	5.99	7.18	3.60	9.48	5.51	2.99
Leaks.....	Kg	2.52	5.90	2.96	3.00	2.47	-	-	3.06	2.72	-	-	-	-	-	2.75
Pepper Green.....	Kg	3.61	4.89	4.18	3.70	3.46	2.23	2.00	2.26	2.70	2.45	1.85	1.39	2.67	-	.45
Pumpkin.....	Kg	.65	.55	.46	-	-	1.05	.31	.35	.60	-	.31	-	.32	.37	-
Green Peas.....	Kg	-	-	-	-	-	-	-	-	-	-	-	-	-	-	-
Beet Root.....	Kg	1.85	1.52	1.01	2.05	1.24	1.20	1.62	.97	2.36	1.31	-	1.67	1.38	1.02	1.35
Cauliflower.....	Kg	-	-	-	-	-	-	-	-	-	-	.51	-	-	-	.51
<b>FRUITS FRESH</b>																
Banana.....	Kg	1.47	1.57	1.13	1.10	1.30	.57	.77	.73	.48	1.13	.50	1.11	.89	.80	.96
Orange.....	Kg	1.20	1.57	1.08	1.32	2.15	.69	.93	.75	.35	.62	.94	.92	1.34	1.41	1.10
Lemon.....	Kg	1.05	2.43	1.88	2.30	3.17	1.21	.70	1.67	1.84	.92	.46	.97	.64	.74	1.47
Mandarine.....	Kg	-	-	-	-	-	1.08	-	1.94	-	-	-	-	-	-	1.72
Papaya.....	Kg	1.26	1.02	.85	.43	-	.68	.40	.27	.35	.51	.24	.58	.57	.44	.57
Grapes.....	Kg	-	-	-	-	-	-	-	-	-	-	-	-	-	-	-
Avocado.....	Kg	4.56	1.76	2.05	1.79	1.47	1.37	6.70	-	1.35	-	2.52	2.96	4.72	2.00	1.84
Mango.....	Kg	1.78	1.61	3.08	-	1.55	1.76	1.50	1.03	.71	2.22	2.12	-	2.19	2.04	1.64
Cactus.....	Kg	-	-	-	-	-	-	-	-	-	-	-	-	-	-	-

Table 1 Part 5 :- (Cont'd) Quarterly Average Retail Price of Goods and Services in Rural Areas by Killilil and Zone

April 2000 - June 2000  
Miazia 1992 - Sene 1992

PRICE IN BIRR

KILLILIL AND ZONES

ITEM	UNIT	SOUTHERN NATIONS, NATIONALITIES AND PEOPLES' REGION														SNNPR Average
		Gurage	Hadiya	Kembata Alaba Tembaro	Sidama	Gedeo	Semen Omo	Debut Omo	Keficho Shekicho	Bench Maji	Yem Spec. Wereda	Amaro Spec. Wereda	Burji Spec. Wereda	Konso Spec. Wereda	Dirashe Special Wereda	
<b>SPICES</b>																
Pepper Whole.....	Kg	12.50	15.01	14.80	15.95	15.72	16.31	-	10.75	7.51	-	10.00	-	-	-	14.57
Black Pepper(Local).....	Kg	-	25.67	-	20.00	12.83	-	-	-	-	-	-	-	-	-	25.15
Long Pepper(Local).....	Kg	18.40	30.00	24.40	-	14.01	6.56	-	-	36.67	37.50	-	-	-	-	16.72
White Cumin(Bishop's Weed) Local.	Kg	10.87	10.09	11.55	8.66	9.35	11.32	12.27	6.40	9.03	7.13	12.05	-	-	-	10.12
Black Cumin(Local).....	Kg	11.45	10.40	10.14	8.62	10.50	8.55	12.99	7.35	9.91	10.44	9.92	14.77	11.76	11.17	10.27
Ginger Dry(Local).....	Kg	-	-	-	4.74	1.38	.64	3.57	-	-	-	-	-	-	-	2.76
Ginger Wet(Local).....	Kg	2.53	2.03	1.25	2.12	1.63	1.40	2.53	2.05	1.67	2.63	1.87	2.82	3.74	2.17	2.05
Cloves(Imported).....	Kg	50.00	-	-	-	60.00	-	-	-	70.38	66.51	50.00	-	60.41	-	62.92
Cinnamon(Imported).....	Kg	83.33	65.33	-	50.00	-	-	-	54.67	65.85	-	-	-	-	-	65.45
Cardamon(Local).....	Kg	24.51	17.98	25.28	18.79	19.26	20.44	13.02	13.49	4.52	25.00	21.04	21.43	19.44	10.00	20.59
Tumeric Flour(Local).....	Kg	5.92	5.15	6.39	6.35	5.83	7.57	9.42	4.91	5.14	4.32	8.37	6.06	10.98	8.35	6.29
Chillies Whole.....	Kg	17.01	17.87	15.76	11.60	14.83	11.18	5.21	7.45	11.22	13.93	6.98	-	18.89	21.77	14.13
Basil Dry.....	Kg	2.33	6.02	5.56	6.18	4.35	-	1.00	4.29	6.33	-	-	-	3.33	.95	4.98
<b>POTATOES, OTHER TUBERS AND STEMS</b>																
Potato.....	Kg	1.19	.84	1.08	1.01	1.54	.75	1.11	1.55	1.88	1.46	-	1.25	.91	1.14	1.17
Sweet Potato.....	Kg	-	.53	.71	.71	.89	.54	.85	.63	.61	-	.47	1.74	.43	.71	.67
'Kocho' (Unprocessed).....	Kg	.57	.50	.78	.67	.70	.60	.42	.55	.12	.16	.52	.92	.62	.44	.59
'Bula'.....	Kg	2.62	1.50	2.21	1.10	1.19	2.10	-	1.30	4.94	2.12	1.98	1.15	1.35	1.50	1.89
<b>COFFEE, TEA, CHAT AND BUCK-THORN LEAVES</b>																
Tea Leaves(Local).....	100gm	2.01	2.00	1.99	2.11	2.11	1.99	2.33	2.20	2.25	2.23	2.24	2.43	2.04	2.00	2.12
Coffee Whole.....	Kg	7.64	5.66	4.40	4.38	4.22	4.64	3.74	4.59	3.54	4.98	3.96	5.38	3.53	4.28	4.81
Coffee Beans.....	Kg	12.58	11.53	10.78	9.24	10.00	10.13	7.57	8.33	6.98	12.69	10.46	9.51	7.43	11.31	9.90
Coffee Leaves.....	Kg	.97	-	1.20	-	-	10.00	1.42	1.02	.72	-	-	-	.61	1.36	1.14
Buck Thorn Leaves.....	Kg	2.87	1.86	2.84	-	-	-	-	-	-	-	-	.58	2.25	.90	2.59
'Chat'.....	Kg	5.51	3.95	4.95	3.91	3.85	1.06	1.49	2.23	2.08	3.57	1.03	1.96	2.88	4.97	3.69

Table 1 Part 5 :- (Cont'd) Quarterly Average Retail Price of Goods and Services in Rural Areas by Killil and Zone

 April 2000 - June 2000  
 Miazia 1992 - Sene 1992

## PRICE IN BIRR

ITEM	UNIT	KILLIL AND ZONES													SNMPR Average	
		SOUTHERN NATIONS, NATIONALITIES AND PEOPLES' REGION														
		Gurage	Hadiya	Kembata Alaba Tembaro	Sidama	Gedeo	Semen Omo	Debab Omo	Keficho Shekicho	Bench Maji	Yem Spec. Wereda	Amaro Spec. Wereda	Burji Spec. Wereda	Konso Spec. Wereda		Dirashe Special Wereda
Malt-Barley.....	Kg	2.73	3.10	3.20	3.01	2.93	3.93	-	1.74	2.27	3.40	-	2.91	-	2.97	
Malt-Wheat.....	Kg	2.82	2.89	2.86	3.74	3.46	5.98	-	-	-	-	-	-	-	3.17	
<b>OTHER FOOD ITEMS</b>																
Salt.....	Kg	1.58	1.66	1.73	1.74	2.21	1.94	2.27	2.00	1.99	1.73	2.25	3.03	1.60	1.82	1.93
Sugar.....	Kg	5.91	6.45	5.96	5.66	5.49	6.00	6.40	6.48	6.00	6.15	6.21	7.86	6.67	6.65	6.13
Honey.....	Kg	10.89	9.73	10.15	9.02	9.92	12.17	9.69	7.95	6.41	8.49	-	8.95	10.58	7.42	9.39
Canned Tomato (Local).....	410gm	8.78	6.75	6.73	-	5.66	6.67	11.71	-	8.27	7.00	-	8.78	10.57	-	7.66
<b>FOOD TAKEN AWAY FROM HOME</b>																
Cup of Tea.....	No	.24	.23	.29	.24	.27	.23	.28	.25	.27	.26	.28	.25	.30	.24	.26
Cup of Coffee.....	No	.63	.74	.71	.70	.69	.60	.47	.44	.47	.60	.49	.60	.50	.50	.59
Cup of Milk.....	No	.98	.74	.94	.97	.87	.75	1.00	.75	.56	-	-	-	-	-	.79
'Key Wot Yebere'.....	One Meal	3.28	3.76	4.48	4.22	6.00	3.32	4.23	3.33	3.57	-	4.50	4.00	2.63	2.79	3.94
'Key Wot Yebeg/Yefyel'.....	One Meal	3.75	4.06	5.12	6.00	5.69	3.39	4.17	3.63	3.77	4.20	4.80	4.22	2.54	2.69	4.06
<b>COST OF MILLING</b>																
Cereals.....	100Kg	10.67	13.16	12.56	17.17	15.45	15.71	19.73	17.16	15.47	10.33	21.43	17.05	16.42	15.00	15.23
Pulses.....	100Kg	11.00	12.84	13.18	24.00	17.22	19.17	17.81	17.21	16.55	10.41	20.00	-	10.00	-	15.53
Pepper Whole.....	100Kg	90.00	71.11	114.13	100.00	63.00	-	-	79.00	83.33	-	-	-	-	-	88.42
<b>BEVERAGES - NON ALCHOLIC</b>																
Ambo Mineral Water.....	500cc	1.82	1.84	1.96	2.04	2.10	1.80	2.65	2.71	2.68	2.00	2.19	2.50	2.50	2.00	2.15
Bure Mineral Water.....	500cc	2.00	1.73	1.89	-	2.00	-	-	2.50	2.98	-	-	-	-	-	2.22
Coca Cola/Fanta.....	300cc	1.83	1.83	1.97	2.02	2.00	2.08	3.15	2.30	2.20	2.11	2.13	2.50	2.23	2.22	2.12
Pepsi Cola/Mirinda.....	300cc	1.83	1.87	1.95	2.02	1.99	2.11	3.11	2.40	2.40	2.09	2.17	2.50	2.28	2.14	2.15

Table 1 Part 5 :- (Cont'd) Quarterly Average Retail Price of Goods and Services in Rural Areas by Killilil and Zone

April 2000 - June 2000  
Miazia 1992 - Sene 1992

## P R I C E I N B I R R

## K I L L I L A N D Z O N E S

ITEM	UNIT	S O U T H E R N N A T I O N A L I T I E S A N D P E O P L E S ' R E G I O N													SNNPR Average	
		Gurage	Hadiya	Kembata Alaba Tembaro	Sidama	Gedeo	Semen Omo	Debub Omo	Keficho Shekicho	Bench Maji	Yem Spec. Wereda	Amaro Spec. Wereda	Burji Spec. Wereda	Konso Spec. Wereda		Dirashe Special Wereda
<b>BEVERAGES - ALCOHOLIC</b>																
Araki (Local).....	900cc	26.74	29.45	25.62	28.07	25.75	30.33	30.50	28.92	31.40	-	28.50	-	25.28	28.85	27.62
Cognac (Local).....	900cc	28.00	29.56	27.24	25.22	26.42	-	-	30.00	-	-	-	-	-	-	27.07
Brandy (Local).....	900cc	26.62	30.11	26.81	25.17	26.29	-	-	30.00	-	-	-	-	25.28	-	26.74
Gin (Local).....	900cc	25.36	29.21	26.42	26.45	25.71	30.33	31.57	29.04	29.54	25.86	29.00	28.67	25.39	29.66	27.85
Saris Wine (Normal).....	750cc	5.68	6.26	5.78	5.92	6.21	8.00	5.52	6.66	8.54	8.00	-	-	6.16	-	6.53
'Katikalla'.....	Lt	6.04	7.21	7.61	5.25	4.33	6.58	7.61	6.56	4.46	5.70	3.00	2.87	5.58	6.60	5.98
Beer (Bedele).....	330cc	3.24	3.00	3.04	3.14	3.11	3.15	4.04	2.99	3.55	3.22	3.05	3.50	3.05	3.23	3.26
Beer (Harar).....	330cc	3.17	3.00	3.08	3.17	3.08	3.01	4.04	-	3.50	-	3.00	3.50	3.08	3.15	3.24
Beer (Meta Abo).....	330cc	3.28	3.03	3.07	3.23	3.10	3.09	3.50	3.25	3.32	3.00	3.21	3.50	-	3.00	3.16
'Tella'.....	Lt	.78	.86	.76	.70	.71	.75	1.20	.74	.99	.66	.94	.82	.81	.72	.83
'Tej' (Mead).....	Lt	1.89	1.97	1.70	1.80	1.75	1.55	3.33	2.00	1.98	2.16	1.17	1.37	2.27	2.21	2.00
<b>CIGARETTES AND TOBACCO</b>																
<b>CIGARETTES</b>																
Nyala.....	Packet	4.53	4.42	4.41	4.43	4.37	4.74	4.97	4.81	4.88	4.76	4.69	4.70	4.49	4.75	4.62
Gissila.....	Packet	1.24	1.37	1.84	1.44	1.88	1.33	2.00	1.54	1.83	1.16	1.93	-	-	-	1.54
Rothmans.....	Packet	8.21	8.18	8.91	9.67	9.50	8.00	10.00	9.91	10.00	8.00	9.11	9.14	8.11	-	9.02
<b>TOBACCO</b>																
'Gaya'.....	Kg	1.89	8.69	8.07	30.00	-	6.94	9.69	5.11	8.35	8.06	-	7.29	-	-	8.07

Table 1 Part 5 :- (Cont'd) Quarterly Average Retail Price of Goods and Services in Rural Areas by Killil and Zone

April 2000 - June 2000  
Miazia 1992 - Sene 1992

		P R I C E   I N   B I R R														
		K I L L I L   A N D   Z O N E S														
		S O U T H E R N   N A T I O N A L I T I E S   A N D   P E O P L E S ' R E G I O N														
ITEM	UNIT	Gurage	Hadiya	Kembata Alaba Tembaro	Sidama	Gedeo	Semen Omo	Debub Omo	Keficho Shekicho	Bench Maji	Yem Spec. Wereda	Amaro Spec. Wereda	Burji Spec. Wereda	Konso Spec. Wereda	Dirashe Special Wereda	SNNPR Average
		<b>CLOTHING AND FOOT WEAR</b>														
<b>CLOTHING</b>																
Abujedid(Akaki/Bahir Dar)91cm.	Meter	3.46	3.31	4.51	4.59	3.38	-	4.25	5.08	4.70	3.44	4.63	-	3.82	-	4.24
Abujedid(Komb./Arba Min.)150cm	Meter	4.64	5.59	5.12	5.52	5.28	5.44	6.00	6.75	6.65	5.54	6.38	-	4.88	5.50	5.54
Khaki(S-10,000 Twil)110cm.....	Meter	-	13.50	8.22	15.00	-	-	-	-	-	-	-	-	-	-	10.53
Khaki(Akaki)91cm.....	Meter	-	10.88	6.00	-	6.25	-	-	-	-	-	-	-	15.83	-	8.66
Wool-England 100%.....	Meter	-	-	-	-	-	-	-	-	-	-	-	-	-	-	-
Tetron(Arba Minch).....	Meter	-	15.00	15.33	16.50	-	-	-	30.00	-	-	-	-	-	-	18.68
Poplin(Dire Dawa)105cm.....	Meter	7.50	5.97	5.78	-	5.50	12.00	7.00	-	5.00	6.50	-	-	-	6.00	6.76
Poplin(Komb./Arba Minch)150cm.	Meter	-	11.25	10.62	11.00	11.33	15.00	12.50	10.40	7.50	12.00	-	-	-	-	11.27
Nylon(Mojo).....	Meter	8.88	9.00	9.47	9.93	10.22	10.89	9.28	10.23	9.43	9.86	-	-	-	11.33	9.67
Polyster(Arba Minch/Awasa)....	Meter	-	13.43	15.00	-	14.00	-	19.00	21.90	29.42	-	21.61	-	-	-	19.08
Jersi.....	Meter	12.00	12.50	12.66	20.00	-	13.17	-	14.47	17.50	21.33	-	-	15.00	-	14.65
Cotton.....	Kg	4.45	4.17	-	-	6.27	3.04	2.11	-	-	5.15	4.81	4.07	1.69	2.61	3.27
<b>COST OF TAILORING</b>																
Woolen Suit (Men).....	No	-	216.67	-	-	-	-	-	-	-	-	-	-	-	-	216.67
Khaki Suit (Men).....	No	-	34.11	30.79	49.69	67.78	26.40	67.00	24.67	34.00	27.67	-	33.11	25.00	-	34.97
Khaki Suit (Boys).....	No	-	27.44	21.95	22.31	43.89	18.50	35.00	15.41	23.57	17.60	-	25.44	19.78	-	22.20
<b>READY-MADE / FOR ADULTS</b>																
'Netela'.....	No	21.00	19.25	16.41	16.71	20.78	26.56	18.02	35.92	32.50	13.67	17.89	16.00	15.41	16.83	19.44
'Gabi'.....	No	48.75	55.94	55.15	58.94	80.88	62.22	48.12	73.60	63.75	43.00	44.72	47.67	30.38	40.22	52.97
Shirts Long Sleeved (Local).....	No	35.85	-	30.29	38.50	37.94	-	-	33.13	37.00	36.67	25.50	-	36.75	-	34.74
Shirts Short Sleeved (Local).....	No	21.00	24.00	-	-	-	-	-	24.40	33.75	60.00	26.40	-	32.00	-	28.92
Shirts Long Sleeved (Imported)....	No	51.75	55.56	60.26	70.00	83.81	62.44	58.50	56.26	66.45	65.00	77.50	50.22	66.50	58.13	63.23
Shirts Short Sleeved (Imported)..	No	52.50	-	-	-	87.50	-	-	-	45.00	-	44.17	-	66.75	-	64.09

Table 1 Part 5 :- (Cont'd) Quarterly Average Retail Price of Goods and Services in Rural Areas by Killil and Zone

April 2000 - June 2000  
Miazia 1992 - Sene 1992

PRICE IN BIRR

ITEM	UNIT	KILLIL AND ZONES														SNNPR Average
		SOUTHERN NATIONS, NATIONALITIES AND PEOPLES' REGION														
		Gurage	Hadiya	Kembata Alaba Tembaro	Sidama	Gedeo	Semen Omo	Debub Omo	Keficho Shekicho	Bench Maji	Yem Spec. Wereda	Amaro Spec. Wereda	Burji Spec. Wereda	Konso Spec. Wereda	Dirashe Special Wereda	
Socks (Cotton) Imported.....	Pair	6.79	6.45	7.62	7.56	7.45	9.89	9.40	9.71	8.68	8.86	8.82	9.33	8.20	8.64	8.22
Sweater (Local) Men.....	No	90.00	-	77.50	66.67	-	-	-	31.69	-	-	-	-	-	-	45.11
Sweater (Local) Women.....	No	75.00	31.83	16.00	46.67	45.78	-	-	22.20	-	-	-	-	-	-	36.19
Shash (Imported).....	No	14.86	13.46	17.05	20.47	21.71	23.22	16.44	15.89	17.05	15.36	20.00	19.93	13.90	17.13	
Singlets (Local) White.....	No	-	11.13	10.36	20.79	13.23	10.00	11.11	12.00	12.93	10.80	12.78	-	10.00	11.28	
Jeans Trouser.....	No	76.04	84.67	88.85	78.75	88.89	82.78	125.00	92.93	97.34	85.42	74.00	83.33	112.00	77.00	89.60
Woolen Suit.....	No	-	-	-	-	-	-	-	-	-	-	-	-	-	-	-
'Kemisna Netela'.....	No	-	79.92	134.57	-	135.95	75.00	135.00	119.33	-	62.50	-	106.67	-	-	114.72
Sweater-Men (Imported).....	No	106.00	132.78	125.00	-	108.00	-	-	-	90.00	-	-	-	-	-	115.16
Sweater-Women (Imported).....	No	190.00	140.00	107.80	-	103.61	-	-	-	125.00	92.50	-	-	-	-	113.54
Nylon Dress.....	No	-	-	-	-	24.78	-	-	37.50	49.00	-	-	-	-	-	30.46
Tetron Trouser.....	No	-	-	-	-	-	-	-	30.00	-	-	-	-	-	-	30.00
Leather Jacket.....	No	-	343.00	290.00	-	526.00	-	425.00	-	-	-	-	-	-	-	410.17
Under Wear China.....	No	14.20	17.05	19.42	17.75	21.00	-	26.40	20.11	21.47	-	18.00	-	23.25	23.60	20.75
<b>READY-MADE / FOR CHILDREN</b>																
Sweater (Local) for Boys.....	No	25.50	42.50	17.03	23.33	16.58	-	21.75	18.87	15.00	11.38	-	-	-	-	17.45
Socks (Imported) Cotton.....	Pair	3.50	3.99	6.00	4.88	5.48	8.50	7.33	3.64	5.70	6.38	6.97	-	5.33	6.00	5.59
Jeans Trouser.....	No	40.00	46.11	-	-	59.62	-	-	35.00	-	-	-	-	77.50	-	53.89
Shirt Long Sleeved(Imported)Boys.	No	-	29.00	26.00	-	50.33	-	-	-	-	35.00	-	-	-	-	42.33
Sweater (England) for Girls.....	No	30.00	-	-	-	-	-	-	-	-	-	-	-	-	-	30.00
Short for Boys.....	No	-	-	8.68	-	-	4.33	14.00	5.50	12.97	8.00	12.33	10.17	14.50	9.92	10.41

Table 1 Part 5 :- (Cont'd) Quarterly Average Retail Price of Goods and Services in Rural Areas by Killilil and Zone

April 2000 - June 2000

Miazia 1992 - Sene 1992

Table 1 Part 5 :- (Cont'd) Quarterly Average Retail Price of Goods and Services in Rural Areas by Killilil and Zone

April 2000 - June 2000  
Miazia 1992 - Sene 1992

## P R I C E I N B I R R

ITEM	UNIT	K I L I L I L I A N D Z O N E S													SNPR Average
		S O U T H E R N N A T I O N A L I T I E S A N D P E O P L E S ' R E G I O N													
		Garage	Hadiya	Kembata Alaba Tembaro	Sidama	Gedeo	Semen Omo	Debub Omo	Keficho Shekicho	Bench Maji	Yem Spec. Wereda	Amaro Spec. Wereda	Burji Spec. Wereda	Konso Spec. Wereda	

## FOOTWEAR (MEN AND WOMEN)

Arbessa Leather Shoes Men(Local)Pair	-	-	-	-	-	-	-	-	-	-	-	-	-	-	-	-
Leather Shoes Men (Croft)..... Pair	-	-	-	-	-	-	-	130.00	-	-	-	-	-	-	-	130.00
Walking Shoes(Imp.) Non-Leather Pair	142.50	-	-	-	-	-	-	-	-	-	-	-	-	-	-	142.50
Canvas Shoes (Local) Men..... Pair	20.96	20.47	20.65	24.27	23.18	24.56	25.37	23.43	25.74	22.38	22.67	24.67	22.57	22.60	22.70	
Canvas Shoes (China) Men..... Pair	23.46	17.42	21.52	-	20.67	23.11	-	24.67	27.09	-	26.38	-	-	28.00	23.53	
Plastic Shoes (Local) Women.... Pair	10.47	11.29	11.17	10.85	10.24	11.91	11.85	10.65	11.25	9.63	10.67	11.50	10.56	11.50	10.94	
Slippers Sponge Adult (China).. Pair	9.39	9.41	9.45	9.06	8.08	9.47	10.91	11.94	10.92	9.86	10.38	-	9.93	10.29	9.85	
Boots for Men Plastic (Local).. Pair	40.28	47.25	45.00	-	41.73	-	53.12	48.93	50.00	46.00	45.00	-	-	46.43	46.49	

Table 1 Part 5 :- (Cont'd) Quarterly Average Retail Price of Goods and Services in Rural Areas by Killilil and Zone

April 2000 - June 2000  
Miazia 1992 - Sene 1992

## P R I C E I N B I R R

ITEM	UNIT	K I L L I L A N D Z O N E S													SNNPR Average	
		S O U T H E R N N A T I O N S A N D N A T I O N A L I T I E S P E O P L E S R E G I O N														
		Garage	Hadiya	Kembata Alaba T.	Sidama	Gedeo	Semen Omo	Debub Omo	Keficho Shekicho	Bench Maji	Yem Sp. Wereda	Amaro Spec.	Burji Spec.	Konso Spec.		Derashe Special
<b>CONSTRUCTION MATERIALS, WATER, AND FUEL AND POWER</b>																
<b>CONSTRUCTION MATERIALS</b>																
Cement/Bag/(Local).....	50Kg	35.67	42.14	39.73	41.33	38.55	38.50	52.10	-	59.86	-	43.11	-	-	-	41.68
Lime.....	Kg	.43	.76	1.50	.96	.92	-	-	-	-	-	-	-	-	-	.96
Nail (7cm - 12cm).....	Kg	9.07	8.67	7.58	8.92	8.29	7.33	11.30	9.66	9.28	9.00	8.33	8.94	10.80	9.93	8.90
Nail With Cape.....	Kg	11.81	11.43	11.34	11.46	10.93	10.55	11.54	13.71	12.30	10.95	12.75	13.56	13.85	12.00	11.78
Corrugated Iron Sheet (.2mm).....	No	42.00	41.67	35.50	34.00	41.88	-	-	42.00	-	-	-	-	-	-	40.57
Wood for House Construction ('Atana')..	No	1.72	1.33	2.17	.67	2.21	.56	-	-	-	-	-	1.69	1.44	-	1.62
Wall Paints-Super (Fluid) Normal.....	4Kg	60.00	60.00	60.55	65.33	61.26	62.33	74.30	-	-	-	-	-	-	-	62.50
Wall Paints-Super (Fluid) Plastic....	4Kg	-	91.25	85.20	-	89.47	-	-	-	-	-	-	-	-	-	88.70
Coarse Aggregate Gravel.....	Meter Cube	-	-	-	-	-	-	-	-	-	-	-	-	-	-	-
Hollow Concrete Block(20x20x40 cm Cube)No	2.50	-	2.30	-	2.52	-	3.25	-	-	-	-	-	-	-	-	2.57
Bricks (25cm x 12cm x 6cm).....	No	-	-	-	1.35	-	-	-	-	-	-	-	-	-	-	1.35
Floor Board 4m Length.....	No	-	16.50	17.00	-	18.89	-	-	-	-	-	-	-	-	-	17.46
Iron Pipe 6mt. (1/2 inch Wide) Local..	No	-	44.33	44.33	-	40.44	-	55.00	-	-	-	-	-	-	-	43.65
Chipwood (125cm x 250cm x 8mm).....	No	-	80.00	-	77.89	-	-	-	-	-	-	-	-	-	-	78.73
Sand.....	Meter Cube	-	-	14.28	-	-	-	-	-	-	-	-	-	-	-	14.28
Gutter N° 32.....	Meter	-	16.67	-	29.89	-	-	-	-	-	-	-	-	-	-	26.58
Window Glass (50cm x 50cm x 3mm).....	No	-	-	-	-	-	-	-	-	-	-	-	-	-	-	-
Water Tanker (1meter cube).....	No	-	-	716.67	-	-	-	-	-	-	-	-	-	-	-	716.67
Stone for House Construction..	Meter Cube	-	-	11.83	-	-	-	-	-	-	-	-	-	-	-	11.83
<b>WATER</b>																
Water.....	Meter Cube	6.13	6.58	4.34	7.93	8.02	13.88	9.33	10.80	9.15	3.67	2.50	5.00	10.00	-	6.91

Table 1 Part 5 :- (Cont'd) Quarterly Average Retail Price of Goods and Services in Rural Areas by Killil and Zone

April 2000 - June 2000  
Miazia 1992 - Sene 1992

## P R I C E I N B I R R

K I L L I L A N D Z O N E S														
S O U T H E R N N A T I O N S A N D N A T I O N A L I T I E S P E O P L E S R E G I O N														
ITEM	UNIT											SNNPR Average		
		Gurage	Hadiya	Alaba T.	Sidama	Gedeo	Semen Omo	Debub Omo	Keficho Shekicho	Bench Maji	Yem Sp. Wereda		Amaro Spec.	Burji Spec.

## FUEL AND POWER

Fire Wood.....	Meter Cube	27.89	33.26	43.37	53.86	41.95	39.28	45.60	26.41	30.34	-	10.75	22.65	8.50	39.77	37.19
Charcoal.....	Kg	.89	.92	1.23	1.49	1.13	.58	.56	1.64	1.04	-	.67	-	.33	.91	1.02
Dung Cake.....	Kg	-	-	-	-	-	-	-	-	-	-	-	-	-	-	-
Kerosine.....	Lt	2.47	2.51	2.62	2.44	2.63	3.10	4.26	3.62	3.66	2.59	3.79	3.91	4.72	4.29	3.05
Diesel.....	Lt	2.40	2.59	2.35	2.77	2.47	3.29	4.68	3.87	4.10	2.88	3.94	5.15	5.12	4.43	3.68
Electric.....	K.Watt	-	-	.32	-	.39	.50	.50	-	-	.39	-	-	.83	-	.42
Matches.....	Box	.21	.20	.21	.21	.23	.22	.29	.25	.28	.21	.28	.28	.26	.34	.24
Candles.....	No	.98	1.01	.99	1.00	1.00	.98	1.02	1.00	1.33	1.00	1.00	1.00	1.00	.94	1.04
Buthane Gas (Shell).....	12.5 Kg	-	-	-	-	-	-	-	-	-	-	-	-	-	-	-
Eveready Drycell.....	No	1.85	1.86	1.84	1.77	1.82	1.88	2.36	1.97	2.03	1.78	2.55	2.27	1.98	1.94	2.01

## FURNITURE, FURNISHING, HOUSEHOLD EQUIPMENT AND OPERATION

## CHAIRS, TABLES, ETC.

Table Wanza (Machine made) Varnished..	No	120.00	198.89	165.96	137.78	190.00	164.44	160.00	-	-	-	-	-	-	-	167.99
Table Wanza (Hand made) Not Varnished.	No	-	-	103.84	48.33	-	-	-	-	-	-	-	-	-	97.89	94.18
Chairs Wanza (Machine Made) Varnished.	No	48.33	38.67	43.41	34.13	41.50	39.63	132.50	-	-	-	-	-	-	-	42.65
Chairs Wanza (Hand Made) Varnished....	No	-	27.00	32.00	-	38.00	40.00	110.00	35.00	-	-	47.07	-	-	60.00	38.45
Cupboard Wanza (2 doors) Varnished....	No	-	1283.33	880.00	708.33	708.57	1001.11	-	-	-	-	-	-	-	-	931.88
Double Bed Wanza (120cm) Varnished....	No	350.00	403.33	400.00	348.18	351.67	384.44	472.50	-	-	-	-	-	-	-	382.34
Sofas (Complete).....	No	-	2544.44	3250.00	-	3544.44	-	-	-	-	-	-	-	-	-	3081.82
Book Shelves Wanza (3 Shelves) no Door	No	-	170.00	167.39	155.56	184.44	215.56	-	-	-	-	-	-	-	173.75	175.94

## FURNISHINGS &amp; REPAIRS

Bed Sheet (Non-Patterned Bahir Dar)																
1.90m x 2.50m.....	Pair	46.67	42.11	47.60	45.30	53.50	40.00	38.33	48.20	50.83	55.00	-	-	51.00	55.00	45.35
Bed Sheet(Patterned Kombolcha)																
1.90m x 2.50m.....	Pair	71.50	71.94	85.00	-	79.89	-	-	65.00	-	-	-	-	85.00	55.00	74.71

Table 1 Part 5 :- (Cont'd) Quarterly Average Retail Price of Goods and Services in Rural Areas by Killilil and Zone

April 2000 - June 2000  
Miazia 1992 - Sene 1992

## P R I C E I N B I R R

ITEM	UNIT	K I L L I L A N D Z O N E S													SNNPR Average	
		S O U T H E R N N A T I O N S A N D N A T I O N A L I T I E S P E O P L E S R E G I O N														
		Gurage	Hadiya	Kembata Alaba T.	Sidama	Gedeo	Semen Omo	Debub Omo	Keficho Shekicho	Bench Maji	Yem Sp. Wereda	Amaro Spec.	Burji Spec.	Konso Spec.		Derashe Special
Bed Cover(Patterned Kombolcha).....	No	-	80.00	-	-	55.00	-	-	-	-	-	-	-	-	-	65.00
Blanket Woolen(Debro B.)160cm x 220cm. No	94.00	83.94	88.98	90.64	91.94	93.53	86.10	97.51	85.50	94.80	-	-	-	87.50	90.34	
Mattress-Sponge (A.A Foam) 120cm.....	No	287.50	215.00	280.83	300.00	290.00	275.00	306.67	-	265.00	-	-	290.00	310.00	-	279.37
Towel-Local (Kombolcha).....	No	-	16.46	13.40	-	11.60	-	16.50	-	25.00	-	-	-	19.40	-	15.28
<b>EARTHEN WARE</b>																
Water Pot.....	No	3.20	2.19	3.29	2.44	4.50	1.39	3.44	3.16	4.37	2.80	2.97	2.56	2.94	4.46	3.10
'Jebena' Medium Size.....	No	2.16	2.44	2.04	1.83	2.75	1.20	2.53	2.87	2.71	1.18	2.22	1.67	3.73	3.71	2.23
'Mitad' (Griddle of Clay).....	No	5.23	4.87	4.31	6.18	11.65	3.92	8.74	7.68	9.13	3.95	4.11	3.56	10.98	5.65	6.36
Local Stove '(Lakech).....	No	7.67	7.33	8.05	7.21	8.33	6.92	10.38	15.00	10.82	7.50	10.00	-	10.00	10.50	9.23
Cup for Coffee (China).....	No	1.02	1.08	1.01	1.04	1.05	1.08	1.48	1.09	1.17	1.07	1.05	1.06	1.27	1.13	1.09
<b>STRAW, BAMBOO AND OTHERS</b>																
'Sefed'.....	No	3.33	6.31	7.49	3.83	5.43	5.85	4.23	3.97	4.42	3.21	4.58	-	8.00	-	5.21
Sack 100Kg Capacity.....	No	-	6.19	4.92	5.40	6.42	-	-	-	-	-	5.00	4.50	-	-	5.56
<b>METAL WARE</b>																
Cooking Pan Medium (Local).....	No	25.80	25.81	26.65	32.67	24.76	29.69	34.33	25.90	32.39	24.18	-	23.22	32.65	36.71	28.22
Tray (Nickel) Medium N° 45 Local.....	No	12.00	16.72	15.00	17.67	34.50	-	-	30.00	25.00	-	-	-	-	-	19.99
Electric 'Mitad' Aluminium.....	No	-	349.44	-	-	-	-	-	-	-	-	-	-	-	-	349.44
Gas Stove (Kerosine) China.....	No	43.40	38.25	42.32	43.56	39.89	38.50	44.00	42.33	-	45.00	45.67	40.89	43.00	-	41.84
<b>PLASTIC WARE (LOCAL MADE)</b>																
Jerrycan (20 Litres).....	No	23.96	23.98	27.93	25.06	22.72	24.50	28.67	-	29.92	-	21.71	-	26.13	25.50	26.08
Bucket (20 Litres).....	No	16.28	17.72	16.66	17.17	16.15	15.88	20.08	17.84	17.81	18.31	16.00	-	16.88	17.50	17.36

Table 1 Part 5 :- (Cont'd) Quarterly Average Retail Price of Goods and Services in Rural Areas by Killilil and Zone

April 2000 - June 2000  
Miazia 1992 - Sene 1992

## P R I C E I N B I R R

ITEM	UNIT	K I L L I L A N D Z O N E S													SNKPR Average	
		S O U T H E R N N A T I O N S A N D N A T I O N A L I T I E S P E O P L E S R E G I O N														
		Gurage	Hadiya	Kembata Alaba T.	Sidama	Gedeo	Semen Omo	Debub Omo	Keficho Shekicho	Bench Maji	Yem Sp. Wereda	Amaro Spec.	Burji Spec.	Konso Spec.		Derashe Special
<b>GLASS WARE</b>																
Glass for Tea (Durablex).....	No	3.13	3.06	2.65	3.05	3.00	2.98	1.56	3.48	3.13	3.50	2.80	3.11	3.04	2.00	3.01
<b>OTHER HOUSEHOLD EQUIPMENT</b>																
Kerosine Lamp.....	No	22.77	23.37	21.40	24.49	20.34	23.50	26.24	24.55	20.14	20.14	23.50	25.33	20.71	21.50	22.62
'Kuraz' Small Local Kerosine Lamp.....	No	1.50	.90	.95	.89	1.03	1.02	.96	1.00	.99	.99	1.00	1.00	.97	1.00	1.02
Flash Light.....	No	6.33	6.07	6.18	6.27	6.17	6.20	6.63	6.22	6.32	6.16	6.70	6.33	6.76	6.09	6.28
Electric Bulb Philips(40/60 Watt).....	No	3.25	3.42	3.55	3.00	3.25	-	2.95	3.09	-	-	-	-	3.00	-	3.21
<b>HOUSEHOLD OPERATION</b>																
Hard Soap (Local).....	200gm	1.53	1.67	1.74	1.74	1.84	1.78	1.96	2.00	1.95	1.91	2.13	1.96	1.84	1.96	1.79
Hard Soap (Imported).....	200gm	2.64	2.55	2.74	2.68	2.57	2.56	2.59	2.57	2.67	2.49	2.74	2.57	2.53	2.58	2.62
Detergent (Omo).....	50gm	1.40	1.22	1.41	1.37	1.18	1.50	1.36	1.63	1.43	1.75	1.45	1.25	1.40	1.60	1.37
Incense.....	Kg	-	6.05	11.58	7.51	7.05	-	11.60	7.24	9.67	-	-	7.80	1.49	10.00	8.08
Sandal Wood.....	No	.25	.24	.26	.25	.25	.32	.43	.27	.28	.24	.39	.30	.34	.34	.29
Toilet Paper (Mamko).....	Roll	3.00	3.08	3.02	3.00	3.17	3.00	3.41	3.22	3.45	3.09	-	3.00	3.00	3.00	3.12
<b>DRY CLEANING</b>																
Dry Cleaning (Suit Men).....	No	-	-	15.00	-	12.00	-	12.00	-	-	-	-	-	-	-	13.20
<b>DOMESTIC SERVICE</b>																
Maid Servant.....	Month	24.29	31.44	23.81	37.79	49.20	18.28	21.63	23.43	26.59	14.26	32.19	51.11	29.08	28.06	27.23
Unskilled Service (Daily Laborer)....	Day	6.11	5.61	6.49	6.35	6.57	5.42	5.00	6.50	6.74	5.09	6.44	5.18	6.22	4.63	6.12

Table 1 Part 5 :- (Cont'd) Quarterly Average Retail Price of Goods and Services in Rural Areas by Killil and Zone

April 2000 - June 2000  
Miazia 1992 - Sene 1992

## P R I C E I N B I R R

ITEM	UNIT	K I L L I L A N D Z O N E S												SNMPR Average		
		S O U T H E R N N A T I O N S A N D N A T I O N A L I T I E S P E O P L E S R E G I O N														
		Garage	Hadiya	Kembata Alaba T.	Sidama	Gedeo	Semen Omo	Debub Omo	Keficho Shekicho	Bench Maji	Yem Sp. Wereda	Amaro Spec.	Burji Spec.		Konso Spec.	Derashe Special
<b>MEDICAL CARE</b>																
Ampicillin(250 mg) Local.....	56 Caps	19.47	19.19	17.76	20.46	22.15	21.60	21.43	20.46	20.53	14.76	25.29	18.50	22.40	20.77	20.06
Dichlorophine(500 mg) Local.....	6 Pills	1.44	1.55	1.61	1.62	1.75	1.37	2.04	2.20	1.64	-	1.50	-	2.00	1.83	1.66
Tetracycline(250mg) Local.....	56 Caps	10.38	10.69	10.31	9.34	11.71	10.33	12.36	11.31	11.39	10.81	10.42	9.83	10.27	10.50	10.72
Penicillin Injection(4 Mu. Local).	Bottle	4.38	4.26	4.47	4.16	4.28	4.53	5.08	4.81	4.34	3.21	3.89	5.00	6.00	4.29	4.40
Chloramphenicol(250mg) Local.....	56 Caps	18.66	12.89	12.62	22.50	16.63	20.30	19.13	19.80	12.09	13.55	21.33	-	-	16.80	15.32
Dipron(500mg) Local.....	20 Pills	2.46	2.99	2.80	2.78	3.88	3.43	4.22	3.50	2.90	1.85	3.59	2.08	2.92	3.12	3.12
Cough Syrup (Berantine) Local.....	125cc	9.00	8.73	8.06	8.21	9.78	9.36	11.92	8.38	9.97	6.00	10.08	9.50	10.67	10.00	9.04
Bactrim(480mg) Local.....	30 Pills	11.10	8.38	11.00	11.00	15.00	14.00	15.57	8.57	3.88	5.35	14.57	-	-	9.00	11.52
Vermox(100mg) Local.....	12 Pills	2.17	2.20	2.92	3.53	3.47	4.00	5.40	3.05	2.85	1.15	3.67	2.58	3.25	3.00	3.17
Mezel(250mg) Local.....	30 Caps	5.42	5.14	5.19	4.93	6.29	5.68	8.60	5.58	5.52	4.11	6.66	5.00	6.33	5.77	5.68
Asprin (300 mg) Local.....	20 Pills	2.00	2.56	2.07	2.49	2.95	3.48	3.18	2.91	2.62	.70	3.21	1.83	2.52	2.00	2.58
<b>OTHER MEDICAL EXPENSES</b>																
Doctor's Fee (Government).....	per visit	2.00	1.03	.77	-	3.00	-	-	.71	.73	.50	-	1.00	-	-	.96
Doctor's Fee (Private).....	per visit	2.00	10.00	7.27	-	10.00	-	7.50	-	4.36	-	-	-	-	-	7.34
Injection (Service Charge).....	Once	.57	.93	1.07	1.03	1.00	.68	-	.50	.69	.50	-	1.00	-	.75	.87
<b>TRANSPORT AND COMMUNICATION</b>																
<b>TRANSPORT</b>																
Benzene.....	Lt	-	3.03	3.58	-	3.04	-	4.00	-	-	-	3.33	4.44	3.48	-	3.36
Motor Oil (Mobil).....	Lt	-	17.19	19.15	-	18.80	16.00	20.00	-	-	-	20.70	-	-	-	18.46
Car Washing and Greasing.....	No	-	25.00	32.50	-	23.33	-	-	-	-	-	-	-	-	-	25.00
Animal Transport fare.....	Trip	-	9.37	12.00	-	12.41	26.78	27.33	21.31	21.60	22.50	-	-	-	-	18.65
Cart Fare.....	Trip	-	1.67	.63	-	1.00	-	-	-	-	-	-	-	-	-	.98

Table 1 Part 5 :- (Cont'd) Quarterly Average Retail Price of Goods and Services in Rural Areas by Killil and Zone

April 2000 - June 2000  
Miazia 1992 - Sene 1992

## P R I C E I N B I R R

## K I L L I L A N D Z O N E S

## S O U T H E R N N A T I O N A L I T I E S A N D N A T I O N A L I T I E S P E O P L E S R E G I O N

ITEM	UNIT	S O U T H E R N N A T I O N A L I T I E S A N D N A T I O N A L I T I E S P E O P L E S R E G I O N												Average	
		Gurage	Hadiya	Kembata Alaba T.	Sidama	Gedeo	Semen Omo	Debub Omo	Keficho Shekicho	Bench Maji	Yem Sp. Wereda	Amaro Spec.	Burji Spec.		Konso Spec.
<b>ENTERTAINMENT AND EDUCATION</b>															
<b>EQUIPMENT AND ACCESSORIES</b>															
T.V. Set Philips 21 inch(Colored)..... No	-	-	-	-	3533.33	-	-	-	-	-	-	-	-	-	3533.33
Cassette Recorded Original(Local Music)No	-	-	13.00	13.00	13.00	-	13.60	13.44	13.40	13.00	-	13.00	13.00	13.25	13.20
Radio Set Philips 3 Band..... No	-	-	-	-	-	-	177.50	155.00	-	-	-	-	140.00	-	165.71
Tape Recorder National (2 Speaker).... No	-	-	-	-	-	-	-	-	-	-	-	-	-	-	-
Expense for Photograph(Passport size)4Pho	4.50	3.00	3.71	4.00	3.42	4.00	3.00	-	5.00	3.00	-	3.00	-	-	3.58
Newspaper (Addis Zemen)..... No	-	1.00	-	-	.50	-	-	-	-	-	-	-	-	-	.69
<b>EDUCATION</b>															
Exercise Book (50 Leaves) Local..... No	1.97	1.68	1.76	1.91	1.89	2.06	2.12	2.00	2.08	1.88	2.05	2.00	1.94	2.00	1.94
Pencil (China)..... No	.26	.26	.29	.29	.26	.29	.34	.28	.27	.24	.33	.32	.28	.28	.28
Ball Point-Bic England..... No	1.03	1.09	1.10	1.05	1.04	1.00	1.01	1.08	1.00	1.04	1.01	1.05	1.00	1.00	1.04
Day School Fee-Public(Grade 7 & 8)..Month	-	17.00	-	-	-	-	-	-	-	-	-	-	-	-	17.00
Day School Fee-Private(Grade 9-12)..Month	-	-	-	-	-	-	-	-	-	-	-	-	-	-	-
Night School Fee-Government(Gr.9-12)Month	-	17.00	20.00	-	25.80	-	16.33	20.00	-	-	21.00	18.00	20.00	17.50	19.95
<b>PERSONAL CARE AND EFFECTS</b>															
<b>PERSONAL CARE</b>															
Lux Toilet Soap..... 90gm	3.60	3.14	3.60	3.47	3.52	3.40	3.60	3.59	3.56	-	-	3.60	3.56	3.52	3.50
Blade-TOPAZ..... No	.25	.26	.25	.26	.26	.28	.30	.29	.30	.26	.34	.30	.27	.28	.28
Hair Dressing (Traditional)..... No	1.17	1.23	3.44	1.35	3.56	-	-	-	-	-	-	-	-	-	2.53
Hair Dressing (Modern)..... No	-	5.08	9.28	6.67	7.76	6.25	4.33	-	9.00	-	7.44	-	-	-	7.54
Barbery (Mens Hair Cut)..... No	2.08	1.33	1.80	1.34	2.05	1.01	2.64	2.50	3.13	2.83	3.00	3.00	-	-	1.84
Paraffin Hair Oil..... 330cc	7.81	7.80	8.08	8.00	7.98	8.50	9.60	9.48	9.34	8.71	7.61	8.78	14.85	8.75	8.44
Zenith Hair Oil..... 330cc	8.02	8.07	8.06	8.24	8.05	8.74	9.94	9.18	9.28	8.78	8.75	8.67	8.20	8.38	8.48

Table 1 Part 5 :- (Cont'd) Quarterly Average Retail Price of Goods and Services in Rural Areas by Killil and Zone

April 2000 - June 2000  
Miazia 1992 - Sene 1992

## P R I C E I N B I R R

ITEM	UNIT	K I L L I L A N D Z O N E S														SNPR Average
		S O U T H E R N N A T I O N S A N D N A T I O N A L I T I E S P E O P L E S R E G I O N														
		Gurage	Hadiya	Kembata Alaba T.	Sidama	Gedeo	Semen Omo	Debut Omo	Keficho Shekicho	Bench Maji	Yem Sp. Wereda	Amaro Spec.	Burji Spec.	Konso Spec.	Derashe Special	
<b>PERSONAL EFFECTS</b>																
Umbrella-Men Medium (Local).....	No	24.46	25.48	26.74	25.73	24.21	25.50	27.16	28.41	28.20	28.50	29.00	25.30	23.07	30.00	26.51
Umbrella-Women Medium (Imported).....	No	22.85	23.47	23.50	24.00	23.08	24.22	26.29	30.28	27.15	26.25	26.88	26.11	29.44	24.50	25.42
Hand Bag (Imported Synthetic).....	No	-	-	-	-	110.56	-	105.00	-	-	-	-	-	-	-	109.55
Belt (Local) Machine Made.....	No	8.40	9.93	9.51	9.36	12.26	6.54	11.67	11.19	11.36	-	10.71	-	10.60	11.40	10.22
Belt (Local) Hand Made.....	No	-	3.78	3.56	3.05	-	-	-	-	-	3.00	-	-	2.30	-	3.40
<b>JEWELLERY</b>																
Seiko-21 Jewels Automatic (Men).....	No	-	-	-	-	-	-	-	-	-	-	-	-	-	-	-
Seiko-21 Jewels Automatic (Women).....	No	-	-	-	-	-	-	-	-	-	-	-	-	-	-	-
Earrings (4gm 18 carat Local).....	Pair	-	287.50	-	-	304.44	-	313.33	-	-	-	-	-	-	-	301.88
Neck Laces (6gm 21 carat Imported).....	No	-	560.00	-	-	-	-	630.00	-	-	-	-	-	-	-	595.00
Rings (4gm 18 carat Local).....	No	-	287.50	-	-	312.22	-	313.33	-	-	-	-	-	-	-	308.40
<b>LIVESTOCK AND DRAUGHT ANIMALS</b>																
<b>LIVESTOCK</b>																
Sheep (10-15Kg).....	No	60.55	56.07	62.35	49.84	78.57	59.50	27.24	64.77	51.14	51.51	52.20	50.00	31.12	33.11	54.72
Goat (10-15Kg).....	No	56.63	61.43	57.45	48.83	72.12	47.48	26.39	100.71	43.62	44.06	58.83	41.00	30.08	41.96	54.91
Heifer (2-4 Years).....	No	257.58	256.08	237.57	272.85	307.10	221.61	311.67	295.67	302.29	343.18	276.67	241.67	241.80	279.29	276.47
Cow (4 Years and Above).....	No	451.33	405.45	374.92	437.36	592.91	475.89	457.83	460.70	448.76	427.08	456.39	325.00	351.34	340.00	436.70
Bull (2-4 Years).....	No	256.18	305.51	303.02	285.86	373.63	250.00	381.02	320.47	328.01	374.96	315.96	238.29	321.65	312.39	316.47
Ox (4 Years and Above).....	No	641.47	599.43	658.94	654.39	902.44	550.94	705.82	745.80	581.99	635.44	792.71	467.78	594.98	609.12	663.68
Hen (Indigenous).....	No	8.58	8.73	8.49	8.17	11.10	6.55	6.69	7.78	17.63	8.59	7.22	5.00	4.13	4.40	8.73
Cock (Indigenous).....	No	12.58	13.11	13.22	13.18	17.03	11.27	8.90	13.02	11.53	13.48	12.04	10.94	8.64	9.37	12.22

Table 1 Part 5 :- (Cont'd) Quarterly Average Retail Price of Goods and Services in Rural Areas by Killil and Zone

April 2000 - June 2000

Miazia 1992 - Sene 1992

## P R I C E I N B I R R

ITEM	UNIT	K I L L I L A N D Z O N E S													SNNPR Average	
		S O U T H E R N N A T I O N S A N D N A T I O N A L I T I E S P E O P L E S R E G I O N														
		Gurage	Hadiya	Kembata Alaba T.	Sidama	Gedeo	Semen Omo	Debub Omo	Keficho Shekicho	Bench Maji	Yem Sp. Wereda	Amaro Spec.	Burji Spec.	Konso Spec.		Derashe Special
<b>DRAUGHT ANIMALS</b>																
Donkey.....	No	240.30	237.80	266.49	293.61	290.00	198.00	190.00	156.67	-	236.67	-	-	225.00	-	252.58
Horse.....	No	400.00	410.00	336.75	-	605.56	-	418.57	634.83	593.53	-	-	-	-	-	517.87
Mule.....	No	773.00	774.27	622.50	-	668.33	-	1140.00	1026.36	740.00	-	-	-	-	-	798.30
<b>FARM EQUIPMENT (INDUSTRIAL PRODUCT)</b>																
Sickel.....	No	10.67	13.78	14.31	10.98	8.73	13.25	11.24	8.73	9.00	14.60	9.79	9.33	12.65	13.46	12.25
Pick Axe ('Doma').....	No	20.00	-	19.00	-	21.33	-	19.05	15.00	-	-	-	-	-	25.00	19.76
'Gejera'.....	No	15.00	18.33	20.60	-	18.33	-	21.00	37.08	32.86	33.00	-	-	-	23.50	31.79
<b>FARM EQUIPMENT (HAND MADE)</b>																
'Mofer'.....	No	10.00	10.88	11.49	-	-	3.70	-	5.44	-	-	-	-	5.59	-	8.16
'Kember'.....	No	5.85	5.00	5.34	-	-	2.04	-	4.00	-	2.00	-	-	4.21	-	4.40
'Digr'.....	No	1.50	2.10	1.95	-	-	2.24	5.00	2.64	-	3.75	-	-	1.67	-	2.08
Plough.....	No	8.00	9.00	8.25	-	-	6.85	14.91	10.11	9.00	10.57	-	15.11	14.94	14.00	10.34
Sickel.....	No	4.11	2.50	2.18	1.75	-	1.09	5.00	7.00	-	5.83	3.14	-	7.00	7.64	2.83
'Wegel'.....	No	2.22	5.02	4.31	-	-	2.77	5.15	4.93	3.67	4.36	-	2.94	5.06	4.42	4.23
<b>MISCELLANEOUS GOODS AND SERVICES</b>																
Coffine (Medium Quality).....	No	-	162.50	106.69	115.00	151.11	-	-	210.00	-	-	-	-	-	60.00	135.46

Table 4 Part 5 :- (Cont'd) Annual Average Retail Price of Goods and Services in Rural Areas by Killil and Zone

July 1999 - June 2000  
Hamle 1991 - Sene 1992

## P R I C E I N B I R R

ITEM	UNIT	K I L L I L A N D Z O N E S													SNNPR Average
		S O U T H E R N N A T I O N S , N A T I O N A L I T I E S A N D P E O P L E S ' R E G I O N													
		Gurage	Hadiya	Kembata Alaba Tembaro	Sidama	Gedeo	Semen Omo	Debut Omo	Keficho Shekicho	Bench Maji	Yem Spec. Wereda	Amaro Spec. Wereda	Burji Spec. Wereda	Konso Spec. Wereda	

## CEREALS UNMILLED

'Teff' White.....	Kg	2.24	2.24	2.41	2.55	2.97	2.10	2.55	1.80	2.28	1.90	2.15	2.41	2.26	2.19	2.32
'Teff' Mixed.....	Kg	2.13	2.09	2.22	2.30	2.69	2.03	2.59	1.89	2.15	1.75	2.08	2.20	2.09	2.42	2.17
'Teff' Black (Red).....	Kg	2.00	2.13	1.98	2.07	2.42	1.97	2.38	1.86	1.95	1.71	1.97	2.14	1.88	1.64	1.96
Wheat White.....	Kg	2.03	1.72	1.73	2.06	2.14	1.87	2.08	1.63	1.61	1.87	1.84	2.02	1.76	1.60	1.86
Wheat Mixed.....	Kg	1.96	1.64	1.68	1.99	1.96	1.75	1.90	1.58	1.74	1.84	1.70	2.06	1.68	1.56	1.73
Wheat Black.....	Kg	1.97	1.68	1.70	1.91	1.96	1.81	1.92	1.62	1.70	1.68	1.79	1.79	1.64	1.49	1.73
Barley White.....	Kg	1.77	1.90	1.88	1.75	1.77	1.80	1.29	1.28	1.10	1.84	1.64	1.88	1.52	1.41	1.67
Barley Mixed.....	Kg	1.68	1.85	1.76	1.72	1.72	1.69	1.32	1.15	1.25	1.68	1.30	1.76	1.56	1.48	1.52
Barley Black.....	Kg	1.77	1.82	1.85	2.56	1.75	1.86	1.17	1.24	1.07	1.53	1.50	1.64	1.52	1.45	1.59
Barley for Beer.....	Kg	-	4.12	1.91	1.83	1.93	-	-	-	-	-	-	-	-	-	1.91
Maize.....	Kg	1.29	1.42	1.35	1.38	1.42	1.15	1.46	.99	.65	1.25	1.28	1.56	1.56	1.35	1.27
Durrah.....	Kg	1.33	1.37	1.36	3.13	-	.75	1.69	1.15	.64	1.12	-	1.77	1.38	1.43	1.31
Sorghum Yellow.....	Kg	-	1.38	1.64	-	-	.87	1.49	1.18	.70	2.08	-	-	1.67	1.52	1.36
Sorghum White.....	Kg	-	1.22	1.37	-	1.95	1.10	1.50	1.12	1.13	1.26	1.77	1.76	1.86	1.43	1.45
Sorghum Red.....	Kg	1.13	1.40	1.30	1.16	1.31	1.02	1.54	.94	.74	1.30	1.56	1.69	1.49	1.37	1.30
African Millet.....	Kg	1.49	2.07	1.69	-	1.96	-	1.89	1.59	1.59	1.87	-	-	1.89	1.29	1.73
Rice.....	Kg	5.03	4.91	5.03	4.98	4.99	5.10	6.07	5.06	5.24	5.24	4.75	5.70	-	5.00	5.10
Oats.....	Kg	-	3.59	2.31	3.25	-	2.32	-	-	-	2.14	4.50	-	-	-	2.41
Hulled Barley.....	Kg	-	-	-	-	-	-	1.97	1.19	-	1.17	-	-	1.63	1.52	1.69

## CEREALS MILLED

'Teff' White.....	Kg	2.80	-	-	3.30	3.46	-	-	-	-	-	-	-	-	-	3.27
'Teff' Mixed.....	Kg	3.69	-	-	2.87	3.30	-	-	-	-	-	-	-	-	-	3.11
'Teff' Black (Red).....	Kg	3.07	-	-	2.57	2.65	-	-	-	-	-	-	-	-	-	2.67
Wheat White.....	Kg	-	-	-	2.48	2.33	-	-	-	-	-	-	-	-	-	2.46
Wheat Mixed.....	Kg	1.97	-	-	2.30	2.20	-	-	-	-	-	-	-	-	-	2.26
Barley White.....	Kg	-	1.61	-	1.93	2.51	2.21	-	-	-	-	-	-	-	-	2.36
Barley Mixed.....	Kg	-	-	2.50	2.29	2.26	1.93	2.80	-	3.57	-	-	-	-	-	2.28

Table 4 Part 5 :- (Cont'd) Annual Average Retail Price of Goods and Services in Rural Areas by Killil and Zone

July 1999 - June 2000  
Hamle 1991 - Sene 1992

## P R I C E I N B I R R

		K I L L I L A N D Z O N E S														
		S O U T H E R N N A T I O N S, N A T I O N A L I T I E S A N D P E O P L E S' R E G I O N														
ITEM	UNIT	Gurage	Hadiya	Kembata Alaba Tembaro	Sidama	Gedeo	Semen Omo	Debub Omo	Keficho Shekicho	Bench Maji	Yem Spec. Wereda	Amaro Spec. Wereda	Burji Spec. Wereda	Konso Spec. Wereda	Dirashe Special Wereda	SNNPR Average
		Maize.....	Kg	1.78	1.73	1.81	1.65	1.92	1.53	2.26	1.41	1.27	1.66	2.50	-	-
Oats.....	Kg	5.72	4.72	5.22	4.50	5.53	5.00	5.05	-	-	1.53	-	-	5.00	-	5.09
Sorghum.....	Kg	1.63	-	1.48	-	1.42	-	-	-	.92	1.53	-	-	1.19	-	1.43
Durrah.....	Kg	-	3.50	-	-	-	-	-	-	-	-	-	-	-	-	3.50
'Furno Duket' Locally Processed..	Kg	3.55	3.10	3.82	3.51	3.39	4.31	4.30	4.55	4.16	3.89	3.55	4.00	4.50	4.31	3.96
<b>PULSES UNMILLED</b>																
Horse Beans.....	Kg	2.22	2.43	2.55	2.51	2.65	2.10	2.28	2.02	1.96	2.76	2.39	2.33	1.75	1.68	2.30
Peas White.....	Kg	3.00	3.28	3.02	2.53	2.65	2.45	2.13	1.98	2.12	2.75	2.29	2.22	1.98	1.71	2.50
Peas Black.....	Kg	2.85	3.02	2.87	2.75	2.82	2.61	2.30	1.98	1.64	2.69	2.77	2.24	1.86	2.01	2.61
Peas Mixed.....	Kg	2.68	2.87	2.98	2.83	2.75	2.18	2.35	2.02	1.96	2.71	2.52	2.16	1.95	1.90	2.48
Soya Beans.....	Kg	-	-	-	-	2.89	-	2.17	-	-	-	-	-	2.00	-	2.33
Chick Peas.....	Kg	2.29	2.71	2.68	2.55	2.78	2.39	3.19	3.40	3.35	3.17	2.83	2.51	1.87	1.85	2.63
Lentils.....	Kg	3.55	4.08	4.59	4.73	4.23	3.91	4.40	4.46	4.56	4.25	3.40	3.80	2.23	2.93	4.08
Haricot Beans.....	Kg	1.85	2.15	1.95	1.81	2.17	.84	.89	1.36	.75	1.66	1.90	1.71	1.35	1.36	1.59
Lima Beans.....	Kg	2.11	1.33	1.52	1.57	1.92	1.32	1.42	1.13	.91	1.50	1.56	1.80	1.35	1.14	1.38
Vetch.....	Kg	1.96	-	2.92	.60	2.27	-	-	2.27	2.71	-	-	-	-	2.20	2.16
Fenugreek.....	Kg	5.34	5.85	5.94	4.52	5.10	6.43	8.16	5.31	5.52	5.70	6.77	3.65	10.04	8.18	5.84
<b>PULSES MILLED OR SPLIT</b>																
Horse Beans Milled.....	Kg	4.62	4.49	4.95	4.42	4.75	4.49	4.58	5.16	4.85	4.91	5.03	-	-	-	4.77
Peas Milled.....	Kg	4.84	5.12	5.83	4.94	4.71	4.70	6.24	5.48	5.31	5.28	5.17	5.14	6.40	8.39	5.37
Chick Peas Milled.....	Kg	-	-	3.55	4.17	6.25	2.50	5.68	4.28	-	4.16	5.83	-	-	-	4.43
Mixed Pulses Milled.....	Kg	4.49	4.58	5.29	4.96	4.92	4.49	5.42	4.96	4.06	4.23	5.02	5.00	5.26	5.29	4.79
Vetch Milled.....	Kg	4.29	3.46	4.37	4.00	4.83	3.54	2.87	5.62	4.60	5.33	-	-	-	-	4.31
Peas Split.....	Kg	4.87	4.52	4.94	4.81	4.65	5.14	5.99	4.67	5.06	5.16	5.25	5.00	5.41	5.47	5.04
Peas Split(Roasted).....	Kg	5.32	4.81	4.82	5.00	5.07	-	6.21	5.00	5.25	-	-	-	5.04	5.50	5.04
Horse Beans Split(Roasted).....	Kg	3.72	3.73	4.41	3.68	4.86	-	4.00	4.16	4.31	4.47	4.68	-	-	-	4.16
Lentils Split.....	Kg	5.53	5.59	5.68	5.35	5.71	5.87	6.26	6.17	6.02	5.83	5.37	5.26	5.60	5.96	5.75

Table 4 Part 5 :- (Cont'd) Annual Average Retail Price of Goods and Services in Rural Areas by Killilil and Zone

July 1999 - June 2000  
Hamle 1991 - Sene 1992

## P R I C E I N B I R R

ITEM	UNIT	K I L L I L I L A N D Z O N E S														SNNPR Average
		S O U T H E R N N A T I O N S , N A T I O N A L I T I E S A N D P E O P L E S ' R E G I O N														
		Gurage	Hadiya	Kembata Alaba Tembaro	Sidama	Gedeo	Semen Omo	Debub Omo	Keficho Shekicho	Bench Maji	Yem Spec. Wereda	Amaro Spec. Wereda	Burji Spec. Wereda	Konso Spec. Wereda	Dirashe Special Wereda	
Vetch Split(Roasted).....	Kg	12.50	-	3.87	-	-	-	6.50	-	-	-	-	-	-	-	4.15
Chick Peas Split(Roasted).....	Kg	-	-	-	-	-	-	-	-	-	-	-	-	-	-	-
Fenugreek Milled.....	Kg	12.00	10.69	8.80	8.71	10.26	8.00	9.89	6.89	9.04	7.35	11.43	-	9.12	8.00	9.23
<b>OIL SEEDS</b>																
Niger Seed.....	Kg	3.65	4.09	-	5.00	6.13	-	3.98	7.10	4.54	3.99	-	-	9.44	-	5.02
Linseed White.....	Kg	5.74	4.09	-	5.00	-	3.63	4.47	5.67	3.53	-	-	3.18	-	5.13	4.48
Linseed Black.....	Kg	4.79	4.43	4.60	5.65	5.38	4.99	5.21	4.55	4.73	4.03	5.25	4.36	3.27	4.62	4.66
Sesame Seed.....	Kg	-	4.72	3.64	-	3.50	5.09	3.81	6.19	5.29	-	-	-	5.89	5.12	5.20
Sunflower.....	Kg	3.88	3.62	4.74	3.73	4.03	-	1.35	-	4.23	-	3.38	-	1.29	1.46	2.21
Castor Beans.....	Kg	1.29	1.53	2.31	1.81	2.72	1.06	1.99	1.55	1.27	-	1.28	-	1.40	1.73	1.82
Rape Seed.....	Kg	3.70	4.79	5.07	4.51	4.42	4.39	3.26	3.26	4.11	3.37	4.68	3.70	3.86	3.71	4.05
Ground Nut Shelled.....	Kg	-	4.47	6.02	5.55	5.54	-	4.88	6.50	-	6.00	-	6.00	-	6.25	5.52
<b>PREPARED CEREAL PRODUCTS</b>																
Spaghetti (Local) Without Egg....	Kg	5.48	4.87	4.89	5.02	6.47	4.95	5.70	5.77	5.74	5.54	5.11	-	4.98	5.00	5.31
Pastini.....	Kg	4.50	6.82	8.17	6.73	8.16	-	6.00	8.19	6.00	8.50	-	-	-	-	7.81
Macaroni (Local) Without Egg....	Kg	5.03	4.93	5.06	5.14	5.21	5.21	5.59	5.77	5.64	5.05	5.26	5.41	5.63	5.14	5.32
'Fafa' Flour.....	kg	4.00	7.90	5.09	7.83	8.51	7.18	6.58	9.45	9.00	8.00	9.71	-	10.00	9.02	8.09
'Dube' Flour.....	kg	3.28	4.68	4.94	5.28	5.25	5.73	4.86	5.19	4.42	4.00	5.55	-	-	6.00	5.13
<b>BREAD AND OTHER PREPARED FOODS</b>																
'Enjera' ('Teff' Mixed).....	325gm	.72	.62	.62	.86	.72	.45	.57	.38	.92	.43	.59	.81	.66	.56	.61
'Dabo' (Traditional Ambasha)..	350gm	-	.71	.48	.85	.79	-	-	-	-	.35	.76	.79	.47	-	.66
'Dabo' (Traditional Sheleto)..	350gm	.63	.54	.47	.95	.72	.33	-	-	-	.61	.48	.79	.45	-	.54
Bread Wheat (Bakery).....	350gm	1.30	.83	1.23	1.14	1.21	.71	1.76	1.28	1.50	1.44	1.12	1.12	1.05	-	1.19

Table 4 Part 5 :- (Cont'd) Annual Average Retail Price of Goods and Services in Rural Areas by Killilil and Zone

July 1999 - June 2000  
 Hamle 1991 - Sene 1992

PRICE IN BIRR

ITEM	UNIT	KILLILIL AND ZONES														SNMPR Average
		SOUTHERN NATIONS, NATIONALITIES AND PEOPLES' REGION														
		Gurage	Hadiya	Kembata Alaba Tembaro	Sidama	Gedeo	Semen Omo	Debub Omo	Keficho Shekicho	Bench Maji	Yem Spec. Wereda	Amaro Spec. Wereda	Burji Spec. Wereda	Konso Spec. Wereda	Dirashe Special Wereda	
<b>MEAT</b>																
Beef .....	Kg	11.07	12.18	13.82	8.19	9.35	9.89	11.31	9.33	8.71	8.77	8.18	12.82	5.12	7.45	9.60
<b>FISH AND FISH PRODUCTS</b>																
Fish Fresh.....	Kg	-	-	-	-	-	-	-	-	-	-	1.45	-	1.16	1.15	1.25
Sardines (Imported).....	125gm	-	6.18	5.33	-	6.56	-	-	-	-	-	-	-	7.53	-	6.44
<b>DIARY PRODUCTS AND EGG</b>																
Cow Milk (Unpasteurized).....	Lt	2.97	2.21	2.89	3.52	2.74	-	1.69	1.84	1.33	2.08	3.24	3.07	-	2.50	2.49
Cow Milk (pasteurized).....	Lt	3.03	.78	-	-	2.27	.79	.86	-	-	-	.90	2.50	-	-	1.69
Camel Milk.....	Lt	-	-	-	-	-	-	-	-	-	-	-	5.31	-	-	5.31
Goat Milk.....	Lt	-	-	.92	-	-	-	-	-	-	-	3.33	-	-	-	1.72
Powdered Milk (Edget).....	450gm	-	16.95	19.89	15.30	15.70	-	-	18.50	-	-	-	16.46	20.40	20.00	16.72
Yoghurt (Traditional).....	Lt	3.65	3.90	3.80	3.81	4.58	4.60	3.20	2.41	2.96	-	-	-	-	-	3.43
Cheese Cottage.....	Kg	5.79	5.60	5.59	5.86	7.91	3.57	5.48	3.61	3.62	3.86	-	6.75	-	-	4.78
Egg (Traditional).....	Dozen	3.68	3.60	3.55	3.71	4.44	3.21	2.82	3.59	3.55	3.32	2.96	3.36	2.58	2.59	3.42
<b>OILS AND FATS</b>																
Butter Unrefined.....	Kg	22.80	22.40	22.70	21.98	29.00	19.27	14.81	18.41	17.04	25.02	24.40	21.18	17.66	19.63	20.82
Cooking Oil (Imported).....	Lt	14.12	14.35	15.03	13.49	12.75	13.87	16.21	15.62	14.61	15.18	15.24	13.60	13.13	17.48	14.54
Cooking Oil (Local).....	Lt	13.97	16.14	14.99	13.58	13.95	16.73	19.55	15.15	15.92	14.67	16.45	15.61	-	14.97	15.09

Table 4 Part 5 :- (Cont'd) Annual Average Retail Price of Goods and Services in Rural Areas by Killil and Zone

July 1999 - June 2000  
Hamle 1991 - Sene 1992

PRICE IN BIRR

		KILLIL AND ZONES														
ITEM	UNIT	SOUTHERN NATIONS, NATIONALITIES AND PEOPLES' REGION														SNNPR Average
		Gurage	Hadiya	Kembata Alaba Tembaro	Sidama	Gedeo	Semen Omo	Debub Omo	Keficho Shekicho	Bench Maji	Yem Spec. Wereda	Amaro Spec. Wereda	Burji Spec. Wereda	Konso Spec. Wereda	Dirashe Special Wereda	

VEGETABLES AND FRUITS

VEGETABLES (FRESH)

Ethiopian Kale.....	Kg	.73	.52	.52	.54	.82	.57	.35	.44	.48	.48	.37	.43	.40	.31	.52
Cabbage.....	Kg	1.25	1.10	.74	1.45	1.19	1.34	.69	.74	.90	.49	-	.72	.68	.49	.91
Lettuce.....	Kg	.68	-	-	-	-	-	-	-	-	-	-	-	-	-	.68
Spinach.....	Kg	.83	-	-	-	-	-	-	-	-	-	-	-	-	-	.83
Carrot.....	Kg	1.71	1.45	.92	1.20	1.80	1.30	1.43	1.04	1.23	.67	-	1.24	2.72	.74	1.25
Tomatoes.....	Kg	1.55	2.02	1.70	1.85	1.89	3.18	1.20	2.01	1.56	1.11	1.17	1.10	1.33	.87	1.51
Onions.....	Kg	2.78	3.48	2.84	2.95	3.04	3.44	2.03	4.90	4.57	3.73	3.06	1.83	2.24	1.82	3.20
Garlics.....	Kg	5.35	6.94	5.40	6.22	4.96	5.78	9.42	7.74	8.62	6.52	6.00	3.05	8.59	6.72	6.76
Leaks.....	Kg	2.35	3.01	3.10	3.00	2.82	-	1.34	3.22	2.46	2.47	-	1.57	2.63	-	2.88
Pepper Green.....	Kg	2.49	3.83	2.75	3.22	3.24	3.32	1.86	1.87	2.44	2.02	1.22	1.46	2.49	1.68	2.55
Pumpkin.....	Kg	.23	.50	.27	.34	.50	.25	.27	.33	.41	.25	.31	.51	.26	.29	.34
Green Peas.....	Kg	-	-	-	-	-	-	-	-	1.42	-	-	-	-	-	1.42
Beet Root.....	Kg	1.25	.93	.74	1.42	1.30	.75	1.02	1.16	1.71	.95	1.08	1.63	1.15	.66	1.03
Cauliflower.....	Kg	-	-	-	-	-	-	-	-	-	.06	.18	-	-	-	.17

FRUITS FRESH

Banana.....	Kg	1.53	1.22	1.14	1.08	1.26	.56	.64	.73	.52	.91	.49	1.15	.84	.80	.90
Orange.....	Kg	1.26	1.27	1.13	1.29	1.70	.59	.71	.93	.48	.56	.75	1.28	.96	1.58	1.04
Lemon.....	Kg	1.28	2.05	1.95	2.78	3.10	1.02	.58	1.21	1.08	.87	.46	.93	.65	.54	1.40
Mandarine.....	Kg	1.06	-	3.19	-	-	1.08	-	1.94	-	-	-	-	-	.18	1.60
Papaya.....	Kg	.88	1.27	.86	.59	1.22	.52	.33	.35	.28	.43	.36	.53	.55	.48	.53
Grapes.....	Kg	-	-	-	-	-	-	-	-	-	-	-	-	-	-	-
Avocado.....	Kg	4.05	2.23	2.05	1.67	1.44	1.33	5.60	-	1.26	-	2.41	3.44	3.77	2.00	1.80
Mango.....	Kg	1.74	1.61	3.00	1.33	1.53	1.53	1.24	1.21	.77	1.03	1.64	2.50	2.40	2.18	1.60
Cactus.....	Kg	-	-	-	-	-	-	-	-	-	-	-	-	-	-	-

Table 4 Part 5 :- (Cont'd) Annual Average Retail Price of Goods and Services in Rural Areas by Killilil and Zone

July 1999 - June 2000

Hamle 1991 - Sene 1992

## P R I C E I N B I R R

K I L L I L I L A N D Z O N E S																
S O U T H E R N N A T I O N S, N A T I O N A L I T I E S A N D P E O P L E S' R E G I O N																
ITEM	UNIT														SNMPR Average	
		Gurage	Hadiya	Kembata Alaba Tembaro	Sidama	Gedeo	Semen Omo	Debub Omo	Keficho Shekicho	Bench Maji	Yem Spec. Wereda	Amaro Spec. Wereda	Burji Spec. Wereda	Konso Spec. Wereda		Dirashe Special Wereda
<b>SPICES</b>																
Pepper Whole.....	Kg	13.90	16.32	12.35	12.58	12.37	14.08	-	8.13	7.24	5.92	10.00	-	7.47	5.31	12.80
Black Pepper(Local).....	Kg	50.00	25.91	41.34	20.49	23.15	-	20.00	33.38	31.57	37.50	-	-	-	-	28.61
Long Pepper(Local).....	Kg	22.60	18.98	22.90	21.13	14.26	14.21	9.00	16.32	7.17	24.47	-	9.00	-	-	17.23
White Cumin(Bishop's Weed) Local.....	Kg	10.49	11.40	10.23	8.42	9.39	10.48	11.44	7.54	8.14	8.04	9.08	10.90	13.81	10.00	9.85
Black Cumin(Local).....	Kg	11.17	11.21	9.98	9.12	10.51	9.69	11.85	8.09	9.68	11.05	8.58	11.42	12.94	11.12	10.26
Ginger Dry(Local).....	Kg	11.06	4.38	15.85	2.81	1.38	1.22	3.33	-	-	2.07	-	11.00	-	3.12	4.77
Ginger Wet(Local).....	Kg	2.88	1.84	1.32	1.99	1.82	1.60	2.67	2.37	1.88	2.48	1.74	2.66	3.24	2.39	2.10
Cloves(Imported).....	Kg	40.74	31.28	42.93	29.06	46.78	66.03	36.67	54.49	70.12	30.00	-	56.63	-	-	50.46
Cinnamon(Imported).....	Kg	77.08	80.19	63.91	72.73	50.00	66.88	100.00	76.03	72.11	72.50	-	-	-	-	72.54
Cardamon(Local).....	Kg	19.30	19.29	19.42	15.87	15.28	15.00	10.35	11.47	4.53	14.59	15.23	17.02	18.10	20.98	16.42
Tumeric Flour(Local).....	Kg	5.68	5.60	5.69	6.03	5.61	6.50	9.36	5.31	4.80	4.85	7.59	6.03	10.59	7.87	6.02
Chillies Whole.....	Kg	15.95	16.41	12.22	8.49	13.29	7.61	5.04	7.72	12.51	12.65	4.23	12.00	11.66	15.72	11.68
Basil Dry.....	Kg	2.38	6.69	6.32	6.24	4.86	14.17	2.11	8.53	4.27	-	4.75	12.50	3.68	2.52	4.90
<b>POTATOES, OTHER TUBERS AND STEMS</b>																
Potato.....	Kg	.90	.78	.90	.83	1.18	.68	.97	1.43	1.97	1.32	1.36	1.19	.80	.71	.99
Sweet Potato.....	Kg	.98	.50	.61	.60	.90	.39	.60	.61	.74	.34	.47	1.09	.48	.60	.57
'Kocho' (Unprocessed).....	Kg	.47	.45	.73	.60	.62	.51	.39	.51	.19	.16	.49	.89	.46	.48	.54
'Bula'.....	Kg	2.45	1.37	2.16	1.04	1.94	2.21	.26	1.15	3.98	2.08	1.73	1.14	1.18	1.38	1.80
<b>COFFEE, TEA, CHAT AND BUCK-THORN LEAVES</b>																
Tea Leaves(Local).....	100gm	1.94	2.05	1.92	2.04	2.00	2.19	2.22	2.15	2.15	2.17	2.12	2.10	2.04	2.32	2.07
Coffee Whole.....	Kg	7.44	5.35	4.42	4.17	4.64	4.27	3.05	4.13	2.70	4.74	3.53	5.10	3.15	4.05	4.51
Coffee Beans.....	Kg	12.58	11.08	10.78	9.47	10.12	9.47	7.27	8.12	6.09	12.22	9.90	9.40	7.09	10.48	9.54
Coffee Leaves.....	Kg	1.65	.33	1.35	-	-	2.51	.96	.89	.61	-	-	-	.53	1.22	.90
Buck Thorn Leaves.....	Kg	2.49	1.50	2.54	.87	2.46	1.73	1.29	4.06	-	-	-	1.27	2.17	.29	2.11
'Chat'.....	Kg	5.18	4.02	4.86	3.99	3.78	5.51	3.14	3.85	3.40	4.72	1.53	2.74	3.21	9.38	4.16

Table 4 Part 5 :- (Cont'd) Annual Average Retail Price of Goods and Services in Rural Areas by Killil and Zone

July 1999 - June 2000  
Hamle 1991 - Sene 1992

## P R I C E I N B I R R

ITEM	UNIT	K I L L I L A N D Z O N E S														SNNPR Average
		S O U T H E R N N A T I O N S , N A T I O N A L I T I E S A N D P E O P L E S ' R E G I O N														
		Gurage	Hadiya	Kembata Alaba Tembaro	Sidama	Gedeo	Semen Omo	Debub Omo	Keficho Shekicho	Bench Maji	Yem Spec. Wereda	Amaro Spec. Wereda	Burji Spec. Wereda	Konso Spec. Wereda	Dirashe Special Wereda	
Malt-Barley.....	Kg	2.99	2.80	3.17	3.89	3.48	4.15	1.70	1.82	2.04	3.68	-	3.04	-	-	3.03
Malt-Wheat.....	Kg	2.99	2.68	3.04	3.79	3.96	5.31	-	-	-	2.98	-	-	-	-	3.22
<b>OTHER FOOD ITEMS</b>																
Salt.....	Kg	1.59	1.69	1.69	1.90	2.17	1.75	2.30	2.12	2.27	1.72	2.00	3.05	1.64	1.78	1.95
Sugar.....	Kg	5.74	6.03	5.68	5.56	5.56	5.82	6.77	6.23	5.89	6.46	5.90	7.56	6.91	6.89	6.06
Honey.....	Kg	9.62	10.11	9.90	9.50	8.45	11.13	9.33	9.28	6.89	8.94	-	9.09	10.26	7.84	9.60
Canned Tomato (Local).....	410gm	8.47	6.63	6.47	-	6.18	6.60	11.71	-	8.97	7.00	-	8.78	10.78	-	8.22
<b>FOOD TAKEN AWAY FROM HOME</b>																
Cup of Tea.....	No	.24	.24	.29	.25	.26	.23	.29	.25	.29	.26	.27	.25	.30	.23	.26
Cup of Coffee.....	No	.66	.72	.72	.69	.62	.60	.50	.48	.45	.59	.47	.56	.50	.50	.59
Cup of Milk.....	No	1.00	.71	.92	.85	.79	.77	1.00	.69	.56	.25	-	-	-	-	.75
'Key Wot Yebere'.....	One Meal	3.29	3.84	4.35	4.27	5.63	3.47	4.17	3.26	3.52	-	4.76	3.64	2.56	2.83	3.82
'Key Wot Yebeg/Yefyel'.....	One Meal	3.63	4.09	4.71	4.90	5.66	3.47	4.23	3.70	3.60	4.29	4.93	4.07	2.59	2.70	3.97
<b>COST OF MILLING</b>																
Cereals.....	100Kg	10.78	13.60	13.98	17.00	14.43	14.85	19.72	16.52	15.24	10.32	20.61	16.46	14.47	15.41	15.11
Pulses.....	100Kg	10.58	13.05	13.95	19.33	15.52	18.44	17.96	17.12	16.54	10.60	20.00	15.00	10.71	10.00	15.19
Pepper Whole.....	100Kg	95.59	73.64	112.29	83.18	61.76	146.67	-	76.64	93.75	-	-	-	-	-	93.20
<b>BEVERAGES - NON ALCHOLIC</b>																
Ambo Mineral Water.....	500cc	1.82	1.97	1.94	2.03	2.11	1.95	2.79	2.78	2.67	1.98	2.13	2.50	2.50	2.00	2.17
Bure Mineral Water.....	500cc	1.88	1.71	1.77	1.86	2.14	-	3.58	2.73	2.86	-	-	-	-	-	2.13
Coca Cola/Fanta.....	300cc	1.82	1.82	1.99	2.03	2.00	2.10	3.11	2.23	2.25	2.11	2.08	2.50	2.22	2.15	2.11
Pepsi Cola/Mirinda.....	300cc	1.82	1.87	1.96	2.03	2.01	2.08	3.05	2.43	2.53	2.11	2.18	2.50	2.28	2.18	2.16

Table 4 Part 5 :- (Cont'd) Annual Average Retail Price of Goods and Services in Rural Areas by Killilil and Zone

July 1999 - June 2000  
Hamle 1991 - Sene 1992

## P R I C E I N B I R R

## K I L L I L I L A N D Z O N E S

## S O U T H E R N N A T I O N S , N A T I O N A L I T I E S A N D P E O P L E S ' R E G I O N

ITEM	UNIT	S O U T H E R N N A T I O N S , N A T I O N A L I T I E S A N D P E O P L E S ' R E G I O N													SNPR Average	
		Gurage	Hadiya	Kembata Alaba Tembaro	Sidama	Gedeo	Semen Omo	Debub Omo	Keficho Shekicho	Bench Maji	Yem Spec. Wereda	Amaro Spec. Wereda	Burji Spec. Wereda	Konso Spec. Wereda		Dirashe Special Wereda
<b>BEVERAGES - ALCOHOLIC</b>																
Araki (Local).....	900cc	25.98	28.56	25.90	26.66	25.54	30.24	30.77	29.41	30.90	24.14	29.00	-	25.22	28.07	27.32
Cognac (Local).....	900cc	28.00	28.48	26.00	23.72	26.10	-	-	30.71	34.40	20.50	-	-	32.82	-	26.25
Brandy (Local).....	900cc	26.02	29.52	25.99	24.27	25.83	-	31.83	31.25	26.71	-	29.25	-	26.27	-	26.25
Gin (Local).....	900cc	26.29	28.36	26.50	25.94	26.48	30.22	31.74	29.89	29.60	23.79	28.94	28.43	24.67	29.36	28.02
Saris Wine (Normal).....	750cc	5.86	6.46	5.64	6.03	6.26	7.91	5.75	8.33	8.60	8.60	7.00	-	6.19	5.83	6.59
'Katikalla'.....	Lt	6.60	7.53	7.75	5.29	3.93	6.31	6.73	6.63	4.69	5.68	2.98	2.78	5.44	6.01	5.88
Beer (Bedele).....	330cc	3.31	3.00	3.02	3.15	3.13	3.23	3.94	3.05	3.42	3.25	3.06	3.50	3.12	3.14	3.24
Beer (Harar).....	330cc	3.10	3.00	3.10	3.18	3.08	3.04	3.96	-	3.50	-	3.08	3.50	3.15	3.08	3.24
Beer (Meta Abo).....	330cc	3.33	3.00	3.09	3.23	3.14	3.05	3.49	3.15	3.32	3.11	3.20	3.50	3.30	3.20	3.19
'Tella'.....	Lt	.75	.77	.76	.71	.70	.68	1.66	.71	.94	.63	1.00	.69	.74	.77	.84
'Tej' (Mead).....	Lt	1.84	1.99	1.79	1.79	1.74	1.60	3.35	2.01	1.96	2.08	1.24	1.39	2.23	2.28	2.01
<b>CIGARETTES AND TOBACCO</b>																
<b>CIGARETTES</b>																
Nyala.....	Packet	4.15	4.27	4.21	4.21	4.27	4.66	4.89	4.67	4.62	4.57	4.69	4.49	4.38	4.62	4.45
Gissila.....	Packet	1.33	1.47	1.90	1.51	1.77	1.33	2.00	1.56	1.90	1.34	1.98	-	1.00	-	1.60
Rothmans.....	Packet	8.22	8.13	8.98	9.54	9.21	8.00	10.00	9.89	9.66	8.00	8.81	9.50	8.03	-	8.91
<b>TOBACCO</b>																
'Gaya'.....	Kg	1.94	7.89	8.84	6.75	7.84	7.49	6.20	6.02	7.22	7.10	3.08	6.63	6.41	6.41	7.35

Table 4 Part 5 :- (Cont'd) Annual Average Retail Price of Goods and Services in Rural Areas by Killil and Zone

July 1999 - June 2000  
Hamle 1991 - Sene 1992

## P R I C E I N B I R R

		K I L L I L A N D Z O N E S														
ITEM	UNIT	S O U T H E R N N A T I O N S , N A T I O N A L I T I E S A N D P E O P L E S ' R E G I O N														SNNPR Average
		Gurage	Hadiya	Kembata Alaba Tembaro	Sidama	Gedeo	Semen Omo	Debub Omo	Keficho Shekicho	Bench Maji	Yem Spec. Wereda	Amaro Spec. Wereda	Burji Spec. Wereda	Konso Spec. Wereda	Dirashe Special Wereda	
<b>CLOTHING AND FOOT WEAR</b>																
<b>CLOTHING</b>																
Abujedid(Akaki/Bahir Dar)91cm. Meter		3.46	3.33	4.45	4.61	3.76	6.00	4.30	4.84	4.83	3.61	5.21	-	3.88	-	4.31
Abujedid(Komb./Arba Min.)150cm Meter		4.87	5.58	5.24	5.50	5.06	5.63	6.04	6.48	5.76	5.78	6.11	-	5.00	5.44	5.55
Khaki(S-10,000 Twil)110cm. Meter		-	13.57	7.59	15.56	-	-	6.00	10.00	15.00	16.50	17.25	-	14.45	-	11.53
Khaki(Akaki)91cm. Meter		-	11.28	5.70	16.00	6.12	-	-	-	-	-	-	-	15.90	7.00	7.65
Wool-England 100%. Meter		-	-	-	-	-	-	-	-	-	-	-	-	-	-	-
Tetron(Arba Minch). Meter		-	14.94	15.46	26.29	-	-	19.88	29.67	26.67	-	-	-	-	17.00	19.47
Poplin(Dire Dawa)105cm. Meter		6.27	5.56	5.96	-	6.03	11.85	6.76	7.42	4.61	7.79	-	-	-	6.00	6.73
Poplin(Komb./Arba Minch)150cm. Meter		7.50	11.27	10.20	11.58	10.95	14.08	14.40	10.40	8.83	9.00	13.33	-	-	-	11.45
Nylon(Mojo). Meter		8.94	9.29	9.61	9.91	10.16	10.88	11.27	10.35	9.58	9.38	-	-	-	11.13	9.86
Polyster(Arba Minch/Awasa). Meter		18.00	16.96	14.91	16.00	14.00	-	16.33	21.82	24.94	15.00	20.70	-	-	17.00	19.23
Jersi. Meter		11.60	14.04	13.04	20.54	-	12.40	-	14.07	17.46	17.56	-	-	15.00	-	14.40
Cotton. Kg		4.50	4.17	-	-	5.47	2.57	2.00	-	6.25	4.56	4.12	4.23	1.57	2.54	2.97
<b>COST OF TAILORING</b>																
Woolen Suit (Men). No		-	220.83	210.00	-	254.55	-	-	90.00	-	-	-	-	-	-	223.70
Khaki Suit (Men). No		23.20	32.13	32.50	50.62	61.30	24.38	62.03	25.00	30.75	30.17	16.00	33.03	24.71	-	34.74
Khaki Suit (Boys). No		17.70	26.40	21.63	27.35	41.39	17.91	36.53	15.62	20.52	18.28	36.14	25.25	19.71	-	22.59
<b>READY-MADE / FOR ADULTS</b>																
'Netela'. No		17.83	19.38	18.50	18.19	18.21	23.57	20.12	27.01	22.71	18.43	17.46	16.96	14.95	16.99	19.32
'Gabi'. No		51.28	53.16	56.65	65.38	77.29	54.70	49.51	63.76	49.76	46.82	41.80	48.95	31.97	42.69	53.24
Shirts Long Sleeved (Local). No		36.29	29.18	30.43	32.33	37.53	42.33	29.50	34.53	35.24	31.18	27.79	25.00	31.60	-	33.22
Shirts Short Sleeved (Local). No		21.00	24.60	22.80	23.65	22.67	-	32.00	25.53	32.50	60.00	22.88	-	31.00	25.33	26.35
Shirts Long Sleeved (Imported). No		45.50	46.52	54.64	63.27	79.72	65.92	71.25	58.28	59.03	63.33	73.24	40.46	59.18	58.52	60.53
Shirts Short Sleeved (Imported). No		52.50	34.83	39.42	46.67	92.86	-	60.73	65.38	41.00	55.00	45.00	-	62.43	-	57.80

Table 4 Part 5 :- (Cont'd) Annual Average Retail Price of Goods and Services in Rural Areas by Killilil and Zone

July 1999 - June 2000  
Hamle 1991 - Sene 1992

## P R I C E I N B I R R

ITEM	UNIT	K I L L I L A N D Z O N E S													SNNPR Average	
		S O U T H E R N N A T I O N S , N A T I O N A L I T I E S A N D P E O P L E S ' R E G I O N														
		Gurage	Hadiya	Kembata Alaba Tembaro	Sidama	Gedeo	Semen Omo	Debub Omo	Keficho Shekicho	Bench Maji	Yem Spec. Wereda	Amaro Spec. Wereda	Burji Spec. Wereda	Konso Spec. Wereda		Dirashe Special Wereda
Socks (Cotton) Imported.....	Pair	7.07	7.24	7.84	7.86	7.97	10.18	10.09	9.61	8.73	9.22	9.73	9.22	8.46	8.56	8.57
Sweater (Local) Men.....	No	62.50	61.13	46.50	54.75	51.38	-	19.92	32.17	24.55	25.57	-	-	-	-	39.31
Sweater (Local) Women.....	No	75.00	37.58	16.00	45.93	47.38	-	25.00	23.67	-	95.00	-	-	-	-	40.85
Shash (Imported).....	No	13.66	14.15	16.92	18.78	20.69	21.73	17.28	15.57	17.46	15.41	20.01	20.40	20.67	13.94	17.05
Singlets (Local) White.....	No	10.00	11.72	11.03	10.42	10.79	10.03	11.30	11.57	12.24	11.02	12.72	-	10.18	8.61	11.06
Jeans Trouser.....	No	74.03	96.24	86.41	82.82	89.22	89.43	125.56	92.49	92.46	85.61	78.06	83.61	97.50	86.71	89.14
Woolen Suit.....	No	-	-	-	-	-	-	-	-	-	-	-	-	-	-	-
'Kemisna Netela'.....	No	74.63	87.78	134.69	143.33	129.50	76.63	143.13	105.30	-	60.71	-	110.94	-	-	110.06
Sweater-Men (Imported).....	No	106.00	125.85	118.22	-	110.34	-	110.00	120.00	90.00	100.00	-	-	-	-	115.43
Sweater-Women (Imported).....	No	190.00	106.33	95.13	173.75	108.00	-	-	-	123.44	102.00	-	-	-	-	113.88
Nylon Dress.....	No	-	-	-	28.40	26.14	-	-	26.86	44.67	16.00	-	-	-	-	28.27
Tetron Trouser.....	No	-	-	46.00	-	-	-	-	40.00	30.00	25.00	-	-	69.00	-	48.71
Leather Jacket.....	No	-	389.40	295.00	-	495.58	-	425.00	-	-	-	-	-	-	-	431.31
Under Wear China.....	No	14.79	20.04	20.52	18.82	21.43	-	26.37	22.80	21.41	-	19.92	-	22.11	23.25	21.82
<b>READY-MADE / FOR CHILDREN</b>																
Sweater (Local) for Boys.....	No	25.50	27.67	17.68	30.83	17.02	-	17.19	15.81	14.93	12.65	-	-	-	6.67	16.77
Socks (Imported) Cotton.....	Pair	4.20	4.12	6.58	5.16	6.70	9.10	6.02	3.47	5.76	5.97	7.74	-	4.54	5.75	5.99
Jeans Trouser.....	No	43.25	53.33	76.05	-	60.58	-	-	42.80	92.50	-	-	42.24	73.20	-	57.89
Shirt Long Sleeved(Imported)Boys.	No	-	28.95	37.14	25.78	42.88	-	48.33	-	-	42.50	-	-	-	-	36.51
Sweater (England) for Girls.....	No	30.00	27.67	135.00	-	-	-	30.00	-	-	-	-	-	-	-	52.56
Short for Boys.....	No	-	4.42	8.16	-	8.43	4.83	14.31	5.26	12.44	7.55	11.02	7.93	13.57	9.03	9.80

Table 4 Part 5 :- (Cont'd) Annual Average Retail Price of Goods and Services in Rural Areas by Killilil and Zone

		PRICE IN BIRR													July 1999 - June 2000 Hamle 1991 - Sene 1992	
		KILLILIL AND ZONES														
		SOUTHERN NATIONS, NATIONALITIES AND PEOPLES' REGION													SNNPR	
ITEM	UNIT	Gurage	Hadiya	Kembata Alaba Tembaro	Sidama	Gedeo	Semen Omo	Debub Omo	Keficho Shekicho	Bench Maji	Yem Spec. Wereda	Amaro Spec. Wereda	Burji Spec. Wereda	Konso Spec. Wereda	Dirashe Special Wereda	Average
<b>FOOTWEAR (MEN AND WOMEN)</b>																
Anbessa Leather Shoes Men(Local)Pair	-	-	-	-	-	60.00	-	-	72.50	50.00	-	-	-	-	-	61.00
Leather Shoes Men (Croft)..... Pair	-	-	-	-	-	-	-	-	129.05	-	-	-	-	-	-	129.05
Walking Shoes(Imp.) Non-Leather Pair	142.50	-	-	130.00	-	-	-	11.00	-	-	-	-	-	-	-	106.50
Canvas Shoes (Local) Men..... Pair	20.23	20.43	20.93	22.46	23.18	23.95	24.23	25.66	25.32	22.28	22.07	24.63	21.67	22.58	22.57	22.57
Canvas Shoes (China) Men..... Pair	23.55	20.72	21.73	25.67	21.69	22.83	23.78	24.57	27.70	24.00	25.86	21.67	-	27.57	23.48	23.48
Plastic Shoes (Local) Women.... Pair	10.74	11.96	10.99	10.65	10.17	12.04	12.20	10.71	11.46	9.31	10.70	11.42	8.51	11.23	10.98	10.98
Slippers Sponge Adult (China).. Pair	9.19	9.29	9.60	9.20	8.60	9.24	11.71	11.55	11.30	9.67	10.38	-	9.54	10.23	9.91	9.91
Boots for Men Plastic (Local).. Pair	41.09	43.31	51.67	45.00	41.97	45.93	59.54	48.19	49.55	48.11	45.07	-	-	44.76	47.29	47.29

Table 4 Part 5 :- (Cont'd) Annual Average Retail Price of Goods and Services in Rural Areas by Killilil and Zone

July 1999 - June 2000  
Hamle 1991 - Sene 1992

PRICE IN BIRR

KILLILIL AND ZONES															
SOUTHERN NATIONS AND NATIONALITIES PEOPLES REGION															
ITEM	UNIT														SNNPR Average
		Gurage	Hadiya	Kembata Alaba T.	Sidama	Gedeo	Semen Omo	Debub Omo	Keficho Shekicho	Bench Maji	Yem Sp. Wereda	Amaro Spec.	Burji Spec.	Konso Spec.	
<b>CONSTRUCTION MATERIALS, WATER, AND FUEL AND POWER</b>															
<b>CONSTRUCTION MATERIALS</b>															
Cement/Bag/(Local).....	50Kg	35.17	35.95	34.55	36.89	34.59	36.55	48.91	-	50.96	-	39.74	-	-	37.49
Lime.....	Kg	.67	1.16	1.31	.86	.84	-	1.51	-	1.23	-	-	-	-	.97
Nail (7cm - 12cm).....	Kg	9.10	7.85	7.61	8.72	8.29	7.40	10.99	9.53	9.21	9.10	8.30	8.75	9.76	10.43
Nail With Cape.....	Kg	11.36	11.13	11.29	11.67	11.21	10.66	12.87	13.43	12.91	10.78	12.16	13.66	14.28	12.05
Corrugated Iron Sheet (.2mm).....	No	34.67	41.67	35.50	33.75	39.14	-	30.00	35.33	-	-	-	-	-	38.08
Wood for House Construction('Atana')..	No	2.02	1.47	2.36	1.67	2.34	.75	-	-	-	-	1.00	1.74	1.80	1.87
Wall Paints-Super (Fluid) Normal.....	4Kg	60.00	60.54	61.97	63.93	61.33	62.42	69.26	-	-	-	60.00	-	-	62.56
Wall Paints-Super (Fluid) Plastic.....	4Kg	-	81.73	87.68	-	89.44	-	84.00	-	-	-	-	-	-	87.86
Coarse Aggregate Gravel.....	Meter Cube	-	-	10.00	-	-	-	-	-	-	-	-	-	-	10.00
Hollow Concrete Block(20x20x40 cm Cube)No	2.50	-	-	2.11	-	2.51	-	3.25	-	-	-	-	2.50	-	2.57
Bricks (25cm x 12cm x 6cm).....	No	-	-	-	-	1.35	-	-	-	-	-	-	-	-	1.35
Floor Board 4m Length.....	No	26.00	34.67	15.05	19.89	28.33	16.97	-	-	-	-	24.67	-	-	18.91
Iron Pipe 6mt. (1/2 inch Wide) Local..	No	-	39.14	44.33	-	40.13	-	55.00	-	-	-	-	-	-	40.36
Chipwood (125cm x 250cm x 8mm).....	No	-	86.90	-	-	78.91	-	185.00	-	-	-	-	-	-	85.86
Sand.....	Meter Cube	-	-	93.66	-	-	-	-	-	-	-	-	-	-	93.66
Gutter N# 32.....	Meter	-	16.67	-	-	29.52	-	-	-	-	-	-	-	-	27.92
Window Glass (50cm x 50cm x 3mm).....	No	-	66.00	-	-	13.75	-	-	-	-	-	-	-	-	31.17
Water Tanker (1meter cube).....	No	-	800.00	744.55	-	-	-	-	-	-	-	-	-	-	746.96
Stone for House Construction..	Meter Cube	12.06	-	11.72	18.00	176.38	-	-	-	-	-	-	-	-	22.36
<b>WATER</b>															
Water.....	Meter Cube	6.17	4.42	5.47	8.37	6.79	12.38	9.25	9.60	9.02	2.78	2.50	5.03	10.00	6.62

Table 4 Part 5 :- (Cont'd) Annual Average Retail Price of Goods and Services in Rural Areas by Killil and Zone

July 1999 - June 2000  
Hamle 1991 - Sene 1992

## P R I C E I N B I R R

ITEM	UNIT	K I L L I L A N D Z O N E S														SNNPR Average
		S O U T H E R N N A T I O N S A N D N A T I O N A L I T I E S										P E O P L E S R E G I O N				
		Gurage	Hadiya	Kembata Alaba T.	Sidama	Gedeo	Semen Omo	Debub Omo	Keficho Shekicho	Bench Maji	Yem Sp. Wereda	Amaro Spec.	Burji Spec.	Konso Spec.	Derashe Special	
<b>FUEL AND POWER</b>																
Fire Wood.....	Meter Cube	26.76	30.13	47.35	49.05	58.67	45.65	72.19	25.94	37.97	24.64	10.49	23.19	8.83	25.26	40.92
Charcoal.....	Kg	.91	.94	1.41	1.46	.99	.61	.70	2.08	1.02	-	.90	3.01	.48	.88	1.08
Dung Cake.....	Kg	-	3.03	-	-	-	-	-	-	-	-	-	-	-	-	3.03
Kerosine.....	Lt	2.43	2.44	2.31	2.31	2.51	2.91	4.33	3.58	3.69	2.46	3.71	3.94	4.38	3.70	2.97
Diesel.....	Lt	2.24	2.39	2.32	2.57	2.25	2.97	4.37	3.63	3.90	2.61	3.88	4.77	4.93	4.22	3.48
Electric.....	K.Watt	.66	.76	.31	1.33	.87	.50	.50	-	-	.59	-	-	.83	-	.50
Matches.....	Box	.23	.20	.21	.22	.23	.22	.29	.27	.29	.21	.28	.28	.25	.27	.24
Candles.....	No	.98	1.00	1.01	1.00	1.00	.99	1.00	1.00	1.09	1.00	1.02	1.01	1.00	.97	1.01
Buthane Gas (Shell).....	12.5 Kg	-	-	-	-	-	-	-	-	-	-	-	-	-	-	-
Eveready Drycell.....	No	1.77	1.76	1.77	1.80	1.79	1.96	2.07	1.93	1.98	1.78	2.03	2.03	1.89	1.89	1.89
<b>FURNITURE, FURNISHING, HOUSEHOLD EQUIPMENT AND OPERATION</b>																
<b>CHAIRS, TABLES, ETC.</b>																
Table Wanza (Machine made) Varnished..	No	90.00	206.23	163.04	136.90	195.91	157.88	190.00	-	-	-	-	-	-	-	166.74
Table Wanza (Hand made) Not Varnished.	No	106.00	158.33	106.02	50.76	-	-	-	-	-	-	-	-	-	107.18	100.92
Chairs Wanza (Machine Made) Varnished.	No	42.86	38.82	45.20	34.33	44.78	39.77	136.00	-	-	-	52.50	-	-	-	43.05
Chairs Wanza (Hand Made) Varnished....	No	47.50	32.32	34.43	23.67	37.11	40.00	70.00	34.85	-	-	47.45	-	-	59.81	37.88
Cupboard Wanza (2 doors) Varnished....	No	612.50	907.42	825.78	837.14	754.78	962.78	-	-	-	-	-	-	-	-	855.08
Double Bed Wanza (120cm) Varnished....	No	325.00	404.15	402.64	340.74	355.59	382.97	491.43	-	-	-	430.00	-	-	-	381.72
Sofas (Complete).....	No	450.00	1508.18	2925.00	-	3521.22	-	-	-	-	-	-	-	-	-	2652.00
Book Shelves Wanza (3 Shelves) no Door	No	240.00	169.83	169.15	166.63	210.56	223.28	-	-	-	-	-	-	-	170.52	184.64
<b>FURNISHINGS &amp; REPAIRS</b>																
Bed Sheet (Non-Patterned Bahir Dar)																
1.90m x 2.50m.....	Pair	46.72	42.58	45.53	46.20	46.90	42.60	40.67	46.27	53.21	56.43	46.67	-	47.25	55.56	45.64
Bed Sheet(Patterned Kombolcha)																
1.90m x 2.50m.....	Pair	79.56	75.73	54.73	83.33	78.33	-	45.00	67.50	51.60	-	-	-	85.00	63.33	72.39

Table 4 Part 5 :- (Cont'd) Annual Average Retail Price of Goods and Services in Rural Areas by Killil and Zone

July 1999 - June 2000  
Hamle 1991 - Sene 1992

## P R I C E I N B I R R

K I L L I L A N D Z O N E S															
S O U T H E R N N A T I O N S A N D N A T I O N A L I T I E S P E O P L E S R E G I O N															
ITEM	UNIT														SNKPR Average
		Gurage	Hadiya	Kembata Alaba T.	Sidama	Gedeo	Semen Omo	Debub Omo	Keficho Shekicho	Bench Maji	Yem Sp. Wereda	Anaro Spec.	Burji Spec.	Konso Spec.	
<b>EARTHEN WARE</b>															
Bed Cover(Patterned Kombolcha).....	No	-	79.84	49.21	150.00	56.89	-	-	-	71.50	-	-	-	-	66.49
Blanket Woolen(Debre B.)160cm x 220cm.	No	83.27	97.90	89.44	92.34	89.84	91.23	85.61	99.02	88.91	97.42	-	-	90.00	85.18
Mattress-Sponge (A.A Foam) 120cm.....	No	306.88	234.63	288.05	293.85	288.54	280.76	313.53	330.00	270.00	-	-	291.67	306.67	250.00
Towel-Local (Kombolcha).....	No	-	16.28	13.06	-	12.30	-	16.44	-	25.00	10.33	-	-	18.36	16.00
<b>STRAW, BAMBOO AND OTHERS</b>															
'Sefed'.....	No	3.44	6.56	8.15	3.93	5.20	5.99	4.17	2.83	3.38	3.14	4.55	3.83	6.21	5.02
Sack 100kg Capacity.....	No	-	6.21	5.19	5.55	6.31	-	-	6.83	-	5.00	5.00	4.28	-	5.71
<b>METAL WARE</b>															
Cooking Pan Medium (Local).....	No	24.33	26.80	28.60	34.90	28.16	30.89	35.67	25.11	33.66	24.08	-	22.11	33.10	37.17
Tray (Nickel) Medium N# 45 Local.....	No	12.00	16.35	16.10	14.43	24.93	-	19.78	23.33	20.00	-	13.50	23.00	18.00	19.20
Electric 'Mitad' Aluminium.....	No	-	357.73	-	-	-	-	-	-	-	-	-	-	-	357.73
Gas Stove (Kerosine) China.....	No	40.19	38.40	40.39	42.83	39.67	39.25	44.72	42.11	45.00	45.00	43.71	40.53	43.52	46.25
<b>PLASTIC WARE (LOCAL MADE)</b>															
Jerrycan (20 Litres).....	No	23.35	24.06	25.59	23.83	22.54	24.76	28.04	35.00	25.53	-	22.21	20.50	24.30	23.29
Bucket (20 Litres).....	No	16.14	16.59	16.36	16.66	16.21	15.88	20.92	17.41	18.25	17.95	17.20	-	16.10	16.47

Table 4 Part 5 :- (Cont'd) Annual Average Retail Price of Goods and Services in Rural Areas by Killil and Zone

July 1999 - June 2000  
Hamle 1991 - Sene 1992

P R I C E I N B I R R

ITEM	UNIT	K I L L I L A N D Z O N E S														SNNPR Average
		S O U T H E R N N A T I O N S A N D N A T I O N A L I T I E S P E O P L E S R E G I O N														
		Gurage	Hadiya	Kembata Alaba T.	Sidama	Gedeo	Semen Omo	Debub Omo	Keficho Shekicho	Bench Maji	Yem Sp. Wereda	Amaro Spec.	Burji Spec.	Konso Spec.	Derashe Special	
<b>GLASS WARE</b>																
Glass for Tea (Duralax).....	No	2.93	3.02	2.91	2.94	2.97	3.01	1.54	3.34	3.22	3.33	3.00	3.17	2.92	1.83	3.05
<b>OTHER HOUSEHOLD EQUIPMENT</b>																
Kerosine Lamp.....	No	21.91	21.75	21.30	23.18	20.26	23.24	25.68	23.38	22.15	18.55	22.08	20.78	20.08	23.07	21.95
'Kuraz' Small Local Kerosine Lamp.....	No	1.54	.99	.99	.92	.98	.93	.99	1.00	.99	.97	1.00	1.00	1.16	1.15	1.04
Flash Light.....	No	5.80	5.99	6.04	6.16	5.99	6.03	6.78	6.34	6.59	5.93	6.76	6.32	6.38	6.03	6.21
Electric Bulb Philips(40/60 Watt).....	No	3.54	3.42	3.16	3.00	3.11	-	3.14	3.09	3.50	-	5.00	5.00	3.00	-	3.20
<b>HOUSEHOLD OPERATION</b>																
Hard Soap (Local).....	200gm	1.54	1.75	1.80	1.82	1.91	1.78	1.98	1.92	2.00	1.95	1.98	1.89	1.76	1.86	1.84
Hard Soap (Imported).....	200gm	2.10	2.41	2.66	2.46	2.35	2.56	2.46	2.56	2.60	2.37	2.59	2.44	2.38	2.44	2.48
Detergent (Omo).....	50gm	1.51	1.38	1.55	1.29	1.03	1.41	1.26	1.66	1.46	1.57	1.47	1.24	1.33	1.50	1.38
Incense.....	Kg	10.90	7.25	8.96	7.13	7.16	3.33	10.97	7.07	8.74	3.27	5.00	7.80	1.91	10.13	7.87
Sandal Wood.....	No	.26	.25	.26	.26	.26	.27	.45	.28	.29	.24	.37	.32	.35	.32	.29
Toilet Paper (Mamko).....	Roll	3.00	2.89	2.99	3.05	3.14	3.01	3.25	3.09	3.22	3.11	3.00	2.89	3.00	3.00	3.07
<b>DRY CLEANING</b>																
Dry Cleaning (Suit Men).....	No	-	-	15.00	-	11.73	-	12.00	-	-	-	-	-	-	-	12.31
<b>DOMESTIC SERVICE</b>																
Maid Servant.....	Month	24.16	32.20	25.18	37.29	50.78	19.14	25.15	23.03	26.27	15.23	30.38	49.58	26.88	29.07	27.71
Unskilled Service (Daily Laborer)....	Day	6.07	6.12	6.13	6.52	6.25	5.64	5.29	6.65	6.69	5.29	6.61	5.61	5.60	4.27	6.09

Table 4 Part 5 :- (Cont'd) Annual Average Retail Price of Goods and Services in Rural Areas by Killilil and Zone

July 1999 - June 2000  
Hamle 1991 - Sene 1992

## P R I C E I N B I R R

K I L L I L A N D Z O N E S																
S O U T H E R N N A T I O N S A N D N A T I O N A L I T I E S P E O P L E S R E G I O N																
ITEM	UNIT													SNMPR Average		
		Gurage	Hadiya	Kembata Alaba T.	Sidama	Gedeo	Semen Omo	Debub Omo	Keficho Shekicho	Bench Maji	Yem Sp. Wereda	Amaro Spec.	Burji Spec.		Konso Spec.	Derashe Special
<b>MEDICAL CARE</b>																
Ampicillin(250 mg) Local.....	56 Caps	20.47	19.33	18.23	19.33	22.21	21.56	21.80	21.91	19.00	15.75	25.08	19.81	22.49	21.41	20.20
Dichlorophine(500 mg) Local.....	6 Pills	1.70	1.83	1.55	1.76	1.81	1.63	2.15	2.14	1.46	-	1.89	-	2.06	1.63	1.71
Tetracycline(250mg) Local.....	56 Caps	9.49	12.23	9.91	9.52	11.99	10.30	12.16	12.44	9.87	10.81	10.51	10.03	10.47	10.42	10.84
Penicillin Injection(4 Mu. Local).	Bottle	4.56	4.62	4.46	4.03	4.29	5.08	5.26	5.05	3.96	3.31	4.11	5.57	5.17	4.34	4.48
Chloramphenicol(250mg) Local.....	56 Caps	19.87	13.77	13.41	21.19	16.69	18.80	18.59	20.07	12.03	13.84	19.19	-	-	16.80	15.69
Dipron(500mg) Local.....	20 Pills	2.58	3.58	2.63	3.16	3.62	3.55	4.51	3.64	2.50	1.78	3.63	2.66	3.03	2.92	3.20
Cough Syrup (Berantine) Local.....	125cc	9.18	9.11	8.00	8.55	9.44	9.00	11.43	8.18	8.93	6.08	10.16	9.67	10.51	9.00	8.84
Bactrim(480mg) Local.....	30 Pills	9.63	7.26	11.22	10.04	12.39	13.42	14.45	18.04	6.72	4.05	14.69	6.00	-	7.11	10.37
Vermox(100mg) Local.....	12 Pills	3.09	2.47	2.74	3.52	3.27	4.04	4.94	3.33	2.73	1.06	3.91	2.71	2.88	2.91	3.18
Mezel(250mg) Local.....	30 Caps	5.08	5.89	5.04	5.18	6.13	5.95	8.00	6.49	4.88	3.08	6.32	5.57	6.24	5.60	5.69
Asprin (300 mg) Local.....	20 Pills	2.00	2.56	2.01	2.51	3.06	3.32	3.29	2.74	2.21	.93	3.29	2.11	2.54	2.11	2.56
<b>OTHER MEDICAL EXPENSES</b>																
Doctor's Fee (Government).....	per visit	1.83	1.07	.77	1.00	2.45	2.00	-	.69	.73	.50	-	1.00	-	-	.97
Doctor's Fee (Private).....	per visit	2.00	10.00	6.45	-	9.63	8.81	8.93	-	4.74	-	-	-	-	-	7.79
Injection (Service Charge).....	Once	.86	.96	1.26	1.22	1.07	.85	1.00	.60	.63	.50	1.00	1.00	2.00	.75	.97
<b>TRANSPORT AND COMMUNICATION</b>																
<b>TRANSPORT</b>																
Benzene.....	Lt	3.25	2.87	3.09	3.00	2.83	-	3.32	-	-	-	3.03	4.22	3.48	-	3.07
Motor Oil (Mobil).....	Lt	-	15.70	16.43	-	16.97	15.44	17.28	-	-	-	20.70	-	-	-	16.44
Car Washing and Greasing.....	No	-	26.17	30.38	-	24.72	-	-	-	-	-	-	-	-	-	26.30
Animal Transport fare.....	Trip	8.20	9.99	10.74	10.81	10.48	26.36	30.85	22.86	22.08	21.66	35.00	-	-	5.00	19.06
Cart Fare.....	Trip	-	2.91	1.34	-	1.01	-	-	-	-	-	-	-	-	-	1.66

Table 4 Part 5 :- (Cont'd) Annual Average Retail Price of Goods and Services in Rural Areas by Killilil and Zone

July 1999 - June 2000  
Hamle 1991 - Sene 1992

PRICE IN BIRR

ITEM	UNIT	KILLILIL AND ZONES														SNNPR Average
		SOUTHERN NATIONS AND NATIONALITIES PEOPLES REGION														
		Garage	Hadiya	Kembata Alaba T.	Sidama	Gedeo	Semen Omo	Debub Omo	Keficho Shekicho	Bench Maji	Yem Sp. Wereda	Amaro Spec.	Burji Spec.	Konso Spec.	Derashe Special	

ENTERTAINMENT AND EDUCATION

EQUIPMENT AND ACCESSORIES

T.V. Set Philips 21 inch(Colored)..... No	-	-	-	-	-	-	-	-	-	-	-	-	-	-	-	-	3490.91
Cassette Recorded Original(Local Music)No	-	-	13.00	12.85	12.83	-	-	13.35	13.06	13.40	13.00	12.67	13.00	12.96	13.12	13.08	3490.91
Radio Set Philips 3 Band..... No	-	-	-	-	160.00	-	-	177.50	162.14	151.25	-	150.00	-	143.64	-	156.62	156.62
Tape Recorder National (2 Speaker).... No	-	-	-	-	-	-	-	-	-	-	-	-	-	-	-	-	-
Expense for Photograph(Passport size)4Pho	4.32	2.99	3.57	4.06	3.50	4.00	3.00	5.00	4.75	3.00	-	3.00	-	-	-	-	3.58
Newspaper (Addis Zemen)..... No	-	.90	-	-	.50	-	.75	-	-	-	-	-	-	-	-	-	.66

EDUCATION

Exercise Book (50 Leaves) Local..... No	1.84	1.75	1.83	1.91	1.93	2.03	2.17	2.00	2.10	1.86	2.02	2.10	2.20	2.00	1.96	1.96
Pencil (China)..... No	.26	.26	.28	.29	.25	.29	.33	.29	.27	.25	.34	.33	.28	.39	.29	.29
Ball Point-Bic England..... No	.99	1.02	1.03	1.01	1.01	.97	1.00	1.01	1.00	1.00	1.00	1.02	.99	1.00	1.00	1.00
Day School Fee-Public(Grade 7 & 8)..Month	-	17.00	-	-	-	-	1.00	-	-	-	-	-	-	-	-	9.00
Day School Fee-Private(Grade 9-12)..Month	-	-	-	-	-	-	19.50	-	-	-	-	-	-	-	-	19.50
Night School Fee-Government(Gr.9-12)Month	-	17.00	25.00	-	26.17	-	17.81	19.79	-	-	22.00	18.00	19.83	17.45	20.81	20.81

PERSONAL CARE AND EFFECTS

PERSONAL CARE

Lux Toilet Soap..... 90gm	3.43	3.28	3.14	3.47	3.41	3.38	3.83	3.57	3.49	3.22	2.30	3.60	3.50	3.73	3.51
Blade-TOPAZ..... No	.25	.26	.25	.26	.27	.28	.31	.29	.30	.26	.33	.31	.28	.31	.28
Hair Dressing (Traditional)..... No	1.23	1.22	2.63	1.97	3.38	-	-	1.69	2.10	-	-	-	.30	.30	2.44
Hair Dressing (Modern)..... No	-	4.83	9.34	7.38	7.73	6.71	4.63	2.00	7.67	-	7.45	-	-	-	7.54
Barbery (Mens Hair Cut)..... No	2.03	1.40	1.92	1.50	2.21	1.09	3.10	2.31	2.95	2.93	2.84	3.00	3.00	-	1.86
Paraffin Hair Oil..... 330cc	7.82	7.94	7.78	8.06	8.01	8.25	9.73	9.38	9.21	8.50	7.95	8.76	11.93	8.60	8.33
Zenith Hair Oil..... 330cc	7.97	8.47	8.05	8.59	29.80	8.59	9.41	9.24	9.39	8.66	8.43	8.61	8.18	8.18	11.13

Table 4 Part 5 :- (Cont'd) Annual Average Retail Price of Goods and Services in Rural Areas by Killil and Zone

July 1999 - June 2000  
Hamle 1991 - Sene 1992

MERCANTILE GOODS AND SERVICES

P R I C E I N B I R R

ITEM	UNIT	K I L L I L A N D Z O N E S												SNPR Average		
		S O U T H E R N N A T I O N S A N D N A T I O N A L I T I E S P E O P L E S R E G I O N														
		Gurage	Hadiya	Kembata Alaba T.	Sidama	Gedeo	Semen Omo	Debut Omo	Keficho Shekicho	Bench Maji	Yem Sp. Wereda	Amaro Spec.	Burji Spec.	Konso Spec.	Derashe Special	
<b>PERSONAL EFFECTS</b>																
Umbrella-Men Medium (Local).....	No	24.84	24.89	25.89	26.15	23.99	25.89	28.64	28.23	28.52	28.94	28.49	25.30	22.23	28.57	26.64
Umbrella-Women Medium (Imported).....	No	22.35	23.76	23.75	23.93	23.88	23.83	29.06	29.85	26.61	25.55	26.70	26.13	28.30	24.92	25.57
Hand Bag (Imported Synthetic).....	No	-	-	-	-	118.94	-	97.00	-	-	-	-	-	-	-	116.05
Belt (Local) Machine Made.....	No	7.77	9.70	9.93	9.81	12.34	6.15	12.76	10.73	12.16	12.39	10.18	-	10.12	11.46	10.24
Belt (Local) Hand Made.....	No	-	3.78	3.58	3.46	25.00	6.33	-	-	14.00	4.67	15.00	-	2.85	-	4.27
<b>JEWELLERY</b>																
Seiko-21 Jewels Automatic (Men).....	No	-	-	-	-	-	-	-	-	-	-	-	-	-	-	-
Seiko-21 Jewels Automatic (Women).....	No	-	-	-	-	-	-	-	-	-	-	-	-	-	-	-
Earrings (4gm 18 carat Local).....	Pair	-	280.88	-	320.00	317.58	-	318.18	-	-	-	-	-	-	-	307.66
Neck Laces (6gm 21 carat Imported).....	No	-	467.33	-	-	570.00	-	630.00	-	-	-	-	-	-	-	499.00
Rings (4gm 18 carat Local).....	No	-	266.18	-	320.00	313.96	-	318.18	-	-	-	-	-	-	-	304.70
<b>LIVESTOCK AND DRAUGHT ANIMALS</b>																
<b>LIVESTOCK</b>																
Sheep (10-15Kg).....	No	55.42	52.71	50.53	54.40	68.58	55.43	27.88	56.48	47.52	52.76	43.36	50.00	33.43	31.40	50.40
Goat (10-15Kg).....	No	50.82	56.05	49.35	52.35	62.56	45.10	27.60	58.46	41.75	41.01	53.81	33.14	32.23	32.68	46.76
Heifer (2-4 Years).....	No	236.82	243.47	239.68	260.30	282.14	237.72	305.46	257.58	279.13	285.53	260.48	243.61	289.68	277.38	263.38
Cow (4 Years and Above).....	No	407.29	387.40	366.04	476.78	537.97	457.83	448.33	429.58	459.90	374.12	417.75	306.53	359.86	340.39	423.49
Bull (2-4 Years).....	No	247.85	298.90	287.10	296.82	366.86	235.42	342.01	283.75	310.99	342.35	300.51	238.65	362.64	296.07	302.22
Ox (4 Years and Above).....	No	609.86	559.23	579.61	656.59	818.60	583.63	653.85	628.62	579.45	539.24	636.67	491.39	632.21	511.04	616.52
Hen (Indigenous).....	No	7.61	8.39	8.22	7.89	10.17	6.67	5.09	7.58	9.57	7.25	6.26	4.86	3.89	4.16	7.35
Cock (Indigenous).....	No	10.29	12.37	12.40	12.90	16.08	11.19	8.14	12.11	10.88	11.53	10.74	10.47	7.06	7.94	11.25

Table 4 Part 5 :- (Cont'd) Annual Average Retail Price of Goods and Services in Rural Areas by Killil and Zone

July 1999 - June 2000  
Hamle 1991 - Sene 1992

PRICE IN BIRR

ITEM	UNIT	KILLIL AND ZONES														SNNPR Average
		SOUTHERN NATIONS AND NATIONALITIES PEOPLES REGION														
		Garage	Hadiya	Kembata Alaba T.	Sidama	Gedeo	Semen Omo	Debub Omo	Keficho Shekicho	Bench Maji	Yem Sp. Wereda	Amaro Spec.	Burji Spec.	Konso Spec.	Derashe Special	
<b>DRAUGHT ANIMALS</b>																
Donkey.....	No	227.57	243.92	265.51	295.74	323.89	266.94	232.50	305.63	280.00	201.00	-	250.00	282.00	-	265.88
Horse.....	No	300.00	466.24	377.72	-	568.79	-	492.20	567.38	594.65	260.00	-	-	-	-	508.95
Mule.....	No	823.67	743.67	634.84	-	766.57	-	1169.68	987.30	811.67	650.00	-	-	-	-	816.56
<b>FARM EQUIPMENT (INDUSTRIAL PRODUCT)</b>																
Sickel.....	No	10.43	13.45	13.58	8.98	8.35	13.34	11.91	10.20	9.77	15.33	9.75	9.55	11.62	14.32	11.43
Pick Axe ('Doma').....	No	16.83	-	17.38	9.90	20.67	14.33	20.52	10.00	20.00	-	10.25	-	11.00	25.00	17.20
'Gejera'.....	No	13.75	20.67	20.30	10.00	15.15	-	20.24	38.17	35.57	31.25	-	-	-	23.50	33.14
<b>FARM EQUIPMENT (HAND MADE)</b>																
'Mofer'.....	No	9.50	10.12	9.81	-	-	4.41	3.50	4.78	4.00	-	-	-	4.82	8.83	6.56
'Kember'.....	No	5.85	5.19	4.94	-	-	2.69	4.50	3.60	2.00	2.00	-	-	4.52	4.83	4.10
'Digr'.....	No	1.91	1.67	1.77	-	-	1.99	5.00	2.16	1.25	2.41	-	1.33	1.23	18.00	1.85
Plough.....	No	6.82	7.82	8.86	-	-	7.24	15.24	10.55	9.09	10.74	-	14.74	15.42	16.53	11.09
Sickel.....	No	3.82	2.52	2.23	2.39	-	1.22	6.92	7.33	-	4.27	2.62	-	6.88	8.51	2.91
'Wegel'.....	No	2.07	4.53	4.08	-	-	2.97	5.13	4.54	4.14	3.83	-	3.14	5.20	4.86	4.25
<b>MISCELLANEOUS GOODS AND SERVICES</b>																
Coffine (Medium Quality).....	No	-	151.63	113.95	122.79	151.92	-	-	229.48	55.00	-	-	-	60.00	141.91	-





Table 1 Part 6 :- (Cont'd) Quarterly Average Retail Price of Goods and Services in Rural Areas by Killil and Zone

April 2000 - June 2000  
Miazia 1992 - Sene 1992

## P R I C E I N B I R R

K I L L I L A N D Z O N E S											
ITEM	UNIT	GAMBELLA			Gambella Average	Harari	ADDIS ABABA		Addis Ababa Average	Dire Dawa	National Average
		Zone 1	Zone 2	Zone 4			Zone 3	Zone 6			
<b>CEREALS UNMILLED</b>											
'Teff' White	Kg	3.46	-	3.06	3.26	3.03	3.07	2.96	3.05	3.10	2.30
'Teff' Mixed	Kg	2.79	-	2.55	2.63	2.82	2.73	2.67	2.72	2.80	2.15
'Teff' Black (Red)	Kg	2.21	-	2.37	2.32	2.59	2.40	2.35	2.40	2.54	2.02
Wheat White	Kg	2.15	1.41	-	1.71	2.66	2.12	1.91	2.08	2.61	1.98
Wheat Mixed	Kg	-	-	1.92	1.92	2.05	1.92	1.72	1.86	2.77	1.85
Wheat Black	Kg	1.86	1.42	1.85	1.81	2.17	1.96	2.21	2.00	2.10	1.88
Barley White	Kg	3.06	-	-	3.06	2.51	2.51	3.23	2.64	2.31	1.94
Barley Mixed	Kg	3.17	-	1.30	2.61	2.05	2.29	2.25	2.28	2.01	1.75
Barley Black	Kg	2.75	-	1.40	1.51	2.33	2.46	2.56	2.48	2.16	1.78
Barley for Beer	Kg	-	-	-	-	2.75	2.43	3.09	2.61	2.27	2.00
Maize	Kg	1.45	.97	.78	1.08	1.61	1.50	1.52	1.50	1.55	1.40
Durrah	Kg	-	-	-	-	1.81	1.85	1.60	1.80	-	1.59
Sorghum Yellow	Kg	-	-	-	-	2.00	2.20	2.15	2.19	2.10	1.74
Sorghum White	Kg	1.60	-	1.09	1.35	2.13	2.17	1.88	2.12	2.22	1.51
Sorghum Red	Kg	1.56	-	1.05	1.46	1.67	1.77	1.64	1.75	1.61	1.43
African Millet	Kg	-	1.62	1.83	1.79	-	2.11	2.13	2.11	-	1.56
Rice	Kg	5.85	-	-	5.85	4.41	4.63	4.68	4.64	4.49	5.07
Oats	Kg	3.69	-	-	3.69	-	-	2.75	2.75	-	1.96
Hulled Barley	Kg	-	-	-	-	-	3.47	-	3.47	-	2.14
<b>CEREALS MILLED</b>											
'Teff' White	Kg	-	-	-	-	-	-	-	-	-	3.30
'Teff' Mixed	Kg	-	-	-	-	-	-	-	-	-	3.21
'Teff' Black (Red)	Kg	-	-	-	-	-	-	-	-	2.81	2.66
Wheat White	Kg	3.12	-	-	3.12	2.96	-	-	-	2.65	2.57
Wheat Mixed	Kg	2.62	-	-	2.62	2.12	-	-	-	-	2.52
Barley White	Kg	-	-	-	-	-	-	-	-	-	2.71
Barley Mixed	Kg	-	-	-	-	-	-	-	-	-	2.09

Table 1 Part 6 :- (Cont'd) Quarterly Average Retail Price of Goods and Services in Rural Areas by Killilil and Zone

April 2000 - June 2000  
Miazia 1992 - Sene 1992

## P R I C E I N B I R R

ITEM	UNIT	K I L L I L I L A N D Z O N E S									
		GAMBELLA			Gambella Average	Harari	ADDIS ABABA		Addis Ababa Average	Dire Dawa	National Average
		Zone 1	Zone 2	Zone 4			Zone 3	Zone 6			
Maize.....	Kg	2.27	1.98	-	2.16	1.92	-	-	-	2.82	1.87
Oats.....	Kg	-	-	-	-	-	3.33	3.30	3.33	-	4.93
Sorghum.....	Kg	-	-	-	-	1.72	-	-	-	2.55	1.97
Durrah.....	Kg	-	-	-	-	-	-	-	-	-	4.00
'Furno Duket' Locally Processed..	Kg	4.59	4.97	3.48	4.19	3.89	3.54	3.47	3.52	3.74	3.91
<b>PULSES UNMILLED</b>											
Horse Beans.....	Kg	3.53	4.17	2.43	3.02	2.84	2.41	2.25	2.38	3.05	2.20
Peas White.....	Kg	3.34	2.40	2.46	3.05	3.50	3.57	2.83	3.42	2.96	2.47
Peas Black.....	Kg	-	4.42	2.29	3.36	3.00	2.65	2.24	2.51	-	2.43
Peas Mixed.....	Kg	2.98	4.30	2.51	2.80	2.96	2.76	2.14	2.62	2.73	2.39
Soya Beans.....	Kg	-	-	-	-	-	4.85	-	4.85	-	2.17
Chick Peas.....	Kg	3.58	3.57	2.72	3.09	2.71	1.96	1.81	1.94	3.21	2.35
Lentils.....	Kg	4.71	3.67	3.94	4.15	4.32	3.75	3.33	3.68	4.80	3.42
Haricot Beans.....	Kg	2.21	2.17	.85	1.73	2.81	1.93	1.51	1.75	2.55	1.80
Lima Beans.....	Kg	3.26	2.49	1.19	1.53	2.54	2.00	-	2.00	2.79	1.88
Vetch.....	Kg	-	-	2.25	2.25	2.25	1.68	1.45	1.62	2.07	1.76
Fenugreek.....	Kg	7.69	12.92	5.03	7.09	3.85	2.97	2.83	2.95	5.94	4.56
<b>PULSES MILLED OR SPLIT</b>											
Horse Beans Milled.....	Kg	-	-	5.06	5.06	-	3.40	-	3.40	-	4.79
Peas Milled.....	Kg	6.02	7.22	4.52	5.70	5.37	4.83	-	4.83	-	5.30
Chick Peas Milled.....	Kg	-	-	-	-	-	5.01	-	5.01	-	5.46
Mixed Pulses Milled.....	Kg	5.48	-	4.75	5.30	4.97	4.47	-	4.47	4.37	4.82
Vetch Milled.....	Kg	-	-	4.01	4.01	5.20	3.21	2.66	3.06	3.57	4.45
Peas Split.....	Kg	5.86	4.95	4.21	5.13	5.04	4.84	4.37	4.76	5.20	5.00
Peas Split(Roasted).....	Kg	-	-	4.93	4.93	-	3.93	3.73	3.90	5.03	4.70
Horse Beans Split(Roasted).....	Kg	-	3.12	3.78	3.72	-	3.63	4.06	3.72	5.00	3.89
Lentils Split.....	Kg	6.10	7.50	5.06	5.84	5.24	4.88	5.24	4.94	6.03	5.57

Table 1 Part 6 :- (Cont'd) Quarterly Average Retail Price of Goods and Services in Rural Areas by Killil and Zone

April 2000 - June 2000  
Miaxia 1992 - Sene 1992

## P R I C E I N B I R R

ITEM	UNIT	K I L L I L A N D Z O N E S									
		GAMBELLA			Gambella Average	Harari	ADDIS ABABA		Addis Ababa Average	Dire Dawa	National Average
		Zone 1	Zone 2	Zone 4			Zone 3	Zone 6			
Vetch Split(Roasted).....	Kg	-	-	-	-	-	2.51	2.30	2.46	4.00	2.91
Chick Peas Split(Roasted).....	Kg	-	-	-	-	-	4.66	-	4.66	3.50	4.12
Fenugreek Milled.....	Kg	11.88	-	6.20	9.70	6.23	9.02	5.99	8.37	5.89	8.46
<b>OIL SEEDS</b>											
Niger Seed.....	Kg	5.80	-	6.17	6.05	8.51	5.33	4.65	5.22	-	3.81
Linseed White.....	Kg	-	-	-	-	-	5.98	4.28	5.13	-	4.43
Linseed Black.....	Kg	6.08	6.26	5.35	5.85	5.56	5.38	4.54	5.24	7.45	3.98
Sesame Seed.....	Kg	6.34	4.14	6.48	5.82	5.45	5.52	4.07	5.22	-	4.52
Sunflower.....	Kg	4.66	-	-	4.66	4.81	3.69	3.36	3.63	5.90	2.91
Castor Beans.....	Kg	-	-	-	-	4.11	4.26	2.05	3.16	4.19	2.64
Rape Seed.....	Kg	-	-	3.82	3.82	5.59	3.77	5.15	3.93	4.95	3.29
Ground Nut Shelled.....	Kg	6.25	-	-	6.25	4.41	5.68	5.46	5.58	5.40	5.54
<b>PREPARED CEREAL PRODUCTS</b>											
Spaghetti (Local) Without Egg....	Kg	7.08	6.00	5.38	6.28	6.21	6.04	6.00	6.03	5.96	6.19
Pastini.....	Kg	9.00	-	-	9.00	7.33	7.45	6.44	7.25	6.96	7.69
Macaroni (Local) Without Egg.....	Kg	5.86	6.25	5.02	5.57	5.22	4.99	4.75	4.96	5.71	5.44
'Fafa' Flour.....	kg	8.00	-	-	8.00	-	7.23	7.00	7.16	3.25	7.61
'Dube' Flour.....	kg	-	-	3.69	3.69	-	4.93	3.43	4.41	-	4.83
<b>BREAD AND OTHER PREPARED FOODS</b>											
'Enjera' ('Teff' Mixed).....	325gm	.92	-	1.36	.96	.78	.94	.61	.90	.71	.80
'Dabo' (Traditional Ambasha)..	350gm	.63	.74	-	.67	-	.79	-	.79	.65	.76
'Dabo' (Traditional Sheleto)..	350gm	.73	-	-	.73	.73	.68	.65	.68	.69	.71
Bread Wheat (Bakery).....	350gm	1.24	1.26	1.12	1.18	1.47	1.31	1.75	1.38	1.62	1.28

Table 1 Part 6 :- (Cont'd) Quarterly Average Retail Price of Goods and Services in Rural Areas by Killil and Zone

April 2000 - June 2000  
Miazia 1992 - Sene 1992

P R I C E I N B I R R											
K I L L I L A N D Z O N E S											
ITEM	UNIT	GAMBELLA				Harari	ADDIS ABABA		Addis Ababa Average	Dire Dawa	National Average
		Zone 1	Zone 2	Zone 4	Gambella Average		Zone 3	Zone 6			
<b>MEAT</b>											
Beef .....	Kg	8.55	7.94	11.77	9.72	13.32	13.01	13.17	13.04	12.46	10.36
<b>FISH AND FISH PRODUCTS</b>											
Fish Fresh.....	Kg	1.49	1.47	-	1.49	-	4.00	-	4.00	-	1.38
Sardines (Imported).....	125gm	-	-	-	-	5.46	5.42	-	5.42	5.95	6.03
<b>DIARY PRODUCTS AND EGG</b>											
Cow Milk (Unpasteurized).....	Lt	1.61	-	2.00	1.72	3.09	2.58	-	2.58	3.65	2.68
Cow Milk (pasteurized).....	Lt	-	-	-	-	2.77	2.82	-	2.82	-	2.75
Camel Milk.....	Lt	-	-	-	-	2.45	-	-	-	2.80	2.21
Goat Milk.....	Lt	-	-	-	-	-	-	-	-	-	2.42
Powdered Milk (Edget).....	450gm	-	-	-	-	-	15.82	14.39	15.02	-	16.08
Yoghurt (Traditional).....	Lt	-	-	2.59	2.59	-	2.63	2.31	2.58	5.17	3.74
Cheese Cottage.....	Kg	-	3.38	5.92	5.54	-	7.69	5.69	7.22	12.00	4.90
Egg (Traditional).....	Dozen	5.12	4.21	5.57	5.05	5.97	5.10	4.86	5.05	6.43	3.64
<b>OILS AND FATS</b>											
Butter Unrefined.....	Kg	30.66	23.84	23.95	25.59	35.33	31.23	36.09	32.12	34.22	25.00
Cooking Oil (Imported).....	Lt	11.71	14.71	16.00	13.30	9.06	12.79	10.50	12.58	10.75	13.58
Cooking Oil (Local).....	Lt	-	14.56	13.60	13.70	12.04	12.38	12.75	12.44	-	14.09

Table 1 Part 6 :- (Cont'd) Quarterly Average Retail Price of Goods and Services in Rural Areas by Killil and Zone

April 2000 - June 2000  
Miazia 1992 - Sene 1992

## PRICE IN BIRR

K I L L I L A N D Z O N E S											
ITEM	UNIT	GAMBELLA			Gambella Average	Harari	ADDIS ABABA		Addis Ababa Average	Dire Dawa	National Average
		Zone 1	Zone 2	Zone 4			Zone 3	Zone 6			
<b>VEGETABLES AND FRUITS</b>											
<b>VEGETABLES (FRESH)</b>											
Ethiopian Kale.....	Kg	1.41	.89	.48	.78	1.21	1.54	.79	1.41	.99	.67
Cabbage.....	Kg	1.93	-	-	1.93	1.34	1.14	.40	1.02	1.32	1.15
Lettuce.....	Kg	-	-	-	-	2.82	2.22	.67	1.93	1.56	1.45
Spinach.....	Kg	-	-	-	-	1.12	1.21	.61	1.10	.75	.81
Carrot.....	Kg	3.03	-	2.28	2.58	1.81	1.88	1.68	1.85	2.52	1.83
Tomatoes.....	Kg	3.79	4.34	2.73	3.12	3.19	1.99	1.89	1.98	2.61	1.99
Onions.....	Kg	4.43	4.48	3.22	3.98	2.74	2.08	1.65	2.01	2.20	2.68
Garlics.....	Kg	8.12	7.52	9.66	8.54	6.43	4.03	3.20	3.89	4.82	5.06
Leaks.....	Kg	-	-	-	-	3.11	1.66	1.52	1.62	2.49	2.21
Pepper Green.....	Kg	6.03	4.27	1.94	3.46	6.93	3.91	2.93	3.79	4.57	3.24
Pumpkin.....	Kg	-	-	-	-	-	.65	1.76	1.07	1.14	.56
Green Peas.....	Kg	-	-	-	-	-	2.01	1.84	1.97	-	2.14
Beet Root.....	Kg	1.81	-	1.79	1.80	1.99	1.42	.97	1.35	1.97	1.46
Cauliflower.....	Kg	-	-	-	-	-	2.25	-	2.25	-	1.02
<b>FRUITS FRESH</b>											
Banana.....	Kg	1.67	-	1.11	1.36	2.67	2.50	2.17	2.44	2.02	1.37
Orange.....	Kg	1.66	-	1.39	1.41	3.79	3.05	2.08	2.88	1.83	1.71
Lemon.....	Kg	3.89	-	1.63	2.24	3.80	3.42	2.91	3.32	2.63	1.74
Mandarine.....	Kg	-	-	-	-	-	4.00	-	4.00	2.23	2.35
Papaya.....	Kg	-	-	.89	.89	1.64	1.90	-	1.90	1.81	1.00
Grapes.....	Kg	-	-	-	-	-	1.66	-	1.66	-	1.66
Avocado.....	Kg	1.96	-	-	1.96	-	2.62	-	2.62	-	2.00
Mango.....	Kg	1.26	-	1.69	1.57	1.50	2.93	2.50	2.88	1.80	1.74
Cactus.....	Kg	-	-	-	-	-	1.18	-	1.18	-	.61

Table 1 Part 6 :- (Cont'd) Quarterly Average Retail Price of Goods and Services in Rural Areas by Killil and Zone

April 2000 - June 2000  
Miazia 1992 - Sene 1992

## P R I C E I N B I R R

ITEM	UNIT	K I L L I L A N D Z O N E S										
		GAMBELLA				Gambella Average	Harari	ADDIS ABABA		Addis Ababa Average	Dire Dawa	National Average
		Zone 1	Zone 2	Zone 4	Zone 3			Zone 6				
<b>SPICES</b>												
Pepper whole.....	Kg	-	-	-	-	16.07	14.60	17.90	15.29	18.73	12.60	
Black Pepper(Local).....	Kg	-	-	-	-	-	6.94	-	6.94	-	12.26	
Long Pepper(Local).....	Kg	-	-	-	-	17.12	19.42	-	19.42	17.23	15.43	
White Cumin(Bishop's Weed) Local.	Kg	11.17	11.93	9.44	10.75	11.57	9.30	12.47	9.83	15.69	9.71	
Black Cumin(Local).....	Kg	9.49	-	8.40	8.85	13.68	9.17	10.74	9.43	15.30	10.52	
Ginger Dry(Local).....	Kg	-	5.45	3.10	3.98	7.51	8.89	3.63	7.76	8.17	8.47	
Ginger Wet(Local).....	Kg	4.59	5.75	1.06	2.91	4.33	1.93	2.06	1.95	4.11	2.62	
Cloves(Imported).....	Kg	50.00	-	50.00	50.00	-	89.23	36.50	83.37	-	67.06	
Cinnamon(Imported).....	Kg	64.22	-	60.00	61.20	-	60.67	44.50	54.20	-	65.35	
Cardamon(Local).....	Kg	16.82	20.37	17.97	18.47	29.09	18.41	19.28	18.56	-	21.14	
Tumeric Flour(Local).....	Kg	7.77	16.66	8.58	8.32	7.60	6.51	4.46	6.15	9.80	7.35	
Chillies Whole.....	Kg	20.55	22.22	12.30	14.86	25.38	16.02	18.25	16.42	15.85	14.39	
Basil Dry.....	Kg	-	-	5.76	5.76	10.84	11.94	11.12	11.80	13.78	8.16	
<b>POTATOES, OTHER TUBERS AND STEMS</b>												
Potato.....	Kg	2.53	2.60	1.60	2.05	1.79	1.61	1.23	1.55	1.67	1.45	
Sweet Potato.....	Kg	-	.81	-	.81	1.08	.99	-	.99	1.10	.85	
'Kocho' (Unprocessed).....	Kg	-	-	-	-	-	-	1.06	1.06	-	.64	
'Bula'.....	Kg	-	-	2.83	2.83	-	4.81	1.66	4.11	7.96	2.27	
<b>COFFEE, TEA, CHAT AND BUCK-THORN LEAVES</b>												
Tea Leaves(Local).....	100gm	2.36	2.36	2.00	2.22	2.19	1.92	1.97	1.93	2.11	2.12	
Coffee Whole.....	Kg	-	-	4.14	4.14	8.81	-	15.83	15.83	12.50	5.59	
Coffee Beans.....	Kg	12.09	8.99	8.52	9.97	19.51	13.78	13.21	13.66	15.03	11.96	
Coffee Leaves.....	Kg	-	-	1.90	1.90	5.67	-	3.82	3.82	5.47	2.93	
Buck Thorn Leaves.....	Kg	7.13	7.20	2.63	6.54	4.10	4.06	3.98	4.05	3.06	2.95	
'Chat'.....	Kg	23.25	-	1.87	4.93	5.06	12.99	10.18	12.51	11.45	6.20	

Table 1 Part 6 :- (Cont'd) Quarterly Average Retail Price of Goods and Services in Rural Areas by Killil and Zone

April 2000 - June 2000  
Miazia 1992 - Sene 1992

## P R I C E I N B I R R

K I L L I L A N D Z O N E S											
ITEM	UNIT	GAMBELLA			Gambella Average	Harari	ADDIS ABABA		Addis Ababa Average	Dire Dawa	National Average
		Zone 1	Zone 2	Zone 4			Zone 3	Zone 6			
Malt-Barley.....	Kg					5.08	4.71	3.38	4.51	6.26	3.48
Malt-Wheat.....	Kg					4.06	4.76	3.33	4.51	5.55	3.42
<b>OTHER FOOD ITEMS</b>											
Salt.....	Kg	2.53	2.53	2.28	2.44	1.73	1.24	1.18	1.23	1.59	1.79
Sugar.....	Kg	5.94	8.11	5.23	5.70	4.47	5.05	4.84	5.02	5.09	5.95
Honey.....	Kg	-	6.26	6.92	6.80	20.00	16.38	-	16.38	20.20	12.20
Canned Tomato (Local).....	410gm	8.64	7.88		8.45	6.82	6.66	6.17	6.56	6.49	7.51
<b>FOOD TAKEN AWAY FROM HOME</b>											
Cup of Tea.....	No	.35	.28	.27	.30	.28	.41	.32	.39	.32	.27
Cup of Coffee.....	No	.63	.50	.50	.57	.70	.86	.69	.83	.66	.65
Cup of Milk.....	No	.71	-	.75	.71	.70	.89	.59	.84	.98	.78
'Key Wot Yebere'.....	One Meal	4.00	5.00	4.40	4.25	3.13	4.14	4.39	4.19	4.00	3.78
'Key Wot Yebeg/Yefyel'.....	One Meal	4.19	5.00	5.00	4.60	3.80	5.25	5.17	5.24	4.18	3.97
<b>COST OF MILLING</b>											
Cereals.....	100Kg	14.31	14.93	16.25	15.22	15.17	9.18	6.00	8.97	14.66	12.53
Pulses.....	100Kg	13.86	-	23.75	16.33	14.29	10.67	8.00	10.35	15.12	15.24
Pepper Whole.....	100Kg	-	-	68.18	68.18	88.41	70.49	125.00	74.20	86.53	74.56
<b>BEVERAGES - NON ALCHOLIC</b>											
Ambo Mineral Water.....	500cc	2.83	3.00	2.64	2.79	-	1.30	1.50	1.34	1.50	2.20
Bure Mineral Water.....	500cc	2.50	-	-	2.50	-	1.38	1.25	1.35	-	1.92
Coca Cola/Fanta.....	300cc	2.81	-	2.50	2.65	1.59	1.50	1.50	1.50	1.50	2.12
Pepsi Cola/Mirinda.....	300cc	2.85	2.94	2.59	2.78	1.59	1.50	1.50	1.50	1.50	2.18

Table 1 Part 6 :- (Cont'd) Quarterly Average Retail Price of Goods and Services in Rural Areas by Killilil and Zone

April 2000 - June 2000  
Miazia 1992 - Sene 1992

P R I C E I N B I R R

K I L L I L A N D Z O N E S											
ITEM	UNIT	GAMBELLA			Gambella Average	Harari	ADDIS ABABA		Addis Ababa Average	Dire Dawa	National Average
		Zone 1	Zone 2	Zone 4			Zone 3	Zone 6			

BEVERAGES - ALCOHOLIC

Araki (Local).....	900cc	25.70	30.67	29.00	27.78	19.33	18.32	19.56	18.58	22.09	26.26
Cognac (Local).....	900cc	-	-	-	-	19.11	17.29	19.00	17.60	19.00	23.29
Brandy (Local).....	900cc	-	-	-	-	19.33	17.38	18.89	17.65	19.00	24.09
Gin (Local).....	900cc	22.56	27.67	29.11	26.37	18.00	16.55	19.00	16.99	21.74	26.11
Saris Wine (Normal).....	750cc	-	-	8.44	8.44	6.92	5.21	5.51	5.27	7.50	6.62
'Katikalla'.....	Lt	6.27	9.00	4.04	5.71	5.37	7.70	10.00	8.11	6.16	6.63
Beer (Bedele).....	330cc	3.13	3.10	3.00	3.07	-	3.07	3.00	3.06	-	3.28
Beer (Harar).....	330cc	-	-	-	-	2.68	3.05	3.00	3.04	2.59	3.19
Beer (Meta Abo).....	330cc	-	-	3.25	3.25	-	3.68	3.00	3.56	-	3.36
'Tella'.....	Lt	1.18	-	.74	.95	1.20	.94	.58	.88	1.05	.77
'Tej' (Mead).....	Lt	2.47	2.22	2.13	2.28	1.32	2.46	1.85	2.35	1.62	2.13

CIGARETTES AND TOBACCO

CIGARETTES

Nyala.....	Packet	4.57	5.00	4.33	4.59	-	4.23	4.00	4.19	-	4.67
Gissila.....	Packet	-	-	1.22	1.22	-	1.83	1.50	1.76	-	1.48
Rothmans.....	Packet	9.13	10.00	9.56	9.36	5.64	10.05	8.00	9.70	6.14	8.69

TOBACCO

'Gaya'.....	Kg	25.47	20.60	20.31	22.12	-	-	6.75	6.75	-	10.98
-------------	----	-------	-------	-------	-------	---	---	------	------	---	-------

Table 1 Part 6 :- (Cont'd) Quarterly Average Retail Price of Goods and Services in Rural Areas by Killil and Zone

April 2000 - June 2000  
Miazia 1992 - Sene 1992

## P R I C E I N B I R R

## K I L L I L A N D Z O N E S

ITEM	UNIT	GAMBELLA				ADDIS ABABA				National Average	
		Zone 1	Zone 2	Zone 4	Gambella Average	Harari	Zone 3	Zone 6	Addis Ababa Average		Dire Dawa
<b>CLOTHING AND FOOT WEAR</b>											
<b>CLOTHING</b>											
Abujedid(Akaki/Bahir Dar)91cm. Meter		3.67	-	5.00	4.00	3.33	3.19	3.11	3.13	-	4.04
Abujedid(Komb./Arba Min.)150cm Meter		7.00	-	-	7.00	3.50	5.19	4.47	4.95	5.33	5.50
Khaki(S-10,000 Twil)110cm..... Meter		-	-	-	-	-	9.00	-	9.00	10.00	9.72
Khaki(Akaki)91cm..... Meter		-	-	-	-	-	-	-	-	-	8.43
Wool-England 100%..... Meter		-	-	-	-	-	-	-	-	-	200.00
Tetron(Arba Minch)..... Meter		-	-	-	-	-	26.94	-	26.94	-	23.33
Poplin(Dire Dawa)105cm..... Meter		6.00	-	-	6.00	5.07	5.21	5.36	5.30	5.38	6.39
Poplin(Komb./Arba Minch)150cm. Meter		12.00	-	-	12.00	-	10.94	9.56	10.48	11.25	10.95
Nylon(Mojo)..... Meter		12.00	-	12.00	12.00	-	9.83	9.50	9.70	10.00	10.14
Polyster(Arba Minch/Awasa).... Meter		-	-	-	-	-	10.00	-	10.00	17.25	15.48
Jersi..... Meter		-	-	-	-	-	14.00	-	14.00	11.71	13.91
Cotton..... Kg		-	-	-	-	5.89	5.02	5.50	5.12	-	4.26
<b>COST OF TAILORING</b>											
Woolen Suit (Men)..... No		250.00	-	-	250.00	225.00	274.29	202.86	250.48	238.33	256.48
Khaki Suit (Men)..... No		60.00	-	-	60.00	-	50.91	36.11	44.25	43.33	32.53
Khaki Suit (Boys)..... No		31.25	-	-	31.25	-	25.42	23.11	24.43	35.00	20.65
<b>READY-MADE / FOR ADULTS</b>											
'Netela'..... No		-	-	-	-	-	20.38	24.11	21.50	-	21.06
'Gabi'..... No		-	-	-	-	-	55.11	66.11	57.86	58.89	51.84
Shirts Long Sleeved (Local)..... No		34.50	-	24.79	26.94	-	22.67	31.38	29.00	-	31.85
Shirts Short Sleeved (Local)..... No		29.33	-	19.00	25.20	-	-	21.78	21.78	-	31.01
Shirts Long Sleeved (Imported)... No		64.85	-	67.08	65.92	-	53.33	59.22	57.75	42.76	55.57
Shirts Short Sleeved (Imported).. No		69.00	-	-	69.00	-	42.67	-	42.67	-	58.45

Table 1 Part 6 :- (Cont'd) Quarterly Average Retail Price of Goods and Services in Rural Areas by Killilil and Zone

April 2000 - June 2000  
Miazia 1992 - Sene 1992

P R I C E I N B I R R

ITEM	UNIT	K I L L I L I L A N D Z O N E S										
		GAMBELLA				Gambella Average	Harari	ADDIS ABABA		Addis Ababa Average	Dire Dawa	National Average
		Zone 1	Zone 2	Zone 4	Zone 3			Zone 6				
Socks (Cotton) Imported.....	Pair	9.82	14.00	7.36	8.64	5.09	9.16	8.28	8.90	6.10	8.14	
Sweater (Local) Men.....	No	-	-	24.33	24.33	-	27.67	44.38	39.82	-	36.44	
Sweater (Local) Women.....	No	-	-	23.33	23.33	-	20.67	52.38	43.73	-	38.03	
Shash (Imported).....	No	12.80	-	11.16	11.88	17.56	16.59	14.11	15.99	9.04	15.67	
Singlets (Local) White.....	No	11.08	10.00	11.96	11.42	-	8.73	8.42	8.66	-	11.04	
Jeans Trouser.....	No	94.62	-	74.00	81.05	57.40	67.39	78.33	70.47	73.33	83.06	
Woolen Suit.....	No	-	-	-	-	-	-	-	-	-	933.33	
'Kemisna Netela'.....	No	115.56	-	-	115.56	-	106.30	113.89	108.44	156.67	113.90	
Sweater-Men (Imported).....	No	-	-	-	-	-	67.50	-	67.50	98.33	123.39	
Sweater-Women (Imported).....	No	-	-	-	-	-	-	-	-	125.00	111.02	
Nylon Dress.....	No	-	-	-	-	-	29.00	-	29.00	-	32.59	
Tetron Trouser.....	No	-	-	-	-	-	-	31.67	31.67	-	41.85	
Leather Jacket.....	No	-	-	-	-	-	-	-	-	-	376.03	
Under Wear China.....	No	-	-	-	-	-	-	26.33	26.33	-	21.67	
<b>READY-MADE / FOR CHILDREN</b>												
Sweater (Local) for Boys.....	No	-	-	27.22	27.22	-	18.00	8.67	14.27	-	16.49	
Socks (Imported) Cotton.....	Pair	5.80	-	4.86	5.41	-	5.59	3.94	5.00	4.38	5.08	
Jeans Trouser.....	No	50.00	-	44.86	45.20	39.00	51.83	43.00	48.89	57.44	56.77	
Shirt Long Sleeved(Imported)Boys.	No	26.00	-	-	26.00	16.67	27.67	-	27.67	24.44	30.13	
Sweater (England) for Girls.....	No	-	-	-	-	-	-	-	-	-	30.00	
Short for Boys.....	No	-	-	-	-	-	7.80	4.67	6.63	6.19	7.63	

April 2000 - June 2000  
Miazia 1992 - Sene 1992

Table 1 Part 6 :- (Cont'd) Quarterly Average Retail Price of Goods and Services in Rural Areas by Killilil and Zone

PRICE IN BIRR

April 2000 - June 2000  
Miazia 1992 - Sene 1992

KILLILIL AND ZONES											
ITEM	UNIT	GAMBELLA			Gambella Average	Harari	ADDIS ABABA		Addis Ababa Average	Dire Dawa	National Average
		Zone 1	Zone 2	Zone 4			Zone 3	Zone 6			
<b>FOOTWEAR (MEN AND WOMEN)</b>											
Anbessa Leather Shoes Men(Local)Pair		-	-	-	-	-	65.89	-	65.89	-	62.80
Leather Shoes Men (Croft).....	Pair	215.00	-	-	215.00	-	-	-	-	146.67	147.75
Walking Shoes(imp.) Non-Leather	Pair	-	-	-	-	-	-	-	-	-	-
Canvas Shoes (Local) Men.....	Pair	21.67	-	23.94	23.60	22.00	158.00	-	158.00	320.00	132.43
Canvas Shoes (China) Men.....	Pair	23.67	-	23.50	23.60	21.75	20.38	21.67	20.79	22.60	22.13
Plastic Shoes (Local) Women....	Pair	12.42	-	10.53	11.31	9.50	22.83	24.33	23.96	20.40	23.52
Slippers Sponge Adult (China)..	Pair	10.78	9.56	12.48	11.34	7.70	8.73	8.39	8.67	10.14	10.73
Boots for Men Plastic (Local)..	Pair	-	-	40.00	40.00	-	6.99	8.11	7.20	7.68	9.28
							43.75	44.38	43.91	30.67	45.39

Table 1 Part 6 :- (Cont'd) Quarterly Average Retail Price of Goods and Services in Rural Areas by Killilil and Zone

April 2000 - June 2000  
Miazia 1992 - Sene 1992

P R I C E I N B I R R

K I L L I L I L A N D Z O N E S											
ITEM	UNIT	GAMBELLA			Gambella Average	Harari	ADDIS ABABA		Addis Ababa Average	Dire Dawa	National Average
		Zone 1	Zone 2	Zone 4			Zone 3	Zone 6			
<b>CONSTRUCTION MATERIALS, WATER, AND FUEL AND POWER</b>											
<b>CONSTRUCTION MATERIALS</b>											
Cement/Bag/(Local).....	50Kg	60.00	-	43.33	51.67	-	32.40	29.00	32.05	43.33	43.25
Lime.....	Kg	1.66	-	-	1.66	2.48	.57	.58	.57	1.25	1.20
Nail (7cm - 12cm).....	Kg	11.72	12.25	8.27	10.27	9.13	8.03	7.94	8.02	8.09	9.21
Nail With Cape.....	Kg	13.48	-	11.71	12.94	11.08	10.33	10.00	10.27	10.00	11.64
Corrugated Iron Sheet (.2mm).....	No	43.67	-	-	43.67	41.78	40.53	38.79	40.04	40.11	38.88
Wood for House Construction('Atana')..	No	12.78	-	-	12.78	8.78	4.35	3.67	4.21	7.43	4.44
Wall Paints-Super (Fluid) Normal.....	4Kg	66.25	-	-	66.25	56.73	59.11	58.50	59.00	58.53	61.54
Wall Paints-Super (Fluid) Plastic....	4Kg	-	-	-	-	87.93	84.67	-	84.67	89.50	91.02
Coarse Aggregate Gravel.....	Meter Cube	-	-	-	-	-	161.51	-	161.51	-	175.84
Hollow Concrete Block(20x20x40 cm Cube)No	2.75	-	-	-	2.75	2.04	1.83	1.60	1.77	1.79	2.28
Bricks (25cm x 12cm x 6cm).....	No	-	-	-	-	-	-	-	-	1.85	1.54
Floor Board 4m Length.....	No	-	-	-	-	-	-	-	-	-	29.97
Iron Pipe 6mt. (1/2 inch Wide) Local..	No	70.00	-	-	70.00	48.25	54.12	49.50	52.64	52.75	49.33
Chipwood (125cm x 250cm x 8mm).....	No	-	-	-	-	93.75	75.50	-	75.50	-	87.77
Sand.....	Meter Cube	21.33	-	50.09	37.76	-	119.17	-	119.17	-	104.01
Gutter N <sup>o</sup> 32.....	Meter	-	-	-	-	22.50	-	-	-	30.75	26.12
Window Glass (50cm x 50cm x 3mm).....	No	-	-	-	-	-	36.50	-	36.50	18.94	21.54
Water Tanker (1meter cube).....	No	-	-	-	-	-	936.67	-	936.67	-	1168.80
Stone for House Construction..	Meter Cube	20.00	-	39.08	33.63	-	23.33	-	23.33	-	25.33
<b>WATER</b>											
Water.....	Meter Cube	8.63	9.80	23.33	10.71	11.54	6.98	5.83	6.77	6.09	7.99

Table 1 Part 6 :- (Cont'd) Quarterly Average Retail Price of Goods and Services in Rural Areas by Killil and Zone

April 2000 - June 2000  
Miaxia 1992 - Sene 1992

## P R I C E I N B I R R

K I L L I L A N D Z O N E S											
ITEM	UNIT	GAMBELLA			Gambella Average	Harari	ADDIS ABABA		Addis Ababa Average	Dire Dawa	National Average
		Zone 1	Zone 2	Zone 4			Zone 3	Zone 6			
<b>FUEL AND POWER</b>											
Fire Wood.....	Meter Cube	65.54	34.64	30.03	48.19	40.79	96.07	151.49	106.46	54.90	39.76
Charcoal.....	Kg	1.19	-	-	1.19	1.53	1.67	1.03	1.57	1.02	1.01
Dung Cake.....	Kg	-	-	-	-	-	.35	.22	.32	-	.25
Kerosine.....	Lt	3.33	-	3.00	3.15	1.91	1.84	2.17	1.88	1.68	2.85
Diesel.....	Lt	3.48	5.36	2.99	3.68	2.05	1.95	1.77	1.92	1.98	3.29
Electric.....	K.Watt	-	-	-	-	-	.39	.40	.39	-	.70
Matches.....	Box	.40	.39	.25	.34	.25	.20	.19	.20	.22	.26
Candles.....	No	1.00	1.00	1.00	1.00	1.00	.81	.75	.80	.96	.99
Buthane Gas (Shell).....	12.5 Kg	-	-	-	-	-	-	-	-	-	-
Eveready Drycell.....	No	2.05	2.21	2.14	2.12	1.97	1.77	1.75	1.77	1.77	1.96
<b>FURNITURE, FURNISHING, HOUSEHOLD EQUIPMENT AND OPERATION</b>											
<b>CHAIRS, TABLES, ETC.</b>											
Table Wanza (Machine made) Varnished..	No	190.00	-	-	190.00	-	306.25	-	306.25	450.00	214.87
Table Wanza (Hand made) Not Varnished.	No	75.00	-	-	75.00	-	158.56	-	158.56	-	91.58
Chairs Wanza (Machine Made) Varnished.	No	60.00	-	-	60.00	-	75.63	-	75.63	125.00	55.16
Chairs Wanza (Hand Made) Varnished....	No	-	-	36.00	36.00	-	37.22	-	37.22	-	40.84
Cupboard Wanza (2 doors) Varnished....	No	683.33	-	-	683.33	-	851.11	-	851.11	900.00	956.18
Double Bed Wanza (120cm) Varnished....	No	404.71	-	-	404.71	-	328.33	-	328.33	-	431.26
Sofas (Complete).....	No	2200.00	-	-	2200.00	-	1421.67	-	1421.67	-	2585.74
Book Shelves Wanza (3 Shelves) no Door	No	302.00	-	-	302.00	-	216.67	-	216.67	-	216.86
<b>FURNISHINGS &amp; REPAIRS</b>											
<b>Bed Sheet (Non-Patterned Bahir Dar)</b>											
1.90m x 2.50m.....	Pair	51.29	-	51.00	51.17	-	57.23	-	57.23	45.50	46.90
<b>Bed Sheet(Patterned Kombolcha)</b>											
1.90m x 2.50m.....	Pair	89.00	-	58.33	66.00	-	84.29	-	84.29	91.33	71.76

Table 1 Part 6 :- (Cont'd) Quarterly Average Retail Price of Goods and Services in Rural Areas by Killil and Zone

April 2000 - June 2000  
Miazia 1992 - Sene 1992

## P R I C E I N B I R R

ITEM	UNIT	K I L L I L A N D Z O N E S									
		GAMBELLA			Gambella Average	Harari	ADDIS ABABA		Addis Ababa Average	Dire Dawa	National Average
		Zone 1	Zone 2	Zone 4			Zone 3	Zone 6			
Bed Cover(Patterned Kombolcha)..... No		88.33	-	-	88.33	-	130.00	-	130.00	-	68.31
Blanket Woolen(Debre B.)160cm x 220cm. No		-	-	85.91	85.91	75.62	76.47	75.63	76.20	91.37	86.92
Mattress-Sponge (A.A Foam) 120cm..... No		317.50	-	-	317.50	285.00	-	-	-	292.94	296.60
Towel-Local (Kombolcha)..... No		13.00	-	-	13.00	-	13.85	35.33	18.81	-	15.59
<b>EARTHEN WARE</b>											
Water Pot..... No		5.94	7.93	4.64	5.99	-	5.99	6.83	6.16	-	4.41
'Jebena' Medium Size..... No		6.33	4.18	3.40	3.85	3.25	2.06	1.92	2.04	3.05	2.14
'Mitad' (Griddle of Clay)..... No		11.10	8.80	14.27	11.48	7.12	7.27	7.39	7.29	15.33	6.76
Local Stove '(Lakech)..... No		15.11	-	9.14	12.50	8.11	6.25	4.67	6.00	9.89	8.96
Cup for Coffee (China)..... No		1.54	-	1.00	1.29	1.00	1.03	1.00	1.03	1.20	1.13
<b>STRAW, BAMBOO AND OTHERS</b>											
'Sefed'..... No		11.00	-	4.25	7.63	6.00	5.44	6.61	5.83	7.61	5.83
Sack 100Kg Capacity..... No		-	-	-	-	7.78	-	-	-	6.00	5.42
<b>METAL WARE</b>											
Cooking Pan Medium (Local)..... No		28.09	-	22.32	24.24	33.66	29.10	23.75	27.91	25.00	26.82
Tray (Nickel) Medium N° 45 Local..... No		-	-	14.67	14.67	-	-	-	-	20.20	18.70
Electric 'Mitad' Aluminium..... No		-	-	-	-	-	-	-	-	420.00	370.95
Gas Stove (Kerosine) China..... No		45.67	-	-	45.67	44.30	45.84	50.33	46.63	48.00	43.60
<b>PLASTIC WARE (LOCAL MADE)</b>											
Jerrycan (20 Litres)..... No		29.46	-	-	29.46	16.90	25.54	23.89	25.09	28.43	26.68
Bucket (20 Litres)..... No		18.77	-	16.16	17.05	15.50	17.01	17.11	17.03	17.42	17.07

Table 1 Part 6 :- (Cont'd) Quarterly Average Retail Price of Goods and Services in Rural Areas by Killilil and Zone

April 2000 - June 2000  
Miazia 1992 - Sene 1992

P R I C E I N B I R R

ITEM	UNIT	K I L L I L A N D Z O N E S									
		GAMBELLA				Gambella Average	Harari	ADDIS ABABA		Dire Dawa	National Average
		Zone 1	Zone 2	Zone 4	Zone 3			Zone 6	Addis Ababa Average		
<b>GLASS WARE</b>											
Glass for Tea (Duralux).....	No	3.75			3.75	2.88	3.16	3.42	3.22	3.79	3.15
<b>OTHER HOUSEHOLD EQUIPMENT</b>											
Kerosine Lamp.....	No	24.20		19.00	23.00	25.00	18.39	25.75	21.85	25.56	22.25
'Kuraz' Small Local Kerosine Lamp.....	No	1.83		.98	1.19	.90	1.43	1.50	1.45	.89	1.11
Flash Light.....	No	7.07		6.43	6.76	6.21	8.13		8.13	5.95	6.32
Electric Bulb Philips(40/60 Watt).....	No			3.50	3.50		3.23		3.23	3.46	3.25
<b>HOUSEHOLD OPERATION</b>											
Hard Soap (Local).....	200gm	1.98	2.50	1.66	1.84	1.91	1.62	2.27	1.66	1.83	1.83
Hard Soap (Imported).....	200gm	2.74	2.74	2.56	2.66	2.53	2.47	-	2.47	2.30	2.54
Detergent (Omo).....	50gm	1.66		1.50	1.62	1.25	1.31	1.16	1.27	1.32	1.32
Incense.....	Kg	17.77		13.19	14.44		11.78		11.78		10.22
Sandal Wood.....	No	.31	.46	.29	.33	.16	.22	.23	.22	.14	.26
Toilet Paper (Manko).....	Roll	3.00	3.00	3.13	3.02	3.04	3.00	3.03	3.01	3.01	3.07
<b>DRY CLEANING</b>											
Dry Cleaning (Suit Men).....	No					13.67	13.38	12.00	13.29	15.50	13.90
<b>DOMESTIC SERVICE</b>											
Maid Servant.....	Month	54.07	50.67	22.65	43.42	46.39	41.07	33.33	39.71	48.43	25.03
Unskilled Service (Daily Laborer).....	Day	7.34	6.22	7.17	7.11	6.94	7.02	6.17	6.87	8.77	6.35

Table 1 Part 6 :- (Cont'd) Quarterly Average Retail Price of Goods and Services in Rural Areas by Killil and Zone

April 2000 - June 2000  
Miazia 1992 - Sene 1992

## P R I C E I N B I R R

ITEM	UNIT	K I L L I L A N D Z O N E S									
		GAMBELLA			Gambella Average	Harari	ADDIS ABABA		Addis Ababa Average	Dire Dawa	National Average
		Zone 1	Zone 2	Zone 4			Zone 3	Zone 6			
<b>MEDICAL CARE</b>											
Ampicillin(250 mg) Local.....	56 Caps	19.10	-	18.25	18.66	16.16	17.00	15.37	16.48	17.33	19.77
Dichlorophine(500 mg) Local.....	6 Pills	2.33	-	1.65	1.91	1.51	1.66	1.54	1.61	1.42	1.68
Tetracycline(250mg) Local.....	56 Caps	11.43	8.50	10.35	10.69	7.43	7.93	8.68	8.14	6.68	10.29
Penicillin Injection(4 Mu. Local). Bottle		4.36	3.00	4.31	4.16	3.94	3.90	3.40	3.76	3.90	4.33
Chloramphenicol(250mg) Local.....	56 Caps	16.68	11.33	-	15.54	15.23	12.89	14.46	13.49	14.03	15.60
Dipron(500mg) Local.....	20 Pills	3.30	2.00	2.61	2.89	2.34	1.86	1.50	1.74	2.01	2.83
Cough Syrup (Berantine) Local.....	125cc	9.81	-	7.78	8.61	7.63	7.25	6.00	7.11	7.37	8.68
Bactrim(480mg) Local.....	30 Pills	11.89	-	-	11.89	6.30	-	-	-	6.15	10.18
Vermox(100mg) Local.....	12 Pills	2.80	2.00	3.89	3.15	1.74	3.00	.90	1.95	2.08	2.92
Mezel(250mg) Local.....	30 Caps	5.64	4.52	5.68	5.54	3.05	3.80	2.70	3.55	3.20	5.34
Asprin (300 mg) Local.....	20 Pills	2.95	2.00	2.03	2.47	1.28	1.60	.70	1.47	1.82	2.29
<b>OTHER MEDICAL EXPENSES</b>											
Doctor's Fee (Government).....	per visit	1.33	-	-	1.33	1.00	1.00	2.00	1.80	1.00	.82
Doctor's Fee (Private).....	per visit	5.00	-	-	5.00	15.00	8.86	5.00	8.00	9.60	7.38
Injection (Service Charge).....	Once	1.25	-	.50	.78	1.00	2.08	1.00	1.81	.98	.94
<b>TRANSPORT AND COMMUNICATION</b>											
<b>TRANSPORT</b>											
Benzene.....	Lt	3.54	-	-	3.54	2.76	2.95	2.95	2.95	2.75	3.34
Motor Oil (Mobil).....	Lt	20.00	-	-	20.00	18.28	18.14	-	18.14	18.08	18.34
Car Washing and Greasing.....	No	-	-	-	-	24.62	22.50	-	22.50	22.50	22.52
Animal Transport fare.....	Trip	-	-	-	-	-	-	-	-	-	16.99
Cart Fare.....	Trip	-	-	-	-	1.00	-	.64	.64	1.00	.98

Table 1 Part 6 :- (Cont'd) Quarterly Average Retail Price of Goods and Services in Rural Areas by Killil and Zone

April 2000 - June 2000  
Miazia 1992 - Sene 1992

PRICE IN BIRR

KILLIL AND ZONES

ITEM	UNIT	GAMBELLA			Gambella Average	Harari	ADDIS ABABA		Addis Ababa Average	Dire Dawa	National Average
		Zone 1	Zone 2	Zone 4			Zone 3	Zone 6			
<b>ENTERTAINMENT AND EDUCATION</b>											
<b>EQUIPMENT AND ACCESSORIES</b>											
T.V. Set Philips 21 inch(Colored)..... No	-	-	-	-	-	3400.00	-	-	-	3500.00	3464.71
Cassette Recorded Original(Local Music)No	-	-	-	-	-	-	-	12.00	12.00	-	13.03
Radio Set Philips 3 Band..... No	-	-	-	150.00	150.00	177.50	-	123.00	123.00	184.00	168.90
Tape Recorder National (2 Speaker)..... No	-	-	-	-	-	440.00	-	-	-	450.00	445.00
Expense for Photograph(Passport size)4Pho	4.33	-	-	4.00	4.17	4.00	4.26	2.81	4.01	4.00	3.96
Newspaper (Addis Zemen)..... No	-	-	-	-	-	.50	1.00	.35	.51	.50	.59
<b>EDUCATION</b>											
Exercise Book (50 Leaves) Local..... No	2.23	2.00	1.86	2.05	2.02	2.02	1.76	1.66	1.74	1.95	1.95
Pencil (China)..... No	.43	.50	.25	.38	.25	.25	.25	.25	.25	.25	.28
Ball Point-Bic England..... No	1.00	1.00	1.00	1.00	1.00	1.07	1.02	1.10	1.03	1.11	1.05
Day School Fee-Public(Grade 7 & 8)..Month	-	-	-	-	-	-	15.17	10.33	12.75	-	13.36
Day School Fee-Private(Grade 9-12)..Month	-	-	-	-	-	-	20.00	-	20.00	55.00	30.91
Night School Fee-Government(Gr.9-12)Month	14.00	-	-	-	14.00	-	17.63	20.65	19.44	22.00	17.06
<b>PERSONAL CARE AND EFFECTS</b>											
<b>PERSONAL CARE</b>											
Lux Toilet Soap..... 90gm	3.50	3.60	-	3.50	3.48	3.27	2.70	3.08	3.60	3.60	3.50
Blade-TOPAZ..... No	.32	.30	.25	.29	.25	.25	.29	.26	.25	.25	.28
Hair Dressing (Traditional)..... No	2.33	2.50	2.25	2.37	4.00	4.77	2.00	4.22	4.67	4.67	1.97
Hair Dressing (Modern)..... No	10.00	-	-	10.00	7.24	6.55	6.67	6.57	7.82	7.82	6.99
Barbery (Mens Hair Cut)..... No	4.00	-	2.87	3.29	3.00	3.20	2.33	3.06	3.14	2.30	2.30
Paraffin Hair Oil..... 330cc	9.89	10.00	-	9.92	7.78	7.59	7.03	7.50	8.16	8.16	8.38
Zenith Hair Oil..... 330cc	10.00	-	9.24	9.64	7.79	7.55	7.17	7.49	8.07	8.07	8.57

Table 1 Part 6 :- (Cont'd) Quarterly Average Retail Price of Goods and Services in Rural Areas by Killil and Zone

April 2000 - June 2000  
Miazia 1992 - Sene 1992

P R I C E I N B I R R												
K I L L I L A N D Z O N E S												
ITEM	UNIT	GAMBELLA				Gambella Average	Harari	ADDIS ABABA		Addis Ababa Average	Dire Dawa	National Average
		Zone 1	Zone 2	Zone 4	Zone 3			Zone 6				
<b>PERSONAL EFFECTS</b>												
Umbrella-Men Medium (Local).....	No	30.50	-	25.90	26.93	-	29.42	25.11	27.57	-	26.84	
Umbrella-Women Medium (Imported).....	No	28.75	-	26.00	27.10	15.56	22.40	20.44	21.67	16.00	24.03	
Hand Bag (Imported Synthetic).....	No	-	-	-	-	-	-	-	-	135.28	136.41	
Belt (Local) Machine Made.....	No	11.93	-	11.23	11.50	7.56	12.19	14.67	12.93	10.38	10.30	
Belt (Local) Hand Made.....	No	-	-	-	-	1.00	5.83	3.50	4.67	.92	3.02	
<b>JEWELLERY</b>												
Seiko-21 Jewels Automatic (Men).....	No	350.00	-	-	350.00	-	-	-	-	392.50	388.57	
Seiko-21 Jewels Automatic (Women).....	No	-	-	-	-	-	-	-	-	355.00	363.33	
Earrings (4gm 18 carat Local).....	Pair	-	-	-	-	-	270.00	313.33	309.00	328.00	296.82	
Neck Laces (6gm 21 carat Imported).....	No	-	-	-	-	-	-	570.00	570.00	555.33	530.34	
Rings (4gm 18 carat Local).....	No	-	-	-	-	-	270.00	313.33	309.00	328.00	293.31	
<b>LIVESTOCK AND DRAUGHT ANIMALS</b>												
<b>LIVESTOCK</b>												
Sheep (10-15Kg).....	No	83.28	56.67	100.83	88.73	-	105.74	90.25	102.20	81.19	64.49	
Goat (10-15Kg).....	No	66.57	58.33	78.75	67.82	-	78.13	64.00	72.83	80.89	58.89	
Heifer (2-4 Years).....	No	326.25	240.00	355.71	305.89	-	-	287.78	287.78	379.38	318.55	
Cow (4 Years and Above).....	No	720.00	486.67	741.43	693.81	-	-	750.56	750.56	631.11	497.30	
Bull (2-4 Years).....	No	387.27	247.11	422.86	349.78	-	-	346.67	346.67	430.00	371.37	
Ox (4 Years and Above).....	No	900.00	-	841.43	875.88	-	-	1220.56	1220.56	1160.00	709.42	
Hen (Indigenous).....	No	5.71	11.22	14.83	10.88	7.80	11.06	9.89	10.85	8.44	8.10	
Cock (Indigenous).....	No	11.20	14.61	16.42	14.25	17.23	14.67	20.56	15.84	14.00	11.49	

Table 1 Part 6 :- (Cont'd) Quarterly Average Retail Price of Goods and Services in Rural Areas by Killilil and Zone

April 2000 - June 2000  
Miazia 1992 - Sene 1992

PRICE IN BIRR											
KILLILIL AND ZONES											
ITEM	UNIT	GAMBELLA				Harari	ADDIS ABABA		Dire Dawa	National Average	
		Zone 1	Zone 2	Zone 4	Gambella Average		Zone 3	Zone 6			Addis Ababa Average
<b>DRAUGHT ANIMALS</b>											
Donkey.....	No	-	-	-	-	-	-	-	-	-	-
Horse.....	No	-	-	-	-	-	-	-	278.00	242.70	
Mule.....	No	-	-	-	-	-	815.00	815.00	711.33	532.00	
									900.00	847.85	
<b>FARM EQUIPMENT (INDUSTRIAL PRODUCT)</b>											
Sickel.....	No	13.67	-	9.33	11.50	10.00	9.67	14.63	11.19	11.43	12.48
Pick Axe ('Doma').....	No	19.33	-	-	19.33	-	15.23	14.31	14.84	22.75	18.42
'Gejera'.....	No	19.33	-	38.11	33.42	-	-	20.25	20.25	19.29	25.29
<b>FARM EQUIPMENT (HAND MADE)</b>											
'Mofer'.....	No	-	-	-	-	-	-	14.83	14.83	-	13.33
'Kember'.....	No	-	-	-	-	-	-	11.50	11.50	-	7.97
'Dir'.....	No	-	-	-	-	-	-	3.90	3.90	-	2.40
Plough.....	No	-	-	12.60	12.60	18.78	13.67	10.50	12.40	10.11	18.29
Sickel.....	No	-	-	7.00	7.00	-	5.17	-	5.17	-	3.32
'Wegel'.....	No	-	-	4.79	4.79	5.00	-	2.50	2.50	3.17	4.57
<b>MISCELLANEOUS GOODS AND SERVICES</b>											
Coffine (Medium Quality).....	No	296.00	-	-	296.00	182.50	123.67	121.67	122.92	168.00	140.23

Table 4 Part 6 :- (Cont'd) Annual Average Retail Price of Goods and Services in Rural Areas by Killilil and Zone

July 1999 - June 2000  
Hamle 1991 - Sene 1992

P R I C E I N B I R R

ITEM	UNIT	K I L L I L I L A N D Z O N E S										
		GAMBELLA				Gambella Average	Harari	ADDIS ABABA		Addis Ababa Average	Dire Dawa	National Average
		Zone 1	Zone 2	Zone 4	Zone 3			Zone 6				

CEREALS UNMILLED

'Teff' White .....	Kg	3.46	-	2.90	3.26	3.02	3.04	2.76	3.00	3.16	2.33
'Teff' Mixed.....	Kg	2.82	-	2.57	2.67	2.77	2.62	2.54	2.60	2.82	2.12
'Teff' Black (Red).....	Kg	2.33	-	2.39	2.37	2.52	2.29	2.29	2.29	2.57	1.99
Wheat White.....	Kg	2.22	1.41	1.79	1.91	2.71	2.17	2.05	2.15	2.80	2.00
Wheat Mixed.....	Kg	-	-	2.38	2.38	2.05	2.00	1.86	1.97	2.31	1.90
Wheat Black.....	Kg	1.81	2.47	2.02	2.05	2.17	2.02	2.23	2.06	2.28	1.92
Barley White.....	Kg	3.13	-	1.80	2.99	2.53	2.60	2.91	2.65	2.36	1.93
Barley Mixed.....	Kg	2.99	-	1.48	2.32	2.16	2.37	2.37	2.37	2.09	1.74
Barley Black.....	Kg	2.84	-	1.44	1.68	2.47	2.46	2.59	2.48	2.24	1.80
Barley for Beer.....	Kg	-	-	-	-	2.55	2.53	2.89	2.60	2.38	2.06
Maize.....	Kg	1.40	.92	.86	1.06	1.72	1.56	1.45	1.54	1.73	1.33
Durrah.....	Kg	-	-	-	-	1.90	1.86	1.70	1.84	2.09	1.57
Sorghum Yellow.....	Kg	-	-	2.11	2.11	2.10	2.14	2.09	2.13	2.23	1.73
Sorghum White.....	Kg	1.74	1.35	1.17	1.38	2.19	2.10	2.02	2.09	2.28	1.52
Sorghum Red.....	Kg	1.74	1.50	1.08	1.52	1.85	1.85	1.70	1.83	1.90	1.44
African Millet.....	Kg	-	2.05	1.65	1.73	-	2.07	2.01	2.07	-	1.55
Rice.....	Kg	5.86	-	-	5.86	4.31	4.77	4.80	4.78	4.27	5.02
Oats.....	Kg	4.05	-	-	4.05	-	3.03	2.52	2.78	5.00	1.99
Hulled Barley.....	Kg	-	-	-	-	3.50	3.65	3.57	3.63	-	2.11

CEREALS MILLED

'Teff' White.....	Kg	-	-	-	-	-	-	-	-	-	3.31
'Teff' Mixed.....	Kg	-	-	-	-	-	-	-	-	3.85	3.21
'Teff' Black (Red).....	Kg	-	-	3.53	3.53	2.75	-	-	-	3.67	2.71
Wheat White.....	Kg	3.12	-	-	3.12	3.11	-	-	-	2.77	2.64
Wheat Mixed.....	Kg	2.66	-	3.41	2.85	2.28	-	-	-	-	2.52
Barley White.....	Kg	-	-	-	-	-	-	-	-	-	2.65
Barley Mixed.....	Kg	-	-	-	-	-	-	-	-	-	2.55

Table 4 Part 6 :- (Cont'd) Annual Average Retail Price of Goods and Services in Rural Areas by Killilil and Zone

July 1999 - June 2000  
Hamle 1991 - Sene 1992

## P R I C E I N B I R R

ITEM	UNIT	K I L L I L I L A N D Z O N E S										
		GAMBELLA				Gambella Average	Harari	ADDIS ABABA		Addis Ababa Average	Dire Dawa	National Average
		Zone 1	Zone 2	Zone 4	Zone 3			Zone 6				
Maize.....	Kg	2.15	1.87	-	2.02	2.08	-	-	-	2.80	1.83	
Oats.....	Kg	3.52	-	-	3.52	-	4.24	4.17	4.21	-	4.82	
Sorghum.....	Kg	2.61	2.05	-	2.55	1.93	2.55	-	2.55	2.70	2.10	
Durrah.....	Kg	-	-	-	-	-	-	-	-	-	1.96	
'Furno Duket' Locally Processed..	Kg	4.57	4.66	3.61	4.19	3.82	3.49	3.44	3.48	3.65	3.89	
<b>PULSES UNMILLED</b>												
Horse Beans.....	Kg	3.55	3.80	2.46	3.03	3.07	2.54	2.33	2.51	3.16	2.28	
Peas White.....	Kg	3.23	2.70	3.00	3.07	3.46	3.43	2.82	3.32	3.22	2.54	
Peas Black.....	Kg	2.81	3.66	2.78	3.10	3.18	2.94	2.53	2.81	-	2.47	
Peas Mixed.....	Kg	3.27	4.29	2.82	3.28	3.04	2.82	2.57	2.77	2.88	2.46	
Soya Beans.....	Kg	-	3.33	-	3.33	-	4.28	-	4.28	-	2.09	
Chick Peas.....	Kg	3.67	3.93	2.99	3.44	2.97	2.48	2.15	2.43	3.30	2.51	
Lentils.....	Kg	4.99	3.67	4.30	4.56	4.76	4.10	3.41	4.00	5.19	3.53	
Haricot Beans.....	Kg	2.22	2.62	1.26	1.92	2.99	2.29	1.67	2.13	2.72	1.72	
Lima Beans.....	Kg	2.62	2.22	1.25	1.61	2.36	2.31	1.67	2.09	2.86	1.67	
Vetch.....	Kg	-	-	2.51	2.51	2.44	2.06	1.82	2.00	2.38	2.04	
Fenugreek.....	Kg	6.83	9.73	5.47	6.68	3.78	3.18	2.51	3.07	5.66	4.48	
<b>PULSES MILLED OR SPLIT</b>												
Horse Beans Milled.....	Kg	8.36	-	5.17	5.33	-	4.14	3.72	4.10	-	4.95	
Peas Milled.....	Kg	6.30	7.57	5.17	6.04	5.64	5.14	4.38	5.08	-	5.41	
Chick Peas Milled.....	Kg	6.43	8.49	4.16	6.64	-	5.12	-	5.12	-	5.47	
Mixed Pulses Milled.....	Kg	5.96	-	5.01	5.60	4.96	4.71	3.84	4.65	4.54	5.04	
Vetch Milled.....	Kg	-	4.05	4.59	4.57	5.70	4.06	3.80	4.01	3.97	4.74	
Peas Split.....	Kg	5.64	4.67	4.75	5.13	4.98	5.01	4.54	4.93	5.25	5.08	
Peas Split(Roasted).....	Kg	5.27	-	4.53	4.71	5.50	4.30	4.01	4.26	5.38	4.80	
Horse Beans Split(Roasted).....	Kg	4.59	3.12	3.86	4.02	3.80	3.92	3.80	3.90	4.37	4.08	
Lentils Split.....	Kg	6.19	7.36	5.48	6.02	5.65	5.45	5.35	5.44	6.32	5.82	

Table 4 Part 6 :- (Cont'd) Annual Average Retail Price of Goods and Services in Rural Areas by Killil and Zone

July 1999 - June 2000  
Hamle 1991 - Sene 1992

PRICE IN BIRR												
K I L L I L A N D Z O N E S												
ITEM	UNIT	GAMBELLA				Gambella Average	Harari	ADDIS ABABA		Addis Ababa Average	Dire Dawa	National Average
		Zone 1	Zone 2	Zone 4	Zone 3			Zone 6				
Vetch Split(Roasted).....	Kg	-	-	-	-	-	-	3.20	2.81	3.14	4.49	3.45
Chick Peas Split(Roasted).....	Kg	-	-	-	-	-	-	4.47	3.90	4.38	3.50	4.14
Fenugreek Milled.....	Kg	11.50	-	6.85	10.04	6.64	8.97	6.06	8.57	6.64	8.27	
<b>OIL SEEDS</b>												
Niger Seed.....	Kg	5.82	-	6.34	6.16	7.79	5.75	5.21	5.67	7.69	3.93	
Linseed White.....	Kg	-	6.71	-	6.71	6.00	5.99	4.33	5.55	7.21	4.62	
Linseed Black.....	Kg	6.72	5.46	7.05	6.74	5.66	5.40	5.13	5.36	7.51	4.04	
Sesame Seed.....	Kg	6.84	4.20	6.87	5.90	5.69	6.10	4.82	5.81	6.95	4.54	
Sunflower.....	Kg	4.00	-	-	4.00	5.31	4.31	3.60	4.20	5.12	2.98	
Castor Beans.....	Kg	-	-	-	-	4.11	4.56	2.11	3.22	4.06	2.62	
Rape Seed.....	Kg	6.87	7.09	4.83	5.71	5.95	4.32	4.51	4.35	5.63	3.45	
Ground Nut Shelled.....	Kg	6.66	5.55	-	6.29	4.63	6.02	5.89	5.99	5.53	5.55	
<b>PREPARED CEREAL PRODUCTS</b>												
Spaghetti (Local) Without Egg....	Kg	6.59	5.99	5.38	6.11	6.21	5.76	5.55	5.72	5.74	6.03	
Pastini.....	Kg	9.68	-	6.00	9.33	7.54	6.95	6.66	6.91	6.78	7.87	
Macaroni (Local) Without Egg....	Kg	5.84	5.99	5.05	5.55	5.14	5.04	4.92	5.02	5.20	5.41	
'Fafa' Flour.....	kg	8.00	-	-	8.00	8.50	6.94	7.11	6.98	3.25	7.68	
'Dube' Flour.....	kg	6.00	-	3.70	4.91	-	4.84	4.39	4.72	-	4.91	
<b>BREAD AND OTHER PREPARED FOODS</b>												
'Enjera' ('Teff' Mixed).....	325gm	.90	-	1.24	.91	.79	.83	.81	.83	.71	.79	
'Dabo' (Traditional Ambasha)..	350gm	.63	.66	-	.64	.67	.76	.56	.75	.68	.75	
'Dabo' (Traditional Sheleto)..	350gm	.81	-	-	.81	.75	.64	.61	.63	.69	.71	
Bread Wheat (Bakery).....	350gm	1.27	1.26	1.12	1.19	1.45	1.29	1.54	1.32	1.61	1.28	

Table 4 Part 6 :- (Cont'd) Annual Average Retail Price of Goods and Services in Rural Areas by Killil and Zone

July 1999 - June 2000  
Hmie 1991 - Sene 1992

## P R I C E I N B I R R

		K I L L I L A N D Z O N E S									
ITEM	UNIT	GAMBELLA			Gambella Average	Harari	ADDIS ABABA		Addis Ababa Average	Dire Dawa	National Average
		Zone 1	Zone 2	Zone 4			Zone 3	Zone 6			
<b>MEAT</b>											
Beef	Kg	8.65	7.71	10.81	9.26	12.65	12.84	13.16	12.88	12.26	9.93
<b>FISH AND FISH PRODUCTS</b>											
Fish Fresh	Kg	2.04	1.49	-	1.86	-	4.17	-	4.17	-	1.65
Sardines (Imported)	125gm	-	-	-	-	5.58	5.45	6.41	5.49	6.39	6.01
<b>DIARY PRODUCTS AND EGG</b>											
Cow Milk (Unpasteurized)	Lt	1.77	-	1.98	1.80	2.94	2.49	1.97	2.46	3.35	2.52
Cow Milk (pasteurized)	Lt	-	-	2.00	2.00	2.77	2.74	-	2.74	-	2.50
Camel Milk	Lt	-	-	-	-	2.62	-	-	-	2.58	2.13
Goat Milk	Lt	-	-	-	-	5.55	-	-	-	-	2.50
Powdered Milk (Edget)	450gm	15.33	-	17.00	15.89	-	15.32	15.18	15.28	-	16.27
Yoghurt (Traditional)	Lt	-	-	2.95	2.95	3.23	2.68	2.52	2.66	4.69	3.61
Cheese Cottage	Kg	-	7.50	4.90	5.58	-	7.21	5.58	6.94	11.43	4.73
Egg (Traditional)	Dozen	4.96	4.24	5.10	4.80	5.25	4.86	4.51	4.81	5.62	3.47
<b>OILS AND FATS</b>											
Butter Unrefined	Kg	24.90	22.37	22.24	22.95	30.30	27.70	29.32	27.96	28.63	21.45
Cooking Oil (Imported)	Lt	12.48	13.29	14.89	12.87	10.78	13.81	12.55	13.66	11.83	13.56
Cooking Oil (Local)	Lt	12.67	12.40	13.56	13.37	12.28	13.46	13.12	13.41	11.76	14.90

Table 4 Part 6 :- (Cont'd) Annual Average Retail Price of Goods and Services in Rural Areas by Killil and Zone

July 1999 - June 2000  
Hamle 1991 - Sene 1992

## P R I C E   I N   B I R R

K I L L I L   A N D   Z O N E S											
ITEM	UNIT	GAMBELLA			Gambella Average	Harari	ADDIS ABABA		Addis Ababa Average	Dire Dawa	National Average
		Zone 1	Zone 2	Zone 4			Zone 3	Zone 6			
<b>VEGETABLES AND FRUITS</b>											
<b>VEGETABLES (FRESH)</b>											
Ethiopian Kale.....	Kg	1.56	.86	.39	.79	1.00	1.26	.68	1.17	.95	.60
Cabbage.....	Kg	1.50	-	.89	1.22	1.18	1.18	.56	1.08	1.26	.99
Lettuce.....	Kg	-	-	.56	.56	2.57	1.98	.84	1.79	1.34	1.31
Spinach.....	Kg	-	-	.33	.33	.91	1.25	.81	1.19	.81	.84
Carrot.....	Kg	3.00	-	2.25	2.73	1.61	1.78	1.35	1.71	1.83	1.55
Tomatoes.....	Kg	3.14	2.66	2.52	2.80	3.08	2.00	1.81	1.97	2.52	1.84
Onions.....	Kg	4.55	4.83	3.63	4.28	2.64	2.31	1.76	2.22	2.27	3.04
Garlics.....	Kg	8.06	7.79	8.81	8.35	7.05	4.61	3.61	4.46	5.61	5.74
Leaks.....	Kg	4.09	-	2.29	2.85	1.99	1.73	1.57	1.70	1.86	2.30
Pepper Green.....	Kg	5.22	3.74	1.84	3.30	5.98	3.90	3.42	3.82	3.73	3.00
Pumpkin.....	Kg	.59	.42	.82	.67	.70	.83	1.01	.87	.82	.46
Green Peas.....	Kg	-	-	-	-	-	1.88	1.48	1.78	4.00	1.92
Beet Root.....	Kg	1.50	-	1.54	1.52	1.60	1.35	1.10	1.31	1.54	1.26
Cauliflower.....	Kg	.93	-	.23	.40	-	1.74	-	1.74	-	.66
<b>FRUITS FRESH</b>											
Banana.....	Kg	1.72	2.05	.87	1.37	2.33	2.48	2.33	2.46	2.07	1.35
Orange.....	Kg	2.22	1.06	1.01	1.05	2.67	2.73	2.31	2.66	1.96	1.64
Lemon.....	Kg	3.09	.86	1.32	1.57	4.16	3.32	2.86	3.23	3.33	1.68
Mandarine.....	Kg	-	-	-	-	2.85	2.19	-	2.19	2.00	2.09
Papaya.....	Kg	.94	.44	.74	.69	1.89	2.37	2.75	2.39	1.89	.96
Grapes.....	Kg	-	-	3.97	3.97	-	1.66	-	1.66	2.46	2.90
Avocado.....	Kg	1.96	-	-	1.96	-	2.75	2.91	2.76	-	1.96
Mango.....	Kg	.97	-	1.54	1.19	1.55	2.94	2.75	2.92	1.80	1.77
Cactus.....	Kg	-	-	-	-	.61	1.18	-	1.18	-	.64

Table 4 Part 6 :- (Cont'd) Annual Average Retail Price of Goods and Services in Rural Areas by Killil and Zone

July 1999 - June 2000  
Hamle 1991 - Sene 1992

## P R I C E I N B I R R

ITEM	UNIT	K I L L I L A N D Z O N E S									
		GAMBELLA				Harari	ADDIS ABABA			Dire Dawa	National Average
		Zone 1	Zone 2	Zone 4	Gambella Average		Zone 3	Zone 6	Addis Ababa Average		
<b>SPICES</b>											
Pepper Whole.....	Kg	-	13.33	7.88	9.20	16.13	15.43	14.27	15.21	17.19	11.84
Black Pepper(Local).....	Kg	-	25.00	-	25.00	17.25	16.65	12.00	16.23	-	13.19
Long Pepper(Local).....	Kg	33.33	-	18.89	22.50	17.90	20.29	14.67	20.09	17.47	15.69
White Cumin(Bishop's Weed) Local.....	Kg	11.31	10.73	9.98	10.56	11.87	10.00	10.51	10.08	13.44	9.82
Black Cumin(Local).....	Kg	11.15	14.08	10.79	11.58	12.89	9.77	10.81	9.92	14.27	10.76
Ginger Dry(Local).....	Kg	-	6.32	2.85	5.11	9.40	8.32	5.22	7.74	8.36	8.95
Ginger Wet(Local).....	Kg	4.28	5.15	1.20	3.01	4.40	2.02	3.54	3.26	3.51	2.70
Cloves(Imported).....	Kg	50.00	-	65.63	57.14	52.00	79.03	36.50	75.63	-	60.75
Cinnamon(Imported).....	Kg	55.69	-	71.43	68.40	-	93.75	44.50	83.90	-	64.25
Cardamon(Local).....	Kg	16.94	20.83	16.61	17.38	25.98	17.77	17.06	17.65	19.73	18.61
Tumeric flour(Local).....	Kg	7.72	13.54	7.58	7.97	8.31	6.70	4.78	6.38	8.80	7.16
Chillies Whole.....	Kg	16.30	14.67	13.08	14.17	20.47	14.26	15.05	14.40	17.41	12.77
Basil Dry.....	Kg	10.46	-	7.41	8.11	10.99	10.15	8.51	9.90	13.83	7.98
<b>POTATOES, OTHER TUBERS AND STEMS</b>											
Potato.....	Kg	2.56	2.32	1.63	2.07	1.61	1.46	1.23	1.42	1.49	1.35
Sweet Potato.....	Kg	.83	.68	.95	.79	.99	1.03	.98	1.03	1.03	.78
'Kocho' (Unprocessed).....	Kg	-	-	1.15	1.15	-	2.86	1.11	2.05	5.00	.62
'Bula'.....	Kg	-	-	2.17	2.17	-	4.53	2.70	4.13	8.03	2.23
<b>COFFEE, TEA, CHAT AND BUCK-THORN LEAVES</b>											
Tea Leaves(Local).....	100gm	2.22	2.27	1.99	2.14	2.21	1.97	1.81	1.95	2.17	2.06
Coffee Whole.....	Kg	11.59	-	3.85	4.13	9.77	11.67	12.34	12.24	15.01	5.51
Coffee Beans.....	Kg	12.65	10.81	7.77	10.36	19.41	13.89	13.13	13.75	15.73	11.82
Coffee Leaves.....	Kg	5.56	-	1.11	1.54	6.69	2.36	3.46	3.35	5.51	2.79
Buck Thorn Leaves.....	Kg	7.01	8.24	3.20	6.66	4.37	3.84	3.24	3.75	2.83	2.78
'Chat'.....	Kg	23.25	-	2.89	3.32	7.07	13.00	12.80	12.97	11.21	6.74

Table 4 Part 6 :- (Cont'd) Annual Average Retail Price of Goods and Services in Rural Areas by Killilil and Zone

July 1999 - June 2000  
Hamle 1991 - Sene 1992

P R I C E I N B I R R											
K I L L I L I L A N D Z O N E S											
ITEM	UNIT	GAMBELLA			Gambella Average	Harari	ADDIS ABABA		Addis Ababa Average	Dire Dawa	National Average
		Zone 1	Zone 2	Zone 4			Zone 3	Zone 6			
Malt-Barley.....	Kg	-	-	2.60	2.60	5.45	5.06	3.88	4.89	7.15	3.56
Malt-Wheat.....	Kg	-	-	-	-	5.04	4.66	3.48	4.47	6.32	3.52
<b>OTHER FOOD ITEMS</b>											
Salt.....	Kg	3.08	2.51	2.39	2.67	1.57	1.31	1.18	1.29	1.45	1.80
Sugar.....	Kg	5.89	7.77	5.44	5.81	4.21	4.76	4.71	4.75	5.00	5.81
Honey.....	Kg	10.00	7.52	7.34	7.51	21.00	16.34	17.50	16.36	19.54	11.68
Canned Tomato (Local).....	410gm	8.43	7.97	3.31	8.19	6.67	6.72	6.74	6.72	6.54	7.52
<b>FOOD TAKEN AWAY FROM HOME</b>											
Cup of Tea.....	No	.36	.26	.27	.30	.28	.38	.42	.39	.32	.27
Cup of Coffee.....	No	.63	.50	.50	.57	.67	.83	.67	.80	.70	.65
Cup of Milk.....	No	.70	-	.97	.74	.71	.83	.64	.80	.97	.76
'Key Wot Yebere'.....	One Meal	4.09	5.00	4.33	4.32	3.13	4.29	4.20	4.28	4.18	3.76
'Key Wot Yebeg/Yefyel'.....	One Meal	4.31	5.00	4.62	4.53	3.75	5.23	5.24	5.23	4.14	3.92
<b>COST OF MILLING</b>											
Cereals.....	100Kg	14.88	14.58	15.13	14.93	14.98	9.09	8.00	8.95	14.36	12.56
Pulses.....	100Kg	15.31	-	21.39	18.64	15.57	10.44	9.87	10.35	14.35	15.26
Pepper Whole.....	100Kg	-	-	66.30	66.30	96.60	67.63	123.81	74.33	95.03	74.39
<b>BEVERAGES - NON ALCHOLIC</b>											
Ambo Mineral Water.....	500cc	2.75	2.94	2.77	2.79	1.42	1.35	1.42	1.36	1.50	2.19
Bure Mineral Water.....	500cc	2.43	-	3.00	2.51	-	1.35	1.33	1.34	1.50	1.89
Coca Cola/Fanta.....	300cc	2.76	2.69	2.51	2.70	1.59	1.51	1.52	1.51	1.50	2.11
Pepsi Cola/Mirinda.....	300cc	2.76	2.85	2.48	2.67	1.61	1.51	1.50	1.51	1.50	2.17

Table 4 Part 6 :- (Cont'd) Annual Average Retail Price of Goods and Services in Rural Areas by Killil and Zone

July 1999 - June 2000  
Hamle 1991 - Sene 1992

P R I C E I N B I R R

K I L L I L A N D Z O N E S											
ITEM	UNIT	GAMBELLA			Gambella Average	Harari	ADDIS ABABA		Addis Ababa Average	Dire Dawa	National Average
		Zone 1	Zone 2	Zone 4			Zone 3	Zone 6			
<b>BEVERAGES - ALCOHOLIC</b>											
Araki (Local).....	900cc	26.62	31.58	28.66	28.39	19.14	18.01	19.40	18.24	21.62	26.56
Cognac (Local).....	900cc	26.27	-	30.00	26.89	18.97	17.38	18.16	17.51	18.75	23.56
Brandy (Local).....	900cc	29.42	-	-	29.42	19.00	17.25	17.94	17.37	18.72	24.24
Gin (Local).....	900cc	26.55	30.34	29.06	28.25	18.82	17.11	18.06	17.27	20.76	26.40
Saris Wine (Normal).....	750cc	6.68	11.11	8.13	8.05	6.55	5.44	5.06	5.38	7.73	6.57
'Katikalla'.....	lt	6.21	9.58	3.91	5.83	5.30	7.65	8.82	7.83	6.17	6.67
Beer (Bedele).....	330cc	3.08	3.04	3.00	3.04	-	3.05	3.01	3.04	3.00	3.25
Beer (Harar).....	330cc	-	-	-	-	2.66	3.06	3.00	3.05	2.59	3.17
Beer (Meta Abo).....	330cc	-	-	3.25	3.25	-	3.19	3.00	3.16	2.93	3.32
'Tella'.....	lt	1.05	-	.75	.90	1.20	.91	.63	.86	1.04	.77
'Tej' (Mead).....	lt	2.42	2.22	2.06	2.23	1.27	2.40	1.85	2.31	1.90	2.11
<b>CIGARETTES AND TOBACCO</b>											
<b>CIGARETTES</b>											
Nyala.....	Packet	4.58	4.99	4.17	4.54	-	4.12	4.12	4.12	-	4.51
Gissila.....	Packet	2.00	-	1.49	1.50	-	2.00	1.56	1.91	-	1.57
Rothmans.....	Packet	9.44	10.00	9.74	9.59	5.46	8.37	7.91	8.29	6.07	8.51
<b>TOBACCO</b>											
'Gaya'.....	Kg	27.10	21.20	21.36	23.24	-	5.56	7.09	6.89	65.33	10.91

Table 4 Part 6 :- (Cont'd) Annual Average Retail Price of Goods and Services in Rural Areas by Killil and Zone

 July 1999 - June 2000  
 Hamle 1991 - Sene 1992

## PRICE IN BIRR

K I L L I L A N D Z O N E S											
ITEM	UNIT	GAMBELLA			Gambella Average	Harari	ADDIS ABABA		Addis Ababa Average	Dire Dawa	National Average
		Zone 1	Zone 2	Zone 4			Zone 3	Zone 6			
<b>CLOTHING AND FOOT WEAR</b>											
<b>CLOTHING</b>											
Abujedid(Akaki/Bahir Dar)91cm.	Meter	3.57	-	5.21	4.25	3.25	4.30	3.05	3.76	3.83	4.03
Abujedid(Komb./Arba Min.)150cm	Meter	6.08	-	7.00	6.16	3.50	5.06	4.58	4.93	5.25	5.47
Khaki(S-10,000 Twil)110cm.....	Meter	5.63	-	-	5.63	-	9.00	-	9.00	9.62	10.52
Khaki(Akaki)91cm.....	Meter	-	-	-	-	-	-	-	-	13.50	7.43
Wool-England 100%.....	Meter	-	-	-	-	-	-	-	-	-	200.42
Tetron(Arba Minch).....	Meter	-	-	-	-	-	-	-	-	-	23.00
Poplin(Dire Dawa)105cm.....	Meter	6.00	-	11.50	6.46	5.28	25.35	5.53	25.35	15.71	5.44
Poplin(Komb./Arba Minch)150cm.	Meter	11.00	-	13.00	11.33	-	5.28	5.28	5.42	5.44	6.46
Nylon(Mojo).....	Meter	12.00	-	12.24	12.13	-	10.93	9.41	10.43	12.24	10.84
Polyster(Arba Minch/Awasa)....	Meter	-	-	-	-	-	9.75	9.83	9.78	9.71	10.14
Jersi.....	Meter	-	-	-	-	-	10.00	-	10.00	17.50	15.15
Cotton.....	Kg	-	-	-	-	5.47	18.72	-	18.72	12.05	13.64
							5.13	5.35	5.15	-	4.12
<b>COST OF TAILORING</b>											
Woolen Suit (Men).....	No	283.33	-	-	283.33	233.33	277.67	205.77	260.98	213.16	257.90
Khaki Suit (Men).....	No	45.68	-	56.50	49.06	47.50	49.95	35.47	46.33	43.00	32.03
Khaki Suit (Boys).....	No	28.91	-	48.75	34.03	-	29.36	22.86	27.66	30.56	19.94
<b>READY-MADE / FOR ADULTS</b>											
'Netela'.....	No	-	19.83	20.68	20.38	-	21.23	21.00	21.17	17.00	20.59
'Gabi'.....	No	-	65.00	48.33	50.71	-	53.82	55.70	54.28	59.53	50.74
Shirts Long Sleeved (Local).....	No	37.57	-	29.04	30.11	-	34.67	28.56	31.68	-	30.38
Shirts Short Sleeved (Local).....	No	47.60	-	19.00	39.43	-	29.33	21.86	22.76	41.67	30.23
Shirts Long Sleeved (Imported)...	No	66.03	-	63.18	64.41	29.00	57.52	59.83	58.65	53.54	55.15
Shirts Short Sleeved (Imported)..	No	54.09	-	50.00	53.21	-	58.80	-	58.80	48.23	53.98

Table 4 Part 6 :- (Cont'd) Annual Average Retail Price of Goods and Services in Rural Areas by Killil and Zone

		PRICE IN BIRR									
		KILLIL AND ZONES									
		GAMBELLA				ADDIS ABABA				Dire	National
ITEM	UNIT	Zone 1	Zone 2	Zone 4	Gambella Average	Harari	Zone 3	Zone 6	Addis Ababa Average	Dawa	Average
Socks (Cotton) Imported.....	Pair	9.81	12.43	8.59	9.37	5.45	8.82	7.50	8.52	6.65	8.28
Sweater (Local) Men.....	No	-	-	25.33	25.33	-	34.94	41.58	37.84	23.00	34.93
Sweater (Local) Women.....	No	-	-	23.44	23.44	32.67	32.48	51.71	41.08	37.50	42.47
Shash (Imported).....	No	14.15	-	14.90	14.55	17.39	15.94	13.08	15.35	9.84	15.52
Singlets (Local) White.....	No	11.49	10.00	11.33	11.20	-	9.73	8.43	9.45	8.50	10.94
Jeans Trouser.....	No	92.96	-	74.70	81.48	57.28	71.48	74.07	72.04	73.38	81.61
Woolen Suit.....	No	-	-	-	-	-	-	-	-	1328.57	1054.71
'Kemisna Netela'.....	No	119.24	80.00	-	118.09	-	99.45	104.42	100.49	136.57	110.37
Sweater-Men (Imported).....	No	-	-	79.00	79.00	115.00	98.91	-	98.91	101.88	117.16
Sweater-Women (Imported).....	No	80.00	-	-	80.00	105.77	89.88	83.33	88.09	100.45	108.78
Nylon Dress.....	No	-	-	-	-	-	31.00	45.00	38.00	-	31.83
Tetron Trouser.....	No	-	-	29.00	29.00	-	-	33.43	33.43	-	40.43
Leather Jacket.....	No	300.00	-	-	300.00	-	516.67	-	516.67	-	380.50
Under Wear China.....	No	-	-	24.00	24.00	-	20.54	27.33	24.86	-	22.15
<b>READY-MADE / FOR CHILDREN</b>											
Sweater (Local) for Boys.....	No	-	-	23.23	23.23	-	19.45	13.36	17.93	27.00	16.06
Socks (Imported) Cotton.....	Pair	7.18	7.00	5.50	6.91	-	6.04	4.59	5.68	4.50	5.31
Jeans Trouser.....	No	76.00	-	46.47	54.83	38.26	54.32	58.94	55.35	52.67	57.49
Shirt Long Sleeved(Imported)Boys.....	No	50.54	-	44.17	48.53	19.00	49.53	55.00	50.44	21.55	30.05
Sweater (England) for Girls.....	No	-	-	-	-	-	58.67	-	58.67	-	68.95
Short for Boys.....	No	5.25	-	-	5.25	-	8.12	5.24	6.68	5.90	7.50

Table 4 Part 6 :- (Cont'd) Annual Average Retail Price of Goods and Services in Rural Areas by Killilil and Zone

July 1999 - June 2000  
Hamle 1991 - Sene 1992

PRICE IN BIRR

ITEM	UNIT	K I L L I L A N D Z O N E S										
		GAMBELLA				Gambella Average	Harari	ADDIS ABABA		Addis Ababa Average	Dire Dawa	National Average
		Zone 1	Zone 2	Zone 4	Zone 3			Zone 6				
<b>FOOTWEAR (MEN AND WOMEN)</b>												
Anbessa Leather Shoes Men(Local)Pair	-	-	-	-	-	-	63.00	-	63.00	76.05	62.87	
Leather Shoes Men (Croft)..... Pair	215.00	-	-	215.00	-	-	-	-	-	148.89	150.60	
Walking Shoes(Imp.) Non-Leather Pair	100.00	-	130.00	115.00	-	144.06	111.67	138.95	294.55	130.18		
Canvas Shoes (Local) Men..... Pair	21.25	-	24.49	23.75	21.93	20.88	21.09	20.93	22.40	21.91		
Canvas Shoes (China) Men..... Pair	24.00	-	23.90	23.94	20.50	23.06	23.80	23.26	20.07	23.21		
Plastic Shoes (Local) Women.... Pair	13.14	13.00	10.05	11.43	9.48	8.91	8.05	8.77	9.88	10.73		
Slippers Sponge Adult (China).. Pair	10.52	9.96	10.65	10.51	7.91	7.62	8.31	7.72	8.15	9.32		
Boots for Men Plastic (Local).. Pair	-	-	43.38	43.38	-	43.77	38.27	42.70	31.72	45.15		

232

Table 4 Part 6 :- (Cont'd) Annual Average Retail Price of Goods and Services in Rural Areas by Killilil and Zone

July 1999 - June 2000  
 Hamle 1991 - Sene 1992

PRICE IN BIRR

KILLILIL AND ZONES

ITEM	UNIT	GAMBELLA				Harari	ADDIS ABABA		Dire Dawa	National Average	
		Zone 1	Zone 2	Zone 4	Gambella Average		Zone 3	Zone 6			
<b>CONSTRUCTION MATERIALS, WATER, AND FUEL AND POWER</b>											
<b>CONSTRUCTION MATERIALS</b>											
Cement/Bag/(Local).....	50Kg	55.00	-	63.60	58.39	39.15	30.74	28.21	30.37	39.36	40.27
Lime.....	Kg	1.32	-	-	1.32	1.33	.99	.94	.98	1.12	1.07
Nail (7cm - 12cm).....	Kg	11.91	12.25	8.36	10.35	9.09	7.76	7.55	7.72	8.07	9.01
Nail With Cape.....	Kg	13.36	15.00	11.67	12.88	11.35	9.84	9.89	9.85	10.14	11.50
Corrugated Iron Sheet (.2mm).....	No	43.55	-	-	43.55	41.60	40.94	38.33	40.40	40.13	37.60
Wood for House Construction('Atana')..	No	11.36	-	-	11.36	8.47	4.26	4.04	4.22	7.56	4.83
Wall Paints-Super (Fluid) Normal.....	4Kg	66.32	-	-	66.32	57.78	58.95	58.32	58.84	58.84	61.36
Wall Paints-Super (Fluid) Plastic.....	4Kg	108.18	-	-	108.18	88.64	84.54	80.88	84.23	87.48	90.88
Coarse Aggregate Gravel.....	Meter Cube	-	-	-	-	-	165.86	154.20	165.03	-	180.70
Hollow Concrete Block(20x20x40 cm Cube)No	2.68	-	-	-	2.68	2.04	1.69	1.56	1.66	1.75	2.23
Bricks (25cm x 12cm x 6cm).....	No	-	-	-	-	-	.88	-	.88	1.85	1.51
Floor Board 4m Length.....	No	-	-	-	-	-	-	-	-	-	28.80
Iron Pipe 6mt. (1/2 inch Wide) Local..	No	65.00	-	-	65.00	45.58	51.78	50.21	51.31	52.26	47.86
Chipwood (125cm x 250cm x 8mm).....	No	-	-	-	-	95.50	75.00	-	75.00	80.50	88.58
Sand.....	Meter Cube	21.69	-	31.19	28.17	-	120.84	88.43	119.97	-	103.14
Gutter N° 32.....	Meter	-	-	-	-	-	-	-	-	28.82	26.60
Window Glass (50cm x 50cm x 3mm).....	No	-	-	-	-	34.70	-	-	-	18.37	20.42
Water Tanker (1meter cube).....	No	-	-	-	-	-	36.50	-	36.50	-	1100.19
Stone for House Construction..	Meter Cube	20.00	-	38.71	36.47	-	1014.74	1500.00	1060.95	-	26.29
							23.33	-	23.33		
<b>WATER</b>											
Water.....	Meter Cube	7.62	8.08	20.29	9.67	10.71	6.47	5.26	6.26	6.69	7.79

Table 4 Part 6 :- (Cont'd) Annual Average Retail Price of Goods and Services in Rural Areas by Killilil and Zone

 July 1999 - June 2000  
 Hamle 1991 - Sene 1992

## PRICE IN BIRR

ITEM	UNIT	K I L L I L A N D Z O N E S									
		GAMBELLA			Gambella Average	Harari	ADDIS ABABA		Addis Ababa Average	Dire Dawa	National Average
		Zone 1	Zone 2	Zone 4			Zone 3	Zone 6			
<b>FUEL AND POWER</b>											
Fire Wood.....	Meter Cube	49.85	62.85	51.28	52.82	49.59	86.04	124.87	91.26	44.10	39.87
Charcoal.....	Kg	1.07	-	-	1.07	1.19	1.06	1.09	1.07	1.02	1.01
Dung Cake.....	Kg	-	-	-	-	.56	.32	.27	.31	-	.27
Kerosine.....	Lt	2.99	4.38	2.81	3.12	1.94	1.97	1.75	1.95	1.65	2.79
Diesel.....	Lt	3.64	5.50	2.90	3.79	1.83	1.87	2.06	1.89	2.03	3.23
Electric.....	K.Watt	-	-	-	-	-	.40	.39	.39	.27	.65
Matches.....	Box	.45	.41	.32	.39	.25	.20	.20	.20	.21	.26
Candles.....	No	1.01	1.00	1.00	1.00	.99	.82	.76	.81	.94	.99
Buthane Gas (Shell).....	12.5 Kg	-	-	-	-	-	-	-	-	-	-
Eveready Drycell.....	No	2.20	2.10	1.95	2.09	1.78	1.80	1.74	1.79	1.75	1.90
<b>FURNITURE, FURNISHING, HOUSEHOLD EQUIPMENT AND OPERATION</b>											
<b>CHAIRS, TABLES, ETC.</b>											
Table Wanza (Machine made) Varnished..	No	158.33	-	-	158.33	-	216.06	200.00	214.72	450.00	198.58
Table Wanza (Hand made) Not Varnished..	No	62.50	-	46.67	55.71	-	147.18	148.33	147.28	-	98.93
Chairs Wanza (Machine Made) Varnished..	No	55.00	-	-	55.00	-	72.73	63.33	71.94	125.00	53.75
Chairs Wanza (Hand Made) Varnished....	No	45.00	-	35.13	36.29	-	54.09	76.67	55.97	-	42.54
Cupboard Wanza (2 doors) Varnished....	No	775.00	-	-	775.00	-	901.71	866.67	898.95	900.00	913.33
Double Bed Wanza (120cm) Varnished....	No	444.90	-	-	444.90	-	407.64	433.33	409.62	-	429.81
Sofas (Complete).....	No	1435.00	-	-	1435.00	-	1713.29	1950.00	1731.97	-	2413.76
Book Shelves Wanza (3 Shelves) no Door	No	292.14	-	-	292.14	-	293.53	353.33	298.38	-	226.05
<b>FURNISHINGS &amp; REPAIRS</b>											
Bed Sheet (Non-Patterned Bahir Dar)											
1.90m x 2.50m.....	Pair	47.69	-	47.86	47.77	40.00	60.19	42.12	57.61	45.31	46.68
Bed Sheet(Patterned Kombolcha)											
1.90m x 2.50m.....	Pair	60.31	-	60.24	60.27	83.40	82.71	87.40	82.95	112.67	69.77

Table 4 Part 6 :- (Cont'd) Annual Average Retail Price of Goods and Services in Rural Areas by Killil and Zone

July 1999 - June 2000  
Hamle 1991 - Sene 1992

## P R I C E I N B I R R

K I L L I L A N D Z O N E S												
ITEM	UNIT	GAMBELLA				Gambella Average	Harari	ADDIS ABABA		Addis Ababa Average	Dire Dawa	National Average
		Zone 1	Zone 2	Zone 4	Zone 3			Zone 6				
Bed Cover(Patterned Kombolcha).....	No	82.50	-	-	82.50	57.50	98.00	67.80	87.93	-	63.17	
Blanket Woolen(Debre B.)160cm x 220cm.	No	-	-	83.56	83.56	73.92	75.79	76.78	76.09	83.31	86.37	
Mattress-Sponge (A.A Foam) 120cm.....	No	302.67	-	-	302.67	283.61	280.00	330.13	284.79	290.08	292.01	
Towel-Local (Kombolcha).....	No	12.92	-	-	12.92	-	14.60	22.96	16.16	-	14.15	
<b>EARTHEN WARE</b>												
Water Pot.....	No	6.78	8.10	5.08	6.43	-	7.00	5.88	6.79	-	4.38	
'Jebena' Medium Size.....	No	6.81	4.08	3.21	4.16	3.20	2.11	2.13	2.11	3.07	2.14	
'Mitad' (Griddle of Clay).....	No	9.08	9.07	11.45	10.02	7.90	6.65	6.87	6.68	15.21	6.64	
Local Stove '(Lakech)'	No	15.05	-	10.63	13.31	8.18	5.74	5.31	5.67	10.35	8.94	
Cup for Coffee (China).....	No	1.50	1.50	.99	1.29	1.01	1.01	1.00	1.01	1.11	1.09	
<b>STRAW, BAMBOO AND OTHERS</b>												
'Sefed'.....	No	9.55	6.60	5.88	8.24	5.78	5.57	6.44	5.76	7.51	5.61	
Sack 100Kg Capacity.....	No	3.50	-	6.25	4.88	7.82	4.97	5.25	5.06	6.36	5.76	
<b>METAL WARE</b>												
Cooking Pan Medium (Local).....	No	24.64	-	23.47	23.90	33.28	27.39	22.23	26.32	25.00	26.49	
Tray (Nickel) Medium N° 45 Local.....	No	15.33	-	14.33	14.83	-	24.58	-	24.58	19.45	18.20	
Electric 'Mitad' Aluminium.....	No	-	-	-	-	-	766.67	-	766.67	418.00	387.91	
Gas Stove (Kerosine) China.....	No	42.04	-	-	42.04	38.41	39.76	41.77	40.14	43.83	41.12	
<b>PLASTIC WARE (LOCAL MADE)</b>												
Jerrycan (20 Litres).....	No	28.77	-	23.11	27.86	17.06	23.70	23.00	23.55	24.93	25.45	
Bucket (20 Litres).....	No	18.59	-	15.75	16.88	15.74	15.41	15.42	15.41	16.10	16.50	

Table 4 Part 6 :- (Cont'd) Annual Average Retail Price of Goods and Services in Rural Areas by Killil and Zone

July 1999 - June 2000  
Hamle 1991 - Sene 1992

P R I C E I N B I R R											
K I L L I L A N D Z O N E S											
ITEM	UNIT	GAMBELLA			Gambella Average	Harari	ADDIS ABABA		Addis Ababa Average	Dire Dawa	National Average
		Zone 1	Zone 2	Zone 4			Zone 3	Zone 6			
<b>GLASS WARE</b>											
Glass for Tea (Duralux).....	No	3.48	4.00	3.17	3.51	2.92	3.11	3.18	3.13	3.41	3.17
<b>OTHER HOUSEHOLD EQUIPMENT</b>											
Kerosine Lamp.....	No	23.30	-	19.92	22.56	23.60	20.34	21.61	20.80	23.97	21.29
'Kuraz' Small Local Kerosine Lamp.....	No	1.45	-	.98	1.11	.89	2.17	1.51	2.00	.85	1.13
Flash Light.....	No	7.10	-	6.31	6.73	6.10	6.91	6.50	6.86	5.98	6.20
Electric Bulb Philips(40/60 Watt).....	No	4.00	4.00	3.27	3.55	-	3.28	3.50	3.30	3.20	3.27
<b>HOUSEHOLD OPERATION</b>											
Hard Soap (Local).....	200gm	1.92	2.07	1.79	1.90	1.74	1.73	1.80	1.73	1.81	1.82
Hard Soap (Imported).....	200gm	2.48	2.64	2.57	2.55	2.52	2.25	2.04	2.22	2.22	2.43
Detergent (Omo).....	50gm	1.80	1.58	1.39	1.64	1.12	1.14	1.31	1.17	1.27	1.32
Incense.....	Kg	17.79	-	8.59	10.97	-	13.30	9.28	12.93	7.08	10.38
Sandal Wood.....	No	.32	.48	.26	.34	.15	.22	.23	.22	.14	.26
Toilet Paper (Mamko).....	Roll	3.02	3.00	3.11	3.03	3.05	2.98	3.02	3.00	3.00	3.08
<b>DRY CLEANING</b>											
Dry Cleaning (Suit Men).....	No	-	-	-	-	13.38	13.35	12.00	13.18	15.50	13.70
<b>DOMESTIC SERVICE</b>											
Maid Servant.....	Month	57.98	54.00	22.08	46.61	48.63	42.10	34.55	40.84	48.59	25.19
Unskilled Service (Daily Laborer).....	Day	7.25	6.67	7.06	7.09	7.09	6.95	6.13	6.81	8.54	6.26

Table 4 Part 6 :- (Cont'd) Annual Average Retail Price of Goods and Services in Rural Areas by Killilil and Zone

July 1999 - June 2000  
Hamle 1991 - Sene 1992

## P R I C E I N B I R R

ITEM	UNIT	K I L L I L A N D Z O N E S									
		GAMBELLA				Harari	ADDIS ABABA		Dire Dawa	National Average	
		Zone 1	Zone 2	Zone 4	Gambella Average		Zone 3	Zone 6			Addis Ababa Average
<b>MEDICAL CARE</b>											
Ampicillin(250 mg) Local.....	56 Caps	19.50	14.00	20.08	19.72	17.29	17.64	15.76	17.05	17.50	19.67
Dichlorophine(500 mg) Local.....	6 Pills	2.08	-	1.48	1.76	1.52	1.63	1.52	1.60	1.43	1.66
Tetracycline(250mg) Local.....	56 Caps	11.70	7.50	10.69	10.81	7.24	9.68	9.15	9.53	6.57	10.30
Penicillin injection(4 Mu. Local). Bottle		4.33	3.00	4.61	4.31	4.04	4.00	3.33	3.80	3.85	4.33
Chloramphenicol(250mg) Local.....	56 Caps	17.20	11.46	14.69	15.74	14.23	13.30	12.71	13.10	13.94	15.58
Dipron(500mg) Local.....	20 Pills	3.40	2.00	2.88	3.08	2.09	2.35	1.55	2.09	1.98	2.86
Cough Syrup (Berantine) Local.....	125cc	9.92	6.67	8.16	8.86	6.91	6.94	6.25	6.76	6.93	8.52
Bactrim(480mg) Local.....	30 Pills	11.63	4.38	18.12	11.70	6.53	11.25	-	11.25	7.01	10.07
Vermox(100mg) Local.....	12 Pills	2.72	2.00	3.17	2.82	1.93	3.58	.90	2.30	1.66	2.91
Mezel(250mg) Local.....	30 Caps	6.15	4.53	5.31	5.56	3.08	4.37	3.59	4.15	3.17	5.36
Asprin (300 mg) Local.....	20 Pills	2.78	2.03	2.72	2.66	1.15	1.63	1.16	1.51	1.72	2.29
<b>OTHER MEDICAL EXPENSES</b>											
Doctor's Fee (Government).....	per visit	1.32	.63	-	1.22	1.00	1.33	1.82	1.71	1.00	.81
Doctor's Fee (Private).....	per visit	5.00	-	-	5.00	14.72	10.54	5.67	9.53	9.87	7.71
Injection (Service Charge).....	Once	.70	-	.50	.58	.97	2.46	1.00	2.16	.99	.98
<b>TRANSPORT AND COMMUNICATION</b>											
<b>TRANSPORT</b>											
Benzene.....	Lt	3.26	-	-	3.26	2.54	2.66	2.75	2.68	2.54	3.13
Motor Oil (Mobil).....	Lt	18.55	-	-	18.55	16.47	16.29	13.65	16.19	16.75	16.73
Car Washing and Greasing.....	No	-	-	-	-	22.75	23.46	-	23.46	22.25	23.54
Animal Transport fare.....	Trip	-	-	-	-	-	-	-	-	-	17.33
Cart Fare.....	Trip	-	-	-	-	1.00	.25	.57	.54	1.00	1.03

Table 4 Part 6 :- (Cont'd) Annual Average Retail Price of Goods and Services in Rural Areas by Killil and Zone

July 1999 - June 2000  
Hamle 1991 - Sene 1992

PRICE IN BIRR

ITEM	UNIT	K I L L I L A N D Z O N E S										
		GAMBELLA				Gambella Average	Harari	ADDIS ABABA		Addis Ababa Average	Dire Dawa	National Average
		Zone 1	Zone 2	Zone 4	Zone 3			Zone 6				
<b>ENTERTAINMENT AND EDUCATION</b>												
<b>EQUIPMENT AND ACCESSORIES</b>												
T.V. Set Philips 21 inch(Colored)..... No	-	-	-	-	13.33	3483.33	-	-	-	3475.18	3403.78	
Cassette Recorded Original(Local Music)No	13.33	14.00	13.00	13.33	-	-	13.00	12.67	12.83	-	13.04	
Radio Set Philips 3 Band..... No	200.00	167.50	145.00	156.11	179.00	-	-	123.00	123.00	173.79	161.71	
Tape Recorder National (2 Speaker)..... No	-	-	-	-	446.67	3.00	-	-	3.00	423.33	346.76	
Expense for Photograph(Passport size)4Pho	4.22	-	4.00	4.14	4.00	4.15	2.98	3.96	3.97	3.97	3.98	
Newspaper (Addis Zemen)..... No	-	-	-	-	.50	.92	.35	.77	.50	.50	.61	
<b>EDUCATION</b>												
Exercise Book (50 Leaves) Local..... No	2.14	2.07	1.86	2.02	1.97	1.73	1.62	1.71	1.93	1.93	1.93	
Pencil (China)..... No	.42	.50	.28	.39	.25	.25	.23	.25	.25	.25	.29	
Ball Point-Bic England..... No	1.00	1.00	1.00	1.00	1.01	.99	1.04	1.00	1.03	1.03	1.01	
Day School Fee-Public(Grade 7 & 8)..Month	15.00	-	-	15.00	-	14.85	10.10	12.78	-	-	11.83	
Day School Fee-Private(Grade 9-12)..Month	-	-	-	-	-	67.31	159.66	101.94	55.00	55.00	50.30	
Night School Fee-Government(Gr.9-12)Month	13.63	-	-	13.63	-	19.66	21.65	20.70	20.67	20.67	17.38	
<b>PERSONAL CARE AND EFFECTS</b>												
<b>PERSONAL CARE</b>												
Lux Toilet Soap..... 90gm	3.52	3.60	3.60	3.54	3.47	3.20	2.97	3.15	3.42	3.42	3.51	
Blade-TOPAZ..... No	.31	.32	.26	.29	.25	.25	.27	.26	.25	.25	.28	
Hair Dressing (Traditional)..... No	2.20	2.38	2.22	2.28	4.05	7.19	2.55	6.19	5.58	5.58	2.05	
Hair Dressing (Modern)..... No	10.00	-	5.50	9.05	7.12	6.41	6.27	6.39	7.54	7.54	6.99	
Barbery (Mens Hair Cut)..... No	4.03	4.00	2.80	3.29	2.99	3.22	2.20	3.07	3.17	3.17	2.30	
Paraffin Hair Oil..... 330cc	9.98	10.00	8.00	9.86	7.78	7.59	7.15	7.52	8.65	8.65	8.34	
Zenith Hair Oil..... 330cc	9.85	9.60	8.91	9.40	7.77	7.49	7.30	7.46	7.91	7.91	9.19	

Table 4 Part 6 :- (Cont'd) Annual Average Retail Price of Goods and Services in Rural Areas by Killil and Zone

July 1999 - June 2000  
Hamle 1991 - Sene 1992

## P R I C E I N B I R R

## K I L L I L A N D Z O N E S

ITEM	UNIT	GAMBELLA			Gambella Average	Harari	ADDIS ABABA		Addis Ababa Average	Dire Dawa	National Average
		Zone 1	Zone 2	Zone 4			Zone 3	Zone 6			
<b>PERSONAL EFFECTS</b>											
Umbrella-Men Medium (Local).....	No	29.77	37.50	26.33	27.64	-	28.76	22.46	26.77	-	26.57
Umbrella-Women Medium (Imported).....	No	27.43	25.00	26.55	26.93	16.08	21.18	17.91	20.35	16.11	23.88
Hand Bag (Imported Synthetic).....	No	140.00	-	-	140.00	-	-	-	-	134.30	126.79
Belt (Local) Machine Made.....	No	13.32	14.33	11.97	12.57	7.79	13.11	13.20	13.13	10.91	10.38
Belt (Local) Hand Made.....	No	13.50	-	6.00	9.75	1.14	7.54	3.69	6.31	.98	3.05
<b>JEWELLERY</b>											
Seiko-21 Jewels Automatic (Men).....	No	350.00	-	-	350.00	-	-	-	-	392.00	372.62
Seiko-21 Jewels Automatic (Women).....	No	-	-	-	-	-	-	-	-	351.67	351.76
Earrings (4gm 18 carat Local).....	Pair	310.00	-	-	310.00	-	279.62	305.71	293.15	320.13	289.36
Neck Laces (6gm 21 carat Imported).....	No	-	-	-	-	-	504.00	570.00	532.29	532.84	505.45
Rings (4gm 18 carat Local).....	No	310.00	-	-	310.00	-	277.31	305.19	291.51	319.13	287.01
<b>LIVESTOCK AND DRAUGHT ANIMALS</b>											
<b>LIVESTOCK</b>											
Sheep (10-15Kg).....	No	89.33	62.73	92.43	89.22	-	91.62	85.77	90.24	68.44	58.17
Goat (10-15Kg).....	No	60.62	61.00	69.67	63.39	-	71.59	67.16	69.98	68.95	51.66
Heifer (2-4 Years).....	No	336.29	251.50	362.38	316.33	-	411.67	333.97	341.25	376.36	297.80
Cow (4 Years and Above).....	No	593.21	486.67	694.58	619.63	-	610.00	624.07	622.67	631.23	457.01
Bull (2-4 Years).....	No	368.07	296.26	474.29	368.11	-	453.33	380.60	388.39	475.35	349.11
Ox (4 Years and Above).....	No	901.00	-	788.52	863.96	-	883.33	1036.67	1022.73	1077.29	648.15
Hen (Indigenous).....	No	7.38	10.92	13.38	10.59	5.68	10.41	9.91	10.33	6.49	7.23
Cock (Indigenous).....	No	11.88	14.96	15.06	13.91	10.63	15.13	17.62	15.55	11.24	10.55

Table 4 Part 6 :- (Cont'd) Annual Average Retail Price of Goods and Services in Rural Areas by Killilil and Zone

July 1999 - June 2000  
 Hamle 1991 - Sene 1992

PRICE IN BIRR

ITEM	UNIT	K I L L I L A N D Z O N E S									
		GAMBELLA			Gambella Average	Harari	ADDIS ABABA		Addis Ababa Average	Dire Dawa	National Average
		Zone 1	Zone 2	Zone 4			Zone 3	Zone 6			
<b>DRAUGHT ANIMALS</b>											
Donkey.....	No	-	-	-	-	-	323.33	150.00	280.00	254.14	237.10
Horse.....	No	-	-	-	-	-	-	815.00	815.00	710.00	501.65
Mule.....	No	-	-	-	-	-	-	-	-	900.00	842.59
<b>FARM EQUIPMENT (INDUSTRIAL PRODUCT)</b>											
Sickel.....	No	14.27	-	10.41	11.76	13.00	11.30	13.90	12.23	12.32	12.36
Pick Axe ('Doma').....	No	23.11	-	14.80	20.14	-	17.02	14.94	16.07	17.81	17.93
'Gejera'.....	No	24.00	-	38.31	35.08	-	-	17.15	17.15	18.93	25.98
<b>FARM EQUIPMENT (HAND MADE)</b>											
'Mofer'.....	No	-	-	-	-	-	-	13.42	13.42	-	11.99
'Kember'.....	No	-	-	-	-	-	-	13.25	13.25	-	7.21
'Digr'.....	No	-	-	-	-	-	-	2.66	2.66	3.17	2.11
Plough.....	No	-	-	12.73	12.73	20.79	13.67	9.80	11.25	10.91	17.77
Sickel.....	No	-	-	6.38	6.38	12.00	5.17	12.33	8.75	8.50	3.38
'Wegel'.....	No	-	-	4.61	4.61	4.92	-	3.43	3.43	3.20	4.34
<b>MISCELLANEOUS GOODS AND SERVICES</b>											
Coffine (Medium Quality).....	No	297.37	-	-	297.37	185.85	121.19	116.21	119.55	157.14	146.09

