

Federal Democratic Republic Of Ethiopia  
**CENTRAL AGRICULTURAL CENSUS COMMISSION**

**ETHIOPIAN AGRICULTURAL  
SAMPLE ENUMERATION, 2001/02(1994 E.C.)**  
Results for **Southern Nations, Nationalities  
and Peoples' Region**



*STATISTICAL REPORT ON*  
**AREA AND PRODUCTION OF  
CROPS**  
**PART II.A**

Addis Ababa  
July, 2003

914196


C-45-

000273

4/5 ACC.0002214-

Federal Democratic Republic Of Ethiopia  
**CENTRAL AGRICULTURAL CENSUS COMMISSION**

**ETHIOPIAN AGRICULTURAL  
SAMPLE ENUMERATION, 2001/02(1994 E.C.)**  
Results for **Southern, Nations, Nationalities  
and Peoples Region**



*STATISTICAL REPORT ON*  
**AREA AND PRODUCTION OF  
CROPS**  
**PART II.A**

*የኢትዮጵያ ፌዴራላዊ ዲሞክራሲያዊ ሪፐብሊክ  
የተጠቃሚ አገልግሎት ሚኒስቴር  
የአገልግሎት ሚኒስቴር  
የጥሬ ምርት ሚኒስቴር*

Addis Ababa  
July, 2003

45

Central Statistical Authority  
Federal Democratic Republic of Ethiopia

ETHIOPIAN AGRICULTURAL  
STATISTICAL AUTHORITY  
Regional, National, International  
and Peoples Region



STATISTICAL REPORT ON  
AREA AND PRODUCTION OF  
CROPS  
PART II.A

Addis Ababa  
July 2003

PREPARED AND PRINTED BY  
CENTRAL STATISTICAL AUTHORITY  
P.O. BOX 1143 ADDIS ABABA  
Tel. 55-30-11

## **FOREWORD**

An agricultural census, which would serve as a source of a benchmark data for the sector has not been conducted in Ethiopia. However, in order to provide basic agricultural information to data users, annual agricultural sample surveys have been carried-out since 1980/81 by the Central Statistical Authority (CSA). Although, these annual sample surveys have some limitations in terms of scope, coverage and level of disaggregation, these surveys have served as a means of narrowing the data gap in the sector.

Considering the importance of the agricultural sector and the need for a comprehensive data, the CSA has requested the concerned government authority to initiate the undertaking of a National Agricultural Census several times. That is, it has submitted a project proposal immediately after the launching of the 1984 National Population and Housing Census. Moreover, it has also attempted to materialize this census in late 1980's and in early 1990's i.e. immediately after the undertaking of the 1994 National Population and Housing Census. The attempt continued till CSA got a positive response from the government in 1998. Hence, the CSA has been carrying out the Agricultural Census preparatory activities from September 1999, to August 2001.

Thus, in order to overcome the above-mentioned limitations on the data generated from the Annual Agricultural Sample Surveys and provide a benchmark data on the agriculture sector, the CSA launched the fieldwork of the first ever Ethiopian Agricultural Sample Enumeration in September 2001. Prior to launching the sample enumeration a number of preparatory activities such as the preparation of the census documents, undertaking the pretests and the pilot censuses,... etc. were also carried-out.

The 2001/02 Ethiopian Agricultural Sample Enumeration was launched under the auspices of the Ethiopian Agricultural Census Commission that was set up under Proclamation No. 238/2001. The Commission is chaired by the Prime Minister and the members of the Commission are drawn from various relevant Federal Ministries and other government organizations. The Central Statistical Authority serves as the Secretariat Office of the

Commission. Hence the collection, processing, evaluation and analysis of the census data as well as its dissemination are the responsibilities of this office.

The 2001/02 Ethiopian Agricultural Sample Enumeration is a huge nation wide operation, which could not be undertaken by a single organization. Hence, in order to enhance and facilitate the census enumeration activities Regional, Zonal, and Wereda Census Commissions have been established and Census Committees were set-up at Kebele levels. In the conduct of this census, full cooperation and assistance of governmental and non-governmental organizations, external donor agencies and the public in general have been obtained.

It is worth mentioning that the 2001/02 Crop Production Forecast Report, which is the first phase of the Agricultural Census was prepared, printed and disseminated to agricultural data users in December, 2001.

On the other hand, the census data on area under crop, production and yield of temporary crops consisted of cereals, pulses, oil seeds, vegetables and root crops for Meher Season was processed, compiled, evaluated and a report has been prepared and printed. This report entitled as a "Report on the Preliminary Results of Area, Production and Yield of Temporary Crops" (Meher Season, Private Peasant Holdings) was the Second Census Report so far published printed and disseminated to agricultural data users in October, 2002. It should be noted that during the census, huge sets of data on agriculture and related topics were collected. Given the limited resources (skilled manpower, computers...) available at the head quarters, data processing and summarization of results require quite longer period, than originally expected.

Since the release of the above mentioned Census Preliminary Report, the CSA, has put all the necessary efforts and made all the available resources (skilled manpower computers,...) at the disposal of the census data processing activities. Consequently, the Authority has reached a stage where the agricultural census data processing activities have advanced to a

stage where the data can be evaluated, reports can be prepared, printed and released to users at regional levels and eventually at country level.

Thus, the Agricultural Census Report on Southern Nations, Nationalities and Peoples (S.N.N.P.) Region is the eleventh series of the census report. This regional report is a comprehensive one and it consists all of the agricultural data collected during the 2001/02 Ethiopian Agricultural Sample Enumeration. These data include: the socio-economic characteristics of the population in agricultural households; land use; area, production and yield of temporary and permanent crops; farm management practices; livestock, poultry and beehives; and farm implements, draught animals and storage facilities. Similar comprehensive reports for the regions have been released consecutively.

The Office of the Ethiopian Agricultural Census Commission would like to thank all government and non-government agencies who participated in the organization of the census, the supervision of the field work, the data collection, and the respondents who participated in providing the necessary census data. The Ethiopian government has given huge financial and unreserved administrative support in undertaking the 2001/02 Ethiopian Agricultural Sample Enumeration. This indicates the continuous commitment and high priority offered by the Ethiopian Government for the development of the agricultural sector statistics as well as the other socio-economic and demographic statistics.

Finally, the Office would also like to take this opportunity to express its many thanks to the United States Agency for International Development (USAID) for its generous financial and technical assistance for the census. Moreover, thanks are due to the European Union (EU) for its financial assistance and the British Department for International Development (DFID) for its material assistance for the census.

Abdulahi Hassen (Ph.D.)

Member and Secretary,  
Central Agricultural Census Commission

## TABLE OF CONTENTS

	<u>Page</u>
FOREWORD.....	I
Table of Contents.....	IV
List of Summary Tables.....	VI
List of Statistical Tables.....	VII
List of Figures.....	VII
<b>CHAPTER I: BACKGROUND.....</b>	<b>1</b>
1. Introduction.....	1
2. Objectives of the Census.....	2
2.1 The General Objectives .....	2
2.2. The Specific Objectives .....	3
<b>CHAPTER II: CENSUS METHODOLOGY AND OPERATIONS.....</b>	<b>5</b>
1. Introduction.....	5
2. Census Methodology .....	8
2.1 Scope and Coverage .....	8
2.2 Sampling Frame.....	10
2.3 Sample Design. ....	10
2.4 Sample Selection of Primary Sampling Units.....	11
2.5 Listing of Households and Selection of Agricultural Households.....	11
3. Census Operations.....	12
3.1 Organization of Field work.....	12
3.2 Training.....	13
3.3 Method of Enumeration.....	14
3.4 Census Forms and Field Equipment.....	16

	<b><u>Page</u></b>
3.4.1 Census Forms.....	16
3.4.2 Field Equipment.....	19
3.5 Quality Control in Data Collection.....	20
3.5.1 Concepts and Definitions .....	21
4. Data Processing.....	26
4.1 Editing, Coding and Verification .....	26
4.2 Data Entry, Cleaning and Tabulation.....	26
5. Measures of Precisions of Estimates.....	28

## **CHAPTER V: AREA AND PRODUCTION OF CROPS AND**

<b>CROP UTILIZATION</b> .....	29
1. Introduction.....	29
2. Production of Temporary Crops .....	31
2.1 Cereals .....	31
2.2 Pulses .....	36
2.3 Oilseeds.....	42
2.4 Vegetables.....	45
2.5 Root Crops .....	49
 Statistical Tables Presenting Results at Zone and Wereda Levels .....	 97

## LIST OF SUMMARY TABLES

	<u>Page</u>
<b>CHAPTER V: AREA AND PRODUCTION OF CROPS AND CROP UTILIZATION</b> .....	29
Summary Table V.1 Area Under Temporary Crops by Crop Type, for Private Peasant Holdings–S.N.N.P. Region .....	54
Summary Table V.2 Production of Temporary Crops by Crop Type, for Private Peasant Holdings – S.N.N.P. Region .....	55
Summary Table V.3 Area Under Temporary Crops by Crop Type, for Private Peasant Holdings – Gurage Zone .....	56
Summary Table V.4 Production of Temporary Crops by Crop Type, for Private Peasant Holdings – Gurage Zone .....	57
Summary Table V.5 Area Under Temporary Crops by Crop Type, for Private Peasant Holdings – Hadiya Zone .....	58
Summary Table V.6 Production of Temporary Crops by Crop Type, for Private Peasant Holdings – Hadiya Zone .....	59
Summary Table V.7 Area Under Temporary Crops by Crop Type, for Private Peasant Holdings – Kembata Alaba Timbaro Zone .....	60
Summary Table V.8 Production Temporary Crops by Crop Type, for Private Peasant Holdings – Kembata Alaba Timbaro Zone .....	61
Summary Table V.9 Area Under Temporary Crops by Crop Type, for Private Peasant Holdings – Sidama Zone .....	62
Summary Table V.10 Production Temporary Crops by Crop Type, for Private Peasant Holdings – Sidama Zone .....	63
Summary Table V.11 Area Under Temporary Crops by Crop Type, for Private Peasant Holdings – Gedio Zone .....	64
Summary Table V.12 Production of Temporary Crops by Crop Type, for Private Peasant Holdings – Gedio Zone .....	65

	<u>Page</u>
Summary Table V.13 Area Under Temporary Crops by Crop Type, for Private Peasant Holdings – Wolaita Zone .....	66
Summary Table V.14 Production Temporary Crops by Crop Type, for Private Peasant Holdings – Wolaita Zone .....	67
Summary Table V.15 Area Under Temporary Crops by Crop Type, for Private Peasant Holdings – South Omo Zone.....	68
Summary Table V.16 Production Temporary Crops by Crop Type, for Private Peasant Holdings – South Omo Zone.....	69
Summary Table V.17 Area Under Temporary Crops by Crop Type, for Private Peasant Holdings – Shaka Zone .....	70
Summary Table V.18 Production of Temporary Crops by Crop Type, for Private Peasant Holdings – Shaka Zone .....	71
Summary Table V.19 Area Under Temporary Crops by Crop Type, for Private Peasant Holdings – Kaffa Zone.....	72
Summary Table V.20 Production of Temporary Crops by Crop Type, for Private Peasant Holdings – Kaffa Zone.....	73
Summary Table V.21 Area Under Temporary Crops by Crop Type, for Private Peasant Holdings – Gamogofa Zone .....	74
Summary Table V.22 Production of Temporary Crops by Crop Type, for Private Peasant Holdings – Gamogofa Zone .....	75
Summary Table V.23 Area Under Temporary Crops by Crop Type, for Private Peasant Holdings – Bench Maji Zone .....	76
Summary Table V.24 Production of Temporary Crops by Crop Type, for Private Peasant Holdings – Bench Maji Zone .....	77
Summary Table V.25 Area Under Temporary Crops by Crop Type, for Private Peasant Holdings – Yem Special Wereda .....	78
Summary Table V.26 Production Temporary Crops by Crop Type, for Private Peasant Holdings – Yem Special Wereda.....	79

	<u>Page</u>
Summary Table V.27	Area Under Temporary Crops by Crop Type, for Private Peasant Holdings – Amaro Special Wereda ..... 80
Summary Table V.28	Production Temporary Crops by Crop Type, for Private Peasant Holdings – Amaro Special Wereda ..... 81
Summary Table V.29	Area Under Temporary Crops by Crop Type, for Private Peasant Holdings – Burji Special Wereda ..... 82
Summary Table V.30	Production of Temporary Crops by Crop Type, for Private Peasant Holdings – Burji Special Wereda ..... 83
Summary Table V.31	Area Under Temporary Crops by Crop Type, for Private Peasant Holdings – Konso Special Wereda ..... 84
Summary Table V.32	Production Temporary Crops by Crop Type, for Private Peasant Holdings – Konso Special Wereda ..... 85
Summary Table V.33	Area Under Temporary Crops by Crop Type, for Private Peasant Holdings –Derashe Special Wereda ..... 86
Summary Table V.34	Production Temporary Crops by Crop Type, for Private Peasant Holdings – Derashe Special Wereda ..... 87
Summary Table V.35	Area Under Temporary Crops by Crop Type, for Private Peasant Holdings – Dawro Special Wereda ..... 88
Summary Table V.36	Production of Temporary Crops by Crop Type, for Private Peasant Holdings – Dawro Special Wereda ..... 89
Summary Table V.37	Area Under Temporary Crops by Crop Type, for Private Peasant Holdings – Basketo Special Wereda ..... 90
Summary Table V.38	Production of Temporary Crops by Crop Type, for Private Peasant Holdings – Basketo Special Wereda ..... 91
Summary Table V.39	Area Under Temporary Crops by Crop Type, for Private Peasant Holdings – Konta Special Wereda ..... 92
Summary Table V.40	Production of Temporary Crops by Crop Type, for Private Peasant Holdings – Konta Special Wereda ..... 93

## LIST OF STATISTICAL TABLES

	<u>Page</u>
Tables 5.1 - 5.8.3 - Area and Production of Crops.....	97-519

## LIST OF FIGURES

### CHAPTER V:

Figure V.1	Area under Temporary Crops.....	94
Figure V.2	Production of Temporary Crops.....	94
Figure V.3	Area and Production of Temporary Crops.....	95

# **CHAPTER I**

## **BACKGROUND**

### **1. INTRODUCTION**

A nation has to feed its people adequately to have healthy and wealthy citizens for the promotion of its development and growth. A government concerned with the well being of its people and aiming at the rectification of the national economy makes agriculture its top priority for the achievement of the above goals. Policy making and decision taking are essential in this regard. But there are recognized constraints such as the availability of adequate and comprehensive statistical data on agriculture that guides policies and decisions for attaining development targets in the agricultural sector.

In recognition of these constraints, and in an effort to provide accurate, reliable and timely data on the nation's agriculture that policies and decisions entail, the Central Statistical Authority (CSA) has been conducting annual agricultural sample surveys since 1980/81 (1973 E.C.). As a result, data on area, production and yield of major crops, farm management practices, land use, livestock, poultry and beehives have been produced at country, regional and zonal levels for both Meher and Belg seasons on a yearly basis.

Despite this effort, the economic policy has recently focused on agricultural sector and data users became more sophisticated demanding for various data in greater detail on timely basis, with improved accuracy and reliability and highly disaggregated to levels where project planning and implementation take place. Hence, the existing data that has resulted from the regular annual agricultural sample survey could not meet these demands. Accordingly, these needs led the CSA to reappraise the agricultural data it has produced so far and realized the gap between the demand for agricultural data and the data supplied is widening. Thus, as an organization situated between the data and its users, the CSA was prompted by the gravity of the demand for more detailed data to embark upon a census of agriculture in the year 2001/02 and narrow the existing data gap.

Development and monitoring of the agricultural sector require data on a wide range of indicators. A census of agriculture is the leading source of such data. It provides an image of a nation's farming and agricultural activity at a particular point in time (an agricultural production year) for the data disaggregated at the lowest level of reporting.

In Ethiopia, prospects and policies regarding agriculture have evolved significantly over recent years. Economic problems have been the major factor in development and implementation of these policies and programs. The agricultural policies and programs are targeted at ensuring that food crops will be made available to those who need it and don't obtain enough of it or guaranteeing everyone access to safe and nutritious food. To put it in a nutshell: it is to create and maintain food security. The realization of this goal requires the implementation of the policies and programs at woreda level and make available agricultural statistics at corresponding administrative level. It is against this background that the census was conducted to monitor the trends and the changing patterns in agricultural production with the acquisition of agricultural statistics at wereda, zonal, regional and country levels.

## **2. OBJECTIVES OF THE CENSUS**

There are fundamental problems prevailing in the agricultural sector that are especially affecting the rural population and often perceived as the maladies of the Ethiopian economy. In order to solve these problems gradually but steadily, the Ethiopian government has been developing various agricultural programs and schemes. To effect these programs and meet other objectives, the census is the appropriate method of data collection for providing much needed and more detailed statistical information on agriculture.

### **2.1 The general objectives are to: -**

- Provide benchmark data on the structure of agriculture for planning, policy making and other uses during intercensal years,
- Provide detailed data at lower administrative level,

- Use the census as a vehicle for developing the national agricultural statistics system,
- Secure data for items whose production is limited (rare crops),
- Secure benchmark data for improving the annual agricultural sample survey in the future,
- Make use of the census experience and trained personnel for capacity building and strengthening the Ethiopian Statistical Authority in the field of agricultural statistics, and
- Develop data bank with facility for updating consistency checks and retrieval of data in various forms tailored to the needs of the users.

## **2.2 The specific objectives are to provide: -**

- Basic information on the country's agriculture to the government for formulating and implementing timely food security measures and to alert policy makers about the food situation in the country,
- Information to the government to develop and monitor farm programs, study historical trends, appraise current conditions and plan for the future,
- Information for the government to design and allocate funding for extension service projects, and
- Data for the private sector in order to execute the effective production and distribution system in the agricultural sector.

This report presents the Agricultural Sample Enumeration results for Southern Nations, Nationalities and Peoples (S.N.N.P.) Regional State. It comprises of eight chapters: Chapter I presents the Background and the Objectives of the Census, Chapter II discusses the Census Methodology and Operations which is composed of Scope and Coverage of the Census, Sampling Frame, Sample Design, Sample Selection, Organization of Field Work, Training of Field Staff, Method of Enumeration, Concepts and Definitions and Data Processing. Chapter III deals with Socio-Economic Characteristics of the Population in Agricultural Households. Chapter IV covers Land Utilization and Chapter V deals with Area and Production of Crops and Crop Utilization .

Moreover, Chapter VI treats Farm Management Practices. Further, in Chapter VII of this report, Size, Characteristics and Purpose of Livestock and Livestock Products are discussed. Finally, in Chapter VIII the census results are presented on Farm Implements, Draught Animals and Storage Facilities.

As given above, the Agricultural Census report for S.N.N.P. Regional State constitutes eight Chapters presented on over three thousand pages. Hence, it is neither possible nor comfortable to the reader to present it as a single report. Accordingly, the report is presented in "Four Parts" with the Introductory Chapter (i.e. Chapter I) and The Census Methodology and Operations (i.e. Chapter II) as common inputs to each Part. Thus,

- *Part I constitutes the first two common Chapters and Chapters III and IV.*
- *Part II :*
  - Part II.A consists of the first two common Chapters and Area and Production of Temporary Crops (i.e. Section 2) from Chapter V.*
  - *Part II.B comprises of the Introductory Section (i.e. Section 1) of Chapter V, Area and Production of Permanent Crops (i.e. Section 3) and Crop Utilization (i.e. Section 4).*
- *Part III:*
  - Part III .A includes the first two common Chapters and the Introductory Section (i.e. Section 1) and Cropland Area Under Agricultural Inputs and Farm Management (i.e. Section 2) and Holders Applying Fertilizers, Area and Quantity of Fertilizers Applied (i.e. Section 3) from Chapter VI.*
  - Part III.B includes the Introductory Section (i.e. Section 1) of Chapter VI and Sections 4 – 8 of Chapter VI. Finally,*
- *Part IV constitutes the first two common Chapters and Chapters VII and VIII.*

Also, each Part of the report encompasses Appendix I that shows the Estimation Procedures of Totals, Ratios and Sampling Errors; Appendix II gives the Number of EA's and Agricultural Households Sampled and Covered in the region by wereda; and Appendix III shows the Agricultural Sample Enumeration Questionnaires. Moreover, tables that show the Standard Errors (S.E.) and Coefficients of Variation (C.V.) are given as an annex at the end of the relevant chapters.

## **CHAPTER II**

### **CENSUS METHODOLOGY AND OPERATIONS**

#### **1. INTRODUCTION**

As explained in the introductory chapter of this publication, the census of Agriculture is a large-scale, periodic statistical operation for the collection of quantitative information on the structure of agriculture. Such a huge operation demands sequence of standard activities. In order to collect, process and produce reliable and internationally comparable data, the different technical procedures and operations that have to be applied during the census should follow what has been globally recommended.

Hence, this chapter highlights what has been exercised before and during the census operations in areas of subject and area coverage, census methodology, (such as sampling frame, sample design, listing and selection of primary sampling units and households), and census operations that included organization of field work, training, method of enumeration, quality control and data processing.

The scope of the agricultural census concerns the type and dimension of data to be collected. When the CSA has launched the planning of the census, it solicited the demand of data from various government and non-government organizations which are the major users of the resulting census data. The response was just overwhelming and put the CSA in an awkward position to decide on the scope. The decision on the range and extent of data items to be dealt with by the census is really hard to make given the size of the country's population engaged in agriculture, the limited human and financial resources, and the magnitude of the census work. The CSA had to strike a balance between the scope on the one hand and the available resources and time on the other hand so that there was a trade-off between the two.

Since the census of agriculture is not a frequent data collection activity, it is best suited for collecting more data on various characteristics relating to area and production of crops. It lends the opportunity of capturing as much data as possible, especially when it is conducted for the first time. But agricultural census is not a practical means of providing all data. Not all agricultural statistics can be collected through a census of agriculture. Hence, there was caution against overloading the agricultural census forms with extensive scope. Thus, with regard to the scope, the census had to be restricted to a coherent and manageable range of data items.

In this census the data collected include: demographic and economic characteristics of population in agricultural households and holders during the reference period; area, production and yield of both temporary and permanent crops harvested in the farming of Meher as well as Belg Seasons; farm management practices envisaged during both seasons; land use under major categories; and livestock, poultry and beehives. It also includes data on farm tools, implements, draught animals and storage facilities. The data collection on the production of vegetables and root crops, which was not covered by the annual agricultural sample survey, was also included in this census.

The cost of data collection is one of the most important factors in the planning and execution of a census. In a country like Ethiopia including the S.N.N.P. Region, where in addition to the problems mentioned above, transportation and communications are poor and the resources available are limited to meet the cost of a census tend to be major problems. The problem is more pronounced when deciding on the extent of census coverage.

A decision whether to carry out a complete enumeration or to plan a sample enumeration of holdings depends on the availability of resources and the level at which the census results are required. This holds true whether the results will be provided at wereda level or higher administrative hierarchies. With these constraints and extremely large number of holdings

in the country's agricultural system and considering the huge cost required and timely production of the data, with the aim of providing the results at wereda level where almost all

the agriculture is undertaken by small holders, a census of agriculture on the basis of sample enumeration was adopted by the CSA. In a census that aims in securing data on more agricultural items with reasonable accuracy at wereda level, a well-defined sample enumeration is more manageable, efficient and is expected to produce equal or better quality data than a complete enumeration and is able to provide results in a more timely fashion.

S.N.N.P. is a regional state with an estimated population of 13.686 millions in July 2003 and an area of 112,343.19 sq. kms. For administrative purposes, the Region is divided into 12 zones, 7 special weredas and 95 weredas. Agriculture is the dominant sector in the region and biggest employer of the economically active population. The sector in the Region is further characterized by extremely small holdings, mostly private peasant holdings, dispersion of cropland holdings, traditional farming and low level of literacy among the holders.

The S.N.N.P. Region Agricultural Sample Enumeration has covered adequately representative and sufficiently large number of units (holdings) engaged in agriculture both in rural and urban areas to produce relatively reliable data at wereda level. For the purpose of this census, three farming categories have been identified: rural private holdings, urban private holdings and commercial farms. All the categories have been treated in the census on sample bases except the last one that was enumerated completely. These farming categories were enumerated at different times of the census year in order to capture the data as the events happened. The census data collection operation took about six months for Meher seasons and 2 months for Belg season to cover the rural private holdings, about 10 days to cover the urban private holdings and about one month to cover the commercial farms.

In order to improve the coverage, there has been extensive census publicity in the census operation exercise. This helped to sensitize and gain the cooperation of the respondents during data collection. In these efforts, adhoc census committees have been established and replicated to the lowest level of administration that is Farmers Associations and this helped

the smooth conduct of the census and raising public awareness to achieve the intended coverage.

## **2. CENSUS METHODOLOGY**

### **2.1 Scope and Coverage**

The 2001/02 (1994 E.C.) Ethiopian Agricultural Sample Enumeration (EASE) was designed to cover the rural and urban parts of all weredas in the country on a large-scale sample basis. This coverage encompasses 460 weredas in 58 administrative zones of the country excluding the pastoralist areas of the Afar and Somali Regional States. In these weredas the originally selected primary sampling units amounted to 11,292 rural and 4,378 urban Enumeration Areas (EA's). These EA's were selected at wereda level to be covered in the EASE, in order to provide data on agriculture at these administrative levels in the country.

At the time of the census, the S.N.N.P. Regional State consisted of twelve zones; seven special weredas: 95 weredas and 146 towns. The rural parts of the region have a total of 10,489 EA's while the urban parts have a total of 848 EA's.

In the 12 zones and 7 special weredas of the region, 94 weredas were covered in the census. In these weredas, 2,304 rural EA's and 646 urban EA's, were sampled but EA's that were covered in the census and found to be acceptable for tabulation amounted to 2,278 in the rural areas and 645 EA's. in the urban areas. The remaining 27 EA's were not covered in the census due to various reasons. With respect to ultimate sampling units (agricultural households), it was planned to cover 69,180 agricultural households in rural areas and 18,978 in urban areas but about 68,175 rural and 18,930 urban agricultural households were actually covered. Based on the results of the census, for the rural parts of the region, the coverage rate of sampled EA's was 98.9 percent and the response rate of sampled agricultural households was 98.5 percent. The coverage rate was 99.8 percent and the response rate was 99.7 percent in the urban domain. The coverage of sampled EA's and agricultural households by wereda are given in Appendix II.

TABLE II:1 AREA COVERAGE OF THE 2001/02 (1994 E.C.) AGRICULTURAL  
SAMPLE ENUMERATION IN S.N.N.P. REGION

ZONE	S.N.N.P. REGION				EAs COVERED	
	TOTAL		COVERED			
	WEREDA	TOWN	WEREDA	TOWN	RURAL	URBAN
Guraghe	14	22	14	22	347	84
Hadiya	4	16	4	16	100	50
K.A.T.*	5	10	5	10	121	44
Sidama	9	13	9	13	224	99
Gedeo	4	7	4	7	100	50
Wolayita	7	10	7	10	175	72
South Omo	6	10	5	10	113	30
Shaka	3	3	3	3	71	20
Kaffa	10	15	10	15	250	42
Gamo Gofa	13	16	13	16	323	82
Bench-Maji	8	10	7	9	156	28
Dawuro	5	5	5	5	124	11
Yem Sp. W.	1	1	1	1	25	1
Amaro Sp. W.	1	1	1	1	25	4
Burji Sp. W.	1	1	1	1	25	4
Konso Sp. W.	1	2	1	2	25	6
Derashe Sp. W.	1	1	1	1	25	10
Basketo Sp. W.	1	1	1	1	24	4
Konta Sp. W.	1	2	1	2	25	4
Total	95	146	93	145	2278	645

\* Kenbata Alaba Timbaro Zone

## **2.2 Sampling Frame**

The list of enumeration areas for each wereda was compiled from the 1994 Ethiopian Population and Housing Census cartographic work for the S.N.N.P. Region and was used as a frame for the selection of the Primary Sampling Units (PSU). The 1994 Population and Housing Census enumeration area maps of the region for the selected sample EA's were updated, and the EA boundaries and descriptions were further clarified to reflect the current physical situation. The sampling frame used for the selection of ultimate sampling units (agricultural households) was a fresh list of households, which was prepared by the enumerator assigned in the sampled EA's using a prescribed listing instruction at the beginning of the launching of the census enumeration.

## **2.3 Sample Design**

In order to meet the objectives and requirements of the EASE, a stratified two-stage cluster sample design was used for the selection of ultimate sampling units. Thus, in the region, each wereda was treated as stratum for which major findings of the sample census are reported. The primary sampling units are the enumeration areas and the agricultural households are the secondary (ultimate) sampling units. Finally, after the selection of the sample agricultural households, the various census forms were administered to all agricultural holders within the sampled agricultural households.

For the private peasant holdings in the rural areas a fixed number (25) of sample EA's in each wereda and 30 agricultural households in each EA were randomly selected (determined). In urban areas, weredas with urban EA's of less than or equal to 25, all the EA's were covered. However, for weredas with greater than 25 urban EA's, a sample size of 25 EA's were selected. In each sampled urban EA, 30 agricultural households were randomly selected for the census. The sample size determination in each wereda and thereby in each EA was based upon the required precision level of the major estimates and the cost consideration. The pilot survey and the previous year annual agricultural sample survey results were used to determine the required sample sizes per wereda.

## **2.4 Sample Selection of Primary Sampling Units**

Within each wereda (stratum) in the region, the selection of EAs was carried out using probability proportional to size. In this case, size being total number of agricultural households in each EA obtained from the listing exercise undertaken in the 1994 Ethiopian Population and Housing Census of the region.

## **2.5 Listing of Households and Selection of Agricultural Households**

In each sampled enumeration area of the region, a complete and fresh listing of households was carried out by canvassing the households in the EA. After a complete listing of the households and screening of the agricultural households during the listing operation in the selected EA, the agricultural households were serially numbered. From this list, a total of 30 agricultural households were selected systematically using a random start from the pre-assigned column table of random numbers. The sampling interval for each EA was determined by dividing the total number of agricultural households by 30. For crop cutting exercise purposes (rural domain) a total of 20 agricultural households were randomly selected from the 30 sampled agricultural households. The systematic random sampling technique was employed in this case, because its application is simple and flexible, and it can easily yield a proportionate sample.

In the urban parts of the region, 645 EA's in the 145 towns were covered. Then, the listing of households in each E.A. was carried-out. In the listing exercise households that are considered agricultural households were identified. Then, the agricultural households listed in the E.A. amounted upto 30, all such households were covered in the enumeration. However, if such households exceeded 30, then 30 households were systematically selected among the listed and identified agricultural households in the E.A. and were covered in the enumeration.

Estimation procedure of parameters of interest like total, yield and ratio and their sampling errors is presented in Appendix I. Standard errors and coefficient of variations of estimates for selected variables are given as an annex at the end of the relevant chapter.

### **3. CENSUS OPERATIONS**

#### **3.1 Organization of Field Work**

The magnitude of the census operation was a challenge to the Central Statistical Authority (CSA) to organize and mobilize human, material and financial resources. But the CSA's capacity was enhanced to cope with these limitations, especially the logistics involved in the operation by the issuance of the Agricultural Census Act and establishment of adhoc structures.

Since the census operation was too large to direct and control effectively from the Head Quarters, field organization was used as a link between the sources of data and the central office. Field organization comprised the branch statistical office in the region constituting four offices i.e. one each in Awasa, Arba Minch, Hosana and Mizan Teferi and additional three temporary Branch Census Offices i.e. one each in Negele, Dila and Sodo. These seven offices were augmented with supervisors, enumerators, other support staff, logistics and the temporary structures. The temporary structures included the establishment of census committees at the regional, zonal, wereda and establishment of this committee went down to the lowest administrative hierarchies, i.e. to the peasant association levels in order to enlist support and cooperation from the local people. In addition to the committees, commendable cooperation and assistance were also extended by other governmental and non-governmental organizations in the region at different stages of the census.

The field organization was required for the data collection operations and for the strict control and supervision of the fieldwork. The enumerators were the responsible field staff for data collection. They were full time enumerators hired on a contract basis. Most of them were recruited from localities in which they were assigned to undertake the data collection activities. At country level, for census undertaking in the rural parts of the region, a total of 12,398 enumerators were recruited, trained and hired for the census data collection

and 1,199 of whom were held as reserve. Moreover, for undertaking the census in the urban parts of the country, a total of 4,378 enumerators were selected from those who were hired for the rural parts of the country. Of this total, the S.N.N.P. Region had a share of 2,523 enumerators, where 232 of them were held as reserves. For undertaking the census in the urban parts of the region 646 enumerators were selected out of those who were assigned in the rural EA's. The enumerators had an educational background of grade 12 and above. During the data collection operation, the enumerators lived in their places of assignment i.e. the sample EA. During the census, each enumerator was accompanied by a guide and an assistant who is familiar with the people and well informed about the agricultural practices in the area.

The CSA permanent supervisors in the region were responsible for recruitment, selection, and training of enumerators, and census supervisors. Moreover, they were responsible for supervision of data collection, remuneration, retrieving and dispatching the completed forms to their respective Branch Statistical Offices. They were also responsible for handling administrative and other technical problems. At country level, a total of 2,240 supervisors were involved in the census. The supervisor-enumerator ratio was 1:5 and supervision was carried out on regular basis. The supervision was coordinated and monitored by professional staff of the CSA. The logistics equipment of the census included programmable calculators, field compasses, measuring tapes and kitchen balances each numbering about 14,000. Moreover, it included 273 four wheel drive vehicles and numerous other instruments. Each enumerator was provided with all the necessary logistics equipment for the data collection. In S.N.N.P. Region, a total of 490 supervisors and 2,523 enumerators were involved and various field equipment were given to these field staff. The equipment used include, 46 field vehicles, 2,345 programmable calculators, 2,437 field compasses, 2,437 measuring tapes, 2,437 kitchen balances, ... etc.

### **3.2 Training**

The success of a census operation and data quality depend on the type of training given to the enumerators and supervisors. The training helps the enumerators and supervisors secure

a common understanding of the tasks to be performed and the standard procedures to be followed in census undertaking. Good data quality is assured when the training meets its objectives and the enumerators and supervisors show a sense of responsibility and enthusiasm in the exercise of the census operation.

In view of the above point, the CSA organized a two stage training programme, that is, training of trainers followed by training of the field staff. The first stage training was given at the CSA Head Quarters in Addis Ababa, to the trainers consisting of professional staff from the CSA Head Quarters and the CSA Branch Statistical Offices and other relevant federal, regional and zonal government organizations and senior CSA supervisors. The training that lasted for 30 days, included classroom sessions field practices and demonstrations. A total of 550 trainers took part in the training.

The first stage training was then followed by the second stage training, and it took place in 47 training centers located in different zones all over the country. The training activity for the S.N.N.P. Region were held in Awasa, Arba Minch, Hosana, Mizan Teferi, Negele, and Sodo, Towns. Extensive training was given to the field staff. The instructions in the training focused more on the procedures and techniques of data collection and the responsibility shouldered both by the enumerators and the supervisors. The instructions, details of techniques and procedures of enumeration were covered in the manual. The manual served as an instruction text and a reference guide. The rigorous theoretical training was emphasized by a series of field practice and demonstrations. After about 50 days of training and field practice, a rigorous examination prepared at the census headquarters, in Addis Ababa, was given to the enumerators and supervisors at each training center. Based on the examination results only those enumerators who passed the exam were hired and assigned to their enumeration areas.

### **3.3 Method of Enumeration**

In Ethiopia, where a significant number of the agricultural population live in remote and inaccessible areas, data collection is time consuming and cumbersome. The problem is further aggravated by the large number of peasant holding operators, their geographical

spread, high level of illiteracy among the operators and scattered land holdings. In such a situation where the agricultural statistics system has not been fully developed, besides the above problems, the appropriate enumeration method is house to house interviewing of holders and objective measurement of their holdings and crop yields.

Accordingly, most of the information on crop area and yield was elicited from the holders through interview and the remaining information was obtained by physically measuring the data items of interest. This was done by enumerators who identified the selected holders, interviewed them, measured all their crop fields using measuring tapes, field compasses, and scientific calculators. Moreover, they harvested and weighed the yields obtained using kitchen balances from plots of randomly selected crop fields.

As in many countries, a phased approach to the census was also used in Ethiopia in order to make the workload of manageable size and capture the data as the events unfolded. The first phase of the census was the collection of data on demographic and economic characteristics of the rural peasant households; the second one was the data collection on farm management practices of these rural peasant households using an interview method for both seasons. Data on crop area and yield of temporary and permanent crops was collected in the third phase of the census by visiting the farm operators and physically measuring the crop fields since the farmers are not familiar with standard units.

All crop fields of the randomly selected holders in each enumeration area were measured using the FAO recommended method. That is, first by identifying the boundaries of the fields, determining their shape which was mostly irregular and taking compass bearings of each side with respect to the north. This is followed by measuring the length of each side of the field and using a programmable calculator to arrive at both the area of the field and the closure error. The objective of arriving at the closure error is to find out how well the field was measured.

The responses to the interview and results of the measurement were recorded on a structured questionnaire. The interview method helped on the spot clarification of

objectives, concepts and form of information sought from the respondents during the interview.

Since crop production is a function of area and yield, yield measurement was done using the crop-cutting method. The method involved crop-cutting from small subplots of rectangular shape of different sizes randomly placed in the selected crop field for each crop type and subsequent threshing, drying and weighing and recording the weight of the harvest. The crop cutting was performed for a sub-sample of 20 out of the 30 households selected in each enumeration area. A 4x4 meter plot was randomly demarcated for cereals, pulses, and oil seeds and one square meter or 1 meter x 2 rows plot was designated for vegetables and root crops for the crop-cutting exercise.

The yields harvested from the plots were immediately weighed (green weight) and /or weighed again after two weeks of drying to conform to the normal holder harvesting and drying practices. The green and dry weights were recorded on the appropriate form.

Data collection activity on livestock, poultry and beehives in the rural areas; all agricultural data in urban areas; commercial farms, and farm implements including miscellaneous items were the fourth, the fifth, the sixth and the seventh phases of the census, respectively, where subjective approach was applied for all these phases. However, the Belg season area, production and farm management practices data, which was the eighth phase of the census, involved both objective and subjective methods, i.e., fields under temporary crops were objectively measured while the production and farm management practices data were collected by interviewing the sample agricultural holders.

### **3.4 Census Forms And Field Equipment**

#### **3.4.1 Census Forms**

Forms and equipment are instrumental in gathering information from various sources. The census forms are the vehicle and basic document for collecting the desired data. These include general-purpose forms covering farm management practices, demographic and economic characteristics, area, production of both temporary and permanent crops;

livestock, poultry and beehives, ...etc. These forms are formulated for recording data generated through interview as well as objective measurements.

Although the planning, organization and execution of the census were the responsibilities that rested within the CSA, development of the census forms was a tedious task that involved the formation of a working group composed of members of government and non-government organizations who are major users of agricultural data. Members of the working group were given the opportunity to identify their data requirements, define the needs of others and determine the specific questions that the forms should contain. The working group included the staff of the organizations that are involved in agricultural planning, collection of agricultural statistics and the use of data within the agricultural sector.

The working group designed different forms for the various data items on crop area, production, and other variables of interest to meet the needs of current data users and also considered the future expectations. Attempt was made to make the content of the forms of acceptable length by distributing the variables to be collected in the different census forms. As can be observed in the census questionnaires presented in Appendix III, the rural census questionnaires/forms include:-

- ◆ The listing forms 94/0 and 94/1 that are used to record all households in the enumeration area, identify the agricultural households and select the units to be covered by the census.
- ◆ Form 94/2 is developed to list all the members of the sampled agricultural households and record the demographic and economic characteristics of each of the members.
- ◆ Forms 94/3A, 94/3B, 94/3C and 94/3D \*<sup>1</sup> are prepared to enumerate crop data through interview and objective measurement.

---

\* Form 94/4 was the questionnaire used for collecting data on crop production forecast for 2001/02 and the data collected using this form was published in December 2001

- ◆ Form 94/5 is designed to record crop area data via the physical or objective measurement of crop fields.
- ◆ Form 94/6 is used to list all the fields under crop and select a crop field for each type of crop randomly for crop cutting exercise.
- ◆ Forms 94/7A, 94/7B, and 94/7C are developed for recording yield data on cereals, oil seeds, pulses, vegetables root crops and permanent crops by weighing their yields obtained from sub-plots and/or trees selected for crop-cuttings.
- ◆ Form 94/8 is prepared to enumerate livestock, poultry and beehives data by type, age, sex and purpose including products through interview (subjective approach).
- ◆ Forms 94/9, 94/10 and 94/11 are used to collect data on crop and livestock product usage; miscellaneous items and farm tools, implements, draught animals and storage facilities, in that order, by interviewing the sample holders.
- ◆ The last but not least forms are the Belg season questionnaires identified as :- 94/12A and 94/12B that are used to record data on farm management practices of the season subjectively, while 94/12C is for recording Belg season crop area through objective measurement and volume of production through interview approach.

On the other hand, the census questionnaires/forms used in the urban areas include:-

- ◆ Form U-94/1 which used to record all households in the EA, identify the agricultural households and select the units to be covered by the census.
- ◆ Form U-94/2 is developed to list all the members of the sampled agricultural household and record the demographic and economic characteristics of each of the members.
- ◆ Form U-94/3 is prepared to enumerate crop data through interview method.

- ◆ Form U-94/4 is prepared to enumerate livestock, poultry and beehives data by type, sex, age and purpose including products through interview (subjective approach).
- ◆ Form U-94/5 is used to collect data on crop and livestock usage.

The clarity of the forms was reinforced by the enumerators' as well as the supervisors' instruction manuals that dealt with an extensive elaboration on data collection with regard to the variables in the various forms.

### **3.4.2 Field Equipment**

A census of agriculture involves the coverage of a large number of variables. Moreover, most of the data (variables) needed are of quantitative nature. But, as in most developing countries where illiteracy is high, in Ethiopia and thereby in the region, holders neither keep the records of the size of their holdings' and amount of their crop production, nor do they know standard units to measure the size of land they operate and volume of crop they produce. Under such circumstances, collecting data only through an interview has many limitations and it is not easy for an enumerator to obtain relatively accurate information on the volume of production and area under crops.

In order to overcome these shortcomings in the census, quantitative data on area under crop and yield of crops have been collected through objective measurements from designated plots of crop field. Fields under crops were measured by compass traversing. That is, by measuring the lengths of the sides of each crop field and taking compass bearings. Measuring tapes each 20-50 meters, compasses with a half degree precision, metal pegs and programmable calculators for computing the area were used. Besides the above equipment, balance scales and bags made of cloth were used for yield measurements and drying. Area and yield measurements were the most cumbersome and time consuming aspects of the census as the enumerators had to visit all the fragmented and scattered crop fields of the holders.

### **3.5 Quality Control in Data Collection**

The quality of official agricultural statistics should be relatively high in order to provide maximum benefit to users. The CSA, as a producer of statistics, has been concerned about the quality of the data right from the conception of the agricultural census. It has made every endeavor to maintain the data quality by lending more attention to those aspects of the census that affect the quality of the data.

Nearly all census activities starting from the designing of the questionnaires to data processing have significant impact on the quality of data. Efforts have been put into each activity of the census to assure data quality. Forms were designed sufficiently in advance of the commencement of the census enumeration in the field in order to have ample time for pre-testing, under-taking the pilot census and providing training to the enumerators. The forms were pre-tested in different parts of the country for about three times in addition to their application in the pilot census. Concepts and definitions used in the forms were expounded in the instruction manual. Attempts were made to formulate the questions with clarity and logical order. Questions about different subjects were written on different forms to avoid the mix of issues and restrict the length of the forms.

An enumerators' instruction manual was prepared and used as a training and reference guide to help the enumerators in understanding clearly all the details and procedures followed in the census and answer questions raised during the interviews. It contained questions on the forms with explanations, concepts, definitions, techniques of interviewing, duties and obligations of enumerators. A separate instruction manual was also prepared for supervisors in a similar fashion to all intents and purposes of supervision.

Training and supervision are also factors that affect data quality. The standard of training given to enumerators and supervisors is well reflected in the census results. With this in mind, the CSA offered a rigorous and thorough training to the enumerators and supervisors.

Ample time has been allotted to it to help the trainees grasp the theoretical and practical aspects of data collection. The training sessions were repeatedly supplemented by field practice and demonstrations to reinforce the trainees understanding of the course. A written examination was given to all the trainees to screen and assign the best ones for the census. The supervisors have had a separate training in supervision in which the responsibilities of supervisors, field supervision, checking and editing completed forms and preparations of progress reports were reiterated. The supervisors reviewed the enumerators' work, re-interviewed samples of holders and re-measured samples of fields as part of supervision to verify the enumerators' work.

Data quality is also contingent on the cooperation and willingness of the holders to provide the desired information. In order to seek the cooperation of the holders (respondents) promotional efforts have been made using the electronic and print media. Thus, regarding the census publicity, poems, dramas and other programs were presented on the country's TV, Radio and the Press. The CSA prepared, customized and distributed census materials such as brochures, fact sheets, posters, caps with census emblem, calendars and other items to relevant institutions and government officials. Moreover, with respect to the progress of the census operations, CSA gave a number of press releases to foster public support and cooperation. Branch offices and supervisors worked with local officials and adhoc committees to obtain written and verbal support of the census operations in their speeches and public appearances.

### **3.5.1 Concepts and Definitions**

Information on all items of agriculture is not useful until the items are distinctly defined and understood. The procedure of stating data items and related terms is a prerequisite for making standards and definitions for collection and compilation of agricultural data. The intent of using standard concepts and definitions is not only to provide quality data but also to ensure that the right items are enumerated and measured accurately to reflect the agricultural situation.

Standard concepts and definitions used in a census setup provide clear linkages between various tables of the census and previous surveys and maintain consistent enumeration and measurement of variables of interest. To this end, the CSA has put a lot of efforts into communicating concepts and definitions to the census field staff through training and instruction manuals. The concepts and definitions used in the census were made to conform to the FAO standard with a slight adaptation of a few of them to suit the agricultural situation in Ethiopia. The concepts and definitions used in the census included the following: -

**Enumeration Area (EA):** an enumeration area in the rural parts of the country is a locality that is in most of the cases less than and only in some cases equal to a farmers' association in geographical area and usually consists of 150-200 households.

**Household:** a household may be either:

- a) a one person household, that is a person who makes provisions for his own living without combining with any other person to form part of a multi-person household or
- b) a multi-person household, that is, a group of two or more persons who live together and make common provisions for food and other essentials of living. The persons in the group may pool their incomes and have a common budget to a greater or lesser extent. They may be related or unrelated persons, or a combination of both. These persons are taken as members of the household.

**Agriculture:** the growing of crops and/or raising of animals for own consumption and/or sale.

**Agricultural Household:** a household is considered an agricultural household when at least one member of the household is engaged in growing crops and/or raising livestock in private or in combination with others.

**Holding:** a holding is all the land and/or livestock kept, which is used wholly or partly for agricultural production and is operated as one legal entity by one person alone, or with others without regard to management, organization, size or location.

**Holder:** a holder is a person who exercises management control over the operation of the agricultural holding and makes the major decision regarding the utilization of the available resources. He/she has primary technical and economic responsibility for the holding. He/she may operate the holding directly as an owner or a manager. Under conditions of traditional agricultural holding the holder may be regarded as the person, who with or without the help of others, operates land and/or raises livestock in his/her own right, i.e. the person who decides on which, where, when, and how to grow crops or raise livestock or both and has the right to determine the utilization of the products.

**Parcel:** a parcel of holding is any piece of land entirely surrounded by land and/or water and/or road and/or forest, . . . etc which is not part of the holding. It may consist of one or more cadastral units, plots or fields adjacent to each other.

**Field:** a field is defined as any plot of land which is a parcel or part of a parcel under the same or mixed crops or any other form of private holding.

**Crop:** includes cereals, pulses, oilseeds, vegetables, root crops, fruits, coffee, enset, chat, hops, sugar cane, cotton, tobacco, . . . etc produced for food, making drinks, stimulation and making fabrics or clothings.

**Crop production:** the processes of growing and harvesting of the above crops for own consumption and/or sale.

**Temporary Crops/Annual:** Annual temporary crops are crops which are grown in less than a year's time, sometimes only a few months with an objective to sow or replant again for additional production following the current harvest. Continuously grown crops planted

in rotation are also considered as temporary crops since each is harvested and destroyed by ploughing in preparation for each successive crop.

**Permanent Crops:** Crops which are grown and occupy land for a long period of time, not requiring replanting for several years after each harvest, are considered as permanent crops. All fruit trees (i.e., oranges, mandarin, banana, ... etc.) and trees for beverages (i.e., coffee, tea, Gesho, ... etc.) are considered permanent crops but meadows and pastures are excluded.

**Meher (main) Season Crop:** any crop harvested between Meskerem (September) and Yekatit (February) is considered as Meher season crop.

**Belg Season Crop:** Any crop harvested during the months of March (Megabit) and August (Nehase) is considered to be Belg season crop.

**Fallow Land:** land which has been or intended to be kept at rest for at least one agricultural year and a maximum idleness of less than five years is considered fallow land.

**Grazing Land:** Land used for growing herbaceous forage crops, either through cultivation or naturally is considered to be grazing land.

**Wood Land:** All tracts of timber, natural or planted as part of the holding, which has a value as wood, timber, other wood products and/or used for protection. Forest land used for recreational purposes would not be included as Wood land.

**Other Land Uses:** Land occupied by the holders' houses and/or buildings, parking areas, gardens, barn, wells and ponds would be included as other land uses.

**Irrigated Area:** refers to the area of land purposely and actually provided with water, other than by rain, for improving the production of crops. The uncontrolled flooding of land by the over flow of rivers or streams is not categorized as irrigation practice although sometimes farmers use this incidence for production.

**Improved Seed:** is defined as crop variety which gives significantly higher yield, better quality and/or better benefit compared to traditional varieties of seeds, and usually produced by the Ethiopian Seed Enterprise (ESE) in Ethiopia.

**Fertilizer:** refers to anything added to the soil intended to increase the amount of plant nutrients available for crop growth. Usually, fertilizers are divided into two parts, natural and commercial. Examples of natural fertilizers are farmyard manure, wood ashes,... etc., while commercial fertilizers are DAP (Di- Ammonium Phosphate), UREA (Ammonium Nitrate), ... etc.

**Pesticides:** pesticides are chemicals useful for mitigation, control or elimination of pests which are troublesome or harmful to crops. Insecticides, herbicides and fungicides are all considered as pesticides.

**Draught Animal:** Refers to animals that are engaged in activities such as ploughing, threshing, ... etc

**Dairy Cow:** Refers to any type of cow used to give milk previously and/or provide milk currently or have never given milk before and pregnant now. Heifers are not included in this category.

**Milking Cow:** Refers to cows actually milked during the reference period, i.e. February 10, 2001 to February 9, 2002.

**Laying Hens:** Refers to all hens and pullets of all types which have laid eggs during the reference period, i.e., Feb 10, 2001 to Feb 9,2002.

**Extension Package Programs:** Are outreach programs operating in rural areas for private holdings aiming to transfer modern agricultural technologies to increase crop and livestock productivity.

## **4. DATA PROCESSING**

### **4.1 Editing, Coding and Verification**

In the 2001/2002 Ethiopian Agricultural Sample Enumeration (EASE), the filled-in forms that were retrieved from 47 Branch Statistical Offices were primarily received and systematically registered at the documentation unit of the CSA head quarters in Addis Ababa. Before launching the actual editing and coding activities, the Natural Resources and Agricultural Statistics Department staff gave adequate training to the 157 editors and coders. These editors and coders carried out the manual editing, coding and verification of the filled-in EASE questionnaires in two shifts.

At the outset, the editing and coding activities for the filled-in forms on area and agricultural practices took place, this was followed up by the editing and coding of the forms on the production of temporary crops (cereals, pulses, oil seeds, vegetables and root crops), livestock, farm implements, permanent crops, Belg and miscellaneous questionnaires region by region. For the filled-in forms on area and agricultural practices, verification was carried out on 100% basis for the first five weeks from the launching of the activity and then considering the quality performance of editor-coders the activity was dropped to 66% of the forms gradually. On the other hand, the verification activity has been carried out on 100% basis for the filled-in forms on production of the temporary and permanent crops, livestock, farm implements and all other completed forms.

For S.N.N.P. region, the editing, coding and verification of the filled-in forms in general took about 66.6 working days. That is, the editing, coding and verification of the filled-in forms for area, agricultural practice, the production of the temporary and permanent crops, and livestock took about 40.5 working days, while that of the filled-in forms on farm implements, demographic characteristics, Belg season and the urban forms took around 26.1 working days.

### **4.2 Data Entry, Cleaning and Tabulation**

About 144 data encoders were assigned to undertake the data entry activity of 2001/02 EASE and it has been carried out on two-shift basis. Before the starting of the data entry

operation data encoders were trained for about 5 days using computer programs developed by the Data Processing Department staff. The Programmers prepared the data entry programs using CENTRY, which is a data entry module of IMPS (Integrated Microcomputer Processing System).

The data entry exercise has been carried out using 76 personal computers (PC's). Like that of the manual editing and coding activity, the filled-in forms on area and agricultural practices were entered first and this was followed by entry of the filled-in forms on the production of temporary crops, livestock, farm implements, permanent crops, Belg and miscellaneous questionnaires region by region.

In order to ensure the quality of the data entry work, verification exercise was carried out. The entry of the filled-in forms on area and agricultural practices were verified on 100 % basis. Then the verification exercise was dropped to 66 % from the 6<sup>th</sup> week of the launching of the operation and was further reduced to 50% from the 10<sup>th</sup> week onwards by observing and assessing the magnitude of the percentage of errors. Later on verification process was carried out on 100% basis for the filled-in forms on the production of temporary and permanent crops, livestock, farm implements and all other completed forms. The verification activity was carried out through the process of re-entering the data.

For S.N.N.P. region, the whole data entry process of the filled-in forms on area, agricultural practice, the production of the temporary and permanent crops, and livestock took around 52.2 working days, while that of the filled-in forms on farm implements, demographic characteristics, Belg season and the urban forms took about 49.4 working days.

Data entered into the computer needs to be checked for completeness, consistency and validity. For this purpose computer edit programs were prepared by programmers using CONCOR, which is the editing module of IMPS. Using print-outs from these programs and referring to the filled-in census forms, corrections were made by nine trained manual data cleaning technicians. Moreover, nine other data-cleaning computer operators were involved in making the actual corrections of the data on the computer.

Additionally, an intermediate set of instructions or programs were made available and applied on the data to prepare information suitable for tabulation. These programs were prepared using CPro and IMPS softwares. Like IMPS Software, CPro is used as a tool for entering, editing and tabulating data. CSA used the CPro software for data editing and calculation of CVs.

Data made ready for tabulation through the process of cleaning and intermediate programs was finally used to generate the required tables. This was done using tabulation programs developed by the senior programmers of the Data Processing Department. The CENTS software, a tabulation component of IMPS, was used in producing the 2001/02 EASE results.

## **5. MEASURES OF PRECISION**

These are measures that indicate the variable error that may be expected in the estimates derived from the sample. The common measures are variances, standard errors and coefficients of variation (CV). Out of these measures, the results of standard errors and coefficients of variation of estimates for selected variables are presented as an annex at the end of each chapter.

For comparing the variability of different crop estimates or of the same crop estimates in different reporting domains, the coefficient of variation (the standard deviation expressed as a percentage of the estimate), should be used since it is a unit-less measure.

In general, estimates with CV less than 30% are considered as reliable estimates (assuming no bias). Estimates between the ranges of 30% to 50% CV's are considered less reliable and users are advised to use them cautiously. This is due to the fact that the higher the CV the more unreliable the estimate will be. Estimates with CV greater than 50% are not shown or were suppressed, and instead they are marked with asterisk (\*), because these estimates (with CV > 50%) are not reliable to be used for any demand.

## CHAPTER V

### AREA AND PRODUCTION OF CROPS AND CROP UTILIZATION

#### 1 INTRODUCTION

Ethiopian farming largely produces only enough food for the peasant holder and his family for consumption, leaving little to sell. This inadequate volume of production is ascribed to the tardy progress in the farming methods and scattered pieces of land holdings. Under this traditional sector, agriculture is practiced on public land and most of the produce is mainly for own consumption. The diverse climate of the country and the multiple utilizations of crops have prompted the vast majority of agricultural holders to grow various temporary and permanent crops. Despite the variation in the volume of production, the relative importance and pattern of growth of these crops are largely similar across many of the regions. This similarity is well observed and demonstrated in the statistical tables presented in this report. In some regions there seems to be a shift in choice of crops grown. Teff, barley and wheat do not figure prominently. Instead, maize, sorghum, Godere & Sweet Potatoes are grown in greater volume.

There is a general agreement that the performance of an agricultural system should achieve a steady supply of food to the people of a country. But, unless special attention is focused on agriculture its performance can be impeded by vagaries of nature, population growth and scarcity and fragmentation of land, thus, affecting food supply and posing a challenge to the federal and regional governments. This situation calls for an overhaul of the agricultural system in the country or the regions.

In order to have a flourishing agriculture, which sustains reliable food supply, the federal and regional governments have to formulate and implement farm programs that ensure food security. The preparation, execution, monitoring and assessment of these programs entail statistics on agriculture particularly crop production since it is the prime target that national or regional agricultural policies aim at.

The collection of data on crop production should encompass all crop seasons in the agricultural calendar and farming activities in both rural and urban areas. It should also include the wide range of crops that are grown and embodied in the food security system, which are indispensable for a sustained provision of staple diet and other cash crops like coffee and Chat.

In view of this, crop production data for private peasant holdings for both Meher and Belg seasons in both rural and urban areas were collected in the census to provide the basis for decision making in the process of implementing timely food security measures and to make policy makers aware of the food situation in the country.

Thus, in this chapter the census data on production of temporary crops/annual crops such as cereals, pulses, oilseeds, vegetables and root crops are presented in Section 2. Also production of permanent crops that included fruit crops, stimulant crops and other permanent crops are dealt with in Section 3. Moreover, the utilization of temporary crops as well as permanent crops for various purposes such as household consumption, seed, sale, paying wages in kind ...etc are indicated in Section 4.

Part II comprises of over a thousand pages. As a result, it is neither simple nor comfortable to the reader to present it as one document. Accordingly, the content of Part II is grouped to Part II.A and Part II.B. Thus, Part II.A

constitutes the introductory section (i.e. Section 1) and Section 2 of Chapter V. On the other hand, Part II.B also constitutes the introductory section, and Sections 3 and 4 of Chapter V.

Furthermore, the census data should also be presented for all the weredas in the region. However, the census data at wereda level are presented at the end the relevant Part, i.e. Part II.A and Part II.B. Moreover, Standard Errors and Coefficients of Variation for selected variables are provided as an annex in Part II.B. Also, Appendixes I to III are provided at the end of Part II. B.

## **2. PRODUCTION OF TEMPORARY CROPS / ANNUAL CROPS**

The types of temporary crops on which data were collected during the census are those that food security embraces: that is, the crops that are the staple diets in the country. In the statistical tables, these crops have been categorized into five groups for simplicity of description and comparison purposes. The groups are cereals, pulses, oilseeds, vegetables and root crops. The crops within each group have some similarity, which made the categorization necessary.

### **2.1 Cereals**

These are crops that are produced in greater volume compared to the other crops because these are the principal staple crops every year and export commodities at times of bumper harvest in the country. Between the months of September 2001 and August 2002 it was learned that 242,794 quintals of cereals worth 106,028,521 Birr was exported from Ethiopia to various countries (CSA, External trade statistics). Cereals are grown in almost all

regions of Ethiopia with notable variation in the extent of areas planted and the volume of production obtained. This variation is seemingly caused by a shift in choice of crops by the holders and difference in weather conditions. The data in Summary Tables V-1 and V-2 reinforce this thought further by giving a highlight on the size of area planted to maize and volume of production of this crop harvested in S.N.N.P. Region when compared to teff, barley and wheat produced in the region.

Summary Tables V-1 and V-2 show that 83.11% of the regional grain crop area was devoted to cereals and 87.05% of the grain production was that of cereals. Out of all areas under grain in the region maize, teff and sorghum took up 37.29%, 15.47% and 11.38%, maize and wheat yield was 47.06% and 12.88% of the regional grain production, respectively. The area planted to grains and the production acquired in Belg season were 26.98% and 22.56% of the total grain crop area and grain production of the region, respectively. Of the regional area under cereals, 26.30% was cropped in Belg season and 21.48% of the cereal production was achieved in the same season.

As the census result depicts, agricultural households in urban areas of the region contributed 1.29% and 0.9% of the regional grain crop area and grain production, respectively. Out of the total area under cereals and production of this grain, 1.45% and 0.99% were added by urban agricultural households, respectively. The pattern of the principal crops production is similar for urban holders.

Summary Tables V-3 and V-4 indicate that 87.15% of the zonal grain crop area was under cereals and 89.59% of the production was made up of the same crops in Gurage Zone. Maize, teff and wheat which accounted for

31.76%, 20.80% and 12.16% of the area under grains, were the major crops in the zone respectively. The zonal grain production was composed of 43.35% maize, 14.79% barley and 13.24% wheat.

Summary Tables V-5 and V-6 show that 84.06% of the grain crop area was under cereals and 88.82% of the grain production was drawn from these crops in Hadiya Zone. Wheat, maize and teff were the major cereal crops in the zone accounting for 28.85%, 25.49% and 18.1% of the zonal area under grain crops and 38.28%, 29.32% and 12.82% of the zonal grain production, respectively.

Summary Tables V-7 and V-8 point out that 86.14% of the grain crop area in Kembata Alaba Tembaro Zone was under cereals and 93.75% of the zonal grain production was that of cereals. Maize and wheat were the major cereal crops in terms of area planted and production attained accounting for 39.52% and 18.22% of the area under grain crops and 56.12%, and 20.97% of the grain production in the zone in that order.

Summary Tables V-9 and V-10 show that 80.12% of the zonal grain crop area was devoted to cereals and 84.45% of the grain production was that of cereals in the Sidama Zone. Out of all area under grains, maize and barley took up 55.59% and 11.75%, yielding 64.42% and 9.09% of the zonal grain production, respectively.

Summary Tables V-11 and V-12 indicate that 81.34% of the zonal grain crop area was under cereals and 85.47% of the production was made up of the same crops in Gedeo Zone. Maize and barley which accounted for 40.74% and 29.76% of the area under grains were the major crops in the zone,

respectively. The zonal grain production was composed of 57.78% maize and 19.72% barley.

Summary Tables V-13 and V-14 show that 73.24% of the grain crop area was under cereals and 75.80% of the grain production was drawn from these crops in Wolaita Zone. Maize and teff were the major cereal crops in the zone accounting for 45.22% and 17.25% of the zonal area under grain crops and 55.52% and 10.61% of the zonal grain production, respectively.

Summary Tables V-15 and V-16 point out that 88.23% of the grain crop area and 90.66% of the production in South Omo Zone was that of cereals. Maize and sorghum were the major cereal crops in terms of area planted and production attained accounting for 39.12% and 36.04% of the area under grain crops and 45.92% and 32.45% of the grain production in the zone in that order.

Summary Tables V-17 and V-18 show that 84.68% of the zonal grain crop area was devoted to cereals and 92.15% of the grain production was that of cereals, in Shaka Zone. Out of all area under grain, maize and sorghum took up 46.07% and 28.69%, yielding 37.61% and 47.31% of the zonal grain production, respectively.

Summary Tables V-19 and V-20 indicate that 77.36% of the zonal grain crop area was under cereals and 82.25% of the production was made up of the same crops in Kaffa Zone. Maize which accounted for 40.32% of the area and 47.86% of the production under grains was the major crop in the zone.

Summary Tables V-21 and V-22 show that 86.01% of the grain crop area was under cereals and 87.1% of the grain production was drawn from these crops in Gamo- Gofa Zone. Maize, teff and barley were the major cereal

crops in the zone accounting for 38.05%, 17.43% and 14.53% of the zonal area under grain crops and 41.23%, 11.92% and 17.02% of the zonal grain production, respectively.

Summary Tables V-23 and V-24 point out that 87.32% of the grain crop area in Bench Maji Zone was under cereals and 94.76% of the zonal grain production was that of cereals. Maize was the major cereal crop in terms of area planted and production attained accounting for 68.97% of the area under grain crops and 84.26% of the grain production in the zone.

Summary Tables V-25 and V-26 show that 80.47% of the grain crop area was devoted to cereals and 84.05% of the grain production was that of cereals in Yem Special Wereda. Out of all area under grain teff, wheat, maize and barley took up 26.97%, 22.85%, 13.62% and 12.49% yielding 25.07%, 24.45%, 19.66% and 9.8% of the Yem Special Wereda grain production, respectively.

Summary Tables V-27 and V-28 indicate that 83.64% of the grain crop area was under cereals and 74.88% of the production was made up of the same crops in Amaro Special Wereda. Teff, maize and barley which accounted for 37.34%, 21.02% and 15.75% of the area under grains, were the major crops in the special wereda, respectively. The Amaro Special Wereda grain production was composed 30.34% teff 18.58% maize and 14.83% barley.

Summary Tables V-29 and V-30 show that 81.31% of the grain crop area was under cereals and 86.15% of the grain production was drawn from these crops in Burji Special Wereda. Teff, maize and wheat were the major cereal crops in the zone accounting for 41.09%, 17.36% and 10.79% of the special wereda area under grain crops and 34.87%, 35.08% and 7.03% of the Burji Special Wereda grain production, respectively.

Summary Tables V-31 and V-32 show that 86.94% of the grain crop area in Konso Special Wereda was under cereals and 81.42% of the special wereda production was that of cereals sorghum, maize and teff were the major cereal crops accounted for 45.39%, 26.21% and 12.34% of the area under grain crops and 40.14%, 21.01% and 14.77% of the grain production in the wereda in that order.

Summary Tables V-33 and V-34 show that 89.33% of the Special wereda grain crop area was devoted to cereals and 87.06% of the grain production was that of cereals in Derashe Special Wereda. Out of all area under grain, sorghum, maize and teff took up 43.66%, 28.02% and 15.01%, yielding 53.5%, 20.91% and 8.91% of the wereda grain production, respectively.

Summary Tables V-35 and V-36 indicate that 74.29% of the special wereda grain crop area was under cereals and 75.16% of the production was made up of the same crops in Dawro Zone. Teff, maize and sorghum which accounted for 28.08%, 24.71% and 14.06% of the area under grains, were the major crops in the zone respectively. The zonal grain production was composed of 20.16% teff, 30.31% maize and 17.44% sorghum.

Summary Tables V-37 and V-38 show that 89.49% of the grain crop area was under cereals and 94.67% of the grain production was drawn from these crops in Basketo Special Wereda. Maize and sorghum were the major cereal crops in the special wereda accounting for 43.99% and 14.07% of the zonal area under grain crops and 40.55% and 19.53% of the wereda grain production, respectively.

Summary Tables V-39 and V-40 point out that 79.52% of the grain crop area in Konta Special Wereda was under cereals and 79.81% of the zonal grain

production was that of cereals. Maize, teff and sorghum were the major cereal crops in terms of area planted and production attained accounting for 36.28%, 21.18% and 10.92% of the area under grain crops and 47.51%, 15.79% and 11.26% of the grain production in the wereda in that order.

## **2.2 Pulses**

These crops are essential part of the dietary requirements for most Ethiopians. These crops also form a significant commodity group of export, earning a considerable amount of foreign exchange for the country and cash for peasant farmers. In 2001/02 (1994 E.C.) between the months of September and August, 1,229,336 quintals of pulses valued at 351,997,759 Birr was exported from Ethiopia to various countries. (CSA, external trade statistics). These are some of the grounds for growing various pulses in all regions of the country with varying quantities. There is no doubt that economic benefits can accrue to the country from the production and export of more pulses if the agricultural in Ethiopia is given due attention in this regard.

A view of Summary Tables V-1 and V-2 enables to detect that 16.49% of the regional grain crop area was under pulses and 12.80% of the grain production consisted of these crops. Of the regional total area under grain crops, 7.6%, 5.06% and 3.1% were planted to haricot beans, horse beans and field peas, in that order. The production obtained from haricot beans, horse beans and field peas was 5.51%, 4.72% and 2.13% of the regional total grain production, respectively.

In Gurage Zone, 11.99% of the grain crop area and 10.23% of the grain production were that of pulses. In this zone horse beans, field peas and chickpeas were the major pulses, which took up 4.9%, 2.63% and 2.02% of the area under grain crops, in that order. The principal crops in terms of volume of production were horse beans,, field peas and haricot beans that

formed 5.43%, 2.01% and 1.33% of the zonal production of grains, in that order. (See Summary Tables V-3 and V-4 ).

In Hadiya Zone, 15.53% of the grain crop area was under pulses and 11.08% of the zonal grain production was drawn from these crops. The major pulses in terms of area in the zone were haricot beans and horse/faba beans which shared 7.09% and 5.9% of the area under grain crops in the zone, in that order. The zonal production of grains is composed of 5.25% horsebeans and 4.09%, haricot beans. (See Summary Tables V-5 and V-6 ).

In Kembata Alaba Tembaro Zone 13.67% of the grain crop area and 6.21% of the grain production were that of pulses. The principal pulses in terms of both area and production were haricot beans and horse beans which contributed 8.71% and 3.85% of the area under grain crops in the zone in the same order. The zonal production is composed of 2.96% horse beans and 2.81% of haricot beans in that order. (See Summary Tables V-7 and V-8 ).

A view of Summary Tables V-9 and V-10 enables to detect that 19.71% of the zonal grain crop area was under pulses and 15.53% of the grain production consisted of these crops in Sidama Zone. Of the zonal total area under grain crops 14.59% 3.07% and 2.02% were planted to haricot beans, horse/faba beans and field peas, in that order. The production obtained from haricot beans, horse/faba beans and field peas was 11.45%, 2.69% and 1.38% of the zonal total grain production, respectively.

In Gedeo Zone, 18.27% of the grain crop area and 14.48% of the grain production were that of pulses. In this zone horse beans, field peas and haricot beans were the major pulses, which took up 9.36%, 7.37 and 1.52% of the area under grain crops, in that order. Thus, the principal crops in terms of volume of production were horse beans and field peas that formed

6.94% and 4.72% of the zonal production of grains in that order. (See Summary Tables V-11 and V-12 ).

In Wolaita Zone 26.69% of the grain crop area was under pulses and 24.16% of the zonal grain production was drawn from these crops. The major pulse in terms of area and production in the zone was haricot beans which shared 21.92% of the area and 20.72% of the production under grain crops in the zone. (See Summary Tables V-13 and V-14 ).

The data in Summary tables V-15 and V-16 show that 11.13% of the zonal grain crop area was under pulses and 8.98% of the zonal grain production was drawn from these crops . In South Omo Zone, the major pulse among the pulse group was horse/ beans which shared 2.92% of the grain crop area and haricot beans was the principal crop which shared 4.36% of the zonal pulse production.

A view of Summary Tables V-17 and V-18 enables to detect that 14.50% of the zonal grain crop area was under pulses and 6.10% of the grain production consisted of the same crops in Shaka Zone. Of the zonal area under grain crops, 7.67%, 4.95% and 2.53% were planted to field peas, horse beans and haricot beans, in that order. The production obtained from field peas, horse beans and haricot beans was 3.7%, 2.72% and 1.36% of the regional grain total, respectively.

In Kaffa Zone, 22.56% of the grain crop area and 17.73% of the grain production were that of pulses. In this zone horse beans, field peas and haricot beans were the major pulses, which took up 11.77%, 6.93% and 3.84% of the area under grain crops and 10.4%, 5.02% and 2.31% of the zonal production of grains, in that order. (See Summary Tables V-19 and V-20 ).

In Gamo Gofa Zone, 13.21% of the grain crop area was under pulses and 12.29% of the zonal grain production was drawn from these crops. The major pulses in terms of area in the zone were haricot beans, horse beans and field peas, which shared 6.33%, 3.33% and 2.94% of the area under grain crops in the zone, in that order. The zonal production of grains is composed of 5.05% haricot beans, 4.02% horse beans and 2.73% field peas. (See Summary Tables V-21 and V-22 ).

In Bench Maji Zone 12.27% of the grain crop area and 5.19% of the grain production were that of pulses. The principal pulse in terms of both area and production was haricot beans, which is 8.05% of the area and 3.39% of the production of grains in the zone. (See Summary Tables V-23 and V-24 ).

A view of Summary Tables V-25 and V-26 enables to detect that 18.06% of the special wereda grain crop area was under pulses and 15.61% of the grain production consisted of these crops in Yem Special Wereda . In this special wereda of the total area under grain crops, 10.17% and 6.42% were planted to horse beans and field peas. Thus the production obtained from horse beans and field peas was 10.43% and 4.86% of the special wereda grain total, respectively.

In Amaro Special Wereda 16.33% of the grain crop area and 25.12% of the grain production were that of pulses. In this special wereda haricot beans, field peas and horse beans, were the major pulses, which took up 6.38%, 5.68% and 3.48% of the area under grain crops, in that order. (See Summary Tables V-27 and V-28 ).

In Burji Special Wereda, 18.62% of the grain crop area was under pulses and 13.83% of the special wereda grain production was drawn from these crops. The major pulses in terms of area in the zone were haricot beans which

shared 14.22% of the area and 10.54% of the production under grain crops in the special wereda. (See Summary Tables V-29 and V-30 )

In Konso Special Wereda 13.01% of the grain crop area and 18.58% of the grain production were that of pulses. The principal pulse in terms of both area and production was haricot beans, which is 11.46% of the area and 16.88% of the production of grains in the special wereda. (See Summary Tables V-31 and V-32 ).

A view of Summary Tables V-33 and V-34 enables to detect that 10.65% of the Derashe Special Wereda grain crop area was under pulses. Of the special wereda area under grain crops 8.38% were planted to haricot beans. The production obtained from haricot beans, was 11.69% of the total grain production of the special wereda.

In Dawro Zone 25.21% of the grain crop area and 24.55% of the grain production were that of pulses. In this zone horse beans, field peas and haricot beans were the major pulses, which took up 11.98%, 6.88% and 5.69% of the area and 13.37%, 6.07% and 4.81% of the production under grain crops in that order.(See Summary Tables V-35 and V-36 ) .

In Basketo Special Wereda 10.24% of the grain crop area was under pulses and 5.19% of the special wereda grain production was drawn from these crops. The major pulses in terms of area in the zone were haricot beans, and field peas, which shared 6.66% and 3.04% of the area under grain crops in the special wereda in that order. The special wereda production of grains is composed of 3.05% haricot beans, and 1.97% field peas. (See Summary Tables V-37 and V-38 ).

In Konta Special Wereda 20.41% of the grain crop area and 20.18% of the grain production were that of pulses. The principal pulses in terms of both area and production was horse beans, which is 10.68% of the area and 12.13% of the production of grains in the special wereda.(See Summary Tables V-39 and V-40 ).

### **2.3 Oilseeds**

These crops are also of paramount importance as a source of cooking oil used to provide the fat required in the food consumed by the residents in the region. Moreover, oil crops have become a major commodity of export earning a great deal of foreign exchange. Between September 2001 and August 2002, Ethiopia exported 953,088 quintals of oilseeds valued at 351,952,634 Birr signaling that an increase in the production and export of these crops will definitely generate more income to the peasants. (CSA, External Trade Statistics).

Summary Tables V-1 and V-2 indicate that only 0.4% of the regional grain crop area was under oilseeds and 0.15% of the regional grain production was that of the oil seeds. As regards to the contribution of oilseeds, in the region, when compared to cereals and pulses it is almost negligible.

As shown in Tables V-3 and V-4, in Gurage Zone only 0.86% of the zonal grain crop area and 0.18% of the volume of grain production were that of oilseeds. Out of the zonal area under grain crops, neug took up 0.64%. The same crop made up 0.11% of the zonal grain production.

In Hadiya Zone only 0.41% of the zonal grain crop area was under oilseeds and 0.09% of the total volume of grain production in the zone was drawn from the same crops.(for details refer to Summary Tables V-5 and V-6).

In similar manner in Kembata Alaba Tembaro Zone, only 0.19% of the zonal grain crop area was under oilseeds and these crops added 0.04% of the total grain production in the zone. (See Summary Tables V-7 and V-8 ).

As shown in Tables V-11 and V-12 in Gedeo Zone, 0.39% of the zonal grain crop area and 0.05% of the volume of grain production were that of oilseeds. Out of the zonal area under grain crops, rapeseed took up 0.33% and the same crop made up 0.04% of the zonal grain production.

In Wolaita Zone, 0.08% of the zonal grain crop area was under oilseeds and 0.04% of the total volume of grain production in the zone was drawn from the same crops. Of all the zonal area under grain crops, 0.05% was that of linseed. (See Summary Tables V-13 and V-14 ).

In similar manner in South Omo Zone, 0.64% of the zonal grain crop area was under oilseeds and the same crops added 0.36% of the total grain production in the zone. Sunflower accounted for 0.45% of the zonal grain crop area and 0.31% of the grain production in the zone. (See Summary Tables V-15 and V-16 ).

As shown in Tables V-19 and V-20 in Kaffa Zone, only 0.08% of the zonal grain crop area and 0.02% of the volume of grain production were that of oilseeds. Out of the zonal area under grain crops, linseed took up 0.04% of the zonal oilseeds area and 0.01% of the zonal grain production.

In Gamogofa Zone, only 0.78% of the zonal grain crop area was under oilseeds. (See Summary Tables V-21 and V-22 ).

In Bench Maji Zone, only 0.17% of the zonal grain crop area was under oilseeds and the same crops added 0.05% of the total grain production in the zone. (See Summary Tables V-23 and V-24 ).

Summary Tables V-25 and V-26 indicate that only 1.46% of the Yem Special Wereda grain crop area was under oilseeds and 0.33% of the grain production was that of the oil seeds. Of the total area under grain crops and grain production in Yem Special Wereda 1.07% went for linseed.

As shown in Tables V-27 and V-28 in Amaro Special Wereda, only 0.02% of the special wereda grain crop area was that of oilseeds.

In Burji Special Wereda only 0.08% of the special wereda grain crop area was under oilseeds. (See Summary Tables V-29 and V-30 ).

In Konso Special Wereda only 0.05% of the zonal grain crop area was under oilseeds. (See Summary Tables V-31 and V-32 ).

Summary Tables V-33 and V-34 indicate that 0.02% of the Derashe Special Wereda grain crop area was under oilseeds.

As shown in Table V-35 and V-36 in Dawro Zone 0.51% of the zonal grain crop area and 0.3% of the volume of grain production were that of oilseeds.

In Basketo special wereda 0.27% of the special wereda grain crop area was under oilseeds and 0.14% of the total volume of grain production in the special wereda was drawn from the same crops. (See Summary Tables V-37 and V-38 ).

In Konta Special Wereda only 0.06% of the special wereda grain crop area was under oilseeds and the same crops added 0.01% of the total grain production in the zone. (See Summary Tables V-39 and V-40 ).

## 2.4 Vegetables

These crops like fruits are also a good source of nourishment necessary for the healthy growth of humans. Dieticians often advise people to eat more of vegetables for their nutritional values. Vegetables are relatively cheaper and better available than other farm products in urban centers because these crops are usually grown as garden produces sometimes using irrigation. It may be worth to know that a certain amount of foreign exchange is drawn from vegetable exports. For instance between September 2001 - August 2002 Ethiopia exported 61,070 quintals of vegetables worth 11,543,144 Birr to various countries. (CSA, External Trade Statistics) Thus, on the grounds that vegetables are nutritionally and economically important, it is worth to expand vegetable farming.

Summary Tables V-1 and V-2 show that 3.06% of the regional crop area is under vegetables, which formed 8.76% of the total crop production in the region. Ethiopian cabbage and red peppers took up 47.55% and 49.19% of the regional area under vegetables, respectively. These vegetables made up 78.98% and 14.48% of the vegetable production in the region, in that order. Moreover, these tables indicate that about 20.51% of the regional vegetable area was planted in Belg season, which resulted in 31.87% of the regional vegetable production. The area planted to Ethiopian cabbage in Belg season was 19.74% of the area under vegetables in the region yielding 30.21% of the regional vegetable production. The contribution to the regional area under vegetables and production by urban holders was 1.74% and 0.77%, respectively. The area planted to Ethiopian cabbage by urban holders was 0.87% of the regional area under vegetables, while the production obtained was 0.31%.

The data in Summary Tables V-3 and V-4 show that in Gurage Zone, 7.43% of the zonal crop area and 16.02% of the production in the zone were that of vegetables. Ethiopian cabbage and red peppers covered 26.37% and 72.16% of the zonal area under vegetables, respectively. The production of these vegetables was 63.59% and 34.82% of the zonal volume of vegetable production, in the same order.

In Hadiya Zone, 2.62% of the zonal crop area and 8.45% of the production were that of vegetables. Ethiopian cabbage, and red peppers were planted in 67.48% and 31.37% of the zonal area under vegetables, respectively. Thus, Ethiopian cabbage and red peppers yielded 93.18% and 5.09% of the zonal volume of vegetable production, in that order. (See Summary Tables V-5 and V-6 ).

In Kembata Alaba Tembaro Zone, vegetables added 7.55% of the zonal crop area and 9.94% of the production. Ethiopian cabbage and red peppers accounted for 18.53% and 80.59% of the zonal area under vegetables, respectively. Ethiopian cabbage, and red peppers contributed 57.68% and 39.71% to the zonal vegetable production, in that order. (See Summary Tables V-7 and V-8 ).

Summary Tables V-9 and V-10 show that 6.66% of the regional crop area is under vegetables, which formed 21.95% of the total volume of production in the zone. Ethiopian cabbage took up 78.44% of the zonal area under vegetables. Ethiopian cabbage and green peppers made up 89.82% and 8.64% of the vegetable production in the zone.

In Gedeo Zone, 8.45% of the zonal crop area and 42.37% of the production in the zone were that of vegetables. Ethiopian cabbage covered 98.02% of the zonal area under vegetables. The production of Ethiopian cabbage was

94.44% of the zonal volume of vegetable production. (See Summary Tables V-11 and V-12 ).

In Wolaita Zone, only 0.77% of the zonal crop area and 1.75% of the production were that of vegetables. Ethiopian cabbage was planted in 48.17% of the zonal area under vegetables. Thus, Ethiopian cabbage yielded 54.71% of the zonal volume of vegetable production.(See Summary Tables V-13 and V-14).

In South Omo Zone, vegetables added 0.45% of the zonal crop area and 2.84% of the production. Ethiopian cabbage accounted for 84.46% of the zonal area under vegetables. Ethiopian cabbage, contributed 78.34% to the zonal vegetable production. (See Summary Tables V-15 and V-16 ).

Summary Tables V-17 and V-18 show that only 1.29% of the crop area in Shaka Zone is under vegetables, which formed 5.84% of the total volume of vegetables and production in the zone of this Ethiopian cabbage and green peppers took up 42.44% and 13.84% of the zonal area under vegetables, respectively. These vegetables made up 63.67% and 25.32% of the vegetable production in the zone in that order.

In Kaffa Zone, 1.27% of the zonal crop area and 3.60% of the production in the zone were that of vegetables. Ethiopian cabbage and red peppers covered 66.31% and 29.76% of the zonal area under vegetables, respectively. The production of these vegetables was 79.01% and 5.67% of the zonal volume of vegetable production, in the same order. (See Summary Tables V-19 and V-20 ).

In Gamo Gofa Zone, 0.62% of the zonal crop area and 3.09% of the production were that of vegetables. Ethiopian cabbage was planted in 85.56% of the zonal area under vegetables. Thus, Ethiopian cabbage yielded

87.56% of the zonal volume of vegetable production. (See Summary Tables V-21 and V-22 ).

In Bench Maji Zone, vegetables added 2.04% of the zonal crop area and 3.7% of the production. Ethiopian cabbage accounted for 88.89% of the zonal area under vegetables, and 84.07% of the vegetable production of the zone. (See Summary Tables V-23 and V-24 ).

Summary Tables V-25 and V-26 show that only 0.71% of the crop area is under vegetables, which formed 6.99% of the total volume of vegetables production in the Yem Special wereda. Ethiopian cabbage took up 93.12% of the special wereda area under vegetables. Ethiopian cabbage made up 95.55% of the vegetable production in the special wereda.

In Amaro Special Wereda 1.43% of the special wereda crop area and 13.95% of the production in the special wereda were that of vegetables. (See Summary Tables V-27 and V-28 ).

In Burji special wereda only 0.2% of the special wereda crop area and 1.18% of the production were that of vegetables. (See Summary Tables V-29 and V-30 ).

In Konso Special Wereda vegetables added 0.24% of the special wereda crop area, almost all the area was covered by Ethiopian cabbage in the special wereda. (See Summary Tables V-31 and V-32 ).

Summary Tables V-33 and V-34 show that only 0.60% of the crop area is under vegetables, which formed 9.8% of the total volume of vegetables production in the Derashe Special Wereda. Onion took up 75.63% of the special wereda area under vegetables. This vegetable made up 91.16% of the vegetable production in the special wereda. (See Summary Tables V-33 and V-34 ).

In Dawro Zone, 0.69% of the zonal crop area and 3.08% of the production in the zone were that of vegetables. (See Summary Tables V-35 and V-36 ).

In Basketo Special Wereda only 0.35% of the special wereda crop area and 0.40% of the production were that of vegetables. Ethiopian cabbage, was the main crop in the special wereda. (See Summary Tables V-37 and V-38 ).

In Konta Special Wereda, vegetables added only 0.15% of the zonal crop area and 0.37% of the production. (See Summary Tables V-39 and V-40 ).

## **2.5 Root Crops**

Some root crops like onion and garlic are indispensable part of the daily meal of the Ethiopian population. These crops are essential to improve the taste and scent of the food. Potato, which is one of nature's precious gifts, is also very common in the dishes of most Ethiopians. This importance necessitated the growth and production of many of the root crops throughout the year often via the use of irrigation. Root crops are also a good source of cash and foreign exchange for the growers and the country, respectively. In 2001/02 (1994 E.C.) the country has acquired a sum of 22,423,972 million Birr by exporting 120,497 quintals of root crops. (CSA, External Trade Statistics). The economic and nutritional importance of root crops has been a factor for practicing the agriculture in all the regions and growing the crops more than one time in a year.

The data in Summary Tables V-1 and V-2 indicate the root crop situation in S.N.N.P Region. As the tables show, root crops covered 8.78% of the regional crop area and 39.48% of the production volume. Potatoes, sweet potatoes and godere shared 44.28%, 34.06% and 18.07% added 39.44%, 36.82%, 21.06% to the regional volume of root crop production, in that

order. About 43.40% of the regional root crop area was planted in Belg season yielding 37.94% of the regional root crop production. It is also indicated in the census result that 28.61% and 11.51% of the regional root crop area were planted with potatoes and sweet potatoes resulting in 31.13% and 5.12% of the regional root crop production in Belg season, in that order. Urban holders added about 1.02% of the total root crop area in the region and 0.44% of the root crop production in this region.

In Gurage Zone, 5.89% of the zonal crop area and 22.93% of the crop production were that of root crops. About 87.45% and 7.41% of the zonal root crop area were planted with potatoes and godere which resulted in 82.98% and 8.04% of the zonal root crop production, in that order. (See Summary Tables V-3 and V-4 ).

In Hadiya Zone, 8.88% of the crop area was under root crops and 60.67% of the crop production was obtained from these crops. Potatoes and sweet potatoes shared 70.25% and 24.48% of the zonal root crop area, respectively resulting in 85.29% and 10.80% of the zonal root crop production, in that order. (See Summary Tables V-5 and V-6 ).

In Kembata Alaba Tembaro Zone 11.58% of the crop area was under root crops and 45,24% of the crop production was drawn from the same crops. Potatoes and sweet potatoes covered 56.63% and 30.12% of the root crop area in the zone. Potatoes and sweet potatoes contributed 62.11% and 28.04% to the zonal root crop production, respectively. (See Summary Tables V-7 and V-8 ).

The data in Summary Tables V-9 and V-10 indicate the root crop situation in Sidama Zone. As the tables show, root crops covered 9.59% of the zonal crop area and 29.78% of the volume of root crop production. Potatoes and

sweet potatoes shared 50.86% and 38.24% of the zonal root crop area, respectively. These crops added 39.37% and 45.72% to the zonal volume of root crop production, in that order.

In Gedeo Zone, 4.09% of the zonal crop area and 13.84% of the crop production were that of root crops. About 29.29%, 26.31% and 37.39% of the zonal root crop area were planted with onion, godere and sweet potatoes. Onion, godere and sweet potatoes resulted in 39.27%, 21.36 and 35.55% of the zonal root crop production. (See Summary Tables V-11 and V-12 ).

In Wolaita Zone, 29.59% of the crop area was under root crops and 76.56% of the crop production was obtained from these crops. Potatoes, godere and sweet potatoes shared 18.5%, 14.42% and 66.5% of the zonal root crop area, respectively resulting in 24.95%, 13.08% and 61.46% of the zonal root crop production, in that order. (See Summary Tables V-13 and V-14 ).

In South Omo Zone, 2.42% of the crop area was under root crops and 16.17% of the crop production was drawn from these crops. Godere and sweet potatoes covered 64.35% and 18.38% of the root crop area in the zone. Taro/Godere and sweet potatoes contributed 56.37% and 26.25% to the zonal root crop production, respectively. (See Summary Tables V-15 and V-16 ).

Summary Tables V-17 and V-18 indicate the root crop situation in Shaka Zone. As the tables show, root crops covered only 3.08% of the zonal crop area and 15.74% of the production volume. Taro/Godere shared 53.14% of the zonal root crop area, and added 58.33% to the zonal volume of root crop production.

In Kaffa Zone, 1.27% of the zonal crop area and 8.70% of the crop production were that of the root crops. As can be observed from the data in

Summary Tables V-19 and V-20, about 84.78%, 9.04% and 2.67% of the zonal root crop area were planted with taro/godere, potatoes, and garlic, which resulted in 83.53%, 9.04% and 3.59% of the zonal root crop production, in that order. (See Summary Tables V-19 and V-20 ).

In Gamo Gofa Zone, 9.65% of the crop area was under root crops and 47.62% of the crop production was obtained from these crops. Sweet potatoes and potatoes shared 39.94% and 38.9% of the zonal root crop area, respectively resulting in 44.96% and 34.55% of the zonal root crop production, in that order. (See Summary Tables V-21 and V-22 ).

In Bench Maji Zone 9.09% of the crop area was under root crops and 25.44% of the crop production was drawn from the same crops. Taro/godere covered 98.36% of the root crop area in the zone, yielding 97.91% of the zonal root crop production. (See Summary Tables V-23 and V-24 ).

Summary Tables V-25 and V-26 indicate the root crop situation in Yem Special Wereda. As the tables show root crops covered 2.46% of the special wereda crop area and 18.25% of the production volume taro/godere and potatoes shared 55.35% and 35.62% of the special wereda root crop area, respectively. The same crops added 45.02% and 44.61% to the special wereda volume of root crop production, in that order.

In Amaro Special Wereda 1.15% of the zonal crop area and 10.25% of the crop production were that of root crops. About 55.82% of the special wereda root crop area was planted with sweet potatoes, which resulted in 45.08% of the special wereda root crop production. (See Summary Tables V-27 and V-28 ).

In Burji Special Wereda 0.27% of the crop area was under root crops and 3.42% of the crop production was obtained from these crops. (See Summary Tables V-29 and V-30 ).

In Konso Special Wereda 0.28% of the crop area was under root crops. (See Summary Tables V-31 and V-32 ).

Summary Tables V-33 and V-34 indicate the root crop situation in Derashe Special Wereda. As the tables show, root crops covered only 0.60% of the special wereda crop area and 9.82% of the production volume. Onion, took up 75.63% of the special wereda root crop area. The same crop added 91.16% to the special wereda volume of root crop production.

In Dawro Zone, 10.44% of the zonal crop area and 55.62% of the crop production were that of root crops. About 81.4% and 12.76% of the zonal root crop area were planted with taro/godere and sweet potatoes, which resulted in 76.01% and 12.09% of the zonal root crop production, in that order. (See Summary Tables V-35 and V-36 ).

In Basketo Special Wereda, 9.67% of the crop area was under root crops and 80.41% of the crop production was obtained from these crops. Sweet potatoes and potatoes shared 52.86% and 32.38% of the special wereda root crop area, respectively resulting in 15.38% and 81.1% of the special wereda root crop production, in that order. (See Summary Tables V-37 and V-38).

About 47.58% of the zonal root crop area was planted in Belg season yielding 82.91% of the root crop production. In Konta Special Wereda 9.54% of the crop area was under root crops and 45.11% of the crop production was drawn from the same crops. (See Summary Tables V-39 and V-40 ).

SUMMARY TABLE V-1 AREA UNDER TEMPORARY CROPS BY CROP TYPE FOR PRIVATE PEASANT HOLDINGS  
S.N.N.P. REGION

Crop	All		Rural		Urban
			Area (HA)		Area (HA)
	Area (HA)	%	Meher	Belg	Meher
All	1087318		766494.5	306869.7	13953.77
Grain Crops	958620.9	100	687585.4	258630	12405.46
Cereals	796706.4	83.11	575655.4	209526.4	11524.5
Teff	148274.3	15.47	133882.2	12071.96	2320.2
Barley	79122.15	8.25	68463.31	9938.5	720.34
Wheat	96329.76	10.05	92351.77	1541.58	2436.41
Maize	357497.9	37.29	191490	160787.6	5220.3
Sorghum	109096.1	11.38	84276.06	24138.93	681.1
Finger Millet	5679.07	0.59	4527.18	1008.71	*
Oats/"Aja"	667.93	0.07	626.57	*	2.16
Rice	*	*	*	-	*
Pulses	158071.5	16.49	108559.9	48636.02	875.63
Horse beans	48514.28	5.06	47008.42	1107.47	398.39
Field peas	29757.01	3.1	28104.28	1467.75	184.98
Haricot beans	72898.09	7.6	26799.1	45873.48	225.51
Chick-peas	5266.92	0.55	5176.74	44.43	45.74
Lentils	831.68	0.09	739.25	80.65	*
Vetch	473.9	0.05	452.93	*	*
Soya beans	89.66	-	80.94	8.72	-
Fenugreek	237.48	0.02	198.19	39.23	0.07
Gibto	*	*	-	*	*
Oilseeds	3842.99	0.4	3370.09	467.58	5.32
Neug	929.15	0.1	925.17	*	*
Linseed	982.64	0.1	968.82	*	4.24
Groundnuts	919.03	0.1	521.39	397.53	*
Sunflower	224.01	0.02	174.57	49.44	-
Sesame	180.59	0.02	172.59	7.99	-
Rapeseed	607.57	0.06	607.54	-	*
Vegetables	33271.2	100	25869.24	6823.31	578.65
Lettuce	6.62	0.02	3.33	*	-
Head cabbage	153.42	0.46	89.5	62.98	0.94
Ethiopian cabbage	15820.26	47.55	8964.23	6567.43	288.6
Tomatoes	99.73	0.3	76.04	20.39	3.3
Green peppers	778.35	2.34	634.53	*	4.65
Red peppers	16366.37	49.19	16056.72	28.71	280.94
Swiss chard	46.45	0.14	44.88	*	0.22
Root crops	95425.94	100	53039.88	41416.4	969.66
Beetroot	81.47	0.09	58.78	21.44	1.25
Carrot	54.44	0.06	34.64	18.28	1.52
Onion	1769	1.85	1219.73	539.44	9.83
Potatoes	37640.41	39.44	10233.55	27303.22	103.63
Garlic	643.79	0.67	350.98	292.45	0.36
Taro/'Godere'	20100.48	21.06	17498.36	2260.11	342.01
Sweet potatoes	35136.35	36.82	23643.84	10981.45	511.06

SUMMARY TABLE V-2 PRODUCTION OF TEMPORARY CROPS BY CROP TYPE FOR PRIVATE PEASANT HOLDINGS

S.N.N.P REGION

Crop	All		Rural		Urban
			Production(QT)		Production (QT)
	Production (QT)	%	Meher	Belg	Meher
All	20820889		14542213	6131559	147116.3
Grain Crops	10777434	100	8249115	2431626	96693.08
Cereals	9381518	87.05	7273191	2015563	92763.99
Teff	1046872	9.71	989566.5	48004.95	9300.29
Barley	824606.6	7.65	759733	61677.57	3195.99
Wheat	1388176	12.88	1353706	11226.05	23243.49
Maize	5071809	47.06	3270377	1748838	52594.41
Sorghum	982759.6	9.12	842009.5	136728	4022.13
Finger Millet	60841.86	0.56	51518.49	*	402.95
Oats/"Aja"	6450.18	0.06	6279.42	*	2.15
Rice	*	*	-	-	*
Pulses	1379897	12.8	964611.2	411367.7	3917.81
Horse beans	508348.5	4.72	488930.1	17752.53	1665.87
Field peas	229941.2	2.13	221266.2	7851	824.07
Haricot beans	593386.5	5.51	209074.9	383106.9	1204.7
Chick-peas	38823.23	0.36	38596.7	*	201.33
Lentils	4261.87	0.04	2605.13	*	7.52
Vetch	3577.66	0.03	3563.34	-	14.32
Soya beans	162.26	-	162.26	-	-
Fenugreek	*	*	412.61	*	-
Gibto	-	-	-	-	-
Oilseeds	16019.67	0.15	11313.57	*	11.27
Neug	2243.2	0.02	2062.84	*	*
Linseed	3096.14	0.03	3087.65	*	7.31
Groundnuts	*	*	2647.98	*	*
Sunflower	1388.79	0.01	1326.08	62.71	-
Sesame	535.15	-	535.07	*	-
Rapeseed	1653.93	0.02	1653.93	-	-
Vegetables	1824009	100	1228777	581240.9	13990.91
Lettuce	*	*	*	*	-
Head cabbage	12704.58	0.7	10689.09	1819.56	*
Ethiopian cabbage	1440605	78.98	883882.8	550980.8	5741.16
Tomatoes	11581.23	0.63	10873.06	*	319.99
Green peppers	92388.54	5.07	61296.95	*	*
Red peppers	264080.4	14.48	259429	*	4636.61
Swiss chard	2360.99	0.13	*	*	*
Root crops	8219445	100	5064321	3118692	36432.3
Beetroot	7859.2	0.1	7596.52	218.13	44.55
Carrot	4397.16	0.05	4142.96	*	46.47
Onion	184805.6	2.25	164045.7	20026.17	733.68
Potatoes	3639651	44.28	1074251	2558395	7004.82
Garlic	98007.75	1.19	51862.88	*	20.11
Taro/'Godere'	1484845	18.07	1399538	73088.72	12218.45
Sweet potatoes	2799879	34.06	2362883	420631.4	16364.22

SUMMARY TABLE V- 3 AREA UNDER TEMPORARY CROPS BY CROP TYPE FOR PRIVATE PEASANT HOLDINGS

## GURAGE ZONE

Crop	All		Rural		Urban
			Area (HA)		Area (HA)
	Area (HA)	%	Meher	Belg	Meher
All	147044.7		133373.5	10280.01	3391.19
Grain Crops	127454.3	100	120943	3405.75	3105.5
Cereals	111073.5	87.15	105281.8	2795.63	2996.05
Teff	26507.1	20.8	25673.67	153.11	680.31
Barley	18223.07	14.3	18107.35	*	93.33
Wheat	15496.92	12.16	14949.48	*	542.83
Maize	40478.51	31.76	36409.06	2571.91	1497.55
Sorghum	10039.95	7.88	9817.02	*	179.31
Finger Millet	202.82	0.16	201.19	-	*
Oats/"Aja"	124.59	0.1	124.01	-	*
Rice	*	*	-	-	*
Pulses	15285.67	11.99	14567.29	609.88	108.5
Horse beans	6248.12	4.9	6087.83	115.55	44.73
Field peas	3351.33	2.63	3336.47	-	14.86
Haricot beans	2441.3	1.92	1922.2	493.94	25.16
Chick-peas	2568.93	2.02	2554.22	-	14.71
Lentils	181.06	0.14	181	-	*
Vetch	432.92	0.34	423.95	-	*
Soya beans	*	*	*	-	-
Fenugreek	60.24	0.05	59.85	*	-
Gibto	*	*	*	-	*
Oilseeds	1095.1	0.86	1093.92	*	*
Neug	812.81	0.64	811.77	*	*
Linseed	165.39	0.13	165.39	-	-
Groundnuts	*	*	*	*	-
Sunflower	6.56	-	6.56	-	-
Sesame	*	*	*	-	-
Rapeseed	105.86	0.08	105.86	-	-
Vegetables	10925.54	100	10189.12	462.63	273.8
Lettuce	*	*	*	*	-
Head cabbage	41.53	0.38	24.93	*	*
Ethiopian cabbage	2880.77	26.37	2507.04	339.84	33.89
Tomatoes	9.99	0.09	6.82	*	*
Green peppers	*	*	17.95	*	*
Red peppers	7884.3	72.16	7627.2	*	238.24
Swiss chard	3.92	0.04	3.66	0.27	-
Root crops	8664.93	100	2241.41	6411.64	11.89
Beetroot	9.91	0.11	6.05	*	0.06
Carrot	4.14	0.05	3.72	*	*
Onion	*	*	*	*	*
Potatoes	7577.4	87.45	1248.42	6318.5	10.48
Garlic	*	*	*	11.09	*
Taro/"Godere"	641.93	7.41	610.67	30.91	47
Sweet potatoes	*	*	*	*	*

SUMMARY TABLE V-4 PRODUCTION OF TEMPORARY CROPS BY CROP TYPE FOR PRIVATE PEASANT HOLDINGS

GURAGE ZONE

Crop	All		Rural		Urban
			Production(QT)		Production (QT)
	Production(QT)	%	Meher	Belg	Meher
All	2649701		2197918	425056.6	26726.65
Grain Crops	1617709	100	1566576	30616.74	20515.51
Cereals	1449278	89.59	1403990	25372.98	19915.3
Teff	189315.6	11.7	186296.5	100.57	2918.49
Barley	239226.7	14.79	238813.6	*	388.43
Wheat	214109.7	13.24	208070.8	*	6036.19
Maize	701280.6	43.35	666561.4	25245.01	9474.17
Sorghum	101391.7	6.27	100298.6	-	1093.16
Finger Millet	2619.85	0.16	2617.97	-	*
Oats/"Aja"	1331.1	0.08	1330.69	-	0.41
Rice	*	*	-	-	*
Pulses	165563	10.23	159720.6	5243.25	599.24
Horse beans	87919.11	5.43	86241.27	*	179.42
Field peas	32443.45	2.01	32293.9	-	*
Haricot beans	21504.97	1.33	17535.99	3744.82	*
Chick-peas	19676.33	1.22	19644.66	-	31.67
Lentils	445.06	0.03	444.94	-	*
Vetch	3466.66	0.21	3452.34	-	14.32
Soya beans	-	-	-	-	-
Fenugreek	107.46	-	107.45	*	-
Gibto	-	-	-	-	-
Oilseeds	2867.72	0.18	2866.25	*	*
Neug	1809.53	0.11	1808.06	*	*
Linseed	455.03	0.03	455.03	-	-
Groundnuts	-	-	-	-	-
Sunflower	34.85	-	34.85	-	-
Sesame	*	*	*	-	-
Rapeseed	556.29	0.03	556.29	-	-
Vegetables	424453.8	100	398336.1	21098.66	5019.05
Lettuce	*	*	*	*	-
Head cabbage	3715.33	0.88	2992.08	*	*
Ethiopian cabbage	269906.8	63.59	248883.9	20322.76	700.16
Tomatoes	890.86	0.21	890.03	*	0.64
Green peppers	1582.3	0.37	1542.22	*	*
Red peppers	147810.9	34.82	143480.6	*	4317.73
Swiss chard	401.56	0.09	401.26	*	0.04
Root crops	607538.5	100	233005.2	373341.2	1192.09
Beetroot	826.25	0.14	785.21	*	3.22
Carrot	463.73	0.08	453.69	*	*
Onion	*	*	*	212.55	*
Potatoes	504107.6	82.98	131011.4	371958.2	1137.99
Garlic	*	*	*	1100.81	*
Taro/"Godere"	48864.17	8.04	48817.79	*	2.94
Sweet potatoes	*	*	*	*	*

SUMMARY TABLE V-5 AREA UNDER TEMPORARY CROPS BY CROP TYPE FOR PRIVATE PEASANT HOLDINGS

## HADIYA ZONE

Crop	All		Rural		Urban
			Area (HA)		Area (HA)
	Area (HA)	%	Meher	Belg	Meher
All	137474.1		106694.8	27993.24	2786.08
Grain Crops	121660.5	100	101203.9	17762.03	2694.54
Cereals	102267.5	84.06	89519.87	10237.94	2509.74
Teff	22023.79	18.1	21199.16	192.23	632.4
Barley	6623.47	5.44	5688.66	764.31	170.49
Wheat	35096.97	28.85	33999.23	-	1097.74
Maize	31007.68	25.49	21374.3	9134.99	498.39
Sorghum	7114.07	5.85	6866.44	144.5	103.13
Finger Millet	348.79	0.29	342.04	*	6.39
Oats/"Aja"	52.76	0.04	50.03	*	*
Rice	-	-	-	-	-
Pulses	18899.35	15.53	11193.67	7522.47	183.21
Horse beans	7181.68	5.9	7069.41	*	102.03
Field peas	2387.58	1.96	2328.21	-	59.37
Haricot beans	8628.25	7.09	1120.09	7496.02	12.14
Chick-peas	550.83	0.45	534.43	*	9.48
Lentils	116.03	0.1	116.03	-	-
Vetch	*	*	*	-	*
Soya beans	*	*	*	*	-
Fenugreek	24.26	0.02	*	*	-
Gibto	-	-	-	-	-
Oilseeds	493.58	0.41	490.37	*	*
Neug	*	*	*	-	-
Linseed	295.16	0.24	293.58	-	*
Groundnuts	*	*	*	*	-
Sunflower	*	*	*	*	-
Sesame	*	*	*	-	-
Rapeseed	185.68	0.15	185.67	-	*
Vegetables	3602.92	100	2675.1	880.36	47.46
Lettuce	*	*	*	-	-
Head cabbage	3.58	0.1	3.07	*	*
Ethiopian cabbage	2431.28	67.48	1522.39	879.69	29.19
Tomatoes	20.11	0.56	17.06	*	2.88
Green peppers	15.24	0.42	14.13	*	*
Red peppers	1130.13	31.37	1116.08	-	14.05
Swiss chard	2.38	0.07	2.16	-	0.22
Root crops	12210.74	100	2815.81	9350.86	44.08
Beetroot	16.57	0.14	15.89	*	0.17
Carrot	3.32	0.03	2.44	*	*
Onion	*	*	59.16	*	1.12
Potatoes	8577.69	70.25	1241.99	7301.53	34.17
Garlic	59.95	0.49	8.56	51.35	*
Taro/"Godere"	418.98	3.43	364.47	51.27	87
Sweet potatoes	2989.54	24.48	1123.3	1861.09	5.15

SUMMARY TABLE V- 6 – PRODUCTION OF TEMPORARY CROPS BY CROP TYPE FOR PRIVATE PEASANT HOLDINGS

HADIYA ZONE

Crop	All		Rural		Urban
			Production(QT)		Production (QT)
	Production(QT)	%	Meher	Belg	Meher
All	3081731		1811657	1245384	24689.11
Grain Crops	1558266	100	1358669	178608.4	20988.3
Cereals	1384064	88.82	1240257	123559.9	20247.07
Teff	199770.4	12.82	197793.1	96.12	1881.16
Barley	62182.96	3.99	57576.16	*	495.02
Wheat	596514.4	38.28	585177.7	-	11336.67
Maize	456810	29.32	331361.8	119319.5	6128.75
Sorghum	65772.25	4.22	65398.99	*	366.52
Finger Millet	2626.29	0.17	2588.55	-	*
Oats/"Aja"	387.64	0.02	360.66	*	*
Rice	-	-	-	-	-
Pulses	172732.3	11.08	116947.2	55048.49	736.67
Horse beans	81738.81	5.25	81362.76	*	371.84
Field peas	19140.5	1.23	18972.96	-	167.54
Haricot beans	63749.87	4.09	8607.57	55039.46	102.84
Chick-peas	7523.56	0.48	7424.3	*	94.44
Lentils	460.18	0.03	460.18	-	-
Vetch	*	*	*	-	-
Soya beans	-	-	-	-	-
Fenugreek	*	*	*	-	-
Gibto	-	-	-	-	-
Oilseeds	1470	0.09	1465.43	-	*
Neug	-	-	-	-	-
Linseed	1060.26	0.07	1055.69	-	*
Groundnuts	-	-	-	-	-
Sunflower	-	-	-	-	-
Sesame	*	*	*	-	-
Rapeseed	404.52	0.03	404.52	-	-
Vegetables	260488.4	100	169618.9	88238.85	2630.59
Lettuce	-	-	-	-	-
Head cabbage	320.9	0.12	316.51	-	*
Ethiopian cabbage	242732.6	93.18	152239.4	88238.81	2254.41
Tomatoes	2787.09	1.07	2559.55	*	227.49
Green peppers	1089.22	0.42	1088.51	-	*
Red peppers	13256.75	5.09	13156.03	-	*
Swiss chard	301.77	0.12	258.89	-	*
Root crops	1262976	100	283369	978537.1	1070.22
Beetroot	2082.48	0.16	2065.09	*	*
Carrot	319.22	0.03	297.61	*	*
Onion	10309.95	0.82	7986.4	2217.56	106
Potatoes	1077185	85.29	130287.7	946384.8	512.7
Garlic	7344.16	0.58	1266.01	6078.11	*
Taro/'Godere'	29395.83	2.33	29157.94	*	7.35
Sweet potatoes	136339.5	10.8	112308.3	23807.19	223.99

SUMMARY TABLE V-7 AREA UNDER TEMPORARY CROPS BY CROP TYPE FOR PRIVATE PEASANT HOLDINGS  
KEMBATA ALABA TEMBARO ZONE

Crop	All		Rural		Urban
			Area (HA)		Area (HA)
	Area (HA)	%	Meher	Belg	Meher
All	91988.85		72575.72	18564.85	848.28
Grain Crops	74387.89	100	61435.7	12195.03	757.17
Cereals	64079.55	86.14	56123.33	7243.85	712.37
Teff	11129.44	14.96	10931.95	21.51	175.98
Barley	1652.32	2.22	1252.37	386.8	13.15
Wheat	13555.33	18.22	13310.17	-	245.16
Maize	29398.34	39.52	22534.28	6648.8	215.26
Sorghum	5921.05	7.96	5686.73	182.74	51.59
Finger Millet	2357.39	3.17	2346.27	-	11.12
Oats/'Aja'	27.32	0.04	23.22	4	*
Rice	*	*	*	-	-
Pulses	10168.88	13.67	5173.72	4950.36	44.8
Horse beans	2861.63	3.85	2813.81	*	37.37
Field peas	622.88	0.84	613.51	*	5.27
Haricot beans	6482.38	8.71	1566.58	4913.68	2.12
Chick-peas	43.69	0.06	33.34	*	-
Lentils	72.48	0.1	72.44	-	*
Vetch	*	*	*	-	-
Soya beans	*	*	*	*	-
Fenugreek	80.63	0.11	71.4	*	-
Gibto	*	*	-	*	-
Oilseeds	139.46	0.19	138.65	*	-
Neug	*	*	*	-	-
Linseed	64.24	0.09	64.24	-	-
Groundnuts	*	*	*	*	-
Sunflower	*	*	*	-	-
Sesame	*	*	*	-	-
Rapeseed	63.75	0.09	63.75	-	-
Vegetables	6949.75	100	6771.13	146.52	32.1
Lettuce	*	*	*	*	-
Head cabbage	*	*	19.35	*	*
Ethiopian cabbage	1287.52	18.53	1148.54	127.55	11.43
Tomatoes	11.82	0.17	11.33	*	*
Green peppers	11.09	0.16	9.67	*	-
Red peppers	5601.14	80.59	5580.34	*	20.58
Swiss chard	0.58	-	0.58	-	-
Root crops	10651.21	100	4368.9	6223.3	59.01
Beetroot	25.35	0.24	20.61	*	*
Carrot	*	*	*	*	-
Onion	191.39	1.8	90.06	101.25	*
Potatoes	6032.02	56.63	1554.37	4461.39	16.27
Garlic	73.74	0.69	13.36	60.37	*
Taro/'Godere'	1098.71	10.32	884.25	192.53	414
Sweet potatoes	3208.25	30.12	1791.46	1396.23	20.57

SUMMARY TABLE V-8 PRODUCTION OF TEMPORARY CROPS BY CROP TYPE FOR PRIVATE PEASANT HOLDINGS

KEMBATA ALABA TEMBARO ZONE

Crop	All		Rural		Urban
			Production(QT)		Production (QT)
	Production(QT)	%	Meher	Belg	Meher
All	2246920		1457947	776405.1	12568.18
Grain Crops	1006939	100	818021.8	181814.8	7102.5
Cereals	943973.5	93.75	775163.7	161849.7	6960.12
Teff	75655.07	7.51	74900.15	39.99	714.93
Barley	12601.97	1.25	12114.18	388.55	*
Wheat	211126.9	20.97	208257.1	-	2869.83
Maize	565117.5	56.12	400958.3	161305.4	2853.74
Sorghum	54506.1	5.41	54060.74	*	*
Finger Millet	24761.12	2.46	24686.25	-	74.87
Oats/"Aja"	204.88	0.02	186.91	*	*
Rice	-	-	-	-	-
Pulses	62549.58	6.21	42442.12	19965.08	142.38
Horse beans	29807.01	2.96	29659.21	*	128.86
Field peas	4189.83	0.42	4179.01	*	8.78
Haricot beans	28250.87	2.81	8343.67	19902.47	4.73
Chick-peas	80.54	-	80.54	-	-
Lentils	71.35	-	71.33	-	*
Vetch	-	-	-	-	-
Soya beans	-	-	-	-	-
Fenugreek	150	0.01	108.36	*	-
Gibto	-	-	-	-	-
Oilseeds	416.01	0.04	416.01	-	-
Neug	-	-	-	-	-
Linseed	142.24	0.01	142.24	-	-
Groundnuts	-	-	-	-	-
Sunflower	-	-	-	-	-
Sesame	*	*	*	-	-
Rapeseed	258.54	0.03	258.54	-	-
Vegetables	223416.1	100	208390.3	13957.66	1068.17
Lettuce	*	*	*	-	-
Head cabbage	*	*	2321.5	*	*
Ethiopian cabbage	128867.3	57.68	114854.4	13116.99	*
Tomatoes	1707.27	0.76	1699.44	*	-
Green peppers	794.21	0.36	766.99	*	-
Red peppers	88712.02	39.71	88547.25	-	164.77
Swiss chard	69.63	0.03	69.63	-	-
Root crops	1016565	100	431534.8	580632.7	4397.5
Beetroot	2787.16	0.27	2674.26	*	*
Carrot	*	*	*	*	-
Onion	15306.49	1.51	12042.57	*	*
Potatoes	631366.3	62.11	163208.5	465896.5	2261.28
Garlic	*	*	1917.55	*	*
Taro/'Godere'	71741.11	7.06	70739.7	*	37.16
Sweet potatoes	285094.5	28.04	179145.6	104818.3	1130.62

SUMMARY TABLE V-9 AREA UNDER TEMPORARY CROPS BY CROP TYPE FOR PRIVATE PEASANT HOLDINGS

## SIDAMA ZONE

Crop	All		Rural		Urban
			Area (HA)		Area (HA)
	Area (HA)	%	Meher	Belg	Meher
All	80044.67		57919.32	21104.46	1020.89
Grain Crops	67035.43	100	50453.09	15694.58	887.76
Cereals	53707.14	80.12	40878.72	11977.17	851.25
Teff	2199.06	3.28	2153.86	*	*
Barley	7875.25	11.75	7776.46	*	74.61
Wheat	4922.45	7.34	4841.05	*	72.19
Maize	37267.23	55.59	24674.44	11918.41	674.38
Sorghum	1322.71	1.97	1312.96	*	5.27
Finger Millet	37.04	0.06	36.85	*	-
Oats/'Aja''	83.1	0.12	83.1	-	-
Rice	*	*	-	-	*
Pulses	13215.74	19.71	9464	3715.33	36.41
Horse beans	2057.16	3.07	2043.99	*	10.75
Field peas	1354.2	2.02	1345.71	*	8.32
Haricot beans	9782.23	14.59	6057.11	3708.9	16.22
Chick-peas	*	*	*	*	*
Lentils	*	*	-	*	-
Vetch	*	*	*	-	-
Soya beans	*	*	*	-	-
Fenugreek	*	*	*	*	-
Gibto	-	-	-	-	-
Oilseeds	*	*	*	*	*
Neug	-	-	-	-	-
Linseed	14.39	0.02	14.39	-	-
Groundnuts	*	*	*	*	*
Sunflower	*	*	*	-	-
Sesame	-	-	-	-	-
Rapeseed	*	*	*	-	-
Vegetables	5329.97	100	2556.7	2658.01	*
Lettuce	*	*	*	*	-
Head cabbage	*	*	*	*	*
Ethiopian cabbage	4181.08	78.44	1431.38	2635.09	*
Tomatoes	*	*	*	-	-
Green peppers	242.73	4.55	230.79	*	0.26
Red peppers	*	*	*	*	*
Swiss chard	*	*	*	-	-
Root crops	7679.27	100	4909.53	*	17.87
Beetroot	2.57	0.03	2.39	*	*
Carrot	4.66	0.06	4.62	-	*
Onion	481.52	6.27	451.06	*	4.69
Potatoes	3905.68	50.86	*	*	*
Garlic	35.28	0.46	12.73	*	-
Taro/'Godere'	312.74	4.07	243.45	67.14	23
Sweet potatoes	2936.82	38.24	2687.25	238.78	10.79

SUMMARY TABLE V-10 PRODUCTION OF TEMPORARY CROPS BY CROP TYPE FOR PRIVATE PEASANT HOLDINGS  
SIDAMA ZONE

Crop	All		Rural		Urban
			Production(QT)		Production (QT)
	Production(QT)	%	Meher	Belg	Meher
All	2007600		1407150	592120	8330.62
Grain Crops	969045.7	100	724694.4	237419.9	6931.41
Cereals	818346.9	84.45	634617.8	176940.6	6788.48
Teff	16464.68	1.7	16327.62	*	*
Barley	88121.93	9.09	87340.08	*	492.75
Wheat	70684.39	7.29	70180.02	*	501.55
Maize	624255	64.42	441984.5	176645.7	5624.75
Sorghum	16290.97	1.68	16255.69	-	35.28
Finger Millet	*	*	*	-	-
Oats/"Aja"	1265.56	0.13	1265.56	-	-
Rice	-	-	-	-	-
Pulses	150515.8	15.53	89896.57	60479.31	139.93
Horse beans	26027.14	2.69	25937.67	*	64.74
Field peas	13365.17	1.38	13340.56	-	24.61
Haricot beans	110951.2	11.45	50446.83	60454.59	49.78
Chick-peas	*	*	*	-	*
Lentils	-	-	-	-	-
Vetch	*	*	*	-	-
Soya beans	*	*	*	-	-
Fenugreek	*	*	*	-	-
Gibto	-	-	-	-	-
Oilseeds	*	*	*	-	*
Neug	-	-	-	-	-
Linseed	74.32	-	74.32	-	-
Groundnuts	*	*	-	-	*
Sunflower	-	-	-	-	-
Sesame	-	-	-	-	-
Rapeseed	*	*	*	-	-
Vegetables	440619.2	100	172267.4	268028.3	323.47
Lettuce	*	*	*	-	-
Head cabbage	*	*	*	*	-
Ethiopian cabbage	395757.2	89.82	143138.1	252322.4	296.76
Tomatoes	*	*	*	-	-
Green peppers	38073.33	8.64	22368.33	*	18.12
Red peppers	6250.87	1.42	6242.28	-	*
Swiss chard	-	-	-	-	-
Root crops	597935.3	100	510187.7	86671.83	1075.74
Beetroot	311.16	0.05	310.78	-	*
Carrot	563.68	0.09	563.62	-	*
Onion	62831.39	10.51	60893.86	*	281.21
Potatoes	235395	39.37	*	77046.68	*
Garlic	3218.77	0.54	1876.59	*	-
Taro/'Godere'	22224.99	3.72	19476.34	*	*
Sweet potatoes	273390.3	45.72	268725.3	3900.78	764.22

SUMMARY TABLE V-11 AREA UNDER TEMPORARY CROPS BY CROP TYPE FOR PRIVATE PEASANT HOLDINGS  
GEDEO ZONE

Crop	All		Rural		Urban
			Area (HA)		Area (HA)
	Area (HA)	%	Meher	Belg	Meher
All	14588.59		13229.78	1123.02	235.79
Grain Crops	12758.04	100	12028.49	503.27	226.28
Cereals	10377.61	81.34	9780.97	410.39	186.25
Teff	157.74	1.24	152.26	*	0.79
Barley	3797.39	29.76	3630.28	66.27	100.84
Wheat	1162.05	9.11	1152.35	-	9.7
Maize	5197.15	40.74	4782.98	339.34	74.83
Sorghum	48.11	0.38	47.94	*	*
Finger Millet	*	*	*	-	-
Oats/"Aja"	*	*	*	-	-
Rice	-	-	-	-	-
Pulses	2330.9	18.27	2198.67	92.2	40.03
Horse beans	1194.58	9.36	1161.38	*	*
Field peas	939.77	7.37	932.32	*	7.29
Haricot beans	194.27	1.52	102.7	91.45	*
Chick-peas	*	*	*	-	-
Lentils	*	*	*	-	-
Vetch	-	-	-	-	-
Soya beans	*	*	*	-	-
Fenugreek	-	-	-	-	-
Gibto	-	-	-	-	-
Oilseeds	49.53	0.39	48.85	*	-
Neug	*	*	*	-	-
Linseed	*	*	3.45	*	-
Groundnuts	*	*	*	-	-
Sunflower	*	*	*	*	-
Sesame	-	-	-	-	-
Rapeseed	42.37	0.33	42.37	-	-
Vegetables	1233.36	100	679.37	548.77	5.22
Lettuce	*	*	-	*	-
Head cabbage	*	*	-	*	-
Ethiopian cabbage	1208.97	98.02	659.13	544.62	5.22
Tomatoes	*	*	-	*	-
Green peppers	21.72	1.76	18.24	*	-
Red peppers	*	*	*	*	-
Swiss chard	-	-	-	-	-
Root crops	597.19	100	521.92	70.98	4.29
Beetroot	*	*	*	-	-
Carrot	*	*	*	*	-
Onion	174.91	29.29	164.65	*	0.9
Potatoes	17.56	2.94	14.15	3.22	*
Garlic	21.3	3.57	1.31	19.84	*
Taro/"Godere"	157.1	26.31	138.69	18.31	11
Sweet potatoes	223.26	37.39	202.23	*	2.95

SUMMARY TABLE V-12- PRODUCTION OF TEMPORARY CROPS BY CROP TYPE FOR PRIVATE PEASANT HOLDINGS

GEDEO ZONE

Crop	All		Rural		Urban
			Production(QT)		Production (QT)
	Production(QT)	%	Meher	Belg	Meher
All	418476.3		294118.6	122035.6	2322.1
Grain Crops	183252	100	171647.4	10001.46	1603.2
Cereals	156631.5	85.47	149823.1	5291.26	1517.09
Teff	1164.12	0.64	1158.86	*	2.23
Barley	36134.75	19.72	35656.68	*	226.92
Wheat	12722.26	6.94	12637.29	-	84.97
Maize	105889.7	57.78	99650.37	5037.09	1202.25
Sorghum	720.61	0.39	719.89	-	*
Finger Millet	-	-	-	-	-
Oats/"Aja"	-	-	-	-	-
Rice	-	-	-	-	-
Pulses	26529.95	14.48	21733.64	*	86.11
Horse beans	12724.35	6.94	12664.62	-	59.73
Field peas	8658.22	4.72	8631.91	-	26.31
Haricot beans	*	*	431.94	*	0.06
Chick-peas	-	-	-	-	-
Lentils	*	*	*	-	-
Vetch	-	-	-	-	-
Soya beans	-	-	-	-	-
Fenugreek	-	-	-	-	-
Gibto	-	-	-	-	-
Oilseeds	90.6	0.05	90.6	-	-
Neug	-	-	-	-	-
Linseed	20.1	0.01	20.1	-	-
Groundnuts	-	-	-	-	-
Sunflower	-	-	-	-	-
Sesame	-	-	-	-	-
Rapeseed	70.5	0.04	70.5	-	-
Vegetables	177298.4	100	67327.72	109602.5	368.21
Lettuce	-	-	-	-	-
Head cabbage	-	-	-	-	-
Ethiopian cabbage	169217.8	95.44	65457.27	103392.4	368.21
Tomatoes	-	-	-	-	-
Green peppers	*	*	1824.15	*	-
Red peppers	*	*	*	*	-
Swiss chard	-	-	-	-	-
Root crops	57925.84	100	55143.52	2431.62	350.69
Beetroot	*	*	*	-	-
Carrot	*	*	*	-	-
Onion	22747.47	39.27	22227.13	*	86.93
Potatoes	1808.79	3.12	1485.52	*	*
Garlic	*	*	-	*	*
Taro/"Godere"	12373.12	21.36	11095.59	*	2.33
Sweet potatoes	20591.48	35.55	20223.11	*	248.77

SUMMARY TABLE V-13 AREA UNDER TEMPORARY CROPS BY CROP TYPE FOR PRIVATE PEASANT HOLDINGS

## WOLAITA ZONE

Crop	All		Rural		Urban
			Area (HA)		Area (HA)
	Area (HA)	%	Meher	Belg	Meher
All	98484.9		63605.75	32936.47	1942.68
Grain Crops	68587.06	100	44265.94	23112.86	1208.26
Cereals	50230.58	73.24	35799.81	13294.08	1136.69
Teff	11833.69	17.25	10775.09	873.2	185.4
Barley	1793.15	2.61	1420.43	352.52	20.2
Wheat	2199.7	3.21	1985.77	-	213.93
Maize	31016.48	45.22	18478.43	11838.5	699.55
Sorghum	3223.62	4.7	2981.46	224.56	17.6
Finger Millet	145.19	0.21	144.42	*	-
Oats/'Aja'	18.74	0.03	*	*	-
Rice	-	-	-	-	-
Pulses	18303.03	26.69	8412.9	9818.78	71.35
Horse beans	844.7	1.23	825.61	*	9.48
Field peas	1670.23	2.44	1403.11	264.22	2.9
Haricot beans	15036.42	21.92	5435.78	9544.23	56.41
Chick-peas	735.28	1.07	732.72	-	2.56
Lentils	9.06	0.01	9.06	-	-
Vetch	*	*	-	*	-
Soya beans	6.5	-	6.5	-	-
Fenugreek	*	*	*	-	-
Gibto	-	-	-	-	-
Oilseeds	53.46	0.08	53.23	-	*
Neug	-	-	-	-	-
Linseed	36.2	0.05	35.97	-	*
Groundnuts	*	*	*	-	-
Sunflower	*	*	*	-	-
Sesame	-	-	-	-	-
Rapeseed	2.93	-	2.93	-	-
Vegetables	755.3	100	682.25	67.46	*
Lettuce	*	*	*	-	-
Head cabbage	*	*	*	-	-
Ethiopian cabbage	363.83	48.17	297.82	60.61	*
Tomatoes	*	*	*	*	-
Green peppers	173.93	23.03	170.48	*	*
Red peppers	211.7	28.03	209.23	*	*
Swiss chard	*	*	*	-	-
Root crops	29142.54	100	18657.57	9756.14	728.83
Beetroot	18.05	0.06	*	*	*
Carrot	*	*	*	*	*
Onion	99.57	0.34	63.91	35.02	0.65
Potatoes	5390.05	18.5	1966.32	3413.84	9.89
Garlic	44.18	0.15	*	42.67	-
Taro/'Godere'	4202.46	14.42	3706.51	237.78	1652
Sweet potatoes	19378.64	66.5	12910.54	6008.86	459.24

SUMMARY TABLE V-14- PRODUCTION OF TEMPORARY CROPS BY CROP TYPE FOR PRIVATE PEASANT HOLDINGS

WOLAITA ZONE

Crop	All		Rural		Urban
			Production(QT)		Production (QT)
	Production(QT)	%	Meher	Belg	Meher
All	3122244		2365965	724278.1	32000.61
Grain Crops	676897	100	512183.5	155155.6	9557.92
Cereals	513082.3	75.8	444868.4	59009.74	9204.14
Teff	71849.92	10.61	69860.21	947.43	1042.29
Barley	12305.13	1.82	11554.03	637.95	113.14
Wheat	25115.03	3.71	24378.05	-	736.98
Maize	375833	55.52	311704.4	56877.51	7251.11
Sorghum	26956.46	3.98	26482.4	413.45	60.61
Finger Millet	956.06	0.14	835.58	*	-
Oats/'Aja'	*	*	*	*	-
Rice	-	-	-	-	-
Pulses	163538.9	24.16	67039.69	96145.84	353.32
Horse beans	7875.1	1.16	7752.17	*	46.07
Field peas	10949.57	1.62	10265.79	674.88	8.9
Haricot beans	140262.2	20.72	44585.17	95394.09	282.9
Chick-peas	4373.79	0.65	4358.34	-	15.45
Lentils	25.61	-	25.61	-	-
Vetch	-	-	-	-	-
Soya beans	52.62	-	52.62	-	-
Fenugreek	-	-	-	-	-
Gibto	-	-	-	-	-
Oilseeds	275.89	0.04	275.42	-	*
Neug	*	*	*	-	*
Linseed	*	*	*	-	-
Groundnuts	*	*	*	-	-
Sunflower	*	*	*	-	-
Sesame	-	-	-	-	-
Rapeseed	3.04	-	3.04	-	-
Vegetables	54789	100	50059.21	*	69.1
Lettuce	*	*	*	-	-
Head cabbage	*	*	*	-	-
Ethiopian cabbage	29974.64	54.71	29443.65	*	54.62
Tomatoes	*	*	*	*	0.01
Green peppers	21048.17	38.42	16851.11	*	*
Red peppers	3326.83	6.07	3326.37	-	*
Swiss chard	-	-	-	-	-
Root crops	2390558	100	1803722	564461.9	22373.58
Beetroot	*	*	*	*	-
Carrot	*	*	*	*	3.5
Onion	9927.55	0.42	8335.13	*	*
Potatoes	596415.7	24.95	206464	388750	1201.71
Garlic	*	*	*	*	-
Taro/'Godere'	312657.4	13.08	296521.2	*	35.42
Sweet potatoes	1469256	61.46	1291054	165174.9	13027.25

SUMMARY TABLE V-15 AREA UNDER TEMPORARY CROPS BY CROP TYPE FOR PRIVATE PEASANT HOLDINGS

## SOUTH OMO ZONE

Crop	All		Rural		Urban
			Area (HA)		Area (HA)
	Area (HA)	%	Meher	Belg	Meher
All	38796.41		21751.27	16883.45	161.69
Grain Crops	37682.7	100	20811.61	16714.58	156.51
Cereals	33247.3	88.23	17895.5	15200.9	150.89
Teff	2016.65	5.35	1986.59	14.33	15.73
Barley	2092.6	5.55	2013.98	*	4.13
Wheat	558.38	1.48	548.27	*	*
Maize	14741.92	39.12	5297.82	9347.34	96.76
Sorghum	13580.74	36.04	7990.61	5563.6	26.53
Finger Millet	256.68	0.68	57.91	196.24	2.53
Oats/'Aja"	*	*	*	-	-
Rice	-	-	-	-	-
Pulses	4192.95	11.13	2715.31	1472.02	5.62
Horse beans	1098.49	2.92	1089.93	*	-
Field peas	821.52	2.18	711.04	*	*
Haricot beans	2260.87	6	902.26	1355.27	3.34
Chick-peas	*	*	*	-	-
Lentils	*	*	*	-	-
Vetch	*	*	*	-	-
Soya beans	*	*	*	-	-
Fenugreek	*	*	*	-	-
Gibto	-	-	-	-	-
Oilseeds	242.46	0.64	200.8	41.66	-
Neug	*	*	*	-	-
Linseed	32.16	0.09	32.16	-	-
Groundnuts	*	*	*	*	-
Sunflower	167.79	0.45	130.09	37.7	-
Sesame	23.37	0.06	22.16	*	-
Rapeseed	*	*	*	-	-
Vegetables	175.08	100	126.73	48.08	*
Lettuce	-	-	-	-	-
Head cabbage	*	*	*	-	-
Ethiopian cabbage	147.87	84.46	99.76	48	*
Tomatoes	*	*	*	*	*
Green peppers	*	*	*	*	*
Red peppers	0.65	0.37	0.65	-	-
Swiss chard	*	*	*	-	-
Root crops	938.63	100	812.93	120.79	4.9
Beetroot	-	-	-	-	-
Carrot	*	*	*	-	-
Onion	58.77	6.26	33.19	24.58	*
Potatoes	98.48	10.49	*	*	1.08
Garlic	4.81	0.51	2.48	*	-
Taro/'Godere'	604.04	64.35	557.8	45.21	19
Sweet potatoes	172.52	18.38	140.4	30.32	1.8

SUMMARY TABLE V-16- PRODUCTION OF TEMPORARY CROPS BY CROP TYPE FOR PRIVATE PEASANT HOLDINGS

SOUTH OMO ZONE

Crop	All		Rural		Urban
			Production(QT)		Production (QT)
	Production(QT)	%	Meher	Belg	Meher
All	490960.4		309532.3	180083.1	1345
Grain Crops	397622.7	100	224736.7	171834.1	1051.83
Cereals	360479.3	90.66	195959.4	163493.7	1026.23
Teff	16400.47	4.12	16294.72	*	101.1
Barley	20895.72	5.26	20883.43	*	*
Wheat	9404.98	2.37	9393.51	*	*
Maize	182582.1	45.92	77690.86	104115	776.28
Sorghum	129020.8	32.45	71365.4	57532.11	123.26
Finger Millet	*	*	331.46	*	6.63
Oats/"Aja"	-	-	-	-	-
Rice	-	-	-	-	-
Pulses	35697.48	8.98	27376.51	8295.36	25.61
Horse beans	12845.05	3.23	12842.83	*	-
Field peas	5481.7	1.38	5453.61	*	*
Haricot beans	17347.53	4.36	9056.89	8271.1	19.54
Chick-peas	-	-	-	-	-
Lentils	*	*	*	-	-
Vetch	-	-	-	-	-
Soya beans	-	-	-	-	-
Fenugreek	-	-	-	-	-
Gibto	-	-	-	-	-
Oilseeds	1445.94	0.36	1400.83	45.1	-
Neug	-	-	-	-	-
Linseed	76.59	0.02	76.59	-	-
Groundnuts	54.97	0.01	52.13	*	-
Sunflower	1241.9	0.31	1199.64	*	-
Sesame	65.93	0.02	65.93	-	-
Rapeseed	*	*	*	-	-
Vegetables	13926.68	100	12986.24	*	*
Lettuce	-	-	-	-	-
Head cabbage	*	*	*	-	-
Ethiopian cabbage	10909.79	78.34	9975.88	*	*
Tomatoes	*	*	-	-	*
Green peppers	*	*	*	-	*
Red peppers	5.52	0.04	5.52	-	-
Swiss chard	*	*	*	-	-
Root crops	79411.03	100	71809.31	*	274.76
Beetroot	-	-	-	-	-
Carrot	-	-	-	-	-
Onion	4873.49	6.14	4475.9	288.92	*
Potatoes	*	*	*	*	51.56
Garlic	377.25	0.48	368.1	*	-
Taro/"Godere"	44763.87	56.37	44624.16	*	*
Sweet potatoes	20845.12	26.25	14040.2	*	96.36

SUMMARY TABLE V-17 AREA UNDER TEMPORARY CROPS BY CROP TYPE FOR PRIVATE PEASANT HOLDINGS

## SHAKA ZONE

Crop	All		Rural		Urban
	Area (HA)	%	Area (HA)		Area (HA)
			Meher	Belg	Meher
All	17218.97		9781.15	7332.26	105.55
Grain Crops	16466.7	100	9252.58	7113.74	100.38
Cereals	13944.62	84.68	7128	6719.48	97.14
Teff	638.05	3.87	587.97	*	24.68
Barley	283.93	1.72	279.31	*	1.96
Wheat	210.74	1.28	210.64	-	*
Maize	7585.57	46.07	1154.13	6422.15	9.29
Sorghum	4724.88	28.69	4664.73	3.8	56.35
Finger Millet	498.38	3.03	*	265.48	4.76
Oats/"Aja"	*	*	*	-	-
Rice	-	-	-	-	-
Pulses	2496.09	15.16	2098.58	394.27	3.24
Horse beans	814.85	4.95	758.82	54.65	1.38
Field peas	1262.44	7.67	1260.59	-	1.85
Haricot beans	416.54	2.53	77.15	339.39	-
Chick-peas	-	-	-	-	-
Lentils	*	*	-	*	-
Vetch	*	*	*	-	-
Soya beans	*	*	*	-	-
Fenugreek	*	*	*	*	-
Gibto	-	-	-	-	-
Oilseeds	*	*	*	-	-
Neug	-	-	-	-	-
Linseed	*	*	*	-	-
Groundnuts	-	-	-	-	-
Sunflower	*	*	*	-	-
Sesame	*	*	*	-	-
Rapeseed	9.65	0.06	9.65	-	-
Vegetables	221.36	100	168.78	49.34	3.24
Lettuce	-	-	-	-	-
Head cabbage	*	*	-	*	-
Ethiopian cabbage	93.95	42.44	46.72	45.26	1.98
Tomatoes	*	*	*	*	*
Green peppers	30.64	13.84	28.35	*	0.04
Red peppers	*	*	*	*	*
Swiss chard	*	*	*	-	-
Root crops	530.9	100	359.8	169.18	1.93
Beetroot	*	*	*	*	-
Carrot	*	*	*	-	-
Onion	*	*	*	*	*
Potatoes	*	*	28.05	*	*
Garlic	7.69	1.45	2.62	*	-
Taro/"Godere"	282.1	53.14	253.82	26.45	41
Sweet potatoes	*	*	*	*	*

SUMMARY TABLE V-18- PRODUCTION OF TEMPORARY CROPS BY CROP TYPE FOR PRIVATE PEASANT HOLDINGS

SHAKA ZONE

Crop	All		Rural		Urban
	Production(QT)	%	Production(QT)		Production (QT)
			Meher	Belg	Meher
All	224233.1		165817.5	57403.37	1012.23
Grain Crops	175839.1	100	123891.7	51233.79	713.67
Cereals	162030.8	92.15	111762.8	49573.9	694.1
Teff	3895.26	2.22	3797.52	*	75.91
Barley	1791.91	1.02	1785.15	*	6.49
Wheat	*	*	*	-	-
Maize	66126.15	37.61	18552.21	47480.12	93.82
Sorghum	83181.81	47.31	82693.54	*	487.48
Finger Millet	*	*	*	*	*
Oats/"Aja"	*	*	*	-	-
Rice	-	-	-	-	-
Pulses	13675.4	7.78	11995.95	1659.88	19.56
Horse beans	4782.93	2.72	4443.69	330.74	8.5
Field peas	6500.49	3.7	6489.43	-	11.06
Haricot beans	2391.98	1.36	*	1329.14	-
Chick-peas	-	-	-	-	-
Lentils	-	-	-	-	-
Vetch	-	-	-	-	-
Soya beans	-	-	-	-	-
Fenugreek	-	-	-	-	-
Gibto	-	-	-	-	-
Oilseeds	*	*	*	-	-
Neug	-	-	-	-	-
Linseed	*	*	*	-	-
Groundnuts	-	-	-	-	-
Sunflower	-	-	-	-	-
Sesame	*	*	*	-	-
Rapeseed	*	*	*	-	-
Vegetables	13103.13	100	8647.08	4207.9	248.14
Lettuce	-	-	-	-	-
Head cabbage	-	-	-	-	-
Ethiopian cabbage	8342.99	63.67	4660.91	3572.06	110.02
Tomatoes	*	*	*	*	*
Green peppers	3317.53	25.32	2643.81	*	45.83
Red peppers	1088.1	8.3	1079.2	-	*
Swiss chard	*	*	*	-	-
Root crops	35290.86	100	33278.75	1961.69	50.43
Beetroot	*	*	*	-	-
Carrot	*	*	*	-	-
Onion	*	*	*	*	*
Potatoes	*	*	2944.86	*	*
Garlic	486.23	1.38	348.81	137.42	-
Taro/"Godere"	20584.22	58.33	20305.64	*	94.82
Sweet potatoes	*	*	*	*	*

SUMMARY TABLE V-19 AREA UNDER TEMPORARY CROPS BY CROP TYPE FOR PRIVATE PEASANT HOLDINGS

## KAFFA ZONE

Crop	All		Rural		Urban
			Area (HA)		Area (HA)
	Area (HA)	%	Meher	Belg	Meher
All	123310		83735.36	38163.74	1410.95
Grain Crops	120178.4	100	81579.91	37288.17	1310.35
Cereals	92965.74	77.36	57945.92	33866.25	1153.57
Teff	15621.86	13	15189.45	219.96	212.45
Barley	11348.51	9.44	7839.55	3430.84	78.12
Wheat	8253.25	6.87	8186.64	*	64.2
Maize	48451.45	40.32	17850.09	29962.65	638.71
Sorghum	8173.42	6.8	7896.41	*	44.79
Finger Millet	940.52	0.78	810.71	14.52	*
Oats/'Aja''	176.74	0.15	173.07	*	*
Rice	-	-	-	-	-
Pulses	27112.03	22.56	23534.23	3421.59	156.22
Horse beans	14139.67	11.77	13644.39	418.65	76.63
Field peas	8332.86	6.93	8299.05	10.13	23.68
Haricot beans	4616.48	3.84	1568.61	2991.95	55.92
Chick-peas	*	*	*	-	-
Lentils	*	*	*	-	-
Vetch	*	*	*	*	-
Soya beans	*	*	*	-	-
Fenugreek	*	*	2.33	*	-
Gibto	*	*	*	-	-
Oilseeds	100.65	0.08	99.76	*	*
Neug	*	*	*	-	-
Linseed	50.71	0.04	50.18	-	*
Groundnuts	*	*	*	-	-
Sunflower	*	*	*	-	-
Sesame	*	*	*	*	-
Rapeseed	13.83	0.01	13.81	-	*
Vegetables	1567.34	100	804.35	680.68	82.31
Lettuce	*	*	*	-	-
Head cabbage	*	*	*	*	*
Ethiopian cabbage	1039.35	66.31	304.5	660.28	74.58
Tomatoes	*	*	-	*	*
Green peppers	34.02	2.17	28.83	4.06	*
Red peppers	466.39	29.76	460.19	*	6.18
Swiss chard	*	*	*	*	-
Root crops	1564.29	100	1351.1	194.89	18.3
Beetroot	2.58	0.16	0.91	1.13	*
Carrot	0.5	0.03	*	-	*
Onion	25.89	1.66	14.46	11.32	0.11
Potatoes	141.4	9.04	41.74	98.76	*
Garlic	41.82	2.67	24.04	17.69	0.1
Taro/'Godere'	1326.23	84.78	1253.9	56.1	16.23
Sweet potatoes	25.85	1.65	15.92	9.9	*

SUMMARY TABLE V-20- PRODUCTION OF TEMPORARY CROPS BY CROP TYPE FOR PRIVATE PEASANT HOLDINGS

KAFFA ZONE

Crop	All		Rural		Urban
			Production(QT)		Production (QT)
	Production(QT)	%	Meher	Belg	Meher
All	1397865		1096739	281871.7	19254.48
Grain Crops	1225980	100	947362.6	263709.4	14908.46
Cereals	1008331	82.25	755959.3	238041.1	14330.47
Teff	121725.5	9.93	119437.2	1534.76	753.53
Barley	89327.05	7.29	73132.3	15769.72	425.02
Wheat	93216.93	7.6	92799.58	*	384.09
Maize	586777.4	47.86	356130.9	218442.2	12204.29
Sorghum	103660.4	8.46	101172.8	*	329.39
Finger Millet	11671.66	0.95	11342.43	*	234.05
Oats/'Aja'	1951.91	0.16	1943.98	*	*
Rice	-	-	-	-	-
Pulses	217381.7	17.73	191136.4	25668.29	576.96
Horse beans	127557.5	10.4	117994.2	9264.47	298.81
Field peas	61486.06	5.02	61346.22	*	98.44
Haricot beans	28310.53	2.31	11768.39	16362.43	179.71
Chick-peas	-	-	-	-	-
Lentils	*	*	*	-	-
Vetch	*	*	*	-	-
Soya beans	-	-	-	-	-
Fenugreek	*	*	*	-	-
Gibto	-	-	-	-	-
Oilseeds	267.91	0.02	266.88	-	*
Neug	*	*	*	-	-
Linseed	164.04	0.01	163.01	-	*
Groundnuts	-	-	-	-	-
Sunflower	-	-	-	-	-
Sesame	-	-	-	-	-
Rapeseed	33.54	-	33.54	-	-
Vegetables	50330.9	100	37415.93	*	3879.78
Lettuce	*	*	*	-	-
Head cabbage	*	*	*	*	*
Ethiopian cabbage	39766.37	79.01	30449.55	*	712.23
Tomatoes	1.87	-	-	-	1.87
Green peppers	5975.47	11.87	2846.67	158.79	*
Red peppers	2853.36	5.67	2819.69	-	33.67
Swiss chard	*	*	*	-	-
Root crops	121553.5	100	111960.2	9127.08	466.25
Beetroot	133.46	0.11	118.55	*	*
Carrot	28.52	0.02	*	-	*
Onion	2818.69	2.32	1950.78	861.85	6.06
Potatoes	10985.94	9.04	4382.3	*	*
Garlic	4363.56	3.59	3594.72	763.17	*
Taro/'Godere'	101532	83.53	100306.2	811.28	414.54
Sweet potatoes	1691.3	1.39	1592.09	*	*

SUMMARY TABLE V-21 AREA UNDER TEMPORARY CROPS BY CROP TYPE FOR PRIVATE PEASANT HOLDINGS

## GAMOGOFA ZONE

Crop	All		Rural		Urban
	Area (HA)	%	Area (HA)		Area (HA)
			Meher	Belg	Meher
All	136502.6		87740.76	47982.81	779.03
Grain Crops	122487.9	100	78663.81	43077.66	746.47
Cereals	105357.5	86.01	67845.3	36807.97	704.21
Teff	21354.66	17.43	20497.48	727.37	129.81
Barley	17797.96	14.53	14699.35	3045.08	53.53
Wheat	7654.65	6.25	7334.63	267.83	52.19
Maize	46604.87	38.05	16149.14	30030.14	425.59
Sorghum	11625.56	9.49	8917.71	2665.03	42.81
Finger Millet	295.56	0.24	225.7	*	-
Oats/'Aja'	24.21	0.02	*	*	*
Rice	-	-	-	-	-
Pulses	16180.41	13.21	10263.49	5874.84	42.08
Horse beans	4076.9	3.33	3941.23	119.54	16.13
Field peas	3601.43	2.94	2834.43	754.14	12.85
Haricot beans	7757.63	6.33	2780.62	4967.5	9.51
Chick-peas	581.06	0.47	579.4	-	*
Lentils	91.02	0.07	70.04	*	1.93
Vetch	*	*	*	-	-
Soya beans	27.5	0.02	27.5	-	-
Fenugreek	35.34	0.03	20.73	14.6	-
Gibto	-	-	-	-	-
Oilseeds	950.05	0.78	555.02	394.85	0.18
Neug	29.3	0.02	*	*	-
Linseed	57.82	0.05	56.88	*	0.18
Groundnuts	797.99	0.65	411.78	386.21	-
Sunflower	7.64	-	6.01	1.63	-
Sesame	48.18	0.04	43.19	*	-
Rapeseed	*	*	*	-	-
Vegetables	843.98	100	440.03	399.15	4.81
Lettuce	-	-	-	-	-
Head cabbage	*	*	*	*	*
Ethiopian cabbage	722.13	85.56	340.21	377.46	4.47
Tomatoes	41.07	4.87	33.66	*	-
Green peppers	47.06	5.58	37.11	*	*
Red peppers	6.73	0.8	6.18	*	-
Swiss chard	*	*	*	*	-
Root crops	13170.69	100	8636.93	4506.01	27.75
Beetroot	*	*	*	*	0.06
Carrot	0.27	-	*	*	0.05
Onion	171.67	1.3	90.76	80.8	*
Potatoes	5123.42	38.9	2262.3	2847.23	13.88
Garlic	50.15	0.38	15.45	34.7	-
Taro/'Godere'	2563.3	19.46	2076.26	482.96	4.08
Sweet potatoes	5260.1	39.94	4190.42	1060.12	9.56

SUMMARY TABLE V-22- PRODUCTION OF TEMPORARY CROPS BY CROP TYPE FOR PRIVATE PEASANT HOLDINGS

GAMOGOFA ZONE

Crop	All		Rural		Urban
			Production(QT)		Production (QT)
	Production(QT)	%	Meher	Belg	Meher
All	2402396		1738109	655652.9	8634.08
Grain Crops	1184209	100	857997.7	320374	5837.65
Cereals	1031447	87.1	761813.7	264143.3	5489.96
Teff	141176.6	11.92	137756.1	2766.69	653.77
Barley	201607.3	17.02	167836.8	33356.47	414.04
Wheat	90331.29	7.63	87176.87	2781.06	373.36
Maize	488194.4	41.23	272456.9	211952.5	3785.03
Sorghum	107174.2	9.05	93777.7	13132.72	263.75
Finger Millet	2707.77	0.23	2658.43	*	-
Oats/"Aja"	*	*	*	*	-
Rice	-	-	-	-	-
Pulses	145480.9	12.29	93538.23	51595.49	347.21
Horse beans	47586.75	4.02	41575.06	*	221.4
Field peas	32353.89	2.73	26276.62	*	105.85
Haricot beans	59756.29	5.05	20934.57	38807.83	13.89
Chick-peas	4103.26	0.35	4100.11	-	*
Lentils	579.18	0.05	481.4	*	2.93
Vetch	-	-	-	-	-
Soya beans	103.62	-	103.62	-	-
Fenugreek	*	*	66.84	*	-
Gibto	-	-	-	-	-
Oilseeds	*	*	2645.74	*	0.48
Neug	*	*	*	*	-
Linseed	258.13	0.02	256.74	*	0.48
Groundnuts	*	*	2133.21	*	-
Sunflower	28.33	-	21.63	*	-
Sesame	127.16	0.01	127.08	*	-
Rapeseed	*	*	*	-	-
Vegetables	74264.15	100	42852.93	31288.4	122.82
Lettuce	-	-	-	-	-
Head cabbage	126.19	0.17	*	-	*
Ethiopian cabbage	65022.4	87.56	34001.81	30909.04	111.55
Tomatoes	5419.07	7.3	5048.4	*	-
Green peppers	3619.82	4.87	3612.14	*	*
Red peppers	76.67	0.1	75.12	*	-
Swiss chard	-	-	-	-	-
Root crops	1143922	100	837258.3	303990.5	2673.61
Beetroot	*	*	*	*	*
Carrot	*	*	*	*	1.21
Onion	14792.27	1.29	12253.27	2533.64	*
Potatoes	395197.4	34.55	237542	156056.8	1598.5
Garlic	*	*	2314.65	*	-
Taro/'Godere'	188127.9	16.45	165882.6	21987.57	257.76
Sweet potatoes	514283.6	44.96	419041.6	94433.99	808.07

SUMMARY TABLE V-23 AREA UNDER TEMPORARY CROPS BY CROP TYPE FOR PRIVATE PEASANT HOLDINGS

## BENCH MAJI ZONE

Crop	All		Rural		Urban
			Area (HA)		Area (HA)
	Area (HA)	%	Meher	Belg	Meher
All	45005.96		21885.81	22923.06	197.09
Grain Crops	39993.57	100	18365.08	21442.25	186.24
Cereals	34924.02	87.32	16237.87	18513.87	172.28
Teff	2007.25	5.02	1940.93	47.1	19.22
Barley	1029.92	2.58	664.23	360.23	5.46
Wheat	269.86	0.67	237.86	29.42	*
Maize	27582.75	68.97	9452.7	18011.97	118.08
Sorghum	3854.94	9.64	3810.71	*	25.49
Finger Millet	174.49	0.44	126.63	46.42	1.44
Oats/"Aja"	4.81	0.01	4.81	-	-
Rice	-	-	-	-	-
Pulses	4905.63	12.27	1963.32	2928.34	13.97
Horse beans	985.43	2.46	894.5	82.93	8
Field peas	678.28	1.7	643.91	28.77	5.6
Haricot beans	3219.31	8.05	413.73	2805.21	0.37
Chick-peas	-	-	-	-	-
Lentils	10.32	0.03	6.53	3.79	-
Vetch	*	*	*	-	-
Soya beans	4.68	0.01	0.4	4.28	-
Fenugreek	4.9	0.01	*	*	-
Gibto	*	*	*	*	-
Oilseeds	163.92	0.41	163.89	*	-
Neug	*	*	*	-	-
Linseed	12.17	0.03	12.14	*	-
Groundnuts	*	*	*	-	-
Sunflower	*	*	*	-	-
Sesame	*	*	*	-	-
Rapeseed	68.84	0.17	68.84	-	-
Vegetables	919.96	100	271.7	645.05	3.21
Lettuce	-	-	-	-	-
Head cabbage	*	*	*	*	*
Ethiopian cabbage	817.75	88.89	195.3	619.79	2.65
Tomatoes	*	*	*	*	*
Green peppers	67.12	7.3	54.46	12.42	0.24
Red peppers	*	*	*	*	*
Swiss chard	*	*	*	-	-
Root crops	4092.43	100	3249.02	835.76	7.64
Beetroot	*	*	*	*	-
Carrot	*	*	*	*	*
Onion	14.36	0.35	4.13	10.03	*
Potatoes	2.41	0.06	0.72	1.69	-
Garlic	7.75	0.19	1.59	6.16	-
Taro/'Godere'	4025.44	98.36	3207.87	810.3	534
Sweet potatoes	*	*	*	*	0.09

SUMMARY TABLE V-24 PRODUCTION OF TEMPORARY CROPS BY CROP TYPE FOR PRIVATE PEASANT HOLDINGS

BENCH MAJI ZONE

Crop	All		Rural		Urban
			Production(QT)		Production (QT)
	Production(QT)	%	Meher	Belg	Meher
All	1104727		536817.4	565099.6	2810.33
Grain Crops	772765.9	100	250359.1	520158.4	2248.33
Cereals	732296	94.76	231467.1	498696.7	2132.22
Teff	12191.77	1.58	12008.26	22.89	160.62
Barley	7027.56	0.91	5876.36	1117.51	33.69
Wheat	2218.65	0.29	1919.84	283.89	*
Maize	651118.6	84.26	153163.9	496345.3	1609.43
Sorghum	56670.3	7.33	56365.19	*	296.2
Finger Millet	3011.17	0.39	2075.59	*	17.37
Oats/'Aja'	57.94	-	57.94	-	-
Rice	-	-	-	-	-
Pulses	40070.79	5.19	18492.91	21461.76	116.12
Horse beans	8336.95	1.08	8080.93	185.61	70.41
Field peas	5481.76	0.71	5324.68	*	41.43
Haricot beans	26228.89	3.39	5064.21	21160.41	4.27
Chick-peas	-	-	-	-	-
Lentils	22.2	-	22.11	0.09	-
Vetch	-	-	-	-	-
Soya beans	-	-	-	-	-
Fenugreek	*	*	*	-	-
Gibto	-	-	-	-	-
Oilseeds	399.09	0.05	399.09	-	-
Neug	-	-	-	-	-
Linseed	53.32	-	53.32	-	-
Groundnuts	-	-	-	-	-
Sunflower	-	-	-	-	-
Sesame	*	*	*	-	-
Rapeseed	104.61	0.01	104.61	-	-
Vegetables	40882.33	100	25425.64	15341.9	114.79
Lettuce	-	-	-	-	-
Head cabbage	*	*	*	-	*
Ethiopian cabbage	34368.22	84.07	19530.23	14729.36	108.62
Tomatoes	*	*	*	*	-
Green peppers	6061.99	14.83	5445.64	612.31	*
Red peppers	*	*	*	-	-
Swiss chard	-	-	-	-	-
Root crops	291079.1	100	261032.6	29599.23	447.21
Beetroot	*	*	*	-	-
Carrot	*	*	*	-	*
Onion	843.84	0.29	558.03	278.91	6.89
Potatoes	91.06	0.03	75.12	*	-
Garlic	240.58	0.08	238.17	2.42	-
Taro/'Godere'	284992.2	97.91	256629.7	27931.18	95.16
Sweet potatoes	*	*	*	*	*

SUMMARY TABLE V-25 AREA UNDER TEMPORARY CROPS BY CROP TYPE FOR PRIVATE PEASANT HOLDINGS

## YEM SPECIAL WEREDA

Crop	All		Rural		Urban	
			Area (HA)		Area (HA)	
	Area (HA)	%	Meher	Belg	Meher	
All	14251.6		13414.7	742.71		94.19
Grain Crops	13800.2	100	13096.54	609.47		94.19
Cereals	11105.5	80.47	10515.73	510.34		79.43
Teff	3722.03	26.97	3718.93	-		3.1
Barley	1723.42	12.49	1374.79	328.48		20.15
Wheat	3153.95	22.85	3097.77	-		56.18
Maize	1880.2	13.62	1704.55	175.65		-
Sorghum	616.45	4.47	610.24	*		-
Finger Millet	-	-	-	-		-
Oats/"Aja"	9.46	0.07	9.46	-		-
Rice	-	-	-	-		-
Pulses	2492.98	18.06	2379.09	99.13		14.76
Horse beans	1403.28	10.17	1389.48	*		10.85
Field peas	886.16	6.42	882.29	-		3.87
Haricot beans	99.5	0.72	3.6	95.9		-
Chick-peas	*	*	*	-		-
Lentils	89.58	0.65	89.58	-		-
Vetch	*	*	*	-		-
Soya beans	-	-	-	-		-
Fenugreek	3.11	0.02	2.79	*		0.04
Gibto	-	-	-	-		-
Oilseeds	201.72	1.46	201.72	-		-
Neug	46.51	0.34	46.51	-		-
Linseed	148.12	1.07	148.12	-		-
Groundnuts	-	-	-	-		-
Sunflower	-	-	-	-		-
Sesame	-	-	-	-		-
Rapeseed	7.09	0.05	7.09	-		-
Vegetables	101.87	100	61.7	40.17		-
Lettuce	*	*	*	-		-
Head cabbage	*	*	*	-		-
Ethiopian cabbage	94.86	93.12	55.89	38.97		-
Tomatoes	*	*	*	*		-
Green peppers	1.92	1.88	1.83	*		-
Red peppers	*	*	*	*		-
Swiss chard	*	*	*	*		-
Root crops	349.53	100	256.45	93.08		-
Beetroot	0.51	0.15	0.49	*		-
Carrot	0.23	0.07	0.23	-		-
Onion	0.35	0.1	0.32	*		-
Potatoes	124.5	35.62	55.12	69.38		-
Garlic	5.35	1.53	4.56	0.79		-
Taro/"Godere"	193.48	55.35	171.61	21.87		-
Sweet potatoes	25.11	7.18	24.12	*		-

SUMMARY TABLE V-26- PRODUCTION OF TEMPORARY CROPS BY CROP TYPE FOR PRIVATE PEASANT HOLDINGS

YEM SPECIAL WEREDA

Crop	All		Rural		Urban
	Production(QT)	%	Production(QT)		Production (QT)
			Meher	Belg	Meher
All	167104.9		150128.4	15935.38	1041.03
Grain Crops	124924	100	121360.4	2522.66	1041.03
Cereals	105004.6	84.05	101601.1	2502.22	901.26
Teff	31314.34	25.07	31300.28	-	14.06
Barley	12236.72	9.8	11799.48	257.04	180.2
Wheat	30549.77	24.45	29842.77	-	707
Maize	24562.49	19.66	22390.46	2172.03	-
Sorghum	6269.52	5.02	6196.36	*	-
Finger Millet	-	-	-	-	-
Oats/"Aja"	71.74	0.06	71.74	-	-
Rice	-	-	-	-	-
Pulses	19506.62	15.61	19346.43	*	139.76
Horse beans	13032.14	10.43	12932.64	*	79.06
Field peas	6065.52	4.86	6004.82	-	60.7
Haricot beans	-	-	-	-	-
Chick-peas	*	*	*	-	-
Lentils	357.38	0.29	357.38	-	-
Vetch	-	-	-	-	-
Soya beans	-	-	-	-	-
Fenugreek	9.18	-	9.18	-	-
Gibto	-	-	-	-	-
Oilseeds	412.82	0.33	412.82	-	-
Neug	93.55	0.07	93.55	-	-
Linseed	305.56	0.24	305.56	-	-
Groundnuts	-	-	-	-	-
Sunflower	-	-	-	-	-
Sesame	-	-	-	-	-
Rapeseed	13.71	0.01	13.71	-	-
Vegetables	11683.62	100	6108.53	*	-
Lettuce	-	-	-	-	-
Head cabbage	*	*	*	-	-
Ethiopian cabbage	11164.24	95.55	5589.15	*	-
Tomatoes	*	*	*	-	-
Green peppers	183.16	1.57	183.16	-	-
Red peppers	*	*	*	-	-
Swiss chard	*	*	*	-	-
Root crops	30497.19	100	22659.56	*	-
Beetroot	64.09	0.21	63.06	*	-
Carrot	28.29	0.09	28.29	-	-
Onion	43.9	0.14	43.08	*	-
Potatoes	13603.31	44.61	5787.33	*	-
Garlic	613.59	2.01	596.51	*	-
Taro/'Godere'	13729.09	45.02	13729.09	-	-
Sweet potatoes	2414.91	7.92	2412.19	*	-

SUMMARY TABLE V-27 AREA UNDER TEMPORARY CROPS BY CROP TYPE FOR PRIVATE PEASANT HOLDINGS

## AMARO SPECIAL WEREDA

Crop	All		Rural		Urban
			Area (HA)		Area (HA)
	Area (HA)	%	Meher	Belg	Meher
All	8053.57		4857.74	3143.74	52.09
Grain Crops	7846.16	100	4704.76	3089.31	52.09
Cereals	6562.88	83.64	3928.27	2583.31	51.3
Teff	2929.53	37.34	1995.78	914.36	19.38
Barley	1236.03	15.75	1009.53	224.86	*
Wheat	517.58	6.6	440.67	76.91	-
Maize	1649.16	21.02	294.67	1324.19	30.29
Sorghum	227.56	2.9	184.58	*	-
Finger Millet	-	-	-	-	-
Oats/"Aja"	*	*	*	-	-
Rice	-	-	-	-	-
Pulses	1281.58	16.33	775.28	505.52	*
Horse beans	273.22	3.48	213.82	58.88	*
Field peas	445.48	5.68	389.21	56.09	*
Haricot beans	500.7	6.38	117.31	383.31	*
Chick-peas	*	*	*	*	-
Lentils	14.52	0.19	13.29	*	-
Vetch	*	*	*	*	-
Soya beans	*	*	-	*	-
Fenugreek	*	*	*	-	-
Gibto	-	-	-	-	-
Oilseeds	1.69	0.02	1.22	*	-
Neug	-	-	-	-	-
Linseed	*	*	*	*	-
Groundnuts	*	*	*	-	-
Sunflower	*	*	*	-	-
Sesame	-	-	-	-	-
Rapeseed	*	*	*	-	-
Vegetables	115.17	100	78.33	36.84	-
Lettuce	-	-	-	-	-
Head cabbage	-	-	-	-	-
Ethiopian cabbage	109.51	95.09	72.68	36.84	-
Tomatoes	-	-	-	-	-
Green peppers	*	*	*	-	-
Red peppers	*	*	*	-	-
Swiss chard	-	-	-	-	-
Root crops	92.25	100	74.64	17.59	*
Beetroot	-	-	-	-	-
Carrot	-	-	-	-	-
Onion	*	*	*	1.27	-
Potatoes	*	*	*	-	-
Garlic	3.57	3.87	-	3.57	-
Taro/'Godere'	1.22	1.32	1.22	-	-
Sweet potatoes	51.49	55.82	38.73	12.75	*

SUMMARY TABLE V-28- PRODUCTION OF TEMPORARY CROPS BY CROP TYPE FOR PRIVATE PEASANT HOLDINGS

AMARO SPECIAL WEREDA

Crop	All		Rural		Urban
	Production(QT)	%	Production(QT)		Production (QT)
			Meher	Belg	Meher
All	85313.25		60234.82	25038.14	40.29
Grain Crops	64670.45	100	44413.55	20217.51	39.38
Cereals	48422.37	74.88	38733.37	9650.64	38.36
Teff	19617.75	30.34	18532.49	1066.38	18.88
Barley	9591.29	14.83	9552.27	*	0.74
Wheat	5969.74	9.23	5745.66	*	-
Maize	12016.55	18.58	*	8037.45	18.74
Sorghum	1227.04	1.9	942.59	*	-
Finger Millet	-	-	-	-	-
Oats/"Aja"	-	-	-	-	-
Rice	-	-	-	-	-
Pulses	16244.05	25.12	5676.42	*	*
Horse beans	2130.26	3.29	2077.06	*	*
Field peas	2854.29	4.41	2846.8	7.39	*
Haricot beans	*	*	452.48	*	*
Chick-peas	*	*	*	-	-
Lentils	82.43	0.13	82.43	-	-
Vetch	-	-	-	-	-
Soya beans	-	-	-	-	-
Fenugreek	-	-	-	-	-
Gibto	-	-	-	-	-
Oilseeds	*	*	*	*	-
Neug	-	-	-	-	-
Linseed	*	*	*	*	-
Groundnuts	-	-	-	-	-
Sunflower	-	-	-	-	-
Sesame	-	-	-	-	-
Rapeseed	-	-	-	-	-
Vegetables	11897.95	100	7267.6	*	-
Lettuce	-	-	-	-	-
Head cabbage	-	-	-	-	-
Ethiopian cabbage	11897.95	100	7267.6	*	-
Tomatoes	-	-	-	-	-
Green peppers	-	-	-	-	-
Red peppers	-	-	-	-	-
Swiss chard	-	-	-	-	-
Root crops	8744.85	100	8553.66	190.28	*
Beetroot	-	-	-	-	-
Carrot	-	-	-	-	-
Onion	*	*	*	*	-
Potatoes	-	-	-	-	-
Garlic	-	-	-	-	-
Taro/"Godere"	97.74	1.12	97.74	-	*
Sweet potatoes	3942.22	45.08	3872.67	*	*

SUMMARY TABLE V-29 AREA UNDER TEMPORARY CROPS BY CROP TYPE FOR PRIVATE PEASANT HOLDINGS

## BURJI SPECIAL WEREDA

Crop	All		Rural		Urban
	Area (HA)	%	Area (HA)		Area (HA)
			Meher	Belg	Meher
All	10519.86		4489.93	5896.58	133.35
Gran Crops	10470.09	100	4467.26	5869.48	133.35
Cereals	8513.1	81.31	2949.84	5455.34	107.92
Teff	4301.89	41.09	1034.71	3232.21	34.97
Barley	324.43	3.1	189.91	122.66	11.87
Wheat	1129.76	10.79	365.9	735.21	28.65
Maize	1817.83	17.36	603.25	1187.86	26.71
Sorghum	932.29	8.9	755.23	171.35	5.71
Finger Millet	*	*	-	*	-
Oats/"Aja"	*	*	*	-	-
Rice	-	-	-	-	-
Pulses	1949.12	18.62	1512.59	411.11	25.43
Horse beans	35.48	0.34	*	15.17	-
Field peas	108.83	1.04	65.97	42.85	-
Haricot beans	1488.4	14.22	1129.53	337.1	21.77
Chick-peas	265.2	2.53	253.26	8.29	3.64
Lentils	36.83	0.35	32.28	4.55	-
Vetch	*	*	*	*	-
Soya beans	*	*	*	-	-
Fenugreek	11.36	0.11	8.35	*	*
Gibto	*	*	*	-	-
Oilseeds	7.87	0.08	*	*	-
Neug	*	*	-	*	-
Linseed	*	*	*	*	-
Groundnuts	-	-	-	-	-
Sunflower	*	*	*	-	-
Sesame	-	-	-	-	-
Rapeseed	*	*	*	-	-
Vegetables	20.94	100	10.46	10.48	-
Lettuce	*	*	*	-	-
Head cabbage	-	-	-	-	-
Ethiopian cabbage	19.7	94.08	9.22	10.48	-
Tomatoes	*	*	*	-	-
Green peppers	*	*	*	-	-
Red peppers	*	*	*	-	-
Swiss chard	*	*	*	-	-
Root crops	28.84	100	12.21	16.63	-
Beetroot	*	*	*	-	-
Carrot	-	-	-	-	-
Onion	8.86	30.72	6.5	2.36	-
Potatoes	12.34	42.79	1.77	10.57	-
Garlic	*	*	*	*	-
Taro/"Godere"	*	*	*	-	-
Sweet potatoes	3.79	13.14	3.64	*	-

SUMMARY TABLE V-30- PRODUCTION OF TEMPORARY CROPS BY CROP TYPE FOR PRIVATE PEASANT HOLDINGS

BURJI SPECIAL WEREDA

Crop	All		Rural		Urban
			Production(QT)		Production (QT)
	Production(QT)	%	Meher	Belg	Meher
All	88894.81		34751.1	53535.28	608.43
Grain Crops	84801.62	100	32418.8	51774.39	608.43
Cereals	73060.18	86.15	23623.93	48910.6	525.65
Teff	29567.43	34.87	6205.08	23194.2	168.16
Barley	1807.18	2.13	1014.62	*	23.48
Wheat	5963.19	7.03	1637.6	4260.97	64.61
Maize	29752.43	35.08	10186.17	19327.06	239.21
Sorghum	5969.94	7.04	4580.45	*	30.18
Finger Millet	-	-	-	-	-
Oats/'Aja'	-	-	-	-	-
Rice	-	-	-	-	-
Pulses	11729.39	13.83	8782.81	2863.79	82.79
Horse beans	379.55	0.45	*	*	-
Field peas	728.88	0.86	422.73	*	-
Haricot beans	8934	10.54	6584.28	2270.03	79.7
Chick-peas	1371.75	1.62	1364.51	4.17	3.08
Lentils	290.27	0.34	*	*	-
Vetch	-	-	-	-	-
Soya beans	-	-	-	-	-
Fenugreek	24.93	0.03	16.26	*	-
Gibto	-	-	-	-	-
Oilseeds	*	*	*	-	-
Neug	-	-	-	-	-
Linseed	*	*	*	-	-
Groundnuts	-	-	-	-	-
Sunflower	-	-	-	-	-
Sesame	-	-	-	-	-
Rapeseed	-	-	-	-	-
Vegetables	1050.05	100	904.39	*	-
Lettuce	-	-	-	-	-
Head cabbage	-	-	-	-	-
Ethiopian cabbage	1050.05	100	904.39	*	-
Tomatoes	-	-	-	-	-
Green peppers	-	-	-	-	-
Red peppers	-	-	-	-	-
Swiss chard	-	-	-	-	-
Root crops	3043.14	100	1427.91	*	-
Beetroot	-	-	-	-	-
Carrot	-	-	-	-	-
Onion	893.09	29.35	877.85	*	-
Potatoes	*	*	185.78	*	-
Garlic	-	-	-	-	-
Taro/'Godere'	-	-	-	-	-
Sweet potatoes	392.85	12.91	364.27	*	-

SUMMARY TABLE V-31 AREA UNDER TEMPORARY CROPS BY CROP TYPE FOR PRIVATE PEASANT HOLDINGS

## KONSO SPECIAL WEREDA

Crop	All		Rural		Urban
	Area (HA)	%	Area (HA)		Area (HA)
			Meher	Belg	Meher
All	40474.14		16660.25	23594.56	219.33
Grain Crops	40262.18	100	16481.31	23561.54	219.33
Cereals	35005.53	86.94	14353	20453.96	198.57
Teff	4970.17	12.34	2072.06	2820.21	77.9
Barley	364.48	0.91	93.78	265.72	4.98
Wheat	434.89	1.08	*	379.38	*
Maize	10553.08	26.21	3584.72	6885.56	82.81
Sorghum	18273.52	45.39	8547.25	9694.26	32.01
Finger Millet	409.37	1.02	*	408.82	-
Oats/"Aja"	-	-	-	-	-
Rice	-	-	-	-	-
Pulses	5238.14	13.01	2117.8	3099.58	20.76
Horse beans	*	*	-	*	-
Field peas	419.03	1.04	386.29	*	-
Haricot beans	4614.93	11.46	1593.86	3004.29	16.77
Chick-peas	*	*	*	*	3.99
Lentils	56.7	0.14	*	47.25	-
Vetch	*	*	-	*	-
Soya beans	*	*	*	-	-
Fenugreek	*	*	*	-	-
Gibto	*	*	*	-	-
Oilseeds	18.52	0.05	*	*	-
Neug	-	-	-	-	-
Linseed	*	*	*	*	-
Groundnuts	-	-	-	-	-
Sunflower	*	*	*	*	-
Sesame	-	-	-	-	-
Rapeseed	-	-	-	-	-
Vegetables	98.83	100	98.09	*	-
Lettuce	-	-	-	-	-
Head cabbage	-	-	-	-	-
Ethiopian cabbage	98.49	99.66	97.74	*	-
Tomatoes	*	*	*	-	-
Green peppers	-	-	-	-	-
Red peppers	*	*	*	-	-
Swiss chard	-	-	-	-	-
Root crops	113.12	100	*	*	-
Beetroot	-	-	-	-	-
Carrot	-	-	-	-	-
Onion	*	*	*	*	-
Potatoes	*	*	*	*	-
Garlic	-	-	-	-	-
Taro/'Godere'	*	*	*	-	-
Sweet potatoes	16.44	14.53	14.44	*	-

SUMMARY TABLE V-32- PRODUCTION OF TEMPORARY CROPS BY CROP TYPE FOR PRIVATE PEASANT HOLDINGS

KONSO SPECIAL WEREDA

Crop	All		Rural		Urban
			Production(QT)		Production (QT)
	Production(QT)	%	Meher	Belg	Meher
All	200174.8		87866.68	111125.5	1182.65
Grain Crops	191619.3	100	79410.96	111025.7	1182.65
Cereals	156017.4	81.42	67882.65	87164.46	970.29
Teff	28298.55	14.77	10832.57	*	338.65
Barley	*	*	*	*	*
Wheat	*	*	*	*	*
Maize	40252.09	21.01	26966.89	12873.64	411.56
Sorghum	76908.33	40.14	29447.03	47368.7	92.61
Finger Millet	*	*	-	*	-
Oats/"Aja"	-	-	-	-	-
Rice	-	-	-	-	-
Pulses	35596.18	18.58	11522.54	23861.27	212.37
Horse beans	-	-	-	-	-
Field peas	1570.44	0.82	1357	*	-
Haricot beans	32349.73	16.88	9952.51	22186.48	210.74
Chick-peas	*	*	*	*	*
Lentils	*	*	*	*	-
Vetch	-	-	-	-	-
Soya beans	-	-	-	-	-
Fenugreek	-	-	-	-	-
Gibto	-	-	-	-	-
Oilseeds	*	*	*	-	-
Neug	-	-	-	-	-
Linseed	-	-	-	-	-
Groundnuts	-	-	-	-	-
Sunflower	*	*	*	-	-
Sesame	-	-	-	-	-
Rapeseed	-	-	-	-	-
Vegetables	*	*	*	-	-
Lettuce	-	*	-	-	-
Head cabbage	-	*	-	-	-
Ethiopian cabbage	-	*	-	-	-
Tomatoes	*	*	*	-	-
Green peppers	-	*	-	-	-
Red peppers	-	*	-	-	-
Swiss chard	-	*	-	-	-
Root crops	*	*	*	*	-
Beetroot	-	*	-	-	-
Carrot	-	*	-	-	-
Onion	*	*	*	-	-
Potatoes	*	*	*	*	-
Garlic	-	*	-	-	-
Taro/'Godere'	-	*	-	-	-
Sweet potatoes	1525.53	*	1443.91	*	-

SUMMARY TABLE V-33 AREA UNDER TEMPORARY CROPS BY CROP TYPE FOR PRIVATE PEASANT HOLDINGS

## DERASHE SPECIAL WEREDA

Crop	All		Rural		Urban
	Area (HA)	%	Area (HA)		Area (HA)
			Meher	Belg	Meher
All	30265		14666.17	15468.81	130.02
Grain Crops	29957.79	100	14506.55	15323.98	127.26
Cereals	26760.8	89.33	13462.91	13183.42	114.47
Teff	4495.27	15.01	1676.24	2804.18	14.86
Barley	555.23	1.85	315.75	223.85	15.63
Wheat	215.5	0.72	186.29	28.75	*
Maize	8394.11	28.02	3065.53	5292.91	35.67
Sorghum	13078.24	43.66	8219.11	4811.29	47.85
Finger Millet	-	-	-	-	-
Oats/'Aja'	*	*	-	*	-
Rice	-	-	-	-	-
Pulses	3191.61	10.65	1041.33	2137.49	12.79
Horse beans	225.35	0.75	41.57	183.76	*
Field peas	185.03	0.62	64.67	119.4	0.97
Haricot beans	2510.22	8.38	687.15	1819.86	*
Chick-peas	234.12	0.78	219.61	*	*
Lentils	*	*	*	*	-
Vetch	*	*	-	*	-
Soya beans	*	*	*	-	-
Fenugreek	*	*	*	*	-
Gibto	-	-	-	-	-
Oilseeds	5.39	0.02	2.31	*	-
Neug	-	-	-	-	-
Linseed	*	*	*	*	-
Groundnuts	-	-	-	-	-
Sunflower	2.15	-	*	*	-
Sesame	*	*	-	*	-
Rapeseed	-	-	-	-	-
Vegetables	124.61	100	58.14	64.35	2.12
Lettuce	-	-	-	-	-
Head cabbage	*	*	-	-	*
Ethiopian cabbage	110.86	88.97	50.58	58.17	2.11
Tomatoes	*	*	*	-	-
Green peppers	*	*	*	*	-
Red peppers	*	*	*	*	-
Swiss chard	-	-	-	-	-
Root crops	182.61	100	101.48	80.49	0.64
Beetroot	*	*	*	-	*
Carrot	*	*	-	-	*
Onion	138.1	75.63	78.99	58.95	0.15
Potatoes	23.32	12.77	6.23	16.61	*
Garlic	*	*	*	*	-
Taro/'Godere'	*	*	*	-	-
Sweet potatoes	15.99	8.76	14.75	*	-

SUMMARY TABLE V-34- PRODUCTION OF TEMPORARY CROPS BY CROP TYPE FOR PRIVATE PEASANT HOLDINGS

DERASHE SPECIAL WEREDA

Crop	All		Rural		Urban
	Production(QT)	%	Production(QT)		Production (QT)
			Meher	Belg	Meher
All	188255.1		135472.4	51812.09	970.64
Grain Crops	162885.8	100	118456.8	43557.4	871.62
Cereals	141808.1	87.06	112712	28311.07	785.02
Teff	14517.78	8.91	13256.04	1076.16	185.58
Barley	4014.17	2.46	2023.6	1932.64	57.93
Wheat	2079.83	1.28	2058.09	*	*
Maize	34060.06	20.91	21910.07	11907.33	242.66
Sorghum	87136.29	53.5	73464.22	13376.3	295.77
Finger Millet	-	-	-	-	-
Oats/"Aja"	-	-	-	-	-
Rice	-	-	-	-	-
Pulses	21073.26	12.94	5740.34	15246.33	86.59
Horse beans	497.84	0.31	209.7	286.44	*
Field peas	*	*	180.32	*	*
Haricot beans	19041.9	11.69	4546.87	14473.59	21.45
Chick-peas	803.02	0.49	735.83	*	*
Lentils	*	*	*	-	-
Vetch	-	-	-	-	-
Soya beans	-	-	-	-	-
Fenugreek	*	*	*	*	-
Gibto	-	-	-	-	-
Oilseeds	*	*	*	-	-
Neug	-	-	-	-	-
Linseed	*	*	*	-	-
Groundnuts	-	-	-	-	-
Sunflower	-	-	-	-	-
Sesame	-	-	-	-	-
Rapeseed	-	-	-	-	-
Vegetables	6878.22	100	5602.93	*	24.39
Lettuce	-	-	-	-	-
Head cabbage	*	*	-	-	*
Ethiopian cabbage	5859.3	85.19	4952.95	*	15.3
Tomatoes	-	-	-	-	-
Green peppers	*	*	*	*	-
Red peppers	-	-	-	-	-
Swiss chard	-	-	-	-	-
Root crops	18491.17	100	11412.74	7003.78	74.64
Beetroot	*	*	*	-	*
Carrot	*	*	-	-	*
Onion	16856.9	91.16	10664.24	*	38.81
Potatoes	1358.47	7.35	654.22	*	*
Garlic	*	*	*	*	-
Taro/"Godere"	-	-	-	-	-
Sweet potatoes	-	-	-	-	-

SUMMARY TABLE V-35 AREA UNDER TEMPORARY CROPS BY CROP TYPE FOR PRIVATE PEASANT HOLDINGS

## DAWRO ZONE

Crop	All		Rural		Urban	
	Area (HA)	%	Area (HA)		Area (HA)	
			Meher	Belg	Meher	
All	36193.52		29566.25	6346.96		280.31
Grain Crops	32165.03	100	26090.96	5816.93		257.14
Cereals	23894.74	74.29	18703.39	5026.52		164.83
Teff	9030.52	28.08	8997.09	*		32.03
Barley	1073.8	3.34	891.28	134.4		48.12
Wheat	1240.16	3.86	1194.91	*		44.41
Maize	7948.99	24.71	3052.36	4872.4		24.22
Sorghum	4521.36	14.06	4488.21	17.11		16.04
Finger Millet	-	-	-	-		-
Oats/"Aja"	79.91	0.25	79.54	*		-
Rice	-	-	-	-		-
Pulses	8107.59	25.21	7230.7	786.3		90.59
Horse beans	3854	11.98	3805.43	*		46.02
Field peas	2211.85	6.88	2177.09	-		34.76
Haricot beans	1829.44	5.69	1045.66	783.71		*
Chick-peas	90.36	0.28	90.36	-		-
Lentils	115.32	0.36	105.58	-		*
Vetch	*	*	*	*		-
Soya beans	*	*	*	-		-
Fenugreek	*	*	*	-		-
Gibto	*	*	*	-		-
Oilseeds	162.7	0.51	156.87	*		*
Neug	*	*	*	-		-
Linseed	73.38	0.23	71.66	-		*
Groundnuts	78.08	0.24	*	*		-
Sunflower	-	-	-	-		-
Sesame	*	*	*	-		-
Rapeseed	8.69	0.03	8.69	-		-
Vegetables	249.64	100	182.55	64.05		3.04
Lettuce	*	*	*	-		-
Head cabbage	-	-	-	-		-
Ethiopian cabbage	182.88	73.26	116.62	63.4		2.86
Tomatoes	*	*	*	-		-
Green peppers	8.43	3.38	7.77	*		0.02
Red peppers	44.9	17.99	44.73	*		*
Swiss chard	*	*	*	-		-
Root crops	3778.85	100	3292.74	465.98		20.13
Beetroot	*	*	*	*		-
Carrot	*	*	*	-		-
Onion	4.34	0.11	3.19	1.16		-
Potatoes	204.62	5.41	94.74	95.59		14.29
Garlic	10.6	0.28	5.85	4.75		-
Taro/"Godere"	3075.99	81.4	2945.25	124.95		90
Sweet potatoes	482.36	12.76	242.79	239.51		*

SUMMARY TABLE V-36- PRODUCTION OF TEMPORARY CROPS BY CROP TYPE FOR PRIVATE PEASANT HOLDINGS

DAWRO ZONE

Crop	All		Rural		Urban
			Production(QT)		Production (QT)
	Production(QT)	%	Meher	Belg	Meher
All	565325		480601.6	83716.52	1006.92
Grain Crops	233426.1	100	195298.5	37492.85	634.74
Cereals	175435.4	75.16	141086.1	33934.74	414.56
Teff	47060.05	20.16	46998.1	*	61.93
Barley	6969.71	2.99	6624.41	*	128.04
Wheat	9393.93	4.02	9316.34	-	77.59
Maize	70747.98	30.31	36903.52	33717.45	127.01
Sorghum	40712.2	17.44	40692.21	-	19.99
Finger Millet	-	-	-	-	-
Oats/"Aja"	551.52	0.24	551.52	-	-
Rice	-	-	-	-	-
Pulses	57301.78	24.55	53524.28	3558.09	219.41
Horse beans	31216.54	13.37	31089.71	*	119.94
Field peas	14167.61	6.07	14072.83	-	94.78
Haricot beans	11229.96	4.81	7678.53	3551.2	*
Chick-peas	322.78	0.14	322.78	-	-
Lentils	347.53	0.15	343.07	-	*
Vetch	*	*	*	-	-
Soya beans	*	*	*	-	-
Fenugreek	*	*	*	-	-
Gibto	-	-	-	-	-
Oilseeds	688.93	0.3	688.14	*	*
Neug	*	*	*	-	-
Linseed	237.3	0.1	236.53	-	*
Groundnuts	432.24	0.19	432.22	*	-
Sunflower	-	-	-	-	-
Sesame	-	-	-	-	-
Rapeseed	17.05	-	17.05	-	-
Vegetables	17438.04	100	14163.18	3171.5	103.36
Lettuce	-	-	-	-	-
Head cabbage	-	-	-	-	-
Ethiopian cabbage	14809.61	84.93	11661.98	3046.57	101.06
Tomatoes	-	-	-	-	-
Green peppers	847.02	4.86	721.6	*	0.53
Red peppers	296.4	1.7	294.59	*	*
Swiss chard	*	*	*	-	-
Root crops	314460.9	100	271139.9	43052.17	268.82
Beetroot	*	*	*	-	-
Carrot	-	-	-	-	-
Onion	381.65	0.12	371.97	9.68	-
Potatoes	36087.94	11.48	9947.63	26086.85	53.46
Garlic	851.41	0.27	837.14	*	-
Taro/'Godere'	239027.8	76.01	235620.3	3196.37	28.71
Sweet potatoes	38028.05	12.09	24278.77	*	*

SUMMARY TABLE V-37 AREA UNDER TEMPORARY CROPS BY CROP TYPE FOR PRIVATE PEASANT HOLDINGS

## BASKETO SPECIAL WEREDA

Crop	All		Rural		Urban	
			Area (HA)		Area (HA)	
	Area (HA)	%	Meher	Belg	Meher	
All	4689.31		2582.78	2039.17		67.37
Grain Crops	4219.42	100	2341.62	1812.97		64.83
Cereals	3776	89.49	2182.73	1528.81		64.46
Teff	962.02	22.8	943.09	-		18.93
Barley	360.1	8.53	260.25	98.65		1.21
Wheat	*	*	*	-		-
Maize	1856.21	43.99	527.91	1292.14		36.16
Sorghum	593.67	14.07	447.48	138.02		8.16
Finger Millet	-	-	-	-		-
Oats/"Aja"	*	*	*	-		-
Rice	-	-	-	-		-
Pulses	432.08	10.24	154.1	277.61		*
Horse beans	18.31	0.43	11.74	6.52		*
Field peas	128.25	3.04	81.14	46.78		*
Haricot beans	281.04	6.66	57.75	223.29		-
Chick-peas	*	*	*	-		-
Lentils	-	-	-	-		-
Vetch	*	*	-	*		-
Soya beans	*	*	*	-		-
Fenugreek	*	*	*	-		-
Gibto	*	*	*	-		-
Oilseeds	11.34	0.27	4.79	6.55		-
Neug	-	-	-	-		-
Linseed	*	*	*	-		-
Groundnuts	*	*	*	*		-
Sunflower	7.66	0.18	*	4.94		-
Sesame	*	*	-	*		-
Rapeseed	*	*	*	-		-
Vegetables	16.6	100	6.09	10.51		-
Lettuce	-	-	-	-		-
Head cabbage	-	-	-	-		-
Ethiopian cabbage	16.53	99.58	6.02	10.51		-
Tomatoes	-	-	-	-		-
Green peppers	*	*	*	-		-
Red peppers	-	-	-	-		-
Swiss chard	-	-	-	-		-
Root crops	453.3	100	235.07	215.69		2.54
Beetroot	-	-	-	-		-
Carrot	*	*	-	*		-
Onion	*	*	*	*		-
Potatoes	146.8	32.38	49.25	95.8		1.75
Garlic	0.53	0.12	*	*		-
Taro/'Godere'	60.88	13.43	37.34	23.54		-
Sweet potatoes	239.62	52.86	146.3	92.51		0.8

SUMMARY TABLE V-38- PRODUCTION OF TEMPORARY CROPS BY CROP TYPE FOR PRIVATE PEASANT HOLDINGS

BASKETO SPECIAL WEREDA

Crop	All		Rural		Urban
			Production(QT)		Production (QT)
	Production(QT)	%	Meher	Belg	Meher
All	169301.2		50659.52	118430.6	211.08
Grain Crops	32485.64	100	26967.92	5493.08	24.63
Cereals	30754.82	94.67	25880.51	4852.83	21.48
Teff	8868.12	27.3	8859.28	-	*
Barley	2359.11	7.26	2359.03	*	-
Wheat	*	*	*	-	-
Maize	13172.54	40.55	8830.52	4331.76	10.26
Sorghum	6343.91	19.53	5820.54	521	2.38
Finger Millet	-	-	-	-	-
Oats/'Aja''	-	-	-	-	-
Rice	-	-	-	-	-
Pulses	1684.73	5.19	1055.07	626.51	*
Horse beans	52.7	0.16	44.58	*	-
Field peas	641.15	1.97	613.37	27.77	-
Haricot beans	990.88	3.05	397.11	590.62	*
Chick-peas	-	-	-	-	-
Lentils	-	-	-	-	-
Vetch	-	-	-	-	-
Soya beans	-	-	-	-	-
Fenugreek	-	-	-	-	-
Gibto	-	-	-	-	-
Oilseeds	46.08	0.14	32.35	*	-
Neug	-	-	-	-	-
Linseed	*	*	*	-	-
Groundnuts	*	*	*	-	-
Sunflower	*	*	*	*	-
Sesame	-	-	-	-	-
Rapeseed	-	-	-	-	-
Vegetables	677.22	100	608.68	*	-
Lettuce	-	-	-	-	-
Head cabbage	-	-	-	-	-
Ethiopian cabbage	670.34	98.98	601.8	*	-
Tomatoes	-	-	-	-	-
Green peppers	*	*	*	-	-
Red peppers	-	-	-	-	-
Swiss chard	-	-	-	-	-
Root crops	136138.4	100	23082.91	112869	186.45
Beetroot	-	-	-	-	-
Carrot	-	-	-	-	-
Onion	*	*	*	-	-
Potatoes	110405.1	81.1	5171.39	105095.4	138.34
Garlic	*	*	*	-	-
Taro/'Godere'	4495.65	3.3	2986.95	*	-
Sweet potatoes	20943.54	15.38	14630.49	*	48.11

SUMMARY TABLE V-39 AREA UNDER TEMPORARY CROPS BY CROP TYPE FOR PRIVATE PEASANT HOLDINGS

KONTA SPECIAL WEREDA

Crop	All		Rural		Urban
	Area (HA)	%	Area (HA)		Area (HA)
			Meher	Belg	Meher
All	12411.17		7963.44	4349.83	97.9
Grain Crops	11207.54	100	6893.28	4236.44	77.82
Cereals	8912.78	79.52	5122.48	3717.21	73.09
Teff	2373.59	21.18	2355.85	-	17.74
Barley	967.1	8.63	956.06	*	*
Wheat	254.02	2.27	251.91	*	-
Maize	4066.36	36.28	499.68	3530.64	36.05
Sorghum	1223.96	10.92	1031.24	*	18.37
Finger Millet	-	-	-	-	-
Oats/"Aja"	*	-	*	-	-
Rice	-	-	-	-	-
Pulses	2287.76	20.41	1763.8	519.23	4.73
Horse beans	1196.99	10.68	1195.18	-	*
Field peas	349.85	3.12	349.25	-	*
Haricot beans	738.22	6.59	217.42	518.48	2.32
Chick-peas	*	-	*	-	-
Lentils	-	-	-	-	-
Vetch	*	-	-	*	-
Soya beans	-	-	-	-	-
Fenugreek	*	-	-	*	-
Gibto	-	-	-	-	-
Oilseeds	7	0.06	7	-	-
Neug	*	-	*	-	-
Linseed	6.73	0.06	6.73	-	-
Groundnuts	-	-	-	-	-
Sunflower	-	-	-	-	-
Sesame	*	-	*	-	-
Rapeseed	-	-	-	-	-
Vegetables	19	100	8.63	10.14	*
Lettuce	-	-	-	-	-
Head cabbage	-	68.21	-	-	-
Ethiopian cabbage	12.96	-	2.7	10.14	*
Tomatoes	*	25.89	-	-	*
Green peppers	4.92	-	4.92	-	-
Red peppers	1.02	5.37	1.02	-	-
Swiss chard	-	-	-	-	-
Root crops	1184.63	100	1061.53	103.25	19.85
Beetroot	-	-	-	-	-
Carrot	*	-	*	-	-
Onion	*	-	-	*	-
Potatoes	45.17	3.81	14.62	30.55	-
Garlic	*	-	*	*	-
Taro/'Godere'	1134.98	95.81	1044.34	70.79	-
Sweet potatoes	1.83	0.15	1.83	-	164

SUMMARY TABLE V-40- PRODUCTION OF TEMPORARY CROPS BY CROP TYPE FOR PRIVATE PEASANT HOLDINGS

KONTA SPECIAL WEREDA

Crop	All		Rural		Urban
	Production(QT)	%	Production(QT)		Production (QT)
			Meher	Belg	Meher
All	209665.8		160729	46574.97	2361.86
Grain Crops	114095.2	100	74647.74	38615.59	831.82
Cereals	91055.3	79.8	55989.22	34263.89	802.19
Teff	18018.4	15.79	17952.39	-	66.01
Barley	13602.9	11.92	13425.17	*	*
Wheat	3036.19	2.66	3032.57	*	-
Maize	43260.74	37.91	9013.67	33705.73	541.34
Sorghum	12846.78	11.26	12275.13	*	*
Finger Millet	-	-	-	-	-
Oats/"Aja"	*	-	*	-	-
Rice	-	-	-	-	-
Pulses	23024.83	20.18	18643.5	4351.7	29.63
Horse beans	13838.73	12.13	13824.08	-	*
Field peas	3201.21	2.81	3193.59	-	7.62
Haricot beans	5984.14	5.24	1625.07	4351.7	*
Chick-peas	*	-	*	-	-
Lentils	-	-	-	-	-
Vetch	-	-	-	-	-
Soya beans	-	-	-	-	-
Fenugreek	-	-	-	-	-
Gibto	-	-	-	-	-
Oilseeds	15.02	0.01	15.02	-	-
Neug	-	-	-	-	-
Linseed	15.02	0.01	15.02	-	-
Groundnuts	-	-	-	-	-
Sunflower	-	-	-	-	-
Sesame	-	-	-	-	-
Rapeseed	-	-	-	-	-
Vegetables	783.91	100	766.47	16.8	*
Lettuce	-	-	-	-	-
Head cabbage	-	-	-	-	-
Ethiopian cabbage	287.11	36.63	269.88	16.8	*
Tomatoes	*	-	-	-	*
Green peppers	491.51	62.7	491.51	-	-
Red peppers	5.08	0.65	5.08	-	-
Swiss chard	-	-	-	-	-
Root crops	94786.76	100	85314.78	*	1529.39
Beetroot	-	-	-	-	-
Carrot	-	-	-	-	-
Onion	-	-	-	-	-
Potatoes	*	-	1535.44	*	-
Garlic	*	-	*	-	-
Taro/'Godere'	90238.38	95.2	83547.36	*	100
Sweet potatoes	183.22	0.19	183.22	-	-

Figure V-1 Area under temporary Crops for Private Peasant holdings

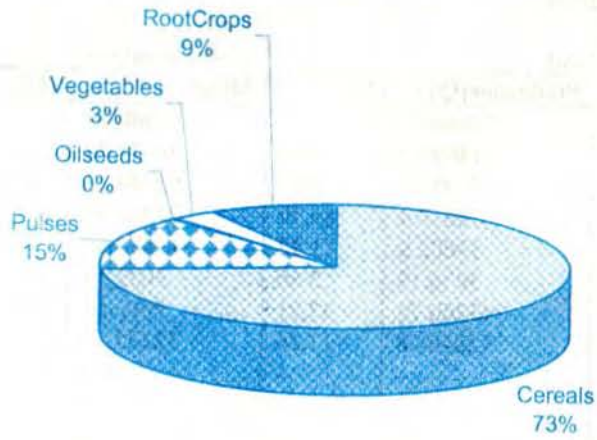
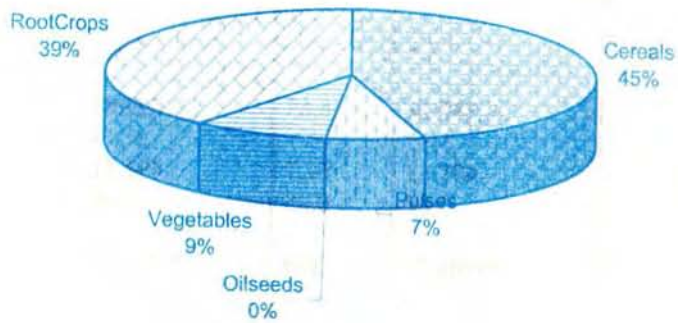
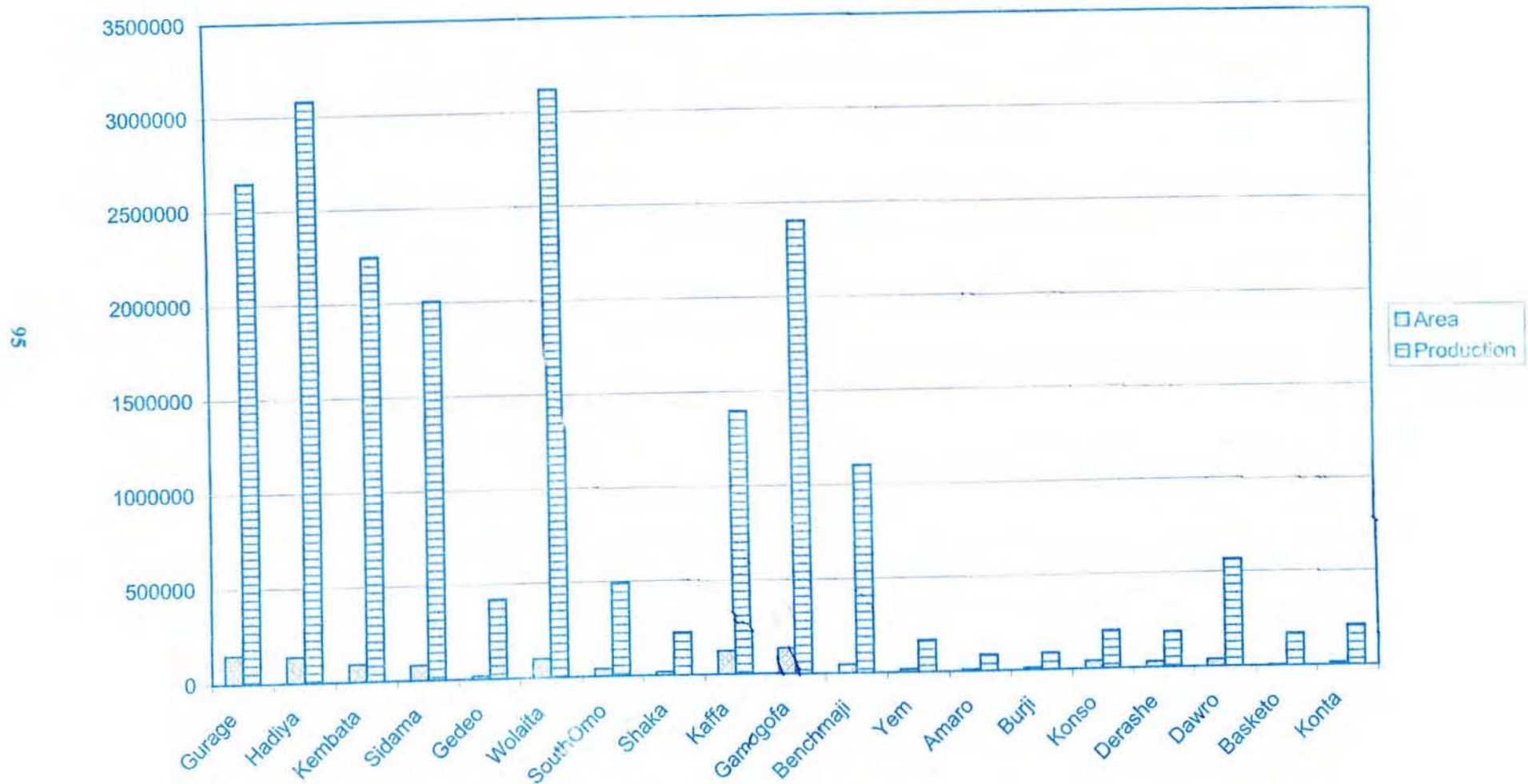


Figure V-2 Production of Temporary Crops for Private Peasant holdings



**Figure V-3 Area and Production Of Temporary crops for Private peasant Holdings at Zone Level**



**STATISTICAL TABLES PRESENTING  
RESULTS AT  
ZONE AND WEREDA LEVELS**

**Tables 5.1-5.8.3**

TABLE 5.1- ESTIMATE OF HOLDERS, AREA, PRODUCTION AND YIELD OF TEMPORARY CROPS FOR PRIVATE PEASANT HOLDINGS FOR MEHER SEASON

RURAL HOLDINGS

S.N.N.P. REGION

Crop	Number of Holders	Area		Production		Yield QT / HA
		Hectares	%	Quintals	%	
TOTAL	2165441	766494.5		14542213		
Grain Crops	1887138	687585.4	100	8249115	100	
Cereals	1740657	575655.4	83.72	7273191	88.17	
Teff	570566	133882.2	19.47	989566.5	12	7.39
Barley	558931	68463.31	9.96	759733	9.21	11.1
Wheat	477746	92351.77	13.43	1353706	16.41	14.66
Maize	907707	191490	27.85	3270377	39.65	17.08
Sorghum	530724	84276.06	12.26	842009.5	10.21	9.99
Finger Millet	47745	4527.18	0.66	51518.49	0.62	11.38
Oats / "Aja"	15873	626.57	0.09	6279.42	0.08	10.02
Rice	301	*	*	-	-	-
Pulses	952655	108559.9	15.79	964611.2	11.69	
Horse beans	488519	47008.42	6.84	488930.1	5.93	10.4
Field peas	230332	28104.28	4.09	221266.2	2.68	7.87
Haricot beans	415327	26799.1	3.9	209074.9	2.53	7.8
Chick - peas	38639	5176.74	0.75	38596.7	0.47	7.46
Lentils	18838	739.25	0.11	2605.13	0.03	3.52
Vetch	3828	452.93	0.07	3563.34	0.04	7.87
Soya beans	2822	80.94	0.01	162.26	-	2
Fenugreek	11795	198.19	0.03	412.61	-	2.08
Gibto.	633	-	-	-	-	-
Oilseeds	80293	3370.09	0.49	11313.57	0.14	
Neug.	4601	925.17	0.13	2062.84	0.03	2.23
Linseed	30595	968.82	0.14	3087.65	0.04	3.19
Groundnuts	5854	521.39	0.08	2647.98	0.03	5.08
Sunflower	6772	174.57	0.03	1326.08	0.02	7.6
Sesame	2928	172.59	0.03	535.07	-	3.1
Rapeseed	31378	607.54	0.09	1653.93	0.02	2.72
Vegetables	944930	25869.24	100	1228777	100	
Lettuce	1532	3.33	0.01	*	*	*
Head cabbage	9336	89.5	0.35	10689.09	0.87	119.43
Ethiopian cabbage	849366	8964.23	34.65	883882.8	71.93	98.6
Tomatoes	6603	76.04	0.29	10873.06	0.88	142.99
Green peppers	64522	634.53	2.45	61296.95	4.99	96.6
Red peppers	139072	16056.72	62.07	259429	21.11	16.16
Swiss chard	5961	44.88	0.17	*	*	*
Root Crops	1064356	53039.88	100	5064321	100	
Beetroot	15845	58.78	0.11	7596.52	0.15	129.24
Carrot	7815	34.64	0.07	4142.96	0.08	119.6
Onion	120893	1219.73	2.3	164045.7	3.24	134.49
Potatoes	328252	10233.55	19.29	1074251	21.21	104.97
Garlic	44169	350.98	0.66	51862.88	1.02	147.77
Taro / "Godere"	503824	17498.36	32.99	1399538	27.64	79.98
Sweet po	455009	23643.84	44.58	2362883	46.66	99.94

TABLE 5.1.1- ESTIMATE OF HOLDERS, AREA, PRODUCTION AND YIELD OF TEMPORARY CROPS FOR PRIVATE PEASANT HOLDINGS FOR MEHER SEASON

RURAL HOLDINGS

GURAGE ZONE

Crop	Number of Holders	Area		Production		Yield
		Hectares	%	Quintals	%	QT / HA
TOTAL	338768	133373.5		2197918		
Grain Crops	301943	120943	100	1566576	100	
Cereals	294060	105281.8	87.05	1403990	89.62	
Teff	76531	25673.67	21.23	186296.5	11.89	7.26
Barley	140415	18107.35	14.97	238813.6	15.24	13.19
Wheat	96010	14949.48	12.36	208070.8	13.28	13.92
Maize	162668	36409.06	30.1	666561.4	42.55	18.31
Sorghum	71680	9817.02	8.12	100298.6	6.4	10.22
Finger Millet	3655	201.19	0.17	2617.97	0.17	13.01
Oats / "Aja"	5861	124.01	0.1	1330.69	0.08	10.73
Rice	-	-	-	-	-	-
Pulses	155805	14567.29	12.04	159720.6	10.2	
Horse beans	118400	6087.83	5.03	86241.27	5.51	14.17
Field peas	32148	3336.47	2.76	32293.9	2.06	9.68
Haricot beans	30000	1922.2	1.59	17535.99	1.12	9.12
Chick – peas	14179	2554.22	2.11	19644.66	1.25	7.69
Lentils	3531	181	0.15	444.94	0.03	2.46
Vetch	3105	423.95	0.35	3452.34	0.22	8.14
Soya beans	*	*	*	-	-	-
Fenugreek	1839	59.85	0.05	107.45	-	1.8
Gibto.	*	*	*	-	-	-
Oilseeds	17712	1093.92	0.9	2866.25	0.18	
Neug.	3185	811.77	0.67	1808.06	0.12	2.23
Linseed	5222	165.39	0.14	455.03	0.03	2.75
Groundnuts	*	*	*	-	-	-
Sunflower	561	6.56	-	34.85	-	5.31
Sesame	*	*	*	*	*	*
Rapeseed	9246	105.86	0.09	556.29	0.04	5.25
Vegetables	221810	10189.12	100	398336.1	100	
Lettuce	843	*	*	*	*	*
Head cabbage	4730	24.93	0.24	2992.08	0.75	120.02
Ethiopian cabbage	194656	2507.04	24.61	248883.9	62.48	99.27
Tomatoes	1518	6.82	0.07	890.03	0.22	130.5
Green peppers	7209	17.95	0.18	1542.22	0.39	85.92
Red peppers	58658	7627.2	74.86	143480.6	36.02	18.81
Swiss chard	2661	3.66	0.04	401.26	0.1	109.63
Root Crops	126544	2241.41	100	233005.2	100	
Beetroot	5205	6.05	0.27	785.21	0.34	129.79
Carrot	3587	3.72	0.17	453.69	0.19	121.96
Onion	9040	*	*	*	*	*
Potatoes	76186	1248.42	55.7	131011.4	56.23	104.94
Garlic	20171	*	*	*	*	*
Taro / "Godere"	44983	610.67	27.24	48817.79	20.95	79.94
Sweet po	3046	*	*	*	*	*

TABLE 5.1.2- ESTIMATE OF HOLDERS, AREA, PRODUCTION AND YIELD OF TEMPORARY CROPS FOR PRIVATE PEASANT HOLDINGS FOR MEHER SEASON

RURAL HOLDINGS

HADIYA ZONE

Crop	Number of Holders	Area		Production		Yield
		Hectares	%	Quintals	%	QT / HA
TOTAL	212273	106694.8		1811657		
Grain Crops	205713	101203.9	100	1358669	100	
Cereals	201414	89519.87	88.46	1240257	91.28	
Teff	87755	21199.16	20.95	197793.1	14.56	9.33
Barley	64793	5688.66	5.62	57576.16	4.24	10.12
Wheat	124873	33999.23	33.59	585177.7	43.07	17.21
Maize	119172	21374.3	21.12	331361.8	24.39	15.5
Sorghum	75928	6866.44	6.78	65398.99	4.81	9.52
Finger Millet	6077	342.04	0.34	2588.55	0.19	7.57
Oats / "Aja"	790	50.03	0.05	360.66	0.03	7.21
Rice	-	-	-	-	-	-
Pulses	99764	11193.67	11.06	116947.2	8.61	
Horse beans	60129	7069.41	6.99	81362.76	5.99	11.51
Field peas	19875	2328.21	2.3	18972.96	1.4	8.15
Haricot beans	35790	1120.09	1.11	8607.57	0.63	7.68
Chick - peas	4114	534.43	0.53	7424.3	0.55	13.89
Lentils	4948	116.03	0.11	460.18	0.03	3.97
Vetch	*	*	*	*	*	*
Soya beans	*	*	*	-	-	-
Fenugreek	915	*	*	*	*	*
Gibto.	-	-	-	-	-	-
Oilseeds	16964	490.37	0.48	1465.43	0.11	
Neug.	*	*	*	-	-	-
Linseed	7323	293.58	0.29	1055.69	0.08	3.6
Groundnuts	*	*	*	-	-	-
Sunflower	377	*	*	-	-	-
Sesame	*	*	*	*	*	*
Rapeseed	9267	185.67	0.18	404.52	0.03	2.18
Vegetables	154489	2675.1	100	169618.9	100	
Lettuce	289	*	*	-	-	-
Head cabbage	1570	3.07	0.11	316.51	0.19	103.1
Ethiopian cabbage	150310	1522.39	56.91	152239.4	89.75	100
Tomatoes	2573	17.06	0.64	2559.55	1.51	150.03
Green peppers	5605	14.13	0.53	1088.51	0.64	77.04
Red peppers	15683	1116.08	41.72	13156.03	7.76	11.79
Swiss chard	1600	2.16	0.08	258.89	0.15	119.86
Root Crops	92476	2815.81	100	283369	100	
Beetroot	5791	15.89	0.56	2065.09	0.73	129.96
Carrot	1538	2.44	0.09	297.61	0.11	121.97
Onion	22159	59.16	2.1	7986.4	2.82	135
Potatoes	44555	1241.99	44.11	130287.7	45.98	104.9
Garlic	3654	8.56	0.3	1266.01	0.45	147.9
Taro / "Godere"	21147	364.47	12.94	29157.94	10.29	80
Sweet po	29165	1123.3	39.89	112308.3	39.63	99.98

TABLE 5.1.3- ESTIMATE OF HOLDERS, AREA, PRODUCTION AND YIELD OF TEMPORARY CROPS FOR PRIVATE PEASANT HOLDINGS FOR MEHER SEASON

RURAL HOLDINGS

KEMBATA ALABA TEMBARO ZONE

Crop	Number of Holders	Area		Production		Yield
		Hectares	%	Quintals	%	QT / HA
TOTAL	151024	72575.72		1457947		
Grain Crops	139394	61435.7	100	818021.8	100	
Cereals	133098	56123.33	91.35	775163.7	94.76	
Teff	57842	10931.95	17.79	74900.15	9.16	6.85
Barley	21969	1252.37	2.04	12114.18	1.48	9.67
Wheat	71131	13310.17	21.67	208257.1	25.46	15.65
Maize	67168	22534.28	36.68	400958.3	49.02	17.79
Sorghum	58658	5686.73	9.26	54060.74	6.61	9.51
Finger Millet	27292	2346.27	3.82	24686.25	3.02	10.52
Oats / "Aja"	481	23.22	0.04	186.91	0.02	8.05
Rice	301	*	*	-	-	-
Pulses	67736	5173.72	8.42	42442.12	5.19	
Horse beans	35312	2813.81	4.58	29659.21	3.63	10.54
Field peas	9330	613.51	1	4179.01	0.51	6.81
Haricot beans	37314	1566.58	2.55	8343.67	1.02	5.33
Chick - peas	750	33.34	0.05	80.54	-	2.42
Lentils	1240	72.44	0.12	71.33	-	0.98
Vetch	*	*	*	-	-	-
Soya beans	147	*	*	-	-	-
Fenugreek	3415	71.4	0.12	108.36	0.01	1.52
Gibto.	-	-	-	-	-	-
Oilseeds	5742	138.65	0.23	416.01	0.05	
Neug.	*	*	*	-	-	-
Linseed	1898	64.24	0.1	142.24	0.02	2.21
Groundnuts	*	*	*	-	-	-
Sunflower	132	*	*	-	-	-
Sesame	247	*	*	*	*	*
Rapeseed	3245	63.75	0.1	258.54	0.03	4.06
Vegetables	101439	6771.13	100	208390.3	100	
Lettuce	*	*	*	*	*	*
Head cabbage	1178	19.35	0.29	2321.5	1.11	119.97
Ethiopian cabbage	88292	1148.54	16.96	114854.4	55.12	100
Tomatoes	1179	11.33	0.17	1699.44	0.82	149.99
Green peppers	1879	9.67	0.14	766.99	0.37	79.32
Red peppers	32785	5580.34	82.41	88547.25	42.49	15.87
Swiss chard	451	0.58	-	69.63	0.03	120.05
Root Crops	81411	4368.9	100	431534.8	100	
Beetroot	1819	20.61	0.47	2674.26	0.62	129.76
Carrot	672	*	*	*	*	*
Onion	7760	90.06	2.06	12042.57	2.79	133.72
Potatoes	47227	1554.37	35.58	163208.5	37.82	105
Garlic	2598	13.36	0.31	1917.55	0.44	143.53
Taro / "Godere"	27860	884.25	20.24	70739.7	16.39	80
Sweet po	34873	1791.46	41	179145.6	41.51	100

TABLE 5.1.4- ESTIMATE OF HOLDERS, AREA, PRODUCTION AND YIELD OF TEMPORARY CROPS FOR PRIVATE PEASANT HOLDINGS FOR MEHER SEASON

RURAL HOLDINGS

SIDAMA ZONE

Crop	Number of Holders	Area		Production		Yield
		Hectares	%	Quintals	%	QT / HA
TOTAL	401069	57919.32		1407150		
Grain Crops	322333	50453.09	100	724694.4	100	
Cereals	271426	40878.72	81.02	634617.8	87.57	
Teff	19841	2153.86	4.27	16327.62	2.25	7.58
Barley	85649	7776.46	15.41	87340.08	12.05	11.23
Wheat	33344	4841.05	9.6	70180.02	9.68	14.5
Maize	172095	24674.44	48.91	441984.5	60.99	17.91
Sorghum	35085	1312.96	2.6	16255.69	2.24	12.38
Finger Millet	960	36.85	0.07	*	*	*
Oats / "Aja"	2941	83.1	0.16	1265.56	0.17	15.23
Rice	-	-	-	-	-	-
Pulses	137613	9464	18.76	89896.57	12.4	
Horse beans	44982	2043.99	4.05	25937.67	3.58	12.69
Field peas	13369	1345.71	2.67	13340.56	1.84	9.91
Haricot beans	86614	6057.11	12.01	50446.83	6.96	8.33
Chick - peas	*	*	*	*	*	*
Lentils	-	-	-	-	-	-
Vetch	*	*	*	*	*	*
Soya beans	*	*	*	*	*	*
Fenugreek	303	*	*	*	*	*
Gibto.	-	-	-	-	-	-
Oilseeds	3073	*	*	*	*	*
Neug.	-	-	-	-	-	-
Linseed	1531	14.39	0.03	74.32	0.01	5.16
Groundnuts	*	*	*	-	-	-
Sunflower	*	*	*	-	-	-
Sesame	-	-	-	-	-	-
Rapeseed	*	*	*	*	*	*
Vegetables	185179	2556.7	100	172267.4	100	
Lettuce	*	*	*	*	*	*
Head cabbage	710	*	*	*	*	*
Ethiopian cabbage	164547	1431.38	55.99	143138.1	83.09	100
Tomatoes	*	*	*	*	*	*
Green peppers	18868	230.79	9.03	22368.33	12.98	96.92
Red peppers	16898	*	*	6242.28	3.62	*
Swiss chard	*	*	*	-	-	-
Root Crops	141448	4909.53	100	510187.7	100	
Beetroot	961	2.39	0.05	310.78	0.06	130.03
Carrot	1171	4.62	0.09	563.62	0.11	122
Onion	40065	451.06	9.19	60893.86	11.94	135
Potatoes	16282	*	*	*	*	*
Garlic	3440	12.73	0.26	1876.59	0.37	147.41
Taro / "Godere"	23391	243.45	4.96	19476.34	3.82	80
Sweet po	72082	2687.25	54.74	268725.3	52.67	100

TABLE 5.1.5- ESTIMATE OF HOLDERS, AREA, PRODUCTION AND YIELD OF TEMPORARY CROPS FOR PRIVATE PEASANT HOLDINGS FOR MEHER SEASON

RURAL HOLDINGS

GEDEO ZONE

Crop	Number of Holders	Area		Production		Yield
		Hectares	%	Quintals	%	QT / HA
TOTAL	88446	13229.78		294118.6		
Grain Crops	62711	12028.49	100	171647.4	100	
Cereals	55832	9780.97	81.32	149823.1	87.29	
Teff	1905	152.26	1.27	1158.86	0.68	7.61
Barley	24719	3630.28	30.18	35656.68	20.77	9.82
Wheat	5465	1152.35	9.58	12637.29	7.36	10.97
Maize	38358	4782.98	39.76	99650.37	58.06	20.83
Sorghum	1543	47.94	0.4	719.89	0.42	15.02
Finger Millet	*	*	*	-	-	-
Oats / "Aja"	*	*	*	-	-	-
Rice	-	-	-	-	-	-
Pulses	25498	2198.67	18.28	21733.64	12.66	
Horse beans	17388	1161.38	9.66	12664.62	7.38	10.9
Field peas	7695	932.32	7.75	8631.91	5.03	9.26
Haricot beans	5054	102.7	0.85	431.94	0.25	4.21
Chick - peas	*	*	*	-	-	-
Lentils	*	*	*	*	*	*
Vetch	-	-	-	-	-	-
Soya beans	*	*	*	-	-	-
Fenugreek	-	-	-	-	-	-
Gibto.	-	-	-	-	-	-
Oilseeds	3339	48.85	0.41	90.6	0.05	
Neug.	*	*	*	-	-	-
Linseed	301	3.45	0.03	20.1	0.01	5.83
Groundnuts	*	*	*	-	-	-
Sunflower	*	*	*	-	-	-
Sesame	-	-	-	-	-	-
Rapeseed	2863	42.37	0.35	70.5	0.04	1.66
Vegetables	45775	679.37	100	67327.72	100	
Lettuce	-	-	-	-	-	-
Head cabbage	-	-	-	-	-	-
Ethiopian cabbage	44907	659.13	97.02	65457.27	97.22	99.31
Tomatoes	-	-	-	-	-	-
Green peppers	3072	18.24	2.68	1824.15	2.71	100.01
Red peppers	258	*	*	*	*	*
Swiss chard	-	-	-	-	-	-
Root Crops	29380	521.92	100	55143.52	100	
Beetroot	*	*	*	*	*	*
Carrot	*	*	*	*	*	*
Onion	10541	164.65	31.55	22227.13	40.31	135
Potatoes	1718	14.15	2.71	1485.52	2.69	104.98
Garlic	350	1.31	0.25	-	-	-
Taro / "Godere"	10951	138.69	26.57	11095.59	20.12	80
Sweet po	8413	202.23	38.75	20223.11	36.67	100

TABLE 5.1.6- ESTIMATE OF HOLDERS, AREA, PRODUCTION AND YIELD OF TEMPORARY CROPS FOR PRIVATE PEASANT HOLDINGS FOR MEHER SEASON

RURAL HOLDINGS

WOLAITA ZONE

Crop	Number of Holders	Area		Production		Yield
		Hectares	%	Quintals	%	QT / HA
TOTAL	249145	63605.75		2365965		
Grain Crops	197532	44265.94	100	512183.5	100	
Cereals	164932	35799.81	80.87	444868.4	86.86	
Teff	71737	10775.09	24.34	69860.21	13.64	6.48
Barley	22004	1420.43	3.21	11554.03	2.26	8.13
Wheat	18751	1985.77	4.49	24378.05	4.76	12.28
Maize	84136	18478.43	41.74	311704.4	60.86	16.87
Sorghum	47099	2981.46	6.74	26482.4	5.17	8.88
Finger Millet	656	144.42	0.33	835.58	0.16	5.79
Oats / "Aja"	396	*	*	*	*	*
Rice	-	-	-	-	-	-
Pulses	116600	8412.9	19.01	67039.69	13.09	
Horse beans	22115	825.61	1.87	7752.17	1.51	9.39
Field peas	28573	1403.11	3.17	10265.79	2	7.32
Haricot beans	82463	5435.78	12.28	44585.17	8.7	8.2
Chick - peas	8665	732.72	1.66	4358.34	0.85	5.95
Lentils	611	9.06	0.02	25.61	-	2.83
Vetch	-	-	-	-	-	-
Soya beans	827	6.5	0.01	52.62	0.01	8.1
Fenugreek	*	*	*	-	-	-
Gibto.	-	-	-	-	-	-
Oilseeds	2013	53.23	0.12	275.42	0.05	
Neug.	-	-	-	-	-	-
Linseed	1094	35.97	0.08	*	*	*
Groundnuts	177	*	*	*	*	*
Sunflower	*	*	*	*	*	*
Sesame	-	-	-	-	-	-
Rapeseed	577	2.93	-	3.04	-	1.04
Vegetables	54309	682.25	100	50059.21	100	
Lettuce	*	*	*	*	*	*
Head cabbage	238	*	*	*	*	*
Ethiopian cabbage	44673	297.82	43.65	29443.65	58.82	98.86
Tomatoes	*	*	*	*	*	*
Green peppers	9833	170.48	24.99	16851.11	33.66	98.85
Red peppers	5521	209.23	30.67	3326.37	6.64	15.9
Swiss chard	*	*	*	-	-	-
Root Crops	226068	18657.57	100	1803722	100	
Beetroot	654	*	*	*	*	*
Carrot	257	*	*	*	*	*
Onion	4806	63.91	0.34	8335.13	0.46	130.42
Potatoes	73144	1966.32	10.54	206464	11.45	105
Garlic	*	*	*	*	*	*
Taro / "Godere"	130978	3706.51	19.87	296521.2	16.44	80
Sweet po	204888	12910.54	69.2	1291054	71.58	100

TABLE 5.1.7- ESTIMATE OF HOLDERS, AREA, PRODUCTION AND YIELD OF TEMPORARY CROPS FOR PRIVATE PEASANT HOLDINGS FOR MEHER SEASON

RURAL HOLDINGS

SOUTH OMO ZONE

Crop	Number of Holders	Area		Production		Yield QT / HA
		Hectares	%	Quintals	%	
TOTAL	61019	21751.27		309532.3		
Grain Crops	57107	20811.61	100	224736.7	100	
Cereals	53908	17895.5	85.99	195959.4	87.2	
Teff	8061	1986.59	9.55	16294.72	7.25	8.2
Barley	11391	2013.98	9.68	20883.43	9.29	10.37
Wheat	3709	548.27	2.63	9393.51	4.18	17.13
Maize	28732	5297.82	25.46	77690.86	34.57	14.66
Sorghum	28924	7990.61	38.4	71365.4	31.76	8.93
Finger Millet	727	57.91	0.28	331.46	0.15	5.72
Oats / "Aja"	*	*	*	-	-	-
Rice	-	-	-	-	-	-
Pulses	28839	2715.31	13.05	27376.51	12.18	
Horse beans	11869	1089.93	5.24	12842.83	5.71	11.78
Field peas	6554	711.04	3.42	5453.61	2.43	7.67
Haricot beans	15918	902.26	4.34	9056.89	4.03	10.04
Chick - peas	*	*	*	-	-	-
Lentils	*	*	*	*	*	*
Vetch	*	*	*	-	-	-
Soya beans	*	*	*	-	-	-
Fenugreek	65	*	*	-	-	-
Gibto.	-	-	-	-	-	-
Oilseeds	5912	200.8	0.96	1400.83	0.62	
Neug.	*	*	*	-	-	-
Linseed	917	32.16	0.15	76.59	0.03	2.38
Groundnuts	451	*	*	52.13	0.02	*
Sunflower	4096	130.09	0.63	1199.64	0.53	9.22
Sesame	577	22.16	0.11	65.93	0.03	2.98
Rapeseed	*	*	*	*	*	*
Vegetables	9825	126.73	100	12986.24	100	
Lettuce	-	-	-	-	-	-
Head cabbage	*	*	*	*	*	*
Ethiopian cabbage	9131	99.76	78.72	9975.88	76.82	100
Tomatoes	*	*	*	-	-	-
Green peppers	429	*	*	*	*	*
Red peppers	203	0.65	0.51	5.52	0.04	8.49
Swiss chard	*	*	*	*	*	*
Root Crops	21353	812.93	100	71809.31	100	
Beetroot	-	-	-	-	-	-
Carrot	*	*	*	-	-	-
Onion	1956	33.19	4.08	4475.9	6.23	134.86
Potatoes	2949	*	*	*	*	*
Garlic	753	2.48	0.31	368.1	0.51	148.43
Taro / "Godere"	14760	557.8	68.62	44624.16	62.14	80
Sweet po	4295	140.4	17.27	14040.2	19.55	100

TABLE 5.1.8- ESTIMATE OF HOLDERS, AREA, PRODUCTION AND YIELD OF TEMPORARY CROPS FOR PRIVATE PEASANT HOLDINGS FOR MEHER SEASON

RURAL HOLDINGS

SHAKA ZONE

Crop	Number of Holders	Area		Production		Yield
		Hectares	%	Quintals	%	QT / HA
TOTAL	27861	9781.15		165817.5		
Grain Crops	25975	9252.58	100	123891.7	100	
Cereals	24264	7128	77.04	111762.8	90.21	
Teff	4462	587.97	6.35	3797.52	3.07	6.46
Barley	2324	279.31	3.02	1785.15	1.44	6.39
Wheat	1519	210.64	2.28	*	*	*
Maize	8791	1154.13	12.47	18552.21	14.97	16.07
Sorghum	17635	4664.73	50.42	82693.54	66.75	17.73
Finger Millet	*	*	*	*	*	*
Oats / "Aja"	*	*	*	*	*	*
Rice	-	-	-	-	-	-
Pulses	7240	2098.58	22.68	11995.95	9.68	
Horse beans	4573	758.82	8.2	4443.69	3.59	5.86
Field peas	4483	1260.59	13.62	6489.43	5.24	5.15
Haricot beans	1342	77.15	0.83	*	*	*
Chick - peas	-	-	-	-	-	-
Lentils	-	-	-	-	-	-
Vetch	*	*	*	-	-	-
Soya beans	*	*	*	-	-	-
Fenugreek	*	*	*	-	-	-
Gibto.	-	-	-	-	-	-
Oilseeds	496	*	*	*	*	*
Neug.	-	-	-	-	-	-
Linseed	*	*	*	*	*	*
Groundnuts	-	-	-	-	-	-
Sunflower	*	*	*	-	-	-
Sesame	*	*	*	*	*	*
Rapeseed	288	9.65	0.1	*	*	*
Vegetables	6864	168.78	100	8647.08	100	
Lettuce	-	-	-	-	-	-
Head cabbage	-	-	-	-	-	-
Ethiopian cabbage	4061	46.72	27.68	4660.91	53.9	99.76
Tomatoes	*	*	*	*	*	*
Green peppers	1863	28.35	16.8	2643.81	30.57	93.26
Red peppers	1412	*	*	1079.2	12.48	*
Swiss chard	*	*	*	*	*	*
Root Crops	11920	359.8	100	33278.75	100	
Beetroot	*	*	*	*	*	*
Carrot	*	*	*	*	*	*
Onion	1547	*	*	*	*	*
Potatoes	810	28.05	7.8	2944.86	8.85	104.99
Garlic	893	2.62	0.73	348.81	1.05	133.13
Taro / "Godere"	9384	253.82	70.54	20305.64	61.02	80
Sweet po	420	*	*	*	*	*

TABLE 5.1.9- ESTIMATE OF HOLDERS, AREA, PRODUCTION AND YIELD OF TEMPORARY CROPS FOR PRIVATE PEASANT HOLDINGS FOR MEHER SEASON

RURAL HOLDINGS

KAFFA ZONE

Crop	Number of Holders	Area		Production		Yield
		Hectares	%	Quintals	%	QT / HA
TOTAL	131094	83735.36		1096739		
Grain Crops	121755	81579.91	100	947362.6	100	
Cereals	112975	57945.92	71.03	755959.3	79.8	
Teff	73572	15189.45	18.62	119437.2	12.61	7.86
Barley	46783	7839.55	9.61	73132.3	7.72	9.33
Wheat	40078	8186.64	10.04	92799.58	9.8	11.34
Maize	40085	17850.09	21.88	356130.9	37.59	19.95
Sorghum	37167	7896.41	9.68	101172.8	10.68	12.81
Finger Millet	5230	810.71	0.99	11342.43	1.2	13.99
Oats / "Aja"	2372	173.07	0.21	1943.98	0.21	11.23
Rice	-	-	-	-	-	-
Pulses	88397	23534.23	28.85	191136.4	20.18	
Horse beans	68249	13644.39	16.73	117994.2	12.46	8.65
Field peas	38704	8299.05	10.17	61346.22	6.48	7.39
Haricot beans	20095	1568.61	1.92	11768.39	1.24	7.5
Chick - peas	78	*	*	-	-	-
Lentils	122	*	*	*	*	*
Vetch	*	*	*	*	*	*
Soya beans	*	*	*	-	-	-
Fenugreek	254	2.33	-	*	*	*
Gibto.	*	*	*	-	-	-
Oilseeds	4150	99.76	0.12	266.88	0.03	
Neug.	249	*	*	*	*	*
Linseed	2794	50.18	0.06	163.01	0.02	3.25
Groundnuts	*	*	*	-	-	-
Sunflower	*	*	*	-	-	-
Sesame	*	*	*	-	-	-
Rapeseed	1053	13.81	0.02	33.54	-	2.43
Vegetables	53262	804.35	100	37415.93	100	
Lettuce	*	*	*	*	*	*
Head cabbage	308	*	*	*	*	*
Ethiopian cabbage	47874	304.5	37.86	30449.55	81.38	100
Tomatoes	-	-	-	-	-	-
Green peppers	4886	28.83	3.58	2846.67	7.61	98.74
Red peppers	3767	460.19	57.21	2819.69	7.54	6.13
Swiss chard	*	*	*	*	*	*
Root Crops	46667	1351.1	100	111960.2	100	
Beetroot	233	0.91	0.07	118.55	0.11	130.27
Carrot	*	*	*	*	*	*
Onion	2231	14.46	1.07	1950.78	1.74	134.91
Potatoes	1445	41.74	3.09	4382.3	3.91	104.99
Garlic	4505	24.04	1.78	3594.72	3.21	149.53
Taro / "Godere"	40233	1253.9	92.81	100306.2	89.59	80
Sweet po	1198	15.92	1.18	1592.09	1.42	100.01

TABLE 5.1.10- ESTIMATE OF HOLDERS, AREA, PRODUCTION AND YIELD OF TEMPORARY CROPS FOR PRIVATE PEASANT HOLDINGS FOR MEHER SEASON

RURAL HOLDINGS

GAMUGOFA ZONE

Crop	Number of Holders	Area		Production		Yield
		Hectares	%	Quintals	%	QT / HA
TOTAL	229384	87740.76		1738109		
Grain Crops	218229	78663.81	100	857997.7	100	
Cereals	210538	67845.3	86.25	761813.7	88.79	
Teff	79048	20497.48	26.06	137756.1	16.06	6.72
Barley	98380	14699.35	18.69	167836.8	19.56	11.42
Wheat	54984	7334.63	9.32	87176.87	10.16	11.89
Maize	74215	16149.14	20.53	272456.9	31.76	16.87
Sorghum	50804	8917.71	11.34	93777.7	10.93	10.52
Finger Millet	1020	225.7	0.29	2658.43	0.31	11.78
Oats / "Aja"	534	*	*	*	*	*
Rice	-	-	-	-	-	-
Pulses	106989	10263.49	13.05	93538.23	10.9	
Horse beans	55247	3941.23	5.01	41575.06	4.85	10.55
Field peas	36150	2834.43	3.6	26276.62	3.06	9.27
Haricot beans	45220	2780.62	3.53	20934.57	2.44	7.53
Chick - peas	4383	579.4	0.74	4100.11	0.48	7.08
Lentils	2376	70.04	0.09	481.4	0.06	6.87
Vetch	216	*	*	-	-	-
Soya beans	727	27.5	0.04	103.62	0.01	3.77
Fenugreek	3419	20.73	0.03	66.84	-	3.22
Gibto.	184	-	-	-	-	-
Oilseeds	7908	555.02	0.71	2645.74	0.31	
Neug.	370	*	*	*	*	*
Linseed	2753	56.88	0.07	256.74	0.03	4.51
Groundnuts	3347	411.78	0.52	2133.21	0.25	5.18
Sunflower	515	6.01	-	21.63	-	3.6
Sesame	751	43.19	0.05	127.08	0.01	2.94
Rapeseed	*	*	*	*	*	*
Vegetables	36603	440.03	100	42852.93	100	
Lettuce	-	-	-	-	-	-
Head cabbage	226	*	*	*	*	*
Ethiopian cabbage	33269	340.21	77.32	34001.81	79.35	99.94
Tomatoes	579	33.66	7.65	5048.4	11.78	149.98
Green peppers	2609	37.11	8.43	3612.14	8.43	97.34
Red peppers	801	6.18	1.4	75.12	0.18	12.16
Swiss chard	459	*	*	-	-	-
Root Crops	139799	8636.93	100	837258.3	100	
Beetroot	320	*	*	*	*	*
Carrot	*	*	*	*	*	*
Onion	12268	90.76	1.05	12253.27	1.46	135.01
Potatoes	50848	2262.3	26.19	237542	28.37	105
Garlic	3853	15.45	0.18	2314.65	0.28	149.82
Taro / "Godere"	56407	2076.26	24.04	165882.6	19.81	79.89
Sweet po	77836	4190.42	48.52	419041.6	50.05	100

TABLE 5.1.11- ESTIMATE OF HOLDERS, AREA, PRODUCTION AND YIELD OF TEMPORARY CROPS FOR PRIVATE PEASANT HOLDINGS FOR MEHER SEASON

RURAL HOLDINGS

BENCH MAJI ZONE

Crop	Number of Holders	Area		Production		Yield QT/HA
		Hectares	%	Quintals	%	
TOTAL	92691	21885.81		536817.4		
Grain Crops	68333	18365.08	100	250359.1	100	
Cereals	64908	16237.87	88.42	231467.1	92.45	
Teff	12078	1940.93	10.57	12008.26	4.8	6.19
Barley	5663	664.23	3.62	5876.36	2.35	8.85
Wheat	1694	237.86	1.3	1919.84	0.77	8.07
Maize	45131	9452.7	51.47	153163.9	61.18	16.2
Sorghum	24036	3810.71	20.75	56365.19	22.51	14.79
Finger Millet	1461	126.63	0.69	2075.59	0.83	16.39
Oats / "Aja"	112	4.81	0.03	57.94	0.02	12.05
Rice	-	-	-	-	-	-
Pulses	18914	1963.32	10.69	18492.91	7.39	
Horse beans	8264	894.5	4.87	8080.93	3.23	9.03
Field peas	4014	643.91	3.51	5324.68	2.13	8.27
Haricot beans	8770	413.73	2.25	5064.21	2.02	12.24
Chick - peas	-	-	-	-	-	-
Lentils	70	6.53	0.04	22.11	-	3.39
Vetch	*	*	*	-	-	-
Soya beans	*	0.4	-	-	-	-
Fenugreek	*	*	*	*	*	*
Gibto.	*	*	*	-	-	-
Oilseeds	4015	163.89	0.89	399.09	0.16	
Neug.	*	*	*	-	-	-
Linseed	692	12.14	0.07	53.32	0.02	4.39
Groundnuts	*	*	*	-	-	-
Sunflower	*	*	*	-	-	-
Sesame	*	*	*	*	*	*
Rapeseed	2374	68.84	0.37	104.61	0.04	1.52
Vegetables	29652	271.7	100	25425.64	100	
Lettuce	-	-	-	-	-	-
Head cabbage	*	*	*	*	*	*
Ethiopian cabbage	25881	195.3	71.88	19530.23	76.81	100
Tomatoes	*	*	*	*	*	*
Green peppers	4519	54.46	20.04	5445.64	21.42	99.99
Red peppers	807	*	*	*	*	*
Swiss chard	*	*	*	-	-	-
Root Crops	58267	3249.02	100	261032.6	100	
Beetroot	*	*	*	*	*	*
Carrot	*	*	*	*	*	*
Onion	1013	4.13	0.13	558.03	0.21	135.12
Potatoes	158	0.72	0.02	75.12	0.03	104.33
Garlic	389	1.59	0.05	238.17	0.09	149.79
Taro / "Godere"	57192	3207.87	98.73	256629.7	98.31	80
Sweet po	904	*	*	*	*	*

TABLE 5.1.12- ESTIMATE OF HOLDERS, AREA, PRODUCTION AND YIELD OF TEMPORARY CROPS FOR PRIVATE PEASANT HOLDINGS FOR MEHER SEASON

RURAL HOLDINGS

YEM SPECIAL WEREDA

Crop	Number of Holders	Area		Production		Yield QT / HA
		Hectares	%	Quintals	%	
TOTAL	14974	13414.7		150128.4		
Grain Crops	14837	13096.54	100	121360.4	100	
Cereals	14723	10515.73	80.29	101601.1	83.72	
Teff	10849	3718.93	28.4	31300.28	25.79	8.42
Barley	8946	1374.79	10.5	11799.48	9.72	8.58
Wheat	9972	3097.77	23.65	29842.77	24.59	9.63
Maize	11025	1704.55	13.02	22390.46	18.45	13.14
Sorghum	4203	610.24	4.66	6196.36	5.11	10.15
Finger Millet	-	-	-	-	-	-
Oats / "Aja"	295	9.46	0.07	71.74	0.06	7.58
Rice	-	-	-	-	-	-
Pulses	10910	2379.09	18.17	19346.43	15.94	
Horse beans	9274	1389.48	10.61	12932.64	10.66	9.31
Field peas	4597	882.29	6.74	6004.82	4.95	6.81
Haricot beans	274	3.6	0.03	-	-	-
Chick - peas	*	*	*	*	*	*
Lentils	1951	89.58	0.68	357.38	0.29	3.99
Vetch	*	*	*	-	-	-
Soya beans	-	-	-	-	-	-
Fenugreek	809	2.79	0.02	9.18	-	3.29
Gibto.	-	-	-	-	-	-
Oilseeds	1911	201.72	1.54	412.82	0.34	
Neug.	277	46.51	0.36	93.55	0.08	2.01
Linseed	1232	148.12	1.13	305.56	0.25	2.06
Groundnuts	-	-	-	-	-	-
Sunflower	-	-	-	-	-	-
Sesame	-	-	-	-	-	-
Rapeseed	520	7.09	0.05	13.71	0.01	1.93
Vegetables	9657	61.7	100	6108.53	100	
Lettuce	*	*	*	-	-	-
Head cabbage	217	*	*	*	*	*
Ethiopian cabbage	9378	55.89	90.58	5589.15	91.5	100
Tomatoes	*	*	*	*	*	*
Green peppers	711	1.83	2.97	183.16	3	100.09
Red peppers	159	*	*	*	*	*
Swiss chard	*	*	*	*	*	*
Root Crops	8844	256.45	100	22659.56	100	
Beetroot	315	0.49	0.19	63.06	0.28	128.69
Carrot	197	0.23	0.09	28.29	0.12	123
Onion	209	0.32	0.12	43.08	0.19	134.63
Potatoes	4132	55.12	21.49	5787.33	25.54	105
Garlic	2329	4.56	1.78	596.51	2.63	130.81
Taro / "Godere"	4742	171.61	66.92	13729.09	60.59	80
Sweet po	1237	24.12	9.41	2412.19	10.65	100.01

TABLE 5.1.13- ESTIMATE OF HOLDERS, AREA, PRODUCTION AND YIELD OF TEMPORARY CROPS FOR PRIVATE PEASANT HOLDINGS FOR MEHER SEASON

RURAL HOLDINGS

AMARO SPECIAL WEREDA

Crop	Number of Holders	Area		Production		Yield
		Hectares	%	Quintals	%	QT / HA
TOTAL	19084	4857.74		60234.82		
Grain Crops	17914	4704.76	100	44413.55	100	
Cereals	16260	3928.27	83.5	38733.37	87.21	
Teff	6730	1995.78	42.42	18532.49	41.73	9.29
Barley	8100	1009.53	21.46	9552.27	21.51	9.46
Wheat	2613	440.67	9.37	5745.66	12.94	13.04
Maize	3918	294.67	6.26	*	*	*
Sorghum	2553	184.58	3.92	942.59	2.12	5.11
Finger Millet	-	-	-	-	-	-
Oats / "Aja"	*	*	*	-	-	-
Rice	-	-	-	-	-	-
Pulses	11033	775.28	16.48	5676.42	12.78	
Horse beans	4945	213.82	4.54	2077.06	4.68	9.71
Field peas	4753	389.21	8.27	2846.8	6.41	7.31
Haricot beans	4060	117.31	2.49	452.48	1.02	3.86
Chick - peas	*	*	*	*	*	*
Lentils	625	13.29	0.28	82.43	0.19	6.2
Vetch	*	*	*	-	-	-
Soya beans	-	-	-	-	-	-
Fenugreek	*	*	*	-	-	-
Gibto.	-	-	-	-	-	-
Oilseeds	359	1.22	0.03	*	*	
Neug.	-	-	-	-	-	-
Linseed	*	*	*	*	*	*
Groundnuts	*	*	*	-	-	-
Sunflower	*	*	*	-	-	-
Sesame	-	-	-	-	-	-
Rapeseed	*	*	*	-	-	-
Vegetables	6215	78.33	100	7267.6	100	
Lettuce	-	-	-	-	-	-
Head cabbage	-	-	-	-	-	-
Ethiopian cabbage	6129	72.68	92.79	7267.6	100	99.99
Tomatoes	-	-	-	-	-	-
Green peppers	*	*	*	-	-	-
Red peppers	*	*	*	-	-	-
Swiss chard	-	-	-	-	-	-
Root Crops	5677	74.64	100	8553.66	100	
Beetroot	-	-	-	-	-	-
Carrot	-	-	-	-	-	-
Onion	3521	*	*	*	*	*
Potatoes	*	*	*	-	-	-
Garlic	-	-	-	-	-	-
Taro / "Godere"	347	1.22	1.63	97.74	1.14	80.11
Sweet po	1855	38.73	51.89	3872.67	45.28	99.99

TABLE 5.1.14- ESTIMATE OF HOLDERS, AREA, PRODUCTION AND YIELD OF TEMPORARY CROPS FOR PRIVATE PEASANT HOLDINGS FOR MEHER SEASON

RURAL HOLDINGS

BURJI SPECIAL WEREDA

Crop	Number of Holders	Area		Production		Yield
		Hectares	%	Quintals	%	QT / HA
TOTAL	6920	4489.93		34751.1		
Grain Crops	6675	4467.26	100	32418.8	100	
Cereals	6186	2949.84	66.03	23623.93	72.87	
Teff	3148	1034.71	23.16	6205.08	19.14	6
Barley	2845	189.91	4.25	1014.62	3.13	5.34
Wheat	2957	365.9	8.19	1637.6	5.05	4.48
Maize	3163	603.25	13.5	10186.17	31.42	16.89
Sorghum	2013	755.23	16.91	4580.45	14.13	6.06
Finger Millet	-	-	-	-	-	-
Oats / "Aja"	*	*	*	-	-	-
Rice	-	-	-	-	-	-
Pulses	4962	1512.59	33.86	8782.81	27.09	
Horse beans	325	*	*	*	*	*
Field peas	549	65.97	1.48	422.73	1.3	6.41
Haricot beans	4305	1129.53	25.28	6584.28	20.31	5.83
Chick – peas	1193	253.26	5.67	1364.51	4.21	5.39
Lentils	326	32.28	0.72	*	*	*
Vetch	*	*	*	-	-	-
Soya beans	*	*	*	-	-	-
Fenugreek	110	8.35	0.19	16.26	0.05	1.95
Gibto.	*	*	*	-	-	-
Oilseeds	106	*	*	*	*	
Neug.	-	-	-	-	-	-
Linseed	43	*	*	*	*	*
Groundnuts	-	-	-	-	-	-
Sunflower	*	*	*	-	-	-
Sesame	-	-	-	-	-	-
Rapeseed	*	*	*	-	-	-
Vegetables	780	10.46	100	904.39	100	
Lettuce	*	*	*	-	-	-
Head cabbage	-	-	-	-	-	-
Ethiopian cabbage	636	9.22	88.15	904.39	100	98.09
Tomatoes	62	*	*	-	-	-
Green peppers	57	*	*	-	-	-
Red peppers	73	*	*	-	-	-
Swiss chard	*	*	*	-	-	-
Root Crops	931	12.21	100	1427.91	100	
Beetroot	*	*	*	-	-	-
Carrot	-	-	-	-	-	-
Onion	569	6.5	53.24	877.85	61.48	135.05
Potatoes	135	1.77	14.5	185.78	13.01	104.96
Garlic	*	*	*	-	-	-
Taro / "Godere"	*	*	*	-	-	-
Sweet po	227	3.64	29.81	364.27	25.51	100.07

TABLE 5.1.15- ESTIMATE OF HOLDERS, AREA, PRODUCTION AND YIELD OF TEMPORARY CROPS FOR PRIVATE PEASANT HOLDINGS FOR MEHER SEASON

RURAL HOLDINGS

KONSO SPECIAL WEREDA

Crop	Number of Holders	Area		Production		Yield
		Hectares	%	Quintals	%	QT / HA
TOTAL	29911	16660.25		87866.68		
Grain Crops	29766	16481.31	100	79410.96	100	
Cereals	29681	14353	87.09	67882.65	85.48	
Teff	7305	2072.06	12.57	10832.57	13.64	5.23
Barley	1286	93.78	0.57	*	*	*
Wheat	*	*	*	*	*	*
Maize	15641	3584.72	21.75	26966.89	33.96	7.52
Sorghum	26360	8547.25	51.86	29447.03	37.08	3.45
Finger Millet	*	*	*	-	-	-
Oats / "Aja"	-	-	-	-	-	-
Rice	-	-	-	-	-	-
Pulses	19204	2117.8	12.85	11522.54	14.51	
Horse beans	-	-	-	-	-	-
Field peas	5144	386.29	2.34	1357	1.71	3.51
Haricot beans	16726	1593.86	9.67	9952.51	12.53	6.24
Chick - peas	806	*	*	*	*	*
Lentils	*	*	*	*	*	*
Vetch	-	-	-	-	-	-
Soya beans	*	*	*	-	-	-
Fenugreek	*	*	*	-	-	-
Gibto.	*	*	*	-	-	-
Oilseeds	467	*	*	*	*	
Neug.	-	-	-	-	-	-
Linseed	*	*	*	-	-	-
Groundnuts	-	-	-	-	-	-
Sunflower	*	*	*	*	*	*
Sesame	-	-	-	-	-	-
Rapeseed	-	-	-	-	-	-
Vegetables	1567	98.09	100	*	*	
Lettuce	-	-	-	-	*	-
Head cabbage	-	-	-	-	*	-
Ethiopian cabbage	1441	97.74	99.64	-	*	-
Tomatoes	*	*	*	*	*	*
Green peppers	-	-	-	-	*	-
Red peppers	*	*	*	-	*	-
Swiss chard	-	-	-	-	*	-
Root Crops	2565	*	*	*	*	
Beetroot	-	-	*	-	*	-
Carrot	-	-	*	-	*	-
Onion	*	*	*	*	*	*
Potatoes	*	*	*	*	*	*
Garlic	-	-	*	-	*	-
Taro / "Godere"	*	*	*	-	*	-
Sweet po	1238	14.44	*	1443.91	*	99.99

TABLE 5.1.16- ESTIMATE OF HOLDERS, AREA, PRODUCTION AND YIELD OF TEMPORARY CROPS FOR PRIVATE PEASANT HOLDINGS FOR MEHER SEASON

RURAL HOLDINGS

DERASHE SPECIAL WEREDA

Crop	Number of Holders	Area		Production		Yield
		Hectares	%	Quintals	%	QT / HA
TOTAL	19924	14666.17		135472.4		
Grain Crops	19739	14506.55	100	118456.8	100	
Cereals	19465	13462.91	92.81	112712	95.15	
Teff	7088	1676.24	11.56	13256.04	11.19	7.91
Barley	2573	315.75	2.18	2023.6	1.71	6.41
Wheat	1134	186.29	1.28	2058.09	1.74	11.05
Maize	13262	3065.53	21.13	21910.07	18.5	7.15
Sorghum	14232	8219.11	56.66	73464.22	62.02	8.94
Finger Millet	-	-	-	-	-	-
Oats / "Aja"	-	-	-	-	-	-
Rice	-	-	-	-	-	-
Pulses	8712	1041.33	7.18	5740.34	4.85	
Horse beans	979	41.57	0.29	209.7	0.18	5.04
Field peas	754	64.67	0.45	180.32	0.15	2.79
Haricot beans	6680	687.15	4.74	4546.87	3.84	6.62
Chick – peas	1382	219.61	1.51	735.83	0.62	3.35
Lentils	193	*	*	*	*	*
Vetch	-	-	-	-	-	-
Soya beans	*	*	*	*	*	*
Fenugreek	*	*	*	*	*	*
Gibto.	-	-	-	-	-	-
Oilseeds	186	2.31	0.02	*	*	
Neug.	-	-	-	-	-	-
Linseed	*	*	*	*	*	*
Groundnuts	-	-	-	-	-	-
Sunflower	*	*	*	-	-	-
Sesame	-	-	-	-	-	-
Rapeseed	-	-	-	-	-	-
Vegetables	3109	58.14	100	5602.93	100	
Lettuce	-	-	-	-	-	-
Head cabbage	-	-	-	-	-	-
Ethiopian cabbage	2904	50.58	87	4952.95	88.4	97.92
Tomatoes	*	*	*	-	-	-
Green peppers	198	*	*	*	*	*
Red peppers	*	*	*	-	-	-
Swiss chard	-	-	-	-	-	-
Root Crops	2941	101.48	100	11412.74	100	
Beetroot	*	*	*	*	*	*
Carrot	-	-	-	-	-	-
Onion	1899	78.99	77.84	10664.24	93.44	135.01
Potatoes	385	6.23	6.14	654.22	5.73	105.01
Garlic	*	*	*	*	*	*
Taro / "Godere"	*	*	*	-	-	-
Sweet po	666	14.75	14.53	-	-	-

TABLE 5.1.17- ESTIMATE OF HOLDERS, AREA, PRODUCTION AND YIELD OF TEMPORARY CROPS FOR PRIVATE PEASANT HOLDINGS FOR MEHER SEASON

DAWRO ZONE						
RURAL HOLDINGS						
Crop	Number of Holders	Area		Production		Yield
		Hectares	%	Quintals	%	QT / HA
TOTAL	68014	29566.25		480601.6		
Grain Crops	56071	26090.96	100	195298.5	100	
Cereals	47439	18703.39	71.69	141086.1	72.24	
Teff	30365	8997.09	34.48	46998.1	24.06	5.22
Barley	6921	891.28	3.42	6624.41	3.39	7.43
Wheat	7247	1194.91	4.58	9316.34	4.77	7.8
Maize	13305	3052.36	11.7	36903.52	18.9	12.09
Sorghum	23260	4488.21	17.2	40692.21	20.84	9.07
Finger Millet	-	-	-	-	-	-
Oats / "Aja"	1378	79.54	0.3	551.52	0.28	6.93
Rice	-	-	-	-	-	-
Pulses	33152	7230.7	27.71	53524.28	27.41	
Horse beans	20988	3805.43	14.59	31089.71	15.92	8.17
Field peas	9826	2177.09	8.34	14072.83	7.21	6.46
Haricot beans	9554	1045.66	4.01	7678.53	3.93	7.34
Chick – peas	1632	90.36	0.35	322.78	0.17	3.57
Lentils	2336	105.58	0.4	343.07	0.18	3.25
Vetch	*	*	*	*	*	*
Soya beans	158	*	*	*	*	*
Fenugreek	*	*	*	*	*	*
Gibto.	*	*	*	-	-	-
Oilseeds	5323	156.87	0.6	688.14	0.35	
Neug.	*	*	*	*	*	*
Linseed	3878	71.66	0.27	236.53	0.12	3.3
Groundnuts	1009	*	*	432.22	0.22	*
Sunflower	-	-	-	-	-	-
Sesame	104	*	*	-	-	-
Rapeseed	315	8.69	0.03	17.05	-	1.96
Vegetables	22246	182.55	100	14163.18	100	
Lettuce	*	*	*	-	-	-
Head cabbage	-	-	-	-	-	-
Ethiopian cabbage	19833	116.62	63.88	11661.98	82.34	100
Tomatoes	*	*	*	-	-	-
Green peppers	1977	7.77	4.26	721.6	5.09	92.87
Red peppers	1646	44.73	24.5	294.59	2.08	6.59
Swiss chard	224	*	*	*	*	*
Root Crops	50702	3292.74	100	271139.9	100	
Beetroot	*	*	*	*	*	*
Carrot	*	*	*	-	-	-
Onion	989	3.19	0.1	371.97	0.14	116.61
Potatoes	4527	94.74	2.88	9947.63	3.67	105
Garlic	858	5.85	0.18	837.14	0.31	143.1
Taro / "Godere"	48016	2945.25	89.45	235620.3	86.9	80
Sweet po	8341	242.79	7.37	24278.77	8.95	100

TABLE 5.1.18- ESTIMATE OF HOLDERS, AREA, PRODUCTION AND YIELD OF TEMPORARY CROPS FOR PRIVATE PEASANT HOLDINGS FOR MEHER SEASON

RURAL HOLDINGS

BASKETO SPECIAL WEREDA

Crop	Number of Holders	Area		Production		Yield
		Hectares	%	Quintals	%	QT / HA
TOTAL	9059	2582.78		50659.52		
Grain Crops	8598	2341.62	100	26967.92	100	
Cereals	8215	2182.73	93.21	25880.51	95.97	
Teff	4309	943.09	40.28	8859.28	32.85	9.39
Barley	1850	260.25	11.11	2359.03	8.75	9.06
Wheat	*	*	*	*	*	*
Maize	4389	527.91	22.54	8830.52	32.74	16.73
Sorghum	4289	447.48	19.11	5820.54	21.58	13.01
Finger Millet	-	-	-	-	-	-
Oats / "Aja"	*	*	*	-	-	-
Rice	-	-	-	-	-	-
Pulses	3665	154.1	6.58	1055.07	3.91	
Horse beans	513	11.74	0.5	44.58	0.17	3.8
Field peas	1880	81.14	3.47	613.37	2.27	7.56
Haricot beans	2033	57.75	2.47	397.11	1.47	6.88
Chick - peas	*	*	*	-	-	-
Lentils	-	-	-	-	-	-
Vetch	-	-	-	-	-	-
Soya beans	*	*	*	-	-	-
Fenugreek	*	*	*	-	-	-
Gibto.	*	*	*	-	-	-
Oilseeds	286	4.79	0.2	32.35	0.12	
Neug.	-	-	-	-	-	-
Linseed	76	*	*	*	*	*
Groundnuts	*	*	*	*	*	*
Sunflower	111	*	*	*	*	*
Sesame	-	-	-	-	-	-
Rapeseed	*	*	*	-	-	-
Vegetables	601	6.09	100	608.68	100	
Lettuce	-	-	-	-	-	-
Head cabbage	-	-	-	-	-	-
Ethiopian cabbage	588	6.02	98.85	601.8	98.87	99.97
Tomatoes	-	-	-	-	-	-
Green peppers	*	*	*	*	*	*
Red peppers	-	-	-	-	-	-
Swiss chard	-	-	-	-	-	-
Root Crops	5772	235.07	100	23082.91	100	
Beetroot	-	-	-	-	-	-
Carrot	-	-	-	-	-	-
Onion	203	*	*	*	*	*
Potatoes	1783	49.25	20.95	5171.39	22.4	105
Garlic	*	*	*	*	*	*
Taro / "Godere"	1769	37.34	15.88	2986.95	12.94	79.99
Sweet po	4157	146.3	62.24	14630.49	63.38	100

TABLE 5.1.19- ESTIMATE OF HOLDERS, AREA, PRODUCTION AND YIELD OF TEMPORARY CROPS FOR PRIVATE PEASANT HOLDINGS FOR MEHER SEASON

KONTA SPECIAL WEREDA		RURAL HOLDINGS				
Crop	Number of Holders	Area		Production		Yield QT / HA
		Hectares	%	Quintals	%	
TOTAL	14784	7963.44		160729		
Grain Crops	12514	6893.28	100	74647.74	100	
Cereals	11333	5122.48	74.31	55989.22	75	
Teff	7942	2355.85	34.18	17952.39	24.05	7.62
Barley	2320	956.06	13.87	13425.17	17.98	14.04
Wheat	1595	251.91	3.65	3032.57	4.06	12.04
Maize	2453	499.68	7.25	9013.67	12.07	18.04
Sorghum	5255	1031.24	14.96	12275.13	16.44	11.9
Finger Millet	-	-	-	-	-	-
Oats / "Aja"	181	*	*	*	*	*
Rice	-	-	-	-	-	-
Pulses	7623	1763.8	25.59	18643.5	24.98	
Horse beans	4969	1195.18	17.34	13824.08	18.52	11.57
Field peas	1934	349.25	5.07	3193.59	4.28	9.14
Haricot beans	3114	217.42	3.15	1625.07	2.18	7.47
Chick - peas	*	*	*	*	*	*
Lentils	-	-	-	-	-	-
Vetch	-	-	-	-	-	-
Soya beans	-	-	-	-	-	-
Fenugreek	-	-	-	-	-	-
Gibto.	-	-	-	-	-	-
Oilseeds	329	7	0.1	15.02	0.02	
Neug.	*	*	*	-	-	-
Linseed	304	6.73	0.1	15.02	0.02	2.23
Groundnuts	-	-	-	-	-	-
Sunflower	-	-	-	-	-	-
Sesame	*	*	*	-	-	-
Rapeseed	-	-	-	-	-	-
Vegetables	1547	8.63	100	766.47	100	
Lettuce	-	-	-	-	-	-
Head cabbage	-	-	-	-	-	-
Ethiopian cabbage	856	2.7	31.29	269.88	35.21	99.96
Tomatoes	-	-	-	-	-	-
Green peppers	698	4.92	57.01	491.51	64.13	99.9
Red peppers	196	1.02	11.82	5.08	0.66	4.98
Swiss chard	-	-	-	-	-	-
Root Crops	11590	1061.53	100	85314.78	100	
Beetroot	-	-	-	-	-	-
Carrot	*	*	*	-	-	-
Onion	-	-	-	-	-	-
Potatoes	459	14.62	1.38	1535.44	1.8	105.02
Garlic	*	*	*	*	*	*
Taro / "Godere"	11465	1044.34	98.38	83547.36	97.93	80
Sweet po	168	1.83	0.17	183.22	0.21	100.12

TABLE 5.2 - ESTIMATE OF HOLDERS, AREA, PRODUCTION AND YIELD OF TEMPORARY CROPS FOR PRIVATE PEASANT HOLDINGS FOR MEHER SEASON RURAL HOLDINGS TEMPORARY CROPS

Geographic Area	Number of Holders	Area	Production
		Hectares	Quintals
(S N N P R)	2165441	766494.5	1454221.3
Gurage Zone . .	338768	133373.5	219791.8
Goru. . . . .	18216	15444.5	199988.6
Ezha. . . . .	15035	1968.68	47467.49
Kokir Gedeban	15362	3777.04	54591.41
Sodo. . . . .	24787	16187.58	193576.2
Meskanena Mar	46700	22364.65	409455.5
Selti. . . . .	27259	11489.08	163452.4
Gumer. . . . .	36601	7589.4	197236.3
Cheha. . . . .	21343	1152.95	27696.88
Enemorna Ener	35122	2193.71	64686.02
Dalocha. . . .	30611	21872.71	249009.1
Lanfuro. . . .	23322	16628.49	251035.6
Akililna Mohr	14247	-	-
Alicho Woriro	20014	5043.04	107757.9
Endegagn. . . .	10150	2012.49	34918.75
Hadiva	212273	106694.8	1811657
Misha. . . . .	55784	30174.93	459017.2
Lemo. . . . .	58624	25559.49	377405.3
Badawacho. . .	38184	16684.03	412808.5
Soro. . . . .	59680	34276.36	562426.4
Kembata Alaba T	151024	72575.72	1457947
Omo Sheleko . .	26371	11033.87	249899.1
Angacha. . . . .	28998	9836.78	231155.5
Kedida Gamela	25476	7349.96	160363.3
Alaba. . . . .	47704	38797.4	639056.4
Kacha Bira. . .	22475	5557.71	177472.5
Sidama Zone . .	401069	57919.32	1407150
Shebedino. . . .	98578	14107.6	292993.1
Awasa. . . . .	50979	13962.2	392217.3
Arbezona. . . .	30476	4445.24	72387.55
Dale. . . . .	55465	4019.01	182708.9
Aleta Wendo . .	47336	2821.96	112699.6
Dara. . . . .	19831	2290.99	42561.52
Hula. . . . .	46629	9303.92	212286.5
Bensa. . . . .	35117	4214.87	63566.37
Aroresa. . . . .	16658	2753.53	35728.75
Gedio	88446	13229.78	294118.6
Wenago. . . . .	20771	761.79	29241.52
Yirgachefe. . .	16912	1077.48	32042.19
kochere. . . . .	35220	8018.57	164701
Bule. . . . .	15543	3371.94	68133.88
Wolavita	249145	63605.75	2365965
Sodo Zuria. . .	36163	11037.41	409398.4
Boloso Sore. . .	56943	9548.3	434709.6
Damot Gale. . .	43199	9575.53	412020.6
Damot Wavde. .	32008	9561.45	329019.2
Kindo Kovsha.	34701	6686.45	300714.6
Offa. . . . .	27430	6595.04	256172.2
Humbo. . . . .	18701	10601.57	223930.5
South Omo Zone.	61019	21751.27	309532.3
Selamago. . . .	2647	842.81	11800.12
Bako Gazer. . .	37010	12600.28	225176.2
Gelila. . . . .	10134	2219.78	27881.1
Hamer. . . . .	4711	2408.78	14313.85

CONTD

Bena Tsemay .	6517	3679.63	30360.97
Shaka	27861	9781.15	165817.5
Masha . . . .	5149	2557.96	18238.3
Anderacha . .	2871	632.18	6111.44
Yeki . . . .	19840	6591.01	141467.8
Kaffa	131094	83735.36	1096739
Telo . . . .	11393	8710.07	103939.6
Cheta . . . .	5650	2830.47	39618.59
Decha . . . .	19850	8896.13	88298.37
Menjiwo . . . .	17652	15386.59	214111.8
Gimbo . . . .	12726	9024.92	121156.4
Gewata . . . .	10153	7837.18	84982.01
Chena . . . .	23582	14487.37	249830.3
Bitu . . . .	10266	6800	101883.8
Gesha Daka . .	12846	6329.25	59403.83
Saylem . . . .	6978	3433.38	33514.09
Gamo Gofa	229384	87740.76	1738109
Arba Minch Zuria	22612	7572.71	180864.7
Boreda . . . .	10092	4955.9	121150.6
Mirab Abaya .	9150	3022.63	71655.97
Chencha . . . .	18700	3811.2	70788.41
Kemba . . . .	21746	10296.15	172095
Bonkie . . . .	23114	8636.48	173051.1
Dita . . . .	12604	2872.98	77935.85
Daramalo . . .	10683	2651.44	79750.15
Kucha . . . .	24393	8524.59	226007.5
Gofa Zuria . .	36361	20156.44	320614.6
Zala . . . .	8082	2160.43	41322.42
Uba Deber Tse	9059	3419.75	41170.53
Melekoza . . .	22789	9660.06	161702
Bench-Maji	92691	21885.81	536817.4
Shewa Bench .	17773	5210.63	83819.76
Bench . . . .	44476	9636.52	308077.9
Bero . . . .	1182	163.13	5276.64
Maji . . . .	4257	902.61	14961.66
Menit Goldiya	10293	3220.4	56548.38
Menit Shasha.	5537	705.37	15944.08
Sheko . . . .	9172	2047.14	52188.97
Yem Special Wer	14974	13414.7	150128.4
Yem . . . .	14974	13414.7	150128.4
Amaro Special W	19084	4857.74	60234.82
Amaro . . . .	19084	4857.74	60234.82
Burji Special W	6920	4489.93	34751.1
Burji . . . .	6920	4489.93	34751.1
Konso Special W	29911	16660.25	87866.68
Konso . . . .	29911	16660.25	87866.68
Dirashe Special	19924	14666.17	135472.4
Dirashe . . . .	19924	14666.17	135472.4
Dawro . . . .	68014	29566.25	480601.6
Mareka Wereda	15018	5151.51	76833.39
Gena Bosa Wer	12856	7701.14	125043.7
Gedo Walcha W	17900	9319.61	152719.8
Isara Wereda.	9525	3083.25	43039.5
Gorka Bersa W	12715	4310.73	82965.27
Basketo Special	9059	2582.78	50659.52
Basketo . . . .	9059	2582.78	50659.52
Konta Special W	14784	7963.44	160729
Ela . . . .	14784	7963.44	160729

TABLE 5.2.1 - ESTIMATE OF HOLDERS, AREA, PRODUCTION AND YIELD OF  
TEMPORARY CROPS FOR PRIVATE PEASANT HOLDINGS FOR MEHER SEASON RURAL HOLDINGS  
GRAIN CROPS

Geographic Area	Number of Holders	Area	Production
		Hectares	Quintals
(S.N.N.P.R) ...	1887138	687585.4	8249115
Gurage Zone ..	301943	120943	1566576
Goru.....	16817	13991.98	169885.5
Ezha.....	13677	1766.58	27037.98
Kokir Gedebano	13490	3633.04	39793.04
Sodo.....	21615	15975.39	177471.7
Meskanena Mareko	44152	19155.82	319171.5
Selti.....	26670	10786.85	132193.7
Gumer.....	36254	6851.1	121478.2
Cheha.....	16386	946.18	9928.67
Enemorna Ener	19153	1613.45	13742.75
Dalocha ...	30119	20663.64	208303.7
Lanfuro ...	22588	14684.77	204807.8
Akililna Mohr	12562	*	*
Alicho Woriro	19563	4520.96	54740.58
Endegagn. ...	8898	1948.96	28642.73
Hadiya	205713	101203.9	1358669
Misha.....	54038	29527.89	394043.4
Lemo.....	56449	23808.34	289537.7
Badawacho ..	36507	14841.41	237818.4
Soro.....	58719	33026.26	437269.9
Kembata Alaba Tembaro	139394	61435.7	818021.8
Omo Sheleko .	24335	9402.94	98757.18
Angacha ...	27166	8731.74	116461.8
Kedida Gamela	23795	6505.67	78064.96
Alaba.....	46441	32497.78	470256.7
Kacha Bira. .	17657	4297.57	54481.13
Sidama Zone ..	322333	50453.09	724694.4
Shebedino ..	85943	12999.73	188443
Awasa.....	45677	11444.02	203414.9
Arbegona. ...	26176	4223.59	47119.57
Dale.....	35159	2592.78	42745.92
Aleta Wendo .	28523	1876.99	19077.17
Dara.....	16347	2081.8	21564.67
Hula.....	38810	8556.34	133112.9
Bensa.....	30453	4013.5	42255.98
Aroresa ...	15244	2664.35	26960.35
Gedio	62711	12028.49	171647.4
Wenago. ...	7352	491.06	4097.24
Yirgachefe. .	9414	879.21	12556.88
kochere ...	32151	7598.29	122238.5
Bule.....	13794	3059.93	32754.72
Wolayita	197532	44265.94	512183.5
Sodo Zuria. .	30188	7645.92	76016.74
Boloso Sore .	36429	5533.84	51106.72
Damot Gale. .	36367	5939.58	59060.69
Damot Wayde .	26744	7377.89	114722.6
Kindo Koysa.	27224	3836	31463.02
Offa.....	22442	4324.2	42386.41
Humbo.....	18138	9608.51	137427.4
South Omo Zone.	57107	20811.61	224736.7
Selamago. ...	2578	795.71	7136.13
Bako Gazer. .	33984	11817.84	155473.4
Gelila. ...	9366	2134.2	19877.97
Hamer.....	4711	2408.15	14258.82

CONTD

Bena Tsemay .	6468	3655.71	27990.37
Shaka	25975	9252.58	123891.7
Masha . . . .	4909	2534.22	15897.77
Anderacha . .	2253	601.74	3363.14
Yeki . . . . .	18813	6116.61	104630.8
Kaffa	121755	81579.91	947362.6
Telo . . . . .	11058	8640.03	97386.67
Cheta . . . . .	5234	2727.46	31232.31
Decha . . . . .	18376	8731.84	73623.82
Menjiwo . . .	17332	14853.84	169859.1
Gimbo . . . . .	12201	8506.94	108980.1
Gewata . . . .	9703	7725.72	77565.59
Chena . . . . .	19959	14108.14	217074.9
Bitu . . . . .	9583	6608.35	87041.04
Gesha Daka . .	11814	6280.31	54579.81
Saylem . . . . .	6495	3397.29	30019.19
Gamo Gofa	218229	78663.81	857997.7
Arba Minch Zuria	21623	6692.08	90332.83
Boreda . . . .	9799	4231.01	49498.71
Mirab Abaya .	8708	2684.17	38086.44
Chencha . . . .	18522	3576.84	46234.84
Kemba . . . . .	21146	9590.86	101529.8
Bonkie . . . . .	22901	7823.71	89655.69
Dita . . . . .	11972	2422.45	32847.1
Daramalo . . .	9011	2078.04	23297.3
Kucha . . . . .	21935	6764.66	61577.11
Gofa Zuria . .	34380	18875.85	197096.4
Zala . . . . .	7448	1932.93	18619.27
Uba Deber Tse	8913	3353.17	34344.81
Melekoza . . .	21872	8638.04	74877.33
Bench-Maji	68333	18365.08	250359.1
Shewa Bench .	14690	4979.09	64175.3
Bench . . . . .	26119	6880.17	85775.66
Bero . . . . .	1137	153.67	4469.49
Maji . . . . .	3804	881.91	12997.25
Menit Goldiya	10079	3125.01	47932.97
Menit Shasha.	5314	669.11	12692.8
Sheko . . . . .	7190	1676.12	22315.65
Yem Special Wer	14837	13096.54	121360.4
Yem . . . . .	14837	13096.54	121360.4
Amaro Special W	17914	4704.76	44413.55
Amaro . . . . .	17914	4704.76	44413.55
Burji Special W	6675	4467.26	32418.8
Burji . . . . .	6675	4467.26	32418.8
Konso Special W	29766	16481.31	79410.96
Konso . . . . .	29766	16481.31	79410.96
Dirashe Special	19739	14506.55	118456.8
Dirashe . . . .	19739	14506.55	118456.8
Dawro . . . . .	56071	26090.96	195298.5
Mareka Wereda	12042	4622.42	33439.45
Gena Bosa Wer	12096	6801.41	50856.61
Gedo Walcha W	14972	8200.6	57927.13
Isara Wereda.	6871	2807.89	20431.18
Gorka Bersa W	10089	3658.64	32644.14
Basketo Special	8598	2341.62	26967.92
Basketo . . . .	8598	2341.62	26967.92
Konta Special W	12514	6893.28	74647.74
Ela . . . . .	12514	6893.28	74647.74

TABLE 5.2.2 - ESTIMATE OF HOLDERS, AREA, PRODUCTION AND YIELD OF TEMPORARYCROPS FOR PRIVATE PEASANT HOLDINGS FOR MEHER SEASONRURAL HOLDINGS CEREALS

Geographic Area	Number of Holders	Area	Production
		Hectares	Quintals
(S.N.N.P.R)...	1740657	575655.4	7273191
Gurage Zone ..	294060	105281.8	1403990
Goru.....	16680	10944.45	147288.1
Ezha.....	13035	1405.21	21449.19
Kokir Gedebano	13005	2692.57	30210.86
Sodo.....	21002	14262.01	165256.3
Meskanena Mareko	43186	17747.32	308714
Selti.....	26081	10021.56	126485.1
Gumer.....	35107	4915.31	85747.34
Cheha.....	15627	855.7	8905.86
Enemorna Ener	18231	1554.27	13043.57
Dalocha...	29850	19303.65	199148.4
Lanfuro...	22441	13817.57	197594.6
Akililna Mohr	12392	2815.08	35843.04
Alichu Woriro	18780	3176.95	38084.39
Endegagn...	8641	1770.15	26218.76
Hadiya	201414	89519.87	1240257
Misha.....	52724	25344.52	350869.2
Lemo.....	55710	21681.81	269458.7
Badawacho..	35367	13339.88	220799.2
Soro.....	57614	29153.66	399129.7
Kembata Alaba Tembaro	133098	56123.33	775163.7
Omo Sheleko .	21447	7902.01	89178.6
Angacha...	25974	7283.1	102431.7
Kedida Gamela	22480	5720.32	71616.09
Alaba.....	46383	31512	463968.8
Kacha Bira..	16814	3705.9	47968.54
Sidama Zone ..	271426	40878.72	634617.8
Shebedino ..	69998	9016.98	150658.9
Awasa.....	43732	10780.19	200399.2
Arbegona..	25197	3908	44410.48
Dale.....	29324	2243.6	39837.1
Aleta Wendo .	16064	1106.95	12261.45
Dara.....	14506	1370.06	14506.06
Hula.....	37435	7699.99	124363.7
Bensa.....	26547	3305.24	35307.19
Aroresa...	8623	1447.71	12873.7
Gedio	55832	9780.97	149823.1
Wenago....	5837	340.11	2957.22
Yirgachefe..	7269	647.2	10298.94
kochere...	30007	6510.83	112230.5
Bule.....	12719	2282.83	24336.43
Wolayita	164932	35799.81	444868.4
Sodo Zuria..	27484	6939.1	70717.06
Boloso Sore .	29681	4500.56	44302.48
Damot Gale..	31295	4262.28	45727.45
Damot Wayde .	20246	5366.3	92393.52
Kindo Koysa.	20750	2696.22	23400.15
Offa.....	17696	3323.88	35278.79
Humbo.....	17780	8711.46	133049
South Omo Zone.	53908	17895.5	195959.4
Selamago..	2578	781.4	7067.77
Bako Gazer..	31925	9775.2	133114.9
Gelila...	8241	1571.57	14904.94
Hamer.....	4696	2359.89	14156.76

CONTD

Bena Tsemav .	6468	3407.45	26715.03
Shaka	24264	7128	111762.8
Masha . . . .	3875	859.63	6892.27
Anderacha . .	1605	251.89	1571.3
Yeki . . . .	18784	6016.49	103299.2
Kaffa	112975	57945.92	755959.3
Telo . . . .	10272	4892.62	59850.68
Cheta . . . .	4833	1833.22	23992.73
Decha . . . .	16155	5633.19	54770.54
Menjiwo . . .	16625	10428.27	121007.2
Gimbo . . . .	11800	7045.69	99978.57
Gewata . . . .	9495	6580.99	70405.34
Chena . . . .	18913	12074.31	204219.4
Bitu . . . .	8735	4822.19	75802.45
Gesha Daka . .	10036	2617.71	25884.59
Saylem . . . .	6111	2017.74	20047.77
Gamo Gofa	210538	67845.3	761813.7
Arba Minch Zuria	21398	6235.6	87053.41
Boreda . . . .	9602	3770.26	45768.86
Mirab Abaya .	8613	2560.18	37280.82
Chencha . . .	18054	2798.64	35784.55
Kemba . . . .	20382	8699.96	93442.52
Bonkie . . . .	22867	7362.83	85301.64
Dita . . . .	11866	1804.95	25263.75
Daramalo . . .	8702	2007.75	22792.33
Kucha . . . .	20634	5531.12	53196.07
Gofa Zuria . .	31673	15517.71	168704.2
Zala . . . .	7358	1840.33	17894.43
Uba Deber Tse	8705	3025	30017
Melekoza . . .	20685	6690.97	59314.12
Bench-Maji	64908	16237.87	231467.1
Shewa Bench .	13091	3969.54	55621.64
Bench . . . .	25020	6491.73	83799.51
Bero . . . .	1136	152.12	4440.86
Maji . . . .	3670	816.57	12574.45
Menit Goldiya	9693	2587.16	41935.65
Menit Shasha.	5206	556.98	10866.93
Sheko . . . .	7092	1663.78	22228.06
Yem Special Wer	14723	10515.73	101601.1
Yem . . . .	14723	10515.73	101601.1
Amaro Special W	16260	3928.27	38733.37
Amaro . . . .	16260	3928.27	38733.37
Burji Special W	6186	2949.84	23623.93
Burji . . . .	6186	2949.84	23623.93
Konso Special W	29681	14353	67882.65
Konso . . . .	29681	14353	67882.65
Dirashe Special	19465	13462.91	112712
Dirashe . . . .	19465	13462.91	112712
Dawro . . . .	47439	18703.39	141086.1
Mareka Wereda	9984	3013.55	22728.14
Gena Bosa Wer	11327	5796.38	44257.08
Gedo Walcha W	13102	6228.64	43855.55
Isara Wereda.	4349	1201.76	8644.25
Gorka Bersa W	8677	2463.05	21601.07
Basketo Special	8215	2182.73	25880.51
Basketo . . . .	8215	2182.73	25880.51
Konta Special W	11333	5122.48	55989.22
Ela . . . .	11333	5122.48	55989.22

TABLE A - ESTIMATE OF HOLDERS, AREA, PRODUCTION AND YIELD OF  
TEMPORARYCROPS FOR PRIVATE PEASANT HOLDINGS FOR MEHER SEASONRURAL HOLDINGS  
TEFF

Geographic Area	Number of Holders	Area	Production
		Hectares	Quintals
(S.N.N.P.R) . . .	570566	133882.2	989566.5
Gurage Zone . .	76531	25673.67	186296.5
Goru. . . . .	9068	5278.17	41788.42
Ezha. . . . .	*	*	*
Kokir Gedebano	678	40.25	241.05
Sodo. . . . .	12988	6394.97	42602.93
Meskanena Mareko	16126	3948.61	34202.96
Selti . . . . .	8459	1791.56	15286.39
Gumer . . . . .	*	*	-
Cheha . . . . .	2180	316.31	2899.85
Enemorna Ener	4592	792.68	6283.54
Dalocha . . . .	18500	6371.64	36882.05
Lanfuro . . . .	1571	247.95	1905.01
Akililna Mohr	*	*	*
Alichu Woriro	*	*	-
Endegagn. . . .	1390	187.12	1516.03
Hadiya	87755	21199.16	197793.1
Misha . . . . .	21206	5142.86	51718.96
Lemo. . . . .	23129	5634.2	39348.48
Badawacho . .	22716	4403.06	40392.22
Soro. . . . .	20704	6019.05	66333.42
Kembata Alaba Tembaro	57842	10931.95	74900.15
Omo Sheleko .	10384	2046.94	11180.82
Angacha . . . .	8804	1426.31	11383.5
Kedida Gamela	10266	1643.25	13000.07
Alaba . . . . .	19065	4569.93	31362.6
Kacha Bira. . .	9323	1245.52	7973.17
Sidama Zone . .	19841	2153.86	16327.62
Shebedino . . .	3255	189.5	604.29
Awasa . . . . .	3152	430.16	*
Arbegona. . . .	1538	168.9	1652.79
Dale. . . . .	868	*	219.37
Aleta Wendo .	1596	123.95	585.56
Dara. . . . .	420	22.86	84.73
Hula. . . . .	4800	411	4051.36
Bensa . . . . .	2043	267.66	2684.1
Aroresa . . . .	2169	472.54	3243.58
Gedio	1905	152.26	1158.86
Wenago. . . . .	644	*	*
Yirgachefe. . .	*	*	*
Kochere . . . .	712	54.49	*
Bule. . . . .	*	*	*
Wolayita	71737	10775.09	69860.21
Sodo Zuria. . .	13016	2576	19378.11
Boloso Sore . .	19150	2414.58	16264.15
Damot Gale. . .	13684	1865.05	11193.67
Damot Wayde .	2625	307.91	2606.54
Kindo Koysha.	9551	1251.59	7194.73
Offa. . . . .	7889	1176.12	6315.65
Humbo . . . . .	5821	1183.83	6907.35
South Omo Zone.	8061	1986.59	16294.72
Selamago. . . .	1997	535.33	4482.46
Bako Gazer. . .	4575	1022.41	8738
Gelila. . . . .	497	67.49	419.74
Hamer . . . . .	-	-	-

CONTD

Bena Tsemav .	992	361.35	2654.52
Shaka	4462	587.97	3797.52
Masha . . . .	2727	407.72	2807.05
Anderacha . .	981	138.68	770.02
Yeki . . . . .	753	41.58	220.45
Kaffa	73572	15189.45	119437.2
Telo . . . . .	7430	1525.25	13750.46
Cheta . . . . .	3612	728.07	6298.58
Decha . . . . .	11405	2134.4	13537.04
Menjiwo . . . .	10725	3582.32	36173.36
Gimbo . . . . .	7313	1482.25	9128.11
Gewata . . . . .	6048	1448.65	9165.89
Chena . . . . .	10653	1754.21	8928.39
Bitu . . . . .	3134	372.14	2212.02
Gesha Daka . .	7867	1144.64	10517.35
Saylem . . . . .	5385	1017.51	9726.04
Gamo Gofa	79048	20497.48	137756.1
Arba Minch Zuria	5373	1113.69	9448.76
Boreda . . . . .	4397	1136.19	6922.95
Mirab Abaya . .	761	138.49	1095.1
Chencha . . . .	930	62.36	469.25
Kemba . . . . .	6321	1185.15	8775.76
Bonkie . . . . .	4952	950.15	8055.73
Dita . . . . .	908	65.21	425.23
Daramalo . . . .	2113	321.84	1717.19
Kucha . . . . .	11901	2420.85	14937.56
Gofa Zuria . . .	18823	7225.11	40137.85
Zala . . . . .	4342	846.1	5778.87
Uba Deber Tse	5852	1732.47	14194.68
Melekoza . . . .	12375	3299.87	25797.16
Bench-Maji	12078	1940.93	12008.26
Shewa Bench . .	3059	507.34	3706.91
Bench . . . . .	6176	1051.05	4353.88
Bero . . . . .	-	-	-
Maji . . . . .	451	81.36	704.21
Menit Goldiya	2196	284.21	3035.14
Menit Shasha .	171	16.35	206.19
Sheko . . . . .	*	*	*
Yem Special Wer	10849	3718.93	31300.28
Yem . . . . .	10849	3718.93	31300.28
Amaro Special W	6730	1995.78	18532.49
Amaro . . . . .	6730	1995.78	18532.49
Burji Special W	3148	1034.71	6205.08
Burji . . . . .	3148	1034.71	6205.08
Konso Special W	7305	2072.06	10832.57
Konso . . . . .	7305	2072.06	10832.57
Dirashe Special	7088	1676.24	13256.04
Dirashe . . . . .	7088	1676.24	13256.04
Dawro . . . . .	30365	8997.09	46998.1
Mareka Wereda	5884	1303.66	6656.86
Gena Bosa Wer	8792	2814.91	14622.56
Gedo Walcha W	8957	3104.61	15886.53
Isara Wereda .	2331	624.2	3246.74
Gorka Bersa W	4400	1149.71	6585.41
Basketo Special	4309	943.09	8859.28
Basketo . . . . .	4309	943.09	8859.28
Konta Special W	7942	2355.85	17952.39
Ela . . . . .	7942	2355.85	17952.39

TABLE B - ESTIMATE OF HOLDERS, AREA, PRODUCTION AND YIELD OF  
TEMPORARY CROPS FOR PRIVATE PEASANT HOLDINGS FOR MEHER SEASON RURAL HOLDINGS  
BARLEY

Geographic Area	Number of Holders	Area	Production
		Hectares	Quintals
(S.N.N.P.R) . . .	558931	68463.31	759733
Gurage Zone . .	140415	18107.35	238813.6
Goru . . . . .	*	*	*
Ezha . . . . .	9350	1053.61	16628.58
Kokir Gedebano	8190	1698.32	19776.18
Sodo . . . . .	5864	937.3	5829.28
Meskanena Mareko	7507	432.4	5569.19
Selti . . . . .	11335	1310.12	14864.91
Gumer . . . . .	35061	4656.94	81521.64
Cheha . . . . .	4152	*	*
Enemorna Ener	7121	222.2	2456.29
Dalocha . . . .	11706	748.49	5600.98
Lanfuro . . . .	8635	1291.75	14516.23
Akililna Mohr	8009	2459.96	32331.2
Alichu Woriro	18248	2714.26	32247.97
Endegagn. . . .	5186	392.45	4728.13
Hadiya	64793	5688.66	57576.16
Misha . . . . .	24907	2120.39	20525.39
Lemo . . . . .	22173	1733.13	18697.38
Badawacho . .	1119	*	*
Soro . . . . .	16595	1772.01	17974.9
Kembata Alaba Tembaro	21969	1252.37	12114.18
Omo Sheleko . .	1247	101.44	1092.57
Angacha . . . .	8454	514.64	5885.61
Kedida Gamela	2948	154.4	1484.75
Alaba . . . . .	6830	316	2083.53
Kacha Bira. . .	2489	165.89	1567.72
Sidama Zone . .	85649	7776.46	87340.08
Shebedino . . .	17233	1404.04	15763.62
Awasa . . . . .	8585	686.99	10320.99
Arbegona . . . .	10604	959.44	10485.63
Dale . . . . .	5919	308.68	4082.39
Aleta Wendo . .	6382	528.24	6049.17
Dara . . . . .	5492	744.39	8332.78
Hula . . . . .	19315	1816.29	19240.99
Bensa . . . . .	9463	984.98	10143.31
Aroresa . . . .	2656	343.39	2921.18
Gedio	24719	3630.28	35656.68
Wenago . . . . .	1671	*	*
Yirgachefe. . .	1829	164.9	1764.72
Kochere . . . .	9939	1241.05	11537.46
Bule . . . . .	11281	2086.44	21508.34
Wolayita	22004	1420.43	11554.03
Sodo Zuria . . .	4238	*	*
Boloso Sore . .	3560	137.25	1024.89
Damot Gale. . .	5769	460.1	4327.83
Damot Wayde . .	1219	104.73	512.5
Kindo Koysha.	2491	79.69	392.6
Offa . . . . .	3767	161.07	1068.39
Humbo . . . . .	961	61.48	471.02
South Omo Zone.	11391	2013.98	20883.43
Selamago. . . .	*	*	*
Bako Gazer. . .	5514	1028.5	12420.99
Gelila . . . . .	5850	985.07	8458.46
Hamer . . . . .	-	-	-

CONTD

Bena Tsemav .	-	-	-
Shaka	279.31	1785.15	6.39
Masha . . . .	190.83	1073.03	5.62
Anderacha . .	33.02	157.25	4.76
Yeki . . . .	*	*	*
Kaffa	7839.55	73132.3	9.33
Telo . . . . .	1199.49	14014.89	11.68
Cheta . . . . .	135.95	1235.08	9.08
Decha . . . . .	841	6416.4	7.63
Menjiwo . . . .	2080.11	26635.22	12.8
Gimbo . . . . .	331.71	2138.53	6.45
Gewata . . . . .	4289	793.31	5681.69
Chena . . . . .	8142	1287.37	8299.13
Bitu . . . . .	2782	581.81	4764.66
Gesha Daka . .	2295	305.06	2029.9
Saylem . . . . .	2292	283.73	1916.8
Gamo Gofa	98380	14699.35	167836.8
Arba Minch Zuria	11141	1169.1	9722.98
Boreda . . . . .	4432	228.75	2022.13
Mirab Abaya .	2398	144.96	1155.7
Chencha . . . .	15374	1449.68	18268.73
Kemba . . . . .	10675	2752.7	30332.85
Bonkie . . . . .	19162	3776.55	45761.98
Dita . . . . .	10310	1322.89	19503.67
Daramalo . . .	5093	677.45	6670.36
Kucha . . . . .	2332	141.66	1125.06
Gofa Zuria . .	8498	1751.1	22341.41
Zala . . . . .	426	25.54	179.06
Uba Deber Tse	2449	334.29	4143.85
Melekoza . . .	6091	924.68	6609.01
Bench-Maji	5663	664.23	5876.36
Shewa Bench .	1131	122.84	778.95
Bench . . . . .	*	*	*
Bero . . . . .	38	1.72	26.68
Maji . . . . .	1414	185.76	1972.09
Menit Goldiya	1390	125.68	1266.05
Menit Shasha.	359	30.8	477.15
Sheko . . . . .	152	18.04	84.13
Yem Special Wer	8946	1374.79	11799.48
Yem . . . . .	8946	1374.79	11799.48
Amaro Special W	8100	1009.53	9552.27
Amaro . . . . .	8100	1009.53	9552.27
Burji Special W	2845	189.91	1014.62
Burji . . . . .	2845	189.91	1014.62
Konso Special W	1286	93.78	*
Konso . . . . .	1286	93.78	*
Dirashe Special	2573	315.75	2023.6
Dirashe . . . .	2573	315.75	2023.6
Dawro . . . . .	6921	891.28	6624.41
Mareka Wereda	1658	191.02	1407.78
Gena Bosa Wer	575	61.93	398.49
Gedo Walcha W	1926	230.76	1402.7
Isara Wereda.	783	149.32	1013.2
Gorka Bersa W	1979	258.25	2402.24
Basketo Special	1850	260.25	2359.03
Basketo . . . .	1850	260.25	2359.03
Konta Special W	2320	956.06	13425.17
Ela . . . . .	2320	956.06	13425.17

TABLE C - ESTIMATE OF HOLDERS, AREA, PRODUCTION AND YIELD OF  
TEMPORARY CROPS FOR PRIVATE PEASANT HOLDINGS FOR MEHER SEASON RURAL HOLDINGS  
WHEAT

Geographic Area	Number of Holders	Area	Production
		Hectares	Quintals
(S.N.N.P.R) . . .	477746	92351.77	1353706
Gurage Zone . .	96010	14949.48	208070.8
Goru . . . . .	813	36.53	426.91
Ezha . . . . .	2038	77.67	1105.91
Kokir Gedebano	6895	866.65	9506.61
Sodo . . . . .	10434	2464	27142.41
Meskanena Mareko	11056	2222.86	41133.05
Selti . . . . .	9525	1761.75	21970.29
Gumer . . . . .	8591	251.59	4077.86
Cheha . . . . .	3282	99.09	1439.34
Enemorna Ener	7053	323.64	4061.75
Dalocha . . . .	11895	2122.74	24823.92
Lanfuro . . . .	10469	3019.5	45596.28
Akililna Mohr	2073	73.43	1072.68
Alicho Woriro	5667	451.29	5799.89
Endegagn . . .	6220	1178.75	19913.94
Hadiya	124873	33999.23	585177.7
Misha . . . . .	40071	12933.66	227430.3
Lemo . . . . .	32113	6236.18	105095.3
Badawacho . .	11254	1706.74	30230.4
Soro . . . . .	41436	13122.66	222421.7
Kembata Alaba Tembaro	71131	13310.17	208257.1
Omo Sheleko .	6521	1835.25	30498.66
Angacha . . . .	20350	3894.35	72983.06
Kedida Gamela	15869	2242.25	32621.37
Alaba . . . . .	20616	3664.52	43221.87
Kacha Bira . .	7774	1673.8	28932.14
Sidama Zone . .	33344	4841.05	70180.02
Shebedino . .	3134	*	*
Awasa . . . . .	1053	*	*
Arbegona . . .	8707	1072.93	13774.65
Dale . . . . .	*	*	*
Aleta Wendo .	1513	123.48	1327.18
Dara . . . . .	2071	237.8	2516.09
Hula . . . . .	12915	2456.56	40304.98
Bensa . . . . .	2386	316.7	3137.24
Aroresa . . . .	1183	*	*
Gedio	5465	1152.35	12637.29
Wenago . . . .	*	*	*
Yirgachefe . .	456	*	*
Kochere . . . .	4688	1077.8	11692.06
Bule . . . . .	*	*	*
Wolayita	18751	1985.77	24378.05
Sodo Zuria . .	6097	844.56	11298.44
Boloso Sore .	4737	400.97	4970.7
Damot Gale . .	4651	494.38	5990.89
Damot Wayde .	*	*	*
Kindo Koysha.	1484	59.05	*
Offa . . . . .	1522	*	*
Humbo . . . . .	*	*	*
South Omo Zone.	3709	548.27	9393.51
Selamago . . .	*	*	*
Bako Gazer . .	1865	*	*
Gelila . . . . .	1813	246.69	2626.67
Hamer . . . . .	*	*	*

CONTD

Bena Tsemay .	-	-	-
Shaka	1519	210.64	*
Masha . . . .	723	66.03	458.25
Anderacha . .	475	52.3	299.76
Yeki . . . . .	*	*	*
Kaffa	40078	8186.64	92799.58
Telo . . . . .	5485	1226.21	16814.16
Cheta . . . . .	183	20.55	212.93
Decha . . . . .	1922	319.7	*
Menjiwo . . . .	10437	2511.9	31822.49
Gimbo . . . . .	2976	456.11	3850.5
Gewata . . . . .	5069	1361.31	13860.94
Chena . . . . .	1547	200.28	1468.86
Bitu . . . . .	3229	736.42	9136.07
Gesha Daka . .	5661	932.17	9388.22
Sayiem . . . . .	3571	421.99	3516.18
Gamo Gofa	54984	7334.63	87176.87
Arba Minch Zuria	5974	637.55	7682.95
Boreda . . . . .	1946	134.14	1199.24
Mirab Abaya . .	2277	212.43	1797.33
Chencha . . . .	13037	1168.93	15321.14
Kemba . . . . .	6083	1397.88	17987.02
Bonkie . . . . .	9246	1441.38	19760.29
Dita . . . . .	5054	250.07	2940.21
Daramaio . . . .	569	24.74	232.23
Kucha . . . . .	875	63.91	*
Gofa Zuria . . .	3604	788.2	9115.02
Zala . . . . .	*	*	*
Uba Deber Tse	1165	190.57	2223.96
Melekoza . . . .	5117	1022.14	8389.22
Bench-Maji	1694	237.86	1919.84
Shewa Bench . .	729	127.69	968.45
Bench . . . . .	*	*	*
Bero . . . . .	*	*	*
Maji . . . . .	227	24.99	278.17
Menit Goldiya	290	29.97	140.53
Menit Shasha.	29	1.2	22.92
Sheko . . . . .	39	*	*
Yem Special Wer	9972	3097.77	29842.77
Yem . . . . .	9972	3097.77	29842.77
Amaro Special W	2613	440.67	5745.66
Amaro . . . . .	2613	440.67	5745.66
Burji Special W	2957	365.9	1637.6
Burji . . . . .	2957	365.9	1637.6
Konso Special W	*	*	*
Konso . . . . .	*	*	*
Dirashe Special	1134	186.29	2058.09
Dirashe . . . . .	1134	186.29	2058.09
Dawro . . . . .	7247	1194.91	9316.34
Mareka Wereda	2603	469.85	3863.02
Gena Bosa Wer	1094	229.37	1744.2
Gedo Walcha W	1613	209.14	1427.47
Isara Wereda.	370	52.18	362.58
Gorka Bersa W	1567	234.37	1919.06
Basketo Special	*	*	*
Basketo . . . . .	*	*	*
Konta Special W	1595	251.91	3032.57
Ela . . . . .	1595	251.91	3032.57

TABLE D - ESTIMATE OF HOLDERS, AREA, PRODUCTION AND YIELD OF  
TEMPORARY CROPS FOR PRIVATE PEASANT HOLDINGS FOR MEHER SEASON RURAL HOLDINGS  
MAIZE

Geographic Area	Number of Holders	Area	Production
		Hectares	Quintals
(S.N.N.P.R) . . .	907707	191490	3270377
Gurage Zone . .	162668	36409.06	666561.4
Goru . . . . .	14881	3814.06	80448.41
Ezha . . . . .	3364	130.14	*
Kokir Gedebano	1713	18.59	29.6
Sodo . . . . .	12939	3792.83	84149.29
Meskanena Mareko	38705	9716.67	209283.7
Selti . . . . .	20842	4037	61494.76
Gumer . . . . .	*	*	*
Cheha . . . . .	9715	262.32	2205.29
Enemorna Ener	6236	187.18	*
Dalocha . . . .	27884	7383.6	113540.4
Lanfuro . . . .	20874	6952.49	112117.5
Akiliina Mohr	3931	99.74	1036.41
Alicho Woriro	*	*	*
Endegagn . . .	799	6.77	11.5
Hadiya	119172	21374.3	331361.8
Misha . . . . .	27008	3915.61	39973.76
Lemo . . . . .	34895	5978.72	89705.87
Badawacho . .	24974	6348.81	142237.3
Soro . . . . .	32295	5131.16	59444.84
Kembata Alaba Tembaro	67168	22534.28	400958.3
Omo Sheleko .	7885	2389.57	33485.6
Angacha . . . .	5549	311.42	2483.28
Kedida Gamela	4372	*	*
Alaba . . . . .	45320	18322.84	338613.6
Kacha Bira . .	4042	529.05	9025.51
Sidama Zone . .	172095	24674.44	441984.5
Shebedino . . .	54749	6865.24	128625.9
Awasa . . . . .	37595	9478.14	184161.9
Arbegona . . .	14475	1685.55	18087.29
Dale . . . . .	9458	1263.59	27057.03
Aleta Wendo .	3875	154.49	2040.75
Dara . . . . .	7106	205.71	1797.36
Hula . . . . .	20648	2930.65	58319.79
Bensa . . . . .	19792	1694.83	18625.25
Aroresa . . . .	4397	396.24	3269.17
Gedio	38358	4782.98	99650.37
Wenago . . . .	2576	83.04	647.11
Yirgachefe . .	5746	394.3	7645.72
Kochere . . . .	27258	4136.14	88758.21
Bule . . . . .	2778	169.5	2599.34
Wolayita	84136	18478.43	311704.4
Sodo Zuria . .	15589	2935.83	34714.65
Boloso Sore . .	9045	1177.41	19858.99
Damot Gale . .	11573	930.1	17754.64
Damot Wayde .	17286	4465.57	84960.21
Kindo Koysya.	6100	694.51	10272.22
Offa . . . . .	7835	1464.88	23461.31
Humbo . . . . .	16709	6810.13	120682.3
South Omo Zone.	28732	5297.82	77690.86
Selamago . . .	1120	128.22	1356.51
Bako Gazer . .	21559	4202.09	65350.08
Gelila . . . . .	924	62	638.47
Hamer . . . . .	1578	334.74	4685.85

CONTD

Bena Tsemay .	3551	570.77	5659.95
Shaka	8791	1154.13	18552.21
Masha . . . .	1171	165.35	2402.93
Anderacha . .	302	27.69	340.8
Yeki . . . . .	7318	961.09	15808.49
Kaffa	40085	17850.09	356130.9
Telo . . . . .	434	*	1197.4
Cheta . . . . .	702	169.48	2647.18
Decha . . . . .	2184	461.15	8624.63
Menjiwo . . .	2227	676.8	8816.84
Gimbo . . . . .	8653	3467.07	68869.95
Gewata . . . .	4575	1871.83	27886.87
Chena . . . . .	13481	8169.81	179582
Bitu . . . . .	5719	2491.8	50064.09
Gesha Daka . .	1200	208.05	3675.76
Saylem . . . .	908	269.55	4766.17
Gamo Gofa	74215	16149.14	272456.9
Arba Minch Zuria	9189	2534.36	52211.66
Boreda . . . .	6663	1610.67	28722.89
Mirab Abaya .	4465	1601.08	28814.54
Chencha . . . .	176	*	*
Kemba . . . . .	8585	1748.62	23308.81
Bonkie . . . . .	3766	340.4	4215.7
Dita . . . . .	*	*	*
Daramalo . . .	2391	916.86	13789.76
Kucha . . . . .	13093	1975.11	28906.07
Gofa Zuria . .	13102	3504.44	66758.75
Zala . . . . .	5243	846.37	10932.24
Uba Deber Tse	2353	531.35	7038.97
Melekoza . . .	4883	529.52	7673.81
Bench-Maji	45131	9452.7	153163.9
Shewa Bench .	10172	3014.72	48181.04
Bench . . . . .	17642	3343.71	50587.98
Bero . . . . .	385	28.62	909.51
Maji . . . . .	1420	201.36	4579.47
Menit Goldiya	8808	2106.7	36816.48
Menit Shasha.	3163	295.57	5732.18
Sheko . . . . .	3541	462.02	6357.26
Yem Special Wer	11025	1704.55	22390.46
Yem . . . . .	11025	1704.55	22390.46
Amaro Special W	3918	294.67	*
Amaro . . . . .	3918	294.67	*
Burji Special W	3163	603.25	10186.17
Burji . . . . .	3163	603.25	10186.17
Konso Special W	15641	3584.72	26966.89
Konso . . . . .	15641	3584.72	26966.89
Dirashe Special	13262	3065.53	21910.07
Dirashe . . . .	13262	3065.53	21910.07
Dawro . . . . .	13305	3052.36	36903.52
Mareka Wereda	2236	459.64	5115.13
Gena Bosa Wer	5258	1129.18	13078.4
Gedo Walcha W	3970	1005.86	12740.81
Isara Wereda.	517	139.42	1378.44
Gorka Bersa W	1325	318.27	4590.73
Basketo Special	4389	527.91	8830.52
Basketo . . . .	4389	527.91	8830.52
Konta Special W	2453	499.68	9013.67
Ela . . . . .	2453	499.68	9013.67

TABLE E - ESTIMATE OF HOLDERS, AREA, PRODUCTION AND YIELD OF TEMPORARY CROPS FOR PRIVATE PEASANT HOLDINGS FOR MEHER SEASON RURAL HOLDINGS SORGHUM

Geographic Area	Number of Holders	Area	Production
		Hectares	Quintals
(S.N.N.P.R) ...	907707	191490	3270377
Gurage Zone ...	162668	36409.06	666561.4
Goru. ....	14881	3814.06	80448.41
Ezha. ....	3364	130.14	*
Kokir Gedebano	1713	18.59	29.6
Sodo. ....	12939	3792.83	84149.29
Meskanena Mareko	38705	9716.67	209283.7
Selti. ....	20842	4037	61494.76
Gumer. ....	*	*	*
Cheha. ....	9715	262.32	2205.29
Enemorna Ener	6236	187.18	*
Dalocha ...	27884	7383.6	113540.4
Lanfuro ...	20874	6952.49	112117.5
Akililna Mohr	3931	99.74	1036.41
Alichu Woriro	*	*	*
Endegagn. ...	799	6.77	11.5
Hadiya	119172	21374.3	331361.8
Misha. ....	27008	3915.61	39973.76
Lemo. ....	34895	5978.72	89705.87
Badawacho ...	24974	6348.81	142237.3
Soro. ....	32295	5131.16	59444.84
Kembata Alaba Tembaro	67168	22534.28	400958.3
Omo Sheleko .	7885	2389.57	33485.6
Angacha ...	5549	311.42	2483.28
Kedida Gamela	4372	*	*
Alaba. ....	45320	18322.84	338613.6
Kacha Bira. .	4042	529.05	9025.51
Sidama Zone ..	172095	24674.44	441984.5
Shebedino ..	54749	6865.24	128625.9
Awasa. ....	37595	9478.14	184161.9
Arbegona. ...	14475	1685.55	18087.29
Dale. ....	9458	1263.59	27057.03
Aleta Wendo .	3875	154.49	2040.75
Dara. ....	7106	205.71	1797.36
Hula. ....	20648	2930.65	58319.79
Bensa. ....	19792	1694.83	18625.25
Aroresa ...	4397	396.24	3269.17
Gedio	38358	4782.98	99650.37
Wenago. ....	2576	83.04	647.11
Yirgachefe. .	5746	394.3	7645.72
Kochere ...	27258	4136.14	88758.21
Bule. ....	2778	169.5	2599.34
Wolayita	84136	18478.43	311704.4
Sodo Zuria. .	15589	2935.83	34714.65
Boloso Sore .	9045	1177.41	19858.99
Damot Gale. .	11573	930.1	17754.64
Damot Wayde .	17286	4465.57	84960.21
Kindo Koysha.	6100	694.51	10272.22
Offa. ....	7835	1464.88	23461.31
Humbo. ....	16709	6810.13	120682.3
South Omo Zone.	28732	5297.82	77690.86
Selamago. ...	1120	128.22	1356.51
Bako Gazer. .	21559	4202.09	65350.08
Gelila. ....	924	62	638.47
Hamer. ....	1578	334.74	4685.85

## CONTD

Bena Tsemav	3551	570.77	5659.95
Shaka	8791	1154.13	18552.21
Masha . . . .	1171	165.35	2402.93
Anderacha . .	302	27.69	340.8
Yeki . . . . .	7318	961.09	15808.49
Kaffa	40085	17850.09	356130.9
Telo . . . . .	434	*	1197.4
Cheta . . . . .	702	169.48	2647.18
Decha . . . . .	2184	461.15	8624.63
Menjiwo . . . .	2227	676.8	8816.84
Gimbo . . . . .	8653	3467.07	68869.95
Gewata . . . . .	3283	1065.77	13541.65
Chena . . . . .	4421	597	5218.88
Bitu . . . . .	3003	629.03	9305.36
Gesha Daka . .	240	12.93	*
Saylem . . . . .	240	23.91	120.74
Gamo Gofa	50804	8917.71	93777.7
Arba Minch Zuria	5781	780.9	7987.07
Boreda . . . . .	3673	455.39	4509.73
Mirab Abaya . .	2873	463.08	4417.08
Chencha . . . .	1322	108.7	1664.24
Kemba . . . . .	5163	1604.48	12953.48
Bonkie . . . . .	4780	854.36	7507.94
Dita . . . . .	2203	161.93	2341.86
Daramalo . . . .	1092	66.86	382.79
Kucha . . . . .	6758	912.54	7516.47
Gofa Zuria . . .	9625	2244.77	30318.09
Zala . . . . .	984	114.96	931.37
Uba Deber Tse	1627	235.65	2409.14
Melekoza . . . .	4925	914.1	10838.44
Bench-Maji	24036	3810.71	56365.19
Shewa Bench . .	1389	167.88	1550.51
Bench . . . . .	9632	1773.19	25538.15
Bero . . . . .	1079	117.37	3413.12
Maji . . . . .	2435	321	5018.16
Menit Goldiya	604	38.23	646.22
Menit Shasha.	3268	213.06	4428.49
Sheko . . . . .	5628	1179.98	15770.54
Yem Special Wer	4203	610.24	6196.36
Yem . . . . .	4203	610.24	6196.36
Amaro Special W	2553	184.58	942.59
Amaro . . . . .	2553	184.58	942.59
Burji Special W	2013	755.23	4580.45
Burji . . . . .	2013	755.23	4580.45
Konso Special W	26360	8547.25	29447.03
Konso . . . . .	26360	8547.25	29447.03
Dirashe Special	14232	8219.11	73464.22
Dirashe . . . . .	14232	8219.11	73464.22
Dawro . . . . .	23260	4488.21	40692.21
Mareka Wereda	3998	572.59	5564.5
Gena Bosa Wer	6888	1554.49	14378.12
Gedo Walcha W	7018	1628	12045.34
Isara Wereda.	1829	235.97	2636.09
Gorka Bersa W	3528	497.15	6068.16
Basketo Special	4289	447.48	5820.54
Basketo . . . . .	4289	447.48	5820.54
Konta Special W	5255	1031.24	12275.13
Ela . . . . .	5255	1031.24	12275.13

TABLE F - ESTIMATE OF HOLDERS, AREA, PRODUCTION AND YIELD OF  
TEMPORARY CROPS FOR PRIVATE PEASANT HOLDINGS FOR MEHER SEASON RURAL HOLDINGS  
MILLET

Geographic Area	Number of Holders	Area	Production
		Hectares	Quintals
(S.N.N.P.R) . . .	47745	4527.18	51518.49
Gurage Zone . .	3655	201.19	2617.97
Goru. . . . .	218	*	*
Ezha. . . . .	-	-	-
Kokir Gedebano	-	-	-
Sodo. . . . .	-	-	-
Meskanena Mareko	*	*	*
Selti. . . . .	*	*	*
Gumer. . . . .	-	-	-
Cheha. . . . .	-	-	-
Enemorna Ener	-	-	-
Dalocha . . .	2221	137.32	*
Lanfuro . . .	541	29.07	230.75
Akililna Mohr	-	-	-
Alicho Woriro	-	-	-
Endegagn. . .	*	*	*
Hadiya	6077	342.04	2588.55
Misha. . . . .	*	*	*
Lemo. . . . .	4542	184.43	1450.11
Badawacho . .	1157	69.07	504.3
Soro. . . . .	*	*	*
Kembata Alaba Tembaro	27292	2346.27	24686.25
Omo Sheleko .	*	*	*
Angacha . . .	882	34.24	304.06
Kedida Gamela	2677	67.49	490.42
Alaba. . . . .	23569	2240.4	23887.4
Kacha Bira. .	*	*	*
Sidama Zone . .	960	36.85	*
Shebedino . .	*	*	*
Awasa. . . . .	*	*	*
Arbegona. . .	*	*	*
Dale. . . . .	-	-	-
Aleta Wendo .	-	-	-
Dara. . . . .	-	-	-
Hula. . . . .	*	*	*
Bensa. . . . .	-	-	-
Aroresa . . .	-	-	-
Gedio	Zone . .	*	*
Wenago. . . .	*	*	-
Yirgachefe. .	-	-	-
Kochere . . .	-	-	-
Bule. . . . .	-	-	-
Wolayita	656	144.42	835.58
Sodo Zuria. .	*	*	*
Boloso Sore .	-	-	-
Damot Gale. .	-	-	-
Damot Wayde .	-	-	-
Kindo Koysha.	*	*	*
Offa. . . . .	*	*	*
Humbo. . . . .	453	133.13	756.14
South Omo Zone.	727	57.91	331.46
Selamago. . .	-	-	-
Bako Gazer. .	*	*	*
Gelila. . . . .	45	*	*
Hamer. . . . .	*	*	*

CONTD

Bena Tsemav .	466	41.29	250.32
Shaka	*	*	*
Masha . . . .	-	-	-
Anderacha . .	-	-	-
Yeki . . . .	*	*	*
Kaffa	5230	810.71	11342.43
Telo . . . .	-	-	-
Cheta . . . .	33	4.46	47.68
Decha . . . .	*	*	*
Menjiwo . . .	277	*	*
Gimbo . . . .	4012	654.17	9499.73
Gewata . . . .	491	34.83	237.28
Chena . . . .	*	*	*
Bitu . . . .	93	*	*
Gesha Daka . .	*	*	*
Saylem . . . .	*	*	*
Gamo Gofa	1020	225.7	2658.43
Arba Minch Zuria	-	-	-
Boreda . . . .	799	204.8	*
Mirab Abaya .	-	-	-
Chencha . . .	*	*	*
Kemba . . . .	-	-	-
Bonkie . . . .	-	-	-
Dita . . . .	*	*	*
Daramalo . . .	-	-	-
Kucha . . . .	*	*	*
Gofa Zuria . .	-	-	-
Zala . . . .	*	*	*
Uba Deber Tse	*	*	*
Melekoza . . .	*	*	*
Bench-Maji	1461	126.63	2075.59
Shewa Bench .	*	*	*
Bench . . . .	1161	92.97	1544.23
Bero . . . .	91	4.38	91.38
Maji . . . .	*	*	*
Menit Goldiya	-	-	-
Menit Shasha.	-	-	-
Sheko . . . .	*	*	*
Yem Special Wer	-	-	-
Yem . . . .	-	-	-
Amaro Special W	-	-	-
Amaro . . . .	-	-	-
Burji Special W	-	-	-
Burji . . . .	-	-	-
Konso Special W	*	*	-
Konso . . . .	*	*	-
Dirashe Special	-	-	-
Dirashe . . . .	-	-	-
Dawro . . . .	-	-	-
Mareka Wereda	-	-	-
Gena Bosa Wer	-	-	-
Gedo Walcha W	-	-	-
Isara Wereda.	-	-	-
Gorka Bersa W	-	-	-
Basketo Special	-	-	-
Basketo . . . .	-	-	-
Konta Special W	-	-	-
Ela . . . .	-	-	-

TABLE G - ESTIMATE OF HOLDERS, AREA, PRODUCTION AND YIELD OF  
TEMPORARYCROPS FOR PRIVATE PEASANT HOLDINGS FOR MEHER SEASONRURAL HOLDINGS  
OATSAJA

Geographic Area	Number of Holders	Area	Production
		Hectares	Quintals
(S.N.N.P.R) . . .	15873	626.57	6279.42
Gurage Zone . .	5861	124.01	1330.69
Goru . . . . .	*	*	*
Ezha . . . . .	*	*	*
Kokir Gedebano	3706	63.77	628.31
Sodo . . . . .	333	19.34	172.63
Meskanena Mareko	*	*	*
Selti . . . . .	*	*	*
Gumer . . . . .	724	*	*
Cheha . . . . .	*	*	*
Enemorna Ener	*	*	*
Dalocha . . . .	-	-	-
Lanfuro . . . .	*	*	*
Akililna Mohr	*	*	*
Alicho Woriro	*	*	*
Endegagn . . . .	*	*	*
Hadiya	790	50.03	360.66
Misha . . . . .	325	19.06	*
Lemo . . . . .	*	*	*
Badawacho . . .	*	*	*
Soro . . . . .	294	*	*
Kembata Alaba Tembaro	481	23.22	186.91
Omo Sheleko . .	177	*	*
Angacha . . . .	142	*	*
Kedida Gamela	*	*	*
Alaba . . . . .	-	-	-
Kacha Bira . . .	140	9.09	70.27
Sidama Zone . .	2941	83.1	1265.56
Shebedino . . . .	*	*	*
Awasa . . . . .	2403	71.23	966.26
Arbegona . . . .	-	-	-
Dale . . . . .	-	-	-
Aleta Wendo . .	*	*	*
Dara . . . . .	*	*	*
Hula . . . . .	-	-	-
Bensa . . . . .	-	-	-
Aroresa . . . . .	-	-	-
Gedio	*	*	-
Wenago . . . . .	*	*	-
Yirgachefe . . .	*	*	-
Kochere . . . . .	*	*	-
Bule . . . . .	*	*	-
Wolayita	396	*	*
Sodo Zuria . . .	-	-	-
Boloso Sore . . .	-	-	-
Damot Gale . . .	*	*	*
Damot Wayde . .	*	*	*
Kindo Koyscha .	*	*	*
Offa . . . . .	-	-	-
Humbo . . . . .	*	*	*
South Omo Zone .	*	*	-
Selamago . . . .	-	-	-
Bako Gazer . . .	*	*	-
Gelila . . . . .	-	-	-
Hamer . . . . .	-	-	-

CONTD

Bena Tsemay .	*	*	*
Shaka	*	*	*
Masha . . . . .	*	*	*
Anderacha . . .	-	-	-
Yeki . . . . .	*	*	*
Kaffa	2372	173.07	1943.98
Telo . . . . .	*	*	*
Cheta . . . . .	*	*	*
Decha . . . . .	-	-	-
Menjiwo . . . .	2031	158.15	1831.29
Gimbo . . . . .	-	-	-
Gewata . . . . .	163	*	31
Chena . . . . .	-	-	-
Bitu . . . . .	*	*	*
Gesha Daka . .	*	*	*
Saylem . . . . .	-	-	-
Gamo Gofa	534	*	*
Arba Minch Zuria	-	-	-
Boreda . . . . .	*	*	*
Mirab Abaya . .	*	*	*
Chencha . . . .	*	*	*
Kemba . . . . .	*	*	*
Bonkie . . . . .	-	-	-
Dita . . . . .	*	*	*
Daramalo . . . .	-	-	-
Kucha . . . . .	*	*	*
Gofa Zuria . . .	*	*	*
Zala . . . . .	*	*	*
Uba Deber Tse	-	-	-
Melekoza . . . .	-	-	-
Bench-Maji	112	4.81	57.94
Shewa Bench . .	*	*	*
Bench . . . . .	-	-	-
Bero . . . . .	-	-	-
Maji . . . . .	34	2.09	22.1
Menit Goldiya	*	*	*
Menit Shasha .	-	-	-
Sheko . . . . .	*	*	*
Yem Special Wer	295	9.46	71.74
Yem . . . . .	295	9.46	71.74
Amaro Special W	*	*	*
Amaro . . . . .	*	*	*
Burji Special W	*	*	*
Burji . . . . .	*	*	*
Konso Special W	-	-	-
Konso . . . . .	-	-	-
Dirashe Special	-	-	-
Dirashe . . . . .	-	-	-
Dawro . . . . .	1378	79.54	551.52
Mareka Wereda	456	16.8	120.85
Gena Bosa Wer	*	*	*
Gedo Walcha W	761	50.28	352.7
Isara Wereda . .	*	*	*
Gorka Bersa W	*	*	*
Basketo Special	*	*	*
Basketo . . . . .	*	*	*
Konta Special W	181	*	*
Ela . . . . .	181	*	*

TABLE H- ESTIMATE OF HOLDERS, AREA, PRODUCTION AND YIELD OF  
TEMPORARYCROPS FOR PRIVATE PEASANT HOLDINGS FOR MEHER SEASONRURAL HOLDINGS  
RICE

Geographic Area	Number of Holders	Area	Production
		Hectares	Quintals
(S.N.N.P.R) . . .	301	*	-
Gurage Zone . .	-	-	-
Goru . . . . .	-	-	-
Ezha . . . . .	-	-	-
Kokir Gedebano	-	-	-
Sodo . . . . .	-	-	-
Meskanena Mareko	-	-	-
Selti . . . . .	-	-	-
Gumer . . . . .	-	-	-
Cheha . . . . .	-	-	-
Enemorna Ener	-	-	-
Dalocha . . . .	-	-	-
Lanfuro . . . .	-	-	-
Akililna Mohr	-	-	-
Alichu Woriro	-	-	-
Endegagn . . . .	-	-	-
Hadiya	-	-	-
Misha . . . . .	-	-	-
Lemo . . . . .	-	-	-
Badawacho . . .	-	-	-
Soro . . . . .	-	-	-
Kembata Alaba Tembaro	301	*	-
Omo Sheleko . .	-	-	-
Angacha . . . .	*	*	-
Kedida Gamela	*	*	-
Alaba . . . . .	*	*	-
Kacha Bira . . .	106	*	-
Sidama Zone . .	-	-	-
Shebedino . . .	-	-	-
Awasa . . . . .	-	-	-
Arbegona . . . .	-	-	-
Dale . . . . .	-	-	-
Aleta Wendo . .	-	-	-
Dara . . . . .	-	-	-
Hula . . . . .	-	-	-
Bensa . . . . .	-	-	-
Aroresa . . . . .	-	-	-
Gedio	-	-	-
Wenago . . . . .	-	-	-
Yirgachefe . . .	-	-	-
Kochere . . . .	-	-	-
Bule . . . . .	-	-	-
Wolayita	-	-	-
Sodo Zuria . . .	-	-	-
Boloso Sore . . .	-	-	-
Damot Gale . . .	-	-	-
Damot Wayde . .	-	-	-
Kindo Koysha . .	-	-	-
Offa . . . . .	-	-	-
Humbo . . . . .	-	-	-
South Omo Zone.	-	-	-
Selamago . . . .	-	-	-
Bako Gazer . . .	-	-	-
Gelila . . . . .	-	-	-
Hamer . . . . .	-	-	-

CONTD

Bena Tsemay .	-	-	-
Shaka	-	-	-
Masha . . . .	-	-	-
Anderacha . .	-	-	-
Yeki . . . . .	-	-	-
Kaffa	-	-	-
Telo . . . . .	-	-	-
Cheta . . . . .	-	-	-
Decha . . . . .	-	-	-
Menjiwo . . . .	-	-	-
Gimbo . . . . .	-	-	-
Gewata . . . . .	-	-	-
Chena . . . . .	-	-	-
Bitu . . . . .	-	-	-
Gesha Daka . .	-	-	-
Saylem . . . . .	-	-	-
Gamo Gofa	-	-	-
Arba Minch Zuria	-	-	-
Boreda . . . . .	-	-	-
Mirab Abaya . .	-	-	-
Chencha . . . .	-	-	-
Kemba . . . . .	-	-	-
Bonkie . . . . .	-	-	-
Dita . . . . .	-	-	-
Daramalo . . . .	-	-	-
Kucha . . . . .	-	-	-
Gofa Zuria . . .	-	-	-
Zala . . . . .	-	-	-
Uba Deber Tse	-	-	-
Melekoza . . . .	-	-	-
Bench-Maji	-	-	-
Shewa Bench . .	-	-	-
Bench . . . . .	-	-	-
Bero . . . . .	-	-	-
Maji . . . . .	-	-	-
Menit Goldiya	-	-	-
Menit Shasha .	-	-	-
Sheko . . . . .	-	-	-
Yem Special Wer	-	-	-
Yem . . . . .	-	-	-
Amaro Special W	-	-	-
Amaro . . . . .	-	-	-
Burji Special W	-	-	-
Burji . . . . .	-	-	-
Konso Special W	-	-	-
Konso . . . . .	-	-	-
Dirashe Special	-	-	-
Dirashe . . . . .	-	-	-
Dawro . . . . .	-	-	-
Mareka Wereda	-	-	-
Gena Bosa Wer	-	-	-
Gedo Walcha W	-	-	-
Isara Wereda . .	-	-	-
Gorka Bersa W	-	-	-
Basketo Special	-	-	-
Basketo . . . . .	-	-	-
Konta Special W	-	-	-
Ela . . . . .	-	-	-

TABLE 5.2.1.2 - ESTIMATE OF HOLDERS, AREA, PRODUCTION AND YIELD OF TEMPORARY CROPS FOR PRIVATE PEASANT HOLDINGS FOR MEHER SEASON RURAL HOLDINGS PULSES

Geographic Area	Number of Holders	Area	Production
		Hectares	Quintals
(S.N.N.P.R) . . .	952655	108559.9	964611.2
Gurage Zone . .	155805	14567.29	159720.6
Goru. . . . .	5679	2281.55	20917.39
Ezha. . . . .	6899	311.89	5492.88
Kokir Gedebano	6818	915.68	9536.91
Sodo. . . . .	11467	1666.05	12109.17
Meskanena Mareko	20336	1391.6	10398.97
Selti. . . . .	13577	747.99	5675.95
Gumer. . . . .	32907	1933.06	35690.12
Cheha. . . . .	3669	69.08	*
Enemorna Ener	2760	*	*
Dalocha. . . .	15843	1276.24	8717.04
Lanfuro. . . .	10909	823.47	6972.79
Akililna Mohr	5031	*	*
Alichu Woriro	16239	1343.32	16653.07
Endegagn. . . .	3673	170.83	2395.21
Hadiya	99764	11193.67	116947.2
Misha. . . . .	29516	4066.04	42939.78
Lemo. . . . .	25664	2047.05	19937.66
Badawacho. . .	17913	1475.33	16976.56
Soro. . . . .	26672	3605.25	37093.18
Kembata Alaba Tembaro	67736	5173.72	42442.12
Omo Sheleko. .	14383	1428.99	9453.7
Angacha. . . .	16611	1446.25	14025.71
Kedida Gamela	13933	780.37	6434.55
Alaba. . . . .	15458	931.01	6019.09
Kacha Bira. . .	7351	587.1	6509.07
Sidama Zone. .	137613	9464	89896.57
Shebedino. . .	53206	3979.96	37774.21
Awasa. . . . .	9945	661.93	2979.27
Arbegona. . . .	7780	311.09	2708.67
Dale. . . . .	10728	272.62	2816.94
Aleta Wendo. .	16792	770.04	6815.72
Dara. . . . .	6073	703.81	7048.96
Hula. . . . .	11193	839.94	8717.78
Bensa. . . . .	10860	707.99	6948.37
Aroresa. . . .	11036	1216.63	14086.65
Gedio	25498	2198.67	21733.64
Wenago. . . . .	1671	*	*
Yirgachefe. . .	4190	230.94	2257.15
Kochere. . . .	13242	1060.18	9963.4
Bule. . . . .	6395	769.27	8398.07
Wolayita	116600	8412.9	67039.69
Sodo Zuria. . .	14161	704.88	5285.19
Boloso Sore. .	17277	1024.78	6756.18
Damot Gale. . .	23240	1673.99	13323.49
Damot Wayde. .	19710	1985.07	22162.63
Kindo Koyssha.	18305	1135.35	8055.88
Offa. . . . .	16274	999.09	7102.07
Humbo. . . . .	7633	889.74	4354.25
South Omo Zone.	28839	2715.31	27376.51
Selamago. . . .	338	6.53	32.16
Bako Gazer. . .	18980	1910.62	21162.93
Gelila. . . . .	6462	538.83	4907.17
Hamer. . . . .	586	41.5	*

CONTD

Bena Tsemay .	2472	217.83	1180.64
Shaka	7240	2098.58	11995.95
Masha . . . .	4161	1673.19	9003.98
Anderacha . .	1650	349.18	1790.98
Yeki . . . . .	1429	76.21	*
Kaffa .	88397	23534.23	191136.4
Telo . . . . .	9751	3742.91	37519.64
Cheta . . . . .	3630	892.18	7237.25
Decha . . . . .	14383	3091.46	18830.8
Menjiwo . . .	14630	4422.07	48846.28
Gimbo . . . . .	8722	1448.26	8961.48
Gewata . . . .	5587	1138.43	7143.94
Chena . . . . .	11287	2022.07	12819.16
Bitu . . . . .	5727	1759.57	11158.93
Gesha Daka . .	9754	3646.54	28676.84
Saylem . . . .	4926	1370.73	9942.11
Gamo Gofa	106989	10263.49	93538.23
Arba Minch Zuria	8523	450.88	3263.19
Boreda . . . .	5218	443.93	3673.31
Mirab Abaya .	2097	120.49	797.39
Chencha . . . .	11634	761.68	10369.51
Kemba . . . . .	11382	883.06	8041.66
Bonkie . . . . .	10099	448.2	4289.52
Dita . . . . .	6530	611.13	7571.85
Daramalo . . .	1918	64.71	492.38
Kucha . . . . .	11371	1133.07	7942.5
Gofa Zuria . .	19476	3039.47	26728.6
Zala . . . . .	2104	82.78	679.23
Uba Deber Tse	2438	301.78	4240.24
Melekoza . . .	14198	1922.29	15448.84
Bench-Maji	18914	1963.32	18492.91
Shewa Bench .	5858	1004.36	8548.45
Bench . . . . .	4345	254.72	1703.37
Bero . . . . .	69	1.08	9.15
Maji . . . . .	804	62.49	417.51
Menit Goldiya	5071	530.42	5954.93
Menit Shasha.	2386	100.82	1774.68
Sheko . . . . .	382	9.44	84.82
Yem Special Wer	10910	2379.09	19346.43
Yem . . . . .	10910	2379.09	19346.43
Amaro Special W	11033	775.28	5676.42
Amaro . . . . .	11033	775.28	5676.42
Burji Special W	4962	1512.59	8782.81
Burji . . . . .	4962	1512.59	8782.81
Konso Special W	19204	2117.8	11522.54
Konso . . . . .	19204	2117.8	11522.54
Dirashe Special	8712	1041.33	5740.34
Dirashe . . . .	8712	1041.33	5740.34
Dawro . . . . .	33152	7230.7	53524.28
Mareka Wereda	6945	1581.07	10642.42
Gena Bosa Wer	6939	983.84	6465.34
Gedo Walcha W	9669	1880.39	13622.74
Isara Wereda.	4967	1601.57	11781.44
Gorka Bersa W	4632	1183.84	11012.34
Basketo Special	3665	154.1	1055.07
Basketo . . . .	3665	154.1	1055.07
Konta Special W	7623	1763.8	18643.5
Ela . . . . .	7623	1763.8	18643.5

TABLE A - ESTIMATE OF HOLDERS, AREA, PRODUCTION AND YIELD OF  
TEMPORARY CROPS FOR PRIVATE PEASANT HOLDINGS FOR MEHER SEASON RURAL HOLDINGS  
HORSE BEANS

Geographic Area	Number of Holders	Area	Production
		Hectares	Quintals
(S.N.N.P.R) . . .	488519	47008.42	488930.1
Gurage Zone . .	118400	6087.83	86241.27
Goru . . . . .	482	*	*
Ezha . . . . .	6108	137.83	2702.94
Kokir Gedebano	6377	393.14	4752.66
Sodo . . . . .	9341	721.54	6901.5
Meskanena Mareko	8992	516.14	4147.52
Selti . . . . .	9349	324.97	2980.89
Gumer . . . . .	32415	1339.31	27371.5
Cheha . . . . .	2223	*	*
Enemorna Ener	1876	*	*
Dalocha . . . .	10032	348.33	2369.58
Lanfuro . . . .	7409	277.22	2431.89
Akililna Mohr	4508	*	*
Alicho Woriro	16013	782.24	11215.25
Endegagn . . .	3274	92.71	1343.26
Hadiya	60129	7069.41	81362.76
Misha . . . . .	20366	2867.2	33043.95
Lemo . . . . .	18621	1340.13	13812.05
Badawacho . .	3667	*	*
Soro . . . . .	17475	2642.02	31961.62
Kembata Alaba Tembaro	35312	2813.81	29659.21
Omo Sheleko .	7270	660.87	6729.95
Angacha . . . .	10392	912.79	10375.54
Kedida Gamela	10329	590.78	5408.7
Alaba . . . . .	1770	*	*
Kacha Bira . .	5552	518.89	6100.56
Sidama Zone . .	44982	2043.99	25937.67
Shebedino . . .	8335	205.68	*
Awasa . . . . .	1149	*	*
Arbegona . . .	5940	192.98	2020.23
Dale . . . . .	4326	*	2052.4
Aleta Wendo .	6206	291.58	*
Dara . . . . .	4713	368.06	4724.78
Hula . . . . .	5180	233.71	2756.94
Bensa . . . . .	5990	293.43	3419.3
Aroresa . . . .	3143	263.2	3239.9
Gedio	17388	1161.38	12664.62
Wenago . . . .	*	*	*
Yirgacheffe . .	2456	138.51	1559.18
Kochere . . . .	9604	617.78	6250.44
Bule . . . . .	4372	291.25	3847.19
Wolayita	22115	825.61	7752.17
Sodo Zuria . .	2772	78.39	723.4
Boloso Sore . .	4148	*	*
Damot Gale . .	3879	120.25	1240.36
Damot Wayde .	2047	145.67	*
Kindo Koyssha.	4193	129.53	1072.76
Offa . . . . .	5050	215.78	2125.77
Humbo . . . . .	*	*	*
South Omo Zone.	11869	1089.93	12842.83
Selamago . . .	-	-	-
Bako Gazer . .	6117	715.76	9093.88
Gelila . . . . .	5741	373.97	3746.78
Hamer . . . . .	*	*	*

CONTD

Bena Tsemay .	-	-	-
Shaka	4573	758.82	4443.69
Masha . . . .	3215	604.61	3447.6
Anderacha . .	1017	140.78	801.78
Yeki . . . . .	*	*	*
Kaffa	68249	13644.39	117994.2
Telo . . . . .	8840	2338.35	24955.36
Cheta . . . . .	3128	619.07	5389.14
Decha . . . . .	11906	1857.75	11558.47
Menjiwo . . .	13203	2866.64	34223.17
Gimbo . . . . .	4193	661.03	3758.47
Gewata . . . .	3413	631.32	3572.77
Chena . . . . .	7315	1261.84	7594.33
Bitu . . . . .	4297	955.21	6248.67
Gesha Daka . .	8072	1897.24	16497.37
Saylem . . . .	3880	555.94	4196.48
Gamo Gofa	55247	3941.23	41575.06
Arba Minch Zuria	2957	67.57	664.45
Boreda . . . .	2432	125.64	1204.34
Mirab Abaya . .	614	14.8	97.03
Chencha . . . .	10066	373.34	5294
Kemba . . . . .	4269	201.84	1912.6
Bonkie . . . . .	4769	118.79	1286.69
Dita . . . . .	5844	309.78	4452.5
Daramalo . . .	531	16.63	198.16
Kucha . . . . .	788	*	*
Gofa Zuria . .	12107	1421.92	14906.39
Zala . . . . .	*	*	*
Uba Deber Tse	1574	151.96	1894.31
Melekoza . . .	9200	1099.39	9290.95
Bench-Maji	8264	894.5	8080.93
Shewa Bench .	3815	450.99	3892.11
Bench . . . . .	1791	189.37	*
Bero . . . . .	-	-	-
Maji . . . . .	312	13	69.14
Menit Goldiya	2347	241.14	3221.98
Menit Shasha.	-	-	-
Sheko . . . . .	-	-	-
Yem Special Wer	9274	1389.48	12932.64
Yem . . . . .	9274	1389.48	12932.64
Amaro Special W	4945	213.82	2077.06
Amaro . . . . .	4945	213.82	2077.06
Burji Special W	325	*	*
Burji . . . . .	325	*	*
Konso Special W	-	-	-
Konso . . . . .	-	-	-
Dirashe Special	979	41.57	209.7
Dirashe . . . .	979	41.57	209.7
Dawro . . . . .	20988	3805.43	31089.71
Mareka Wereda	5667	917.09	7333.74
Gena Bosa Wer	3485	330.68	2392.24
Gedo Walcha W	4787	861.38	6320.91
Isara Wereda.	3792	894.94	7314.74
Gorka Bersa W	3257	801.35	7728.08
Basketo Special	513	11.74	44.58
Basketo . . . .	513	11.74	44.58
Konta Special W	4969	1195.18	13824.08
Ela . . . . .	4969	1195.18	13824.08

TABLE B - ESTIMATE OF HOLDERS, AREA, PRODUCTION AND YIELD OF  
TEMPORARY CROPS FOR PRIVATE PEASANT HOLDINGS FOR MEHER SEASON RURAL HOLDINGS  
FIELD PEAS

Geographic Area	Number of Holders	Area	Production
		Hectares	Quintals
(S.N.N.P.R) . . .	230332	28104.28	221266.2
Gurage Zone . .	32148	3336.47	32293.9
Goru . . . . .	*	*	*
Ezha . . . . .	1548	171.19	2770.03
Kokir Gedebano	2488	515.04	4733.99
Sodo . . . . .	2230	430.06	2042.91
Meskanena Mareko	1923	282.95	1694.23
Selti . . . . .	2264	158.09	990.8
Gumer . . . . .	8048	590.85	8301.77
Cheha . . . . .	283	*	*
Enemorna Ener	390	*	*
Dalocha . . . .	2771	144.89	1036.66
Lanfuro . . . .	1195	36.82	216.53
Akililna Mohr	1132	*	*
Alicho Woriro	7137	557.91	5433.11
Endegagn . . .	677	77.6	1051.01
Hadiya	19875	2328.21	18972.96
Misha . . . . .	8004	1072.51	9281.76
Lemo . . . . .	5874	533.43	5085.65
Badawacho . .	*	*	*
Soro . . . . .	5583	705.83	4508.7
Kembata Alaba Tembaro	9330	613.51	4179.01
Omo Sheleko	2812	142.67	589.78
Angacha . . . .	4144	359.56	2892.71
Kedida Gamela	1382	64.66	391.48
Alaba . . . . .	*	*	*
Kacha Bira . .	892	45.3	296.86
Sidama Zone . .	13369	1345.71	13340.56
Shebedino . . .	*	*	*
Awasa . . . . .	*	*	*
Arbegona . . .	2881	102.29	614.82
Dale . . . . .	*	*	*
Aleta Wendo .	*	*	*
Dara . . . . .	1679	*	*
Hula . . . . .	4121	349.67	2761.11
Bensa . . . . .	2815	308	2987.17
Aroresa . . . .	921	*	*
Gedio	7695	932.32	8631.91
Wenago . . . . .	*	*	*
Yirgachefe . .	844	*	495.55
Kochere . . . .	3335	*	*
Bule . . . . .	3321	477.42	4544.98
Wolayita	28573	1403.11	10265.79
Sodo Zuria . .	3364	190.06	1835.85
Boloso Sore . .	8273	461.56	3328.07
Damot Gale . .	4083	283.96	1863.63
Damot Wayde .	*	*	*
Kindo Koysha.	6791	246.64	1394.27
Offa . . . . .	5501	194.58	1229.96
Humbo . . . . .	*	*	*
South Omo Zone.	6554	711.04	5453.61
Selamago . . .	-	-	-
Bako Gazer . .	3842	554.63	4308.53
Gelila . . . . .	2606	144.17	1053.28
Hamer . . . . .	*	*	*

CONTD

Bena Tsemay .	*	*	*
Shaka	4483	1260.59	6489.43
Masha . . . .	3231	1053.68	5515.89
Anderacha . .	1228	206.3	970.37
Yeki . . . . .	*	*	*
Kaffa	38704	8299.05	61346.22
Telo . . . . .	6188	1388.74	12503.87
Cheta . . . . .	1683	257.64	1778.13
Decha . . . . .	7303	1144.21	6768.18
Menjiwo . . . .	6766	1513.97	14362.08
Gimbo . . . . .	1609	289.32	1512.99
Gewata . . . . .	1308	317.15	2137.78
Chena . . . . .	859	144.99	*
Bitu . . . . .	2764	690.22	3915.65
Gesha Daka . .	6519	1747.49	12173.9
Saylem . . . . .	3705	805.33	5738.04
Gamo Gofa	36150	2834.43	26276.62
Arba Minch Zuria	1604	90.24	560.63
Boreda . . . . .	1236	61.26	487.15
Mirab Abaya .	305	10.11	92.44
Chencha . . . . .	7610	367.14	4904.88
Kemba . . . . .	2942	170.21	1631.51
Bonkie . . . . .	2806	109.61	1029.76
Dita . . . . .	3828	270.42	2878.26
Daramalo . . . .	339	12.9	75.86
Kucha . . . . .	1363	45.67	212.37
Gofa Zuria . .	6850	865.67	7037.74
Zala . . . . .	*	*	*
Uba Deber Tse	903	120.12	1898.19
Melekoza . . .	6352	710.54	5462.98
Bench-Maji	4014	643.91	5324.68
Shewa Bench .	2513	491.22	4187.97
Bench . . . . .	*	*	*
Bero . . . . .	-	-	-
Maji . . . . .	436	38.02	272.35
Menit Goldiya	983	112.9	850.62
Menit Shasha.	*	*	*
Sheko . . . . .	*	*	*
Yem Special Wer	4597	882.29	6004.82
Yem . . . . .	4597	882.29	6004.82
Amaro Special W	4753	389.21	2846.8
Amaro . . . . .	4753	389.21	2846.8
Burji Special W	549	65.97	422.73
Burji . . . . .	549	65.97	422.73
Konso Special W	5144	386.29	1357
Konso . . . . .	5144	386.29	1357
Dirashe Special	754	64.67	180.32
Dirashe . . . .	754	64.67	180.32
Dawro . . . . .	9826	2177.09	14072.83
Mareka Wereda	2619	641.06	3249.48
Gena Bosa Wer	832	80.88	447.45
Gedo Walcha W	2144	464.96	3269.32
Isara Wereda.	2867	693.04	4426.99
Gorka Bersa W	1363	297.16	2679.58
Basketo Special	1880	81.14	613.37
Basketo . . . .	1880	81.14	613.37
Konta Special W	1934	349.25	3193.59
Ela . . . . .	1934	349.25	3193.59

TABLE C - ESTIMATE OF HOLDERS, AREA, PRODUCTION AND YIELD OF  
TEMPORARY CROPS FOR PRIVATE PEASANT HOLDINGS FOR MEHER SEASON RURAL HOLDINGS  
HARICOT BEANS

Geographic Area	Number of Holders	Area	Production
		Hectares	Quintals
(S.N.N.P.R) . . .	415327	26799.1	209074.9
Gurage Zone . .	30000	1922.2	17535.99
Goru . . . . .	1973	686.59	6930.15
Ezha . . . . .	578	1.61	14.61
Kokir Gedebano	-	-	-
Sodo . . . . .	553	6.98	16.41
Meskanena Mareko	11568	402.43	3754.32
Selti . . . . .	4399	146.94	1180.85
Gumer . . . . .	*	*	*
Cheha . . . . .	969	1.59	12.22
Enemorna Ener	607	*	*
Dalocha . . . .	3453	94.42	547.5
Lanfuro . . . .	5194	373.88	*
Akiliilna Mohr	347	*	*
Alichu Woriro	-	-	-
Endegagn . . .	313	0.38	0.59
Hadiya	35790	1120.09	8607.57
Misha . . . . .	7873	101.12	*
Lemo . . . . .	5369	116.96	744.43
Badawacho . .	12607	724.92	7000.16
Soro . . . . .	9940	177.08	362.69
Kembata Alaba Tembaro	37314	1566.58	8343.67
Omo Sheleko .	8797	601.15	2097.81
Angacha . . . .	7826	166.39	747.1
Kedida Gamela	6537	118.21	594.89
Alaba . . . . .	12216	659.12	4793.61
Kacha Bira . .	1938	21.7	110.26
Sidama Zone . .	86614	6057.11	50446.83
Shebedino . . .	44842	3765.13	35291.44
Awasa . . . . .	8742	594.59	2281.82
Arbegona . . . .	665	*	*
Dale . . . . .	6244	118.4	335.38
Aleta Wendo .	10860	475.62	*
Dara . . . . .	*	*	*
Hula . . . . .	3584	*	*
Bensa . . . . .	2829	106.36	541.43
Aroresa . . . .	8236	709.31	6581.9
Gedio . . . . .	5054	102.7	431.94
Wenago . . . . .	578	*	*
Yirgachefe . .	1609	*	*
Kochere . . . .	2780	52.28	196.58
Bule . . . . .	*	*	*
Wolayita	82463	5435.78	44585.17
Sodo Zuria . .	9334	389.31	2408.78
Boloso Sore . .	9085	416.43	2268.66
Damot Gale . .	18428	1123.25	8822.96
Damot Wayde .	18211	1789.06	19877.84
Kindo Koysha .	12213	712.37	5373.49
Offa . . . . .	9015	472.79	2975.35
Humbo . . . . .	6176	532.57	2858.1
South Omo Zone.	15918	902.26	9056.89
Selamago . . . .	331	6.41	31.92
Bako Gazer . .	12164	630.76	7739.24
Gelila . . . . .	448	19.39	105.44
Hamer . . . . .	515	29.54	12.22

CONTD

Bena Tsemav .	2460	216.15	1168.08
Shaka	1342	77.15	*
Masha . . . .	149	13.17	40.49
Anderacha . .	103	1.81	18.82
Yeki . . . . .	1090	*	*
Kaffa	20095	1568.61	11768.39
Telo . . . . .	176	*	*
Cheta . . . . .	380	14.49	69.98
Decha . . . . .	2356	87.46	498.44
Menjiwo . . .	1410	41.04	259.57
Gimbo . . . . .	6158	497.35	3689.55
Gewata . . . .	2335	186.09	1431.45
Chena . . . . .	5782	613.76	4759.94
Bitu . . . . .	1203	113.97	994.61
Gesha Daka . .	204	1.61	4.52
Saylem . . . . .	91	0.2	1.37
Gamo Gofa	45220	2780.62	20934.57
Arba Minch Zuria	5249	276.42	1934.84
Boreda . . . .	2727	151.61	1348.42
Mirab Abaya .	1238	48.87	296.89
Chencha . . . .	212	4.77	31.59
Kemba . . . . .	6050	352.97	2710.45
Bonkie . . . . .	4807	218.85	1969.48
Dita . . . . .	*	*	*
Daramalo . . .	975	33.72	214.72
Kucha . . . . .	9336	819.12	6092.54
Gofa Zuria . .	8233	662.94	4608.99
Zala . . . . .	1930	70.08	563.58
Uba Deber Tse	496	24.7	366.52
Melekoza . . .	3551	104.77	675.3
Bench-Maji	8770	413.73	5064.21
Shewa Bench .	590	62.06	468.38
Bench . . . . .	2129	63.47	802.86
Bero . . . . .	69	1.08	9.15
Maji . . . . .	186	4.68	53.88
Menit Goldiya	3078	176.22	1882.31
Menit Shasha.	2371	98.14	1772.59
Sheko . . . . .	347	8.07	75.04
Yem Special Wer	274	3.6	-
Yem . . . . .	274	3.6	-
Amaro Special W	4060	117.31	452.48
Amaro . . . . .	4060	117.31	452.48
Burji Special W	4305	1129.53	6584.28
Burji . . . . .	4305	1129.53	6584.28
Konso Special W	16726	1593.86	9952.51
Konso . . . . .	16726	1593.86	9952.51
Dirashe Special	6680	687.15	4546.87
Dirashe . . . .	6680	687.15	4546.87
Dawro . . . . .	9554	1045.66	7678.53
Mareka Wereda	505	10.63	27.48
Gena Bosa Wer	3504	464.88	3324.31
Gedo Walcha W	4155	498.24	3794.39
Isara Wereda.	331	4.63	12.09
Gorka Bersa W	1058	67.27	520.26
Basketo Special	2033	57.75	397.11
Basketo . . . .	2033	57.75	397.11
Konta Special W	3114	217.42	1625.07
Ela . . . . .	3114	217.42	1625.07

TABLE D- ESTIMATE OF HOLDERS, AREA, PRODUCTION AND YIELD OF  
TEMPORARY CROPS FOR PRIVATE PEASANT HOLDINGS FOR MEHER SEASON RURAL HOLDINGS  
CHICK PEAS

Geographic Area	Number of Holders	Area	Production
		Hectares	Quintals
(S.N.N.P.R.) . . .	38639	5176.74	38596.7
Gurage Zone . .	14179	2554.22	19644.66
Goru. . . . .	4747	1470.6	13417.35
Ezha. . . . .	*	*	*
Kokir Gedebano	*	*	*
Sodo. . . . .	2083	368.84	1813.86
Meskanena Mareko	*	*	*
Selti . . . . .	1197	*	*
Gumer . . . . .	*	*	*
Cheha . . . . .	*	*	*
Enemorna Ener	-	-	-
Dalocha . . . .	3338	442.69	2866.39
Lanfuro . . . .	1070	74.62	367.22
Akiliilna Mohr	-	-	-
Alicho Woriro	*	*	*
Endegagn. . . .	-	-	-
Hadiya	4114	534.43	7424.3
Misha . . . . .	*	*	*
Lemo. . . . .	291	*	*
Badawacho . .	3086	504.23	7311.28
Soro. . . . .	532	17.92	*
Kembata Alaba Tembaro	750	33.34	80.54
Omo Sheleko . .	463	*	34.11
Angacha . . . .	*	*	*
Kedida Gamela	*	*	*
Alaba . . . . .	*	*	*
Kacha Bira. . .	-	-	-
Sidama Zone . .	*	*	*
Shebedino . . .	*	*	*
Awasa . . . . .	-	-	-
Arbegona. . . .	-	-	-
Dale. . . . .	-	-	-
Aleta Wendo . .	-	-	-
Dara. . . . .	*	*	*
Hula. . . . .	-	-	-
Bensa . . . . .	-	-	-
Aroresa . . . .	-	-	-
Gedio	*	*	-
Wenago. . . . .	*	*	-
Yirgachefe. . .	*	*	-
Kochere . . . .	-	-	-
Bule. . . . .	-	-	-
Wolayita	8665	732.72	4358.34
Sodo Zuria. . .	1010	44.58	*
Boloso Sore . .	*	*	*
Damot Gale. . .	1712	146.53	1396.54
Damot Wayde . .	483	24.91	173.4
Kindo Koysha .	*	39.68	185.34
Offa. . . . .	2614	110.77	740.4
Humbo . . . . .	1783	354.67	1483.37
South Omo Zone.	*	*	-
Selamago. . . .	-	-	-
Bako Gazer. . .	*	*	-
Gelila. . . . .	-	-	-
Hamer . . . . .	-	-	-

CONTD

Bena Tsemay .	-	-	-
Shaka	-	-	-
Masha . . . .	-	-	-
Anderacha . .	-	-	-
Yeki . . . . .	-	-	-
Kaffa	78	*	*
Telo . . . . .	*	*	*
Cheta	*	*	*
Decha . . . .	-	-	-
Menjiwo . . .	*	*	*
Gimbo . . . . .	-	-	-
Gewata . . . .	*	*	*
Chena . . . . .	-	-	-
Bitu . . . . .	*	*	*
Gesha Daka . .	-	-	-
Saylem . . . .	-	-	-
Gamo Gofa	4383	579.4	4100.11
Arba Minch Zuria	*	*	*
Boreda . . . .	918	103.66	625.47
Mirab Abaya .	314	32.01	222.41
Chencha . . . .	-	-	-
Kemba . . . . .	1090	*	*
Bonkie . . . . .	-	-	-
Dita . . . . .	*	*	*
Daramalo . . .	*	*	*
Kucha . . . . .	1442	210.08	1231.47
Gofa Zuria . .	*	*	*
Zala . . . . .	92	6.17	63.6
Uba Deber Tse	76	4.29	73.31
Melekoza . . .	-	-	-
Bench-Maji	-	-	-
Shewa Bench .	-	-	-
Bench . . . . .	-	-	-
Bero . . . . .	-	-	-
Maji . . . . .	-	-	-
Menit Goldiya	-	-	-
Menit Shasha.	-	-	-
Sheko . . . . .	-	-	-
Yem Special Wer	*	*	*
Yem . . . . .	*	*	*
Amaro Special W	*	*	*
Amaro . . . . .	*	*	*
Burji Special W	1193	253.26	1364.51
Burji . . . . .	1193	253.26	1364.51
Konso Special W	806	*	*
Konso . . . . .	806	*	*
Dirashe Special	1382	219.61	735.83
Dirashe . . . .	1382	219.61	735.83
Dawro . . . . .	1632	90.36	322.78
Mareka Wereda	157	*	*
Gena Bosa Wer	925	54.52	176.32
Gedo Walcha W	549	28.74	135.81
Isara Wereda.	-	-	-
Gorka Bersa W	-	-	-
Basketo Special	*	*	*
Basketo . . . .	*	*	*
Konta Special W	*	*	*
Ela . . . . .	*	*	*

TABLE E - ESTIMATE OF HOLDERS, AREA, PRODUCTION AND YIELD OF  
TEMPORARY CROPS FOR PRIVATE PEASANT HOLDINGS FOR MEHER SEASON RURAL HOLDINGS  
LENTILS

Geographic Area	Number of Holders	Area	Production
		Hectares	Quintals
(S.N.N.P.R) . . .	18838	739.25	2605.13
Gurage Zone . .	3531	181	444.94
Goru . . . . .	-	-	-
Ezha . . . . .	*	*	*
Kokir Gedebano	120	*	*
Sodo . . . . .	319	21.1	55.47
Meskanena Mareko	840	*	128.87
Selti . . . . .	655	26.31	51.35
Gumer . . . . .	*	*	*
Cheha . . . . .	*	*	*
Enemorna Ener	*	*	*
Dalocha . . . .	605	28.44	63.27
Lanfuro . . . .	587	39.78	87.79
Akililna Mohr	*	*	*
Alichu Woriro	-	-	-
Endegagn . . .	*	*	*
Hadiya	4948	116.03	460.18
Misha . . . . .	1517	15.35	61.01
Lemo . . . . .	*	*	*
Badawacho . .	*	*	*
Soro . . . . .	2788	62.4	*
Kembata Alaba Tembaro	1240	72.44	71.33
Omo Sheleko .	*	*	*
Angacha . . . .	*	*	*
Kedida Gamela	-	-	-
Alaba . . . . .	974	69.54	67.6
Kacha Bira . .	*	*	*
Sidama Zone . .	-	-	-
Shebedino . . .	-	-	-
Awasa . . . . .	-	-	-
Arbegona . . . .	-	-	-
Dale . . . . .	-	-	-
Aleta Wendo . .	-	-	-
Dara . . . . .	-	-	-
Hula . . . . .	-	-	-
Bensa . . . . .	-	-	-
Aroresa . . . .	-	-	-
Gedio	*	*	*
Wenago . . . . .	-	-	-
Yirgachefe . . .	*	*	*
Kochere . . . .	-	-	-
Bule . . . . .	-	-	-
Wolayita	611	9.06	25.61
Sodo Zuria . . .	*	*	*
Boloso Sore . .	-	-	-
Damot Gale . . .	-	-	-
Damot Wayde . .	-	-	-
Kindo Koyssha.	276	4.95	12.46
Offa . . . . .	287	2.16	7.12
Humbo . . . . .	-	-	-
South Omo Zone.	*	*	*
Selamago . . . .	*	*	*
Bako Gazer . . .	*	*	*
Gelila . . . . .	*	*	*
Hamer . . . . .	-	-	-

CONTD

Bena Tsemay .	-	-	-
Shaka	-	-	-
Masha . . . .	-	-	-
Anderacha . .	-	-	-
Yeki . . . . .	-	-	-
Kaffa	122	*	*
Telo . . . . .	-	-	-
Cheta . . . . .	-	-	-
Decha . . . . .	*	*	*
Menjiwo . . . .	*	*	*
Gimbo . . . . .	*	*	*
Gewata . . . . .	*	*	*
Chena . . . . .	-	-	-
Bitu . . . . .	-	-	-
Gesha Daka . .	-	-	-
Saylem . . . . .	-	-	-
Gamo Gofa	2376	70.04	481.4
Arba Minch Zuria	*	*	*
Boreda . . . . .	*	*	*
Mirab Abaya . .	*	*	*
Chencha . . . .	549	9.56	*
Kemba . . . . .	*	*	*
Bonkie . . . . .	*	*	*
Dita . . . . .	584	16.44	105.95
Daramalo . . . .	*	*	*
Kucha . . . . .	*	*	*
Gofa Zuria . . .	*	*	*
Zala . . . . .	-	-	-
Uba Deber Tse	-	-	-
Melekoza . . . .	261	*	5.03
Bench-Maji	70	6.53	22.11
Shewa Bench . .	-	-	-
Bench . . . . .	-	-	-
Bero . . . . .	-	-	-
Maji . . . . .	70	6.53	22.11
Menit Goldiya	-	-	-
Memit Shasha .	-	-	-
Sheko . . . . .	-	-	-
Yem Special Wer	1951	89.58	357.38
Yem . . . . .	1951	89.58	357.38
Amaro Special W	625	13.29	82.43
Amaro . . . . .	625	13.29	82.43
Burji Special W	326	32.28	*
Burji . . . . .	326	32.28	*
Konso Special W	*	*	*
Konso . . . . .	*	*	*
Dirashe Special	193	*	*
Dirashe . . . . .	193	*	*
Dawro . . . . .	2336	105.58	343.07
Mareka Wereda	168	4.98	20.86
Gena Bosa Wer	801	52.44	123.92
Gedo Waicha W	839	24.98	96.8
Isara Wereda . .	185	5.33	17.44
Gorka Bersa W	343	17.84	84.05
Basketo Special	-	-	-
Basketo . . . . .	-	-	-
Konta Special W	-	-	-
Ela . . . . .	-	-	-

TABLE F - ESTIMATE OF HOLDERS, AREA, PRODUCTION AND YIELD OF TEMPORARYCROPS FOR PRIVATE PEASANT HOLDINGS FOR MEHER SEASONRURAL HOLDINGS VETCH

Geographic Area	Number of Holders	Area	Production
		Hectares	Quintals
(S.N.N.P.R) . . .	3828	452.93	3563.34
Gurage Zone . .	3105	423.95	3452.34
Goru . . . . .	*	*	*
Ezha . . . . .	-	-	-
Kokir Gedebano	*	*	*
Sodo . . . . .	648	115.71	*
Meskanena Mareko	*	12.04	*
Selti . . . . .	242	*	*
Gumer . . . . .	-	-	-
Cheha . . . . .	*	*	*
Enemorna Ener	-	-	-
Dalocha . . . .	1412	210.82	*
Lanfuro . . . .	*	*	*
Akililna Mohr	-	-	-
Alicho Woriro	-	-	-
Endegagn . . . .	-	-	-
Hadiya	*	*	*
Misha . . . . .	*	*	*
Lemo . . . . .	*	*	*
Badawacho . . .	-	-	-
Soro . . . . .	-	-	-
Kembata Alaba Tembaro	*	*	-
Omo Sheleko . .	-	-	-
Angacha . . . . .	-	-	-
Kedida Gamela	-	-	-
Alaba . . . . .	-	-	-
Kacha Bira . . .	*	*	-
Sidama Zone . . .	*	*	*
Shebedino . . . .	-	-	-
Awasa . . . . .	-	-	-
Arbegona . . . .	-	-	-
Dale . . . . .	-	-	-
Aleta Wendo . .	-	-	-
Dara . . . . .	-	-	-
Hula . . . . .	*	*	*
Bensa . . . . .	*	*	*
Aroresa . . . . .	-	-	-
Gedio	-	-	-
Wenago . . . . .	-	-	-
Yirgachefe . . .	-	-	-
Kochere . . . . .	-	-	-
Bule . . . . .	-	-	-
Wolayita	-	-	-
Sodo Zuria . . . .	-	-	-
Boloso Sore . . .	-	-	-
Damot Gale . . . .	-	-	-
Damot Wayde . . .	-	-	-
Kindo Koysha . .	-	-	-
Offa . . . . .	-	-	-
Humbo . . . . .	-	-	-
South Omo Zone.	*	*	-
Selamago . . . . .	*	*	-
Bako Gazer . . . .	-	-	-
Gelila . . . . .	*	*	-
Hamer . . . . .	-	-	-

CONTD

Bena Tsemay .	-	-	-
Shaka	*	*	-
Masha . . . .	*	*	-
Anderacha . .	-	-	-
Yeki . . . .	-	-	-
Kaffa	*	*	*
Telo . . . .	*	*	*
Cheta . . . .	-	-	-
Decha . . . .	-	-	-
Menjiwo . . .	-	-	-
Gimbo . . . .	-	-	-
Gewata . . . .	-	-	-
Chena . . . .	-	-	-
Biti . . . .	-	-	-
Gesha Daka .	-	-	-
Saylem . . . .	*	*	*
Gamo Gofa	216	*	-
Arba Minch Zuria	-	-	-
Boreda . . . .	-	-	-
Mirab Abaya .	-	-	-
Chencha . . .	*	*	-
Kemba . . . .	-	-	-
Bonkie . . . .	-	-	-
Dita . . . .	-	-	-
Daramalo . .	-	-	-
Kucha . . . .	*	*	-
Gofa Zuria . .	*	*	-
Zala . . . .	-	-	-
Uba Deber Tse	-	-	-
Melekoza . . .	-	-	-
Bench-Maji	*	*	-
Shewa Bench .	-	-	-
Bench . . . .	-	-	-
Bero . . . .	-	-	-
Maji . . . .	*	*	-
Menit Goldiya	-	-	-
Menit Shasha.	*	*	-
Sheko . . . .	-	-	-
Yem Special Wer	*	*	-
Yem . . . .	*	*	-
Amaro Special W	*	*	-
Amaro . . . .	*	*	-
Burji Special W	*	*	-
Burji . . . .	*	*	-
Konso Special W	-	-	-
Konso . . . .	-	-	-
Dirashe Special	-	-	-
Dirashe . . .	-	-	-
Dawro . . . .	*	*	*
Mareka Wereda	-	-	-
Gena Bosa Wer	-	-	-
Gedo Walcha W	*	*	*
Isara Wereda.	*	*	*
Gorka Bersa W	-	-	-
Basketo Special	-	-	-
Basketo . . .	-	-	-
Konta Special W	-	-	-
Ela . . . .	-	-	-

TABLE G- ESTIMATE OF HOLDERS, AREA, PRODUCTION AND YIELD OF  
 TEMPORARYCROPS FOR PRIVATE PEASANT HOLDINGS FOR MEHER SEASONRURAL HOLDINGS  
 SOYA BEANS

Geographic Area	Number of Holders	Area	Production
		Hectares	Quintals
(S.N.N.P.R) . . .	2822	80.94	162.26
Gurage Zone . .	*	*	-
Goru . . . . .	-	-	-
Ezha . . . . .	-	-	-
Kokir Gedebano	-	-	-
Sodo . . . . .	-	-	-
Meskanena Mareko	-	-	-
Selti . . . . .	-	-	-
Gumer . . . . .	-	-	-
Cheha . . . . .	-	-	-
Enemorna Ener	*	*	-
Dalocha . . . .	*	*	-
Lanfuro . . . .	-	-	-
Akililna Mohr	-	-	-
Alicho Woriro	-	-	-
Endegagn. . . .	-	-	-
Hadiya . . . . .	*	*	-
Misha . . . . .	*	*	-
Lemo . . . . .	-	-	-
Badawacho . . .	*	*	-
Soro . . . . .	-	-	-
Kembata Alaba Tembaro	147	*	-
Omo Sheleko . .	*	*	-
Angacha . . . .	*	*	-
Kedida Gamela	-	-	-
Alaba . . . . .	-	-	-
Kacha Bira. . .	-	-	-
Sidama Zone . .	*	*	*
Shebedino . . .	-	-	-
Awasa . . . . .	*	*	*
Arbegona. . . .	-	-	-
Dale. . . . .	-	-	-
Aleta Wendo . .	-	-	-
Dara. . . . .	-	-	-
Hula. . . . .	-	-	-
Bensa . . . . .	-	-	-
Aroresa . . . .	-	-	-
Gedio . . . . .	*	*	-
Wenago. . . . .	-	-	-
Yirgachefe. . .	-	-	-
Kochere . . . .	-	-	-
Bule. . . . .	*	*	-
Wolayita . . . .	827	6.5	52.62
Sodo Zuria. . .	*	*	*
Boloso Sore . .	*	*	*
Damot Gale. . .	-	-	-
Damot Wayde . .	*	*	*
Kindo Koysha.	*	*	*
Offa. . . . .	*	*	*
Humbo . . . . .	*	*	*
South Omo Zone.	-	-	-
Selamago. . . .	-	-	-
Bako Gazer. . .	*	*	-
Gelila. . . . .	*	*	-
Hamer . . . . .	*	*	-

CONTD

Bena Tsemay .	-	-	-
Shaka	*	*	-
Masha . . . .	-	-	-
Anderacha . .	*	*	-
Yeki . . . . .	-	-	-
Kaffa	*	*	-
Telo . . . . .	-	-	-
Cheta . . . . .	*	*	-
Decha . . . . .	-	-	-
Menjiwo . . . .	-	-	-
Gimbo . . . . .	*	*	-
Gewata . . . . .	-	-	-
Chena . . . . .	-	-	-
Bitu . . . . .	-	-	-
Gesha Daka . .	-	-	-
Saylem . . . . .	*	*	-
Gamo Gofa	727	27.5	103.62
Arba Minch Zuria	-	-	-
Boreda . . . . .	-	-	-
Mirab Abaya . .	*	*	*
Chencha . . . .	*	*	*
Kemba . . . . .	*	*	*
Bonkie . . . . .	-	-	-
Dita . . . . .	-	-	-
Daramalo . . . .	*	*	*
Kucha . . . . .	378	*	*
Gofa Zuria . . .	*	*	*
Zala . . . . .	*	*	*
Uba Deber Tse	-	-	-
Melekoza . . . .	*	*	*
Bench-Maji	*	0.4	-
Shewa Bench . .	*	*	-
Bench . . . . .	*	*	-
Bero . . . . .	-	-	-
Maji . . . . .	-	-	-
Menit Goldiya	*	*	-
Menit Shasha.	-	-	-
Sheko . . . . .	*	*	-
Yem Special Wer	-	-	-
Yem . . . . .	-	-	-
Amaro Special W	-	-	-
Amaro . . . . .	-	-	-
Burji Special W	*	*	-
Burji . . . . .	*	*	-
Konso Special W	*	*	-
Konso . . . . .	*	*	-
Dirashe Special	*	*	-
Dirashe . . . . .	*	*	-
Dawro . . . . .	158	*	*
Mareka Wereda	*	*	*
Gena Bosa Wer	84	*	*
Gedo Walcha W	*	*	*
Isara Wereda.	-	-	-
Gorka Bersa W	*	*	*
Basketo Special	*	*	-
Basketo . . . . .	*	*	-
Konta Special W	-	-	-
Ela . . . . .	-	-	-

TABLE -H- ESTIMATE OF HOLDERS, AREA, PRODUCTION AND YIELD OF  
 TEMPORARY CROPS FOR PRIVATE PEASANT HOLDINGS FOR MEHER SEASON RURAL HOLDINGS  
 FENU GREEK

Geographic Area	Number of Holders	Area	Production
		Hectares	Quintals
(S.N.N.P.R) . . .	11795	198.19	412.61
Gurage Zone . .	1839	59.85	107.45
Goru . . . . .	*	*	*
Ezha . . . . .	-	-	-
Kokir Gedebano	-	-	-
Sodo . . . . .	*	*	*
Meskanena Mareko	*	*	*
Selti . . . . .	249	2.73	*
Gumer . . . . .	-	-	-
Cheha . . . . .	*	*	*
Enemorna Ener	-	-	-
Dalocha . . . .	400	6.64	10.63
Lanfuro . . . .	401	18.59	22.23
Akililna Mohr	-	-	-
Alicho Woriro	-	-	-
Endegagn . . .	-	-	-
Hadiya	915	*	*
Misha . . . . .	*	*	*
Lemo . . . . .	684	6.65	4.03
Badawacho . .	*	*	*
Soro . . . . .	-	-	-
Kembata Alaba Tembaro	3415	71.4	108.36
Omo Sheleko . .	-	-	-
Angacha . . . .	522	2.98	4.47
Kedida Gamela	441	2.65	5.35
Alaba . . . . .	2396	65.69	98.43
Kacha Bira . .	*	*	*
Sidama Zone . .	303	*	*
Shebedino . . .	-	-	-
Awasa . . . . .	-	-	-
Arbegona . . . .	*	*	*
Dale . . . . .	-	-	-
Aleta Wendo . .	-	-	-
Dara . . . . .	-	-	-
Hula . . . . .	264	*	*
Bensa . . . . .	-	-	-
Aroresa . . . .	-	-	-
Gedio	-	-	-
Wenago . . . . .	-	-	-
Yirgachefe . . .	-	-	-
Kochere . . . .	-	-	-
Bule . . . . .	-	-	-
Wolayita	*	*	-
Sodo Zuria . . .	-	-	-
Boloso Sore . .	-	-	-
Damot Gale . . .	-	-	-
Damot Wayde . .	-	-	-
Kindo Koyscha.	-	-	-
Offa . . . . .	*	*	-
Humbo . . . . .	-	-	-
South Omo Zone.	65	*	-
Selamago . . . .	-	-	-
Bako Gazer . . .	-	-	-
Gelila . . . . .	65	*	-
Hamer . . . . .	-	-	-

CONTD

Bena Tsemay .	*	*	
Shaka	-	-	
Masha . . . .	*	*	
Anderacha . .	-	-	
Yeki . . . . .	254	2.33	
Kaffa	*	*	
Telo . . . . .	-	-	
Cheta . . . . .	-	-	
Decha . . . . .	*	*	
Menjiwo . . . .	-	-	
Gimbo . . . . .	*	*	
Gewata . . . . .	*	*	
Chena . . . . .	*	*	
Bitu . . . . .	-	-	
Gesha Daka . .	*	*	
Saylem . . . . .	*	*	
Gamo Gofa	3419	20.73	66.84
Arba Minch Zuria	*	*	
Boreda . . . . .	111	*	
Mirab Abaya . .	-	-	
Chencha . . . .	320	2.25	9.55
Kemba . . . . .	*	*	
Bonkie . . . . .	312	0.8	2.73
Dita . . . . .	288	1.11	3.63
Daramalo . . . .	*	0.34	1.17
Kucha . . . . .	-	-	
Gofa Zuria . . .	*	*	
Zala . . . . .	*	*	
Uba Deber Tse	*	*	
Melekoza . . . .	*	*	
Bench-Maji	*	*	
Shewa Bench . .	-	-	
Bench . . . . .	*	*	
Bero . . . . .	-	-	
Maji . . . . .	23	0.05	0.03
Menit Goldiya	*	*	
Menit Shasha .	-	-	
Sheko . . . . .	-	-	
Yem Special Wer	809	2.79	9.18
Yem . . . . .	809	2.79	9.18
Amaro Special W	*	*	
Amaro . . . . .	*	*	
Burji Special W	110	8.35	16.26
Burji . . . . .	110	8.35	16.26
Konso Special W	*	*	
Konso . . . . .	*	*	
Dirashe Special	*	*	
Dirashe . . . . .	*	*	
Dawro . . . . .	*	*	
Mareka Wereda	*	*	
Gena Bosa Wer	-	-	
Gedo Walcha W	-	-	
Isara Wereda . .	-	-	
Gorka Bersa W	*	*	
Basketo Special	*	*	
Basketo . . . . .	*	*	
Konta Special W	-	-	
Ela . . . . .	-	-	

TABLE -I - ESTIMATE OF HOLDERS, AREA, PRODUCTION AND YIELD OF  
TEMPORARYCROPS FOR PRIVATE PEASANT HOLDINGS FOR MEHER SEASONRURAL HOLDINGS  
GIBTO

Geographic Area	Number of Holders	Area	Production
		Hectares	Quintals
(S.N.N.P.R) . . .	633	-	-
Gurage Zone . .	*	*	-
Goru . . . . .	-	-	-
Ezha . . . . .	-	-	-
Kokir Gedebano	-	-	-
Sodo . . . . .	-	-	-
Meskanena Mareko	*	*	-
Selti . . . . .	*	*	-
Gumer . . . . .	*	*	-
Cheha . . . . .	-	-	-
Enemorna Ener	-	-	-
Dalocha . . . .	-	-	-
Lanfuro . . . .	-	-	-
Akililna Mohr	-	-	-
Alicho Woriro	-	-	-
Endegagn. . . .	*	*	-
Hadiya	-	-	-
Misha . . . . .	-	-	-
Lemo . . . . .	-	-	-
Badawacho . .	-	-	-
Soro . . . . .	-	-	-
Kembata Alaba Tembaro	-	-	-
Omo Sheleko . .	-	-	-
Angacha . . . .	-	-	-
Kedida Gamela	-	-	-
Alaba . . . . .	-	-	-
Kacha Bira . . .	-	-	-
Sidama Zone . .	-	-	-
Shebedino . . .	-	-	-
Awasa . . . . .	-	-	-
Arbegona . . . .	-	-	-
Dale . . . . .	-	-	-
Aleta Wendo . .	-	-	-
Dara . . . . .	-	-	-
Hula . . . . .	-	-	-
Bensa . . . . .	-	-	-
Aroresa . . . . .	-	-	-
Gedio	-	-	-
Wenago . . . . .	-	-	-
Yirgachefe . . .	-	-	-
Kochere . . . . .	-	-	-
Bule . . . . .	-	-	-
Wolayita	-	-	-
Sodo Zuria . . .	-	-	-
Boloso Sore . . .	-	-	-
Damot Gale . . .	-	-	-
Damot Wayde . .	-	-	-
Kindo Koyssha .	-	-	-
Offa . . . . .	-	-	-
Humbo . . . . .	-	-	-
South Omo Zone.	-	-	-
Selamago . . . .	-	-	-
Bako Gazer . . .	-	-	-
Gelila . . . . .	-	-	-
Hamer . . . . .	-	-	-

CONTD

Bena Tsemay .	-	-	-
Shaka	-	-	-
Masha . . . .	-	-	-
Anderacha . .	-	-	-
Yeki . . . . .	-	-	-
Kaffa	*	*	-
Telo . . . . .	-	-	-
Cheta . . . . .	-	-	-
Decha . . . . .	-	-	-
Menjiwo . . .	-	-	-
Gimbo . . . . .	-	-	-
Gewata . . . .	-	-	-
Chena . . . . .	-	-	-
Bitu . . . . .	-	-	-
Gesha Daka . .	*	*	-
Saylem . . . . .	-	-	-
Gamo Gofa	184	-	-
Arba Minch Zuria	*	*	-
Boreda . . . . .	-	-	-
Mirab Abaya .	*	*	-
Chencha . . . .	-	-	-
Kemba . . . . .	*	*	-
Bonkie . . . . .	-	-	-
Dita . . . . .	-	-	-
Daramalo . . .	-	-	-
Kucha . . . . .	*	*	-
Gofa Zuria . .	-	-	-
Zala . . . . .	-	-	-
Uba Deber Tse	*	*	-
Melckoza . . .	*	*	-
Bench-Maji	*	*	-
Shewa Bench .	*	*	-
Bench . . . . .	-	-	-
Bero . . . . .	-	-	-
Maji . . . . .	-	-	-
Menit Goldiya	-	-	-
Menit Shasha.	-	-	-
Sheko . . . . .	-	-	-
Yem Special Wer	-	-	-
Yem . . . . .	-	-	-
Amaro Special W	-	-	-
Amaro . . . . .	-	-	-
Burji Special W	*	*	-
Burji . . . . .	*	*	-
Konso Special W	*	*	-
Konso . . . . .	*	*	-
Dirashe Special	-	-	-
Dirashe . . . .	-	-	-
Dawro . . . . .	*	*	-
Mareka Wereda	-	-	-
Gena Bosa Wer	*	*	-
Gedo Walcha W	-	-	-
Isara Wereda.	-	-	-
Gorka Bersa W	-	-	-
Basketo Special	*	*	-
Basketo . . . .	*	*	-
Konta Special W	-	-	-
Ela . . . . .	-	-	-

TABLE 5.2.1.3 - ESTIMATE OF HOLDERS, AREA, PRODUCTION AND YIELD OF TEMPORARY CROPS FOR PRIVATE PEASANT HOLDINGS FOR MEHER SEASON RURAL HOLDINGS OIL SEEDS

Geographic Area	Number of Holders	Area	Production
		Hectares	Quintals
(S.N.N.P.R) . . .	80293	3370.09	11313.57
Gurage Zone . .	17712	1093.92	2866.25
Goru . . . . .	3024	765.99	1680
Ezha . . . . .	1176	*	*
Kokir Gedebano	1244	24.78	45.27
Sodo . . . . .	1420	47.34	106.27
Meskanena Mareko	1825	16.9	58.52
Selti . . . . .	1187	17.3	32.6
Gumer . . . . .	447	2.73	40.7
Cheha . . . . .	297	*	*
Enemorna Ener	1297	11.71	*
Dalocha . . . .	3350	83.74	438.3
Lanfuro . . . .	1683	43.73	240.39
Akililna Mohr	118	*	*
Alicho Woriro	111	*	*
Endegagn . . .	533	7.98	28.76
Hadiya	16964	490.37	1465.43
Misha . . . . .	7301	117.33	234.48
Lemo . . . . .	3387	79.48	141.36
Badawacho . .	1042	*	*
Soro . . . . .	5234	267.35	1046.95
Kembata Alaba Tembaro	5742	138.65	416.01
Omo Sheleko .	2543	71.94	124.87
Angacha . . . .	385	2.38	4.4
Kedida Gamela	478	*	*
Alaba . . . . .	1947	54.77	268.89
Kacha Bira . .	389	*	*
Sidama Zone . .	3073	*	*
Shebedino . . .	*	*	*
Awasa . . . . .	554	*	*
Arbegona . . . .	*	*	*
Dale . . . . .	*	*	*
Aleta Wendo .	-	-	-
Dara . . . . .	469	7.93	*
Hula . . . . .	771	*	31.36
Bensa . . . . .	*	*	*
Aroresa . . . .	-	-	-
Gedio	3339	48.85	90.6
Wenago . . . . .	1099	12.67	*
Yirgachefe . . .	*	*	*
Kochere . . . .	1514	*	*
Bule . . . . .	596	7.84	20.22
Wolayita	2013	53.23	275.42
Sodo Zuria . . .	*	*	*
Boloso Sore . .	*	*	*
Damot Gale . . .	277	*	*
Damot Wayde . .	*	*	*
Kindo Koyssha.	*	*	*
Offa . . . . .	323	*	*
Humbo . . . . .	207	*	*
South Omo Zone.	5912	200.8	1400.83
Selamago . . . .	515	7.79	36.2
Bako Gazer . . .	4222	132.02	1195.62
Gelila . . . . .	655	23.81	65.86
Hamer . . . . .	*	*	*

CONTD

Bena Tsemay .	495	30.43	94.7
Shaka	496	*	*
Masha . . . .	32	*	*
Anderacha . .	24	*	*
Yeki. . . . .	440	*	*
Kaffa	4150	99.76	266.88
Telo. . . . .	448	4.5	16.35
Cheta . . . .	66	2.06	2.34
Decha . . . .	471	*	*
Menjiwo . . .	359	3.49	5.59
Gimbo . . . .	262	12.98	40.09
Gewata. . . .	177	*	*
Chena . . . .	609	11.76	36.38
Bitu. . . . .	354	*	79.66
Gesha Daka. .	683	16.06	*
Saylem. . . .	722	8.82	29.31
Gamo Gofa	7908	555.02	2645.74
Arba Minch Zuria	*	*	*
Boreda. . . .	254	16.82	56.54
Mirab Abaya .	64	3.5	8.23
Chencha . . .	840	16.52	80.78
Kemba . . . .	559	7.84	45.63
Bonkie. . . .	402	*	*
Dita. . . . .	540	6.37	11.5
Daramalo. . .	*	*	*
Kucha . . . .	1691	100.47	438.54
Gofa Zuria. .	1711	*	*
Zala. . . . .	239	9.82	*
Uba Deber Tse	405	26.39	87.57
Melekoza. . .	1022	24.77	114.37
Bench-Maji	4015	163.89	399.09
Shewa Bench .	118	*	*
Bench . . . .	2692	*	*
Bero. . . . .	*	0.47	19.47
Maji. . . . .	141	*	5.29
Menit Goldiya	305	7.44	42.39
Menit Shasha.	569	11.31	51.19
Sheko . . . .	184	2.91	2.77
Yem Special Wer	1911	201.72	412.82
Yem . . . . .	1911	201.72	412.82
Amaro Special W	359	1.22	*
Amaro . . . .	359	1.22	*
Burji Special W	106	*	*
Burji . . . .	106	*	*
Konso Special W	467	*	*
Konso . . . .	467	*	*
Dirashe Special	186	2.31	*
Dirashe . . .	186	2.31	*
Dawro . . . . .	5323	156.87	688.14
Mareka Wereda	1235	27.8	68.89
Gena Bosa Wer	601	21.19	134.19
Gedo Walcha W	2383	91.57	448.84
Isara Wereda.	369	4.56	5.49
Gorka Bersa W	735	11.75	30.73
Basketo Special	286	4.79	32.35
Basketo . . .	286	4.79	32.35
Konta Special W	329	7	15.02
Ela . . . . .	329	7	15.02

TABLE A - ESTIMATE OF HOLDERS, AREA, PRODUCTION AND YIELD OF  
TEMPORARYCROPS FOR PRIVATE PEASANT HOLDINGS FOR MEHER SEASONRURAL HOLDINGS  
NEUG

Geographic Area	Number of Holders	Area	Production
		Hectares	Quintals
(S.N.N.P.R) . . .	4601	925.17	2062.84
Gurage Zone . .	3185	811.77	1808.06
Goru. . . . .	2608	746.81	1644.22
Ezha. . . . .	*	*	*
Kokir Gedebano	*	*	*
Sodo. . . . .	*	*	*
Meskanena Mareko	*	*	*
Selti. . . . .	-	-	-
Gumer. . . . .	-	-	-
Cheha. . . . .	*	*	*
Enemorna Ener	*	*	*
Dalocha. . . .	*	*	*
Lanfuro. . . .	-	-	-
Akililna Mohr	-	-	-
Alichu Woriro	-	-	-
Endegagn. . . .	*	*	*
Hadiya	*	*	-
Misha. . . . .	*	*	-
Lemo. . . . .	*	*	-
Badawacho. . .	-	-	-
Soro. . . . .	-	-	-
Kembata Alaba Tembaro	*	*	-
Omo Sheleko . .	-	-	-
Angacha. . . . .	*	*	-
Kedida Gamela	*	*	-
Alaba. . . . .	-	-	-
Kacha Bira. . .	-	-	-
Sidama Zone . .	-	-	-
Shebedino . . .	-	-	-
Awasa. . . . .	-	-	-
Arbegona. . . .	-	-	-
Dale. . . . .	-	-	-
Aleta Wendo . .	-	-	-
Dara. . . . .	-	-	-
Hula. . . . .	-	-	-
Bensa. . . . .	-	-	-
Aroresa. . . . .	-	-	-
Gedio	*	*	-
Wenago. . . . .	-	-	-
Yirgachefe. . .	-	-	-
Kochere. . . . .	*	*	-
Bule. . . . .	*	*	-
Wolayita	-	-	-
Sodo Zuria. . .	-	-	-
Boloso Sore . .	-	-	-
Damot Gale. . .	-	-	-
Damot Wayde . .	-	-	-
Kindo Koysha.	-	-	-
Offa. . . . .	-	-	-
Humbo. . . . .	-	-	-
South Omo Zone.	*	*	-
Selamago. . . .	-	-	-
Bako Gazer. . .	-	-	-
Gelila. . . . .	-	-	-
Hamer. . . . .	*	*	-

CONTD

Bena Tsemay .	-	-	-
Shaka	-	-	-
Masha . . . .	-	-	-
Anderacha . .	-	-	-
Yeki . . . . .	-	-	-
Kaffa	249	*	*
Telo . . . . .	-	-	-
Cheta . . . . .	-	-	-
Decha . . . . .	-	-	-
Menjiwo . . . .	-	-	-
Gimbo . . . . .	145	*	*
Gewata . . . . .	*	*	*
Chena . . . . .	*	*	*
Bitu . . . . .	*	*	*
Gesha Daka . .	-	-	-
Saylem . . . . .	-	-	-
Gamo Gofa	370	*	*
Arba Minch Zuria	-	-	-
Boreda . . . . .	*	*	*
Mirab Abaya . .	*	*	*
Chencha . . . .	113	*	*
Kemba . . . . .	-	-	-
Bonkie . . . . .	-	-	-
Dita . . . . .	-	-	-
Daramalo . . . .	-	-	-
Kucha . . . . .	*	*	*
Gofa Zuria . .	-	-	-
Zala . . . . .	-	-	-
Uba Deber Tse	-	-	-
Melekoza . . . .	*	*	*
Bench-Maji	*	*	-
Shewa Bench . .	-	-	-
Bench . . . . .	-	-	-
Bero . . . . .	-	-	-
Maji . . . . .	-	-	-
Menit Goldiya	-	-	-
Menit Shasha .	-	-	-
Sheko . . . . .	*	*	-
Yem Special Wer	277	46.51	93.55
Yem . . . . .	277	46.51	93.55
Amaro Special W	-	-	-
Amaro . . . . .	-	-	-
Burji Special W	-	-	-
Burji . . . . .	-	-	-
Konso Special W	-	-	-
Konso . . . . .	-	-	-
Dirashe Special	-	-	-
Dirashe . . . . .	-	-	-
Dawro . . . . .	*	*	*
Mareka Wereda	-	-	-
Gena Bosa Wer	*	*	*
Gedo Walcha W	-	-	-
Isara Wereda .	*	*	*
Gorka Bersa W	*	*	*
Basketo Special	-	-	-
Basketo . . . . .	-	-	-
Konta Special W	*	*	-
Ela . . . . .	*	*	-

TABLE B - ESTIMATE OF HOLDERS, AREA, PRODUCTION AND YIELD OF  
TEMPORARY CROPS FOR PRIVATE PEASANT HOLDINGS FOR MEHER SEASON RURAL HOLDINGS  
LINE SEED

Geographic Area	Number of Holders	Area	Production
		Hectares	Quintals
(S.N.N.P.R) . . .	30595	968.82	3087.65
Gurage Zone . .	5222	165.39	455.03
Goru . . . . .	323	8.59	17.21
Ezha . . . . .	*	*	*
Kokir Gedebano	331	*	*
Sodo . . . . .	310	36.41	75.46
Meskanena Mareko	*	*	*
Selti . . . . .	769	12.72	15.17
Gumer . . . . .	447	2.73	40.7
Cheha . . . . .	*	*	*
Enemorna Ener	*	*	*
Dalocha . . . .	1682	50.39	98.08
Lanfuro . . . .	681	29.1	*
Akililna Mohr	*	*	*
Alichu Woriro	*	*	*
Endegagn . . .	202	6.75	24.06
Hadiya . . . . .	7323	293.58	1055.69
Misha . . . . .	2501	32.25	133.2
Lemo . . . . .	1187	25.13	*
Badawacho . .	*	*	*
Soro . . . . .	3348	218.08	829.65
Kembata Alaba Tembaro	1898	64.24	142.24
Omo Sheleko .	462	*	*
Angacha . . . .	152	*	*
Kedida Gamela	251	*	*
Alaba . . . . .	947	*	21.31
Kacha Bira . .	*	*	*
Sidama Zone . .	1531	14.39	74.32
Shebedino . . .	*	*	*
Awasa . . . . .	*	*	*
Arbegona . . . .	*	*	*
Dale . . . . .	-	-	-
Aleta Wendo .	-	-	-
Dara . . . . .	354	4.89	*
Hula . . . . .	494	5.48	*
Bensa . . . . .	-	-	-
Aroresa . . . .	-	-	-
Gedio . . . . .	301	3.45	20.1
Wenago . . . . .	-	-	-
Yirgachefe . . .	-	-	-
Kochere . . . .	*	*	*
Bule . . . . .	203	2.11	*
Wolayita . . . .	1094	35.97	*
Sodo Zuria . . .	*	*	*
Boloso Sore . . .	*	*	*
Damot Gale . . .	*	*	*
Damot Wayde . .	*	*	*
Kindo Koysha . .	298	*	*
Offa . . . . .	290	*	*
Humbo . . . . .	*	*	*
South Omo Zone.	917	32.16	76.59
Selamago . . . .	-	-	-
Bako Gazer . . .	287	5.18	*
Gelila . . . . .	610	23.02	59.36
Hamer . . . . .	*	*	*

CONTD

Bena Tsemav .	*	*	*
Shaka	*	*	*
Masha . . . .	*	*	*
Anderacha . .	-	-	-
Yeki . . . . .	*	*	*
Kaffa	2794	50.18	163.01
Telo . . . . .	408	3.79	15.56
Cheta . . . . .	*	*	*
Decha . . . . .	*	*	*
Menjiwo . . . .	168	1.4	3.22
Gimbo . . . . .	*	*	*
Gewata . . . . .	148	4.77	12.89
Chena . . . . .	392	10.76	35.49
Bitu . . . . .	293	8.86	38.17
Gesha Daka . .	582	9.25	*
Saylem . . . . .	671	7.97	23.47
Gamo Gofa	2753	56.88	256.74
Arba Minch Zuria	-	-	-
Boreda . . . . .	41	1.2	5.06
Mirab Abaya . .	*	*	*
Chencha . . . .	653	11.85	58.26
Kemba . . . . .	376	*	*
Bonkie . . . . .	374	*	*
Dita . . . . .	497	5.23	6.68
Daramalo . . . .	*	*	*
Kucha . . . . .	*	*	*
Gofa Zuria . . .	*	*	*
Zala . . . . .	*	*	*
Uba Deber Tse	*	*	*
Melekoza . . . .	415	*	*
Bench-Maji	692	12.14	53.32
Shewa Bench . .	-	-	-
Bench . . . . .	-	-	-
Bero . . . . .	-	-	-
Maji . . . . .	48	0.25	1.09
Menit Goldiya	173	2.11	9.22
Menit Shasha.	470	9.78	43.01
Sheko . . . . .	-	-	-
Yem Special Wer	1232	148.12	305.56
Yem . . . . .	1232	148.12	305.56
Amaro Special W	*	*	*
Amaro . . . . .	*	*	*
Burji Special W	43	*	*
Burji . . . . .	43	*	*
Konso Special W	*	*	*
Konso . . . . .	*	*	*
Dirashe Special	*	*	*
Dirashe . . . . .	*	*	*
Dawro . . . . .	3878	71.66	236.53
Mareka Wereda	1094	22.44	58.83
Gena Bosa Wer	425	6.02	*
Gedo Walcha W	1479	31.17	90.73
Isara Wereda.	338	4.2	3.97
Gorka Bersa W	542	7.83	25.75
Basketo Special	76	*	*
Basketo . . . . .	76	*	*
Konta Special W	304	6.73	15.02
Ela . . . . .	304	6.73	15.02

CONTD

Bena Tsemay .	*	*	*
Shaka	-	-	-
Masha . . . .	-	-	-
Anderacha . .	-	-	-
Yeki . . . . .	-	-	-
Kaffa	*	*	-
Telo . . . . .	-	-	-
Cheta . . . . .	-	-	-
Decha . . . . .	-	-	-
Menjiwo . . . .	-	-	-
Gimbo . . . . .	*	*	-
Gewata . . . . .	*	*	-
Chena . . . . .	-	-	-
Bitu . . . . .	-	-	-
Gesha Daka . .	*	*	-
Saylem . . . . .	-	-	-
Gamo Gofa	3347	411.78	2133.21
Arba Minch Zuria	*	*	*
Boreda . . . . .	128	4.76	*
Mirab Abaya .	*	*	*
Chencha . . . .	*	*	*
Kemba . . . . .	*	*	*
Bonkie . . . . .	*	*	*
Dita . . . . .	*	*	*
Daramalo . . . .	*	*	*
Kucha . . . . .	1402	82.18	356.17
Gofa Zuria . .	1213	*	*
Zala . . . . .	161	*	*
Uba Deber Tse	*	*	*
Melekoza . . . .	140	*	*
Bench-Maji	zon		
Shewa Bench . .	*	*	-
Bench . . . . .	*	*	-
Bero . . . . .	-	-	-
Maji . . . . .	*	*	-
Menit Goldiya	-	-	-
Menit Shasha.	-	-	-
Sheko . . . . .	*	*	-
Yem Special Wer	-	-	-
Yem . . . . .	-	-	-
Amaro Special W	*	*	-
Amaro . . . . .	*	*	-
Burji Special W	-	-	-
Burji . . . . .	-	-	-
Konso Special W	-	-	-
Konso . . . . .	-	-	-
Dirashe Special	-	-	-
Dirashe . . . . .	-	-	-
Dawro . . . . .	1009	*	432.22
Mareka Wereda	-	-	-
Gena Bosa Wer	*	*	*
Gedo Walcha W	*	*	*
Isara Wereda.	-	-	-
Gorka Bersa W	-	-	-
Basketo Special	*	*	*
Basketo . . . . .	*	*	*
Konta Special W	-	-	-
Ela . . . . .	-	-	-

TABLE C - ESTIMATE OF HOLDERS, AREA, PRODUCTION AND YIELD OF  
TEMPORARY CROPS FOR PRIVATE PEASANT HOLDINGS FOR MEHER SEASON RURAL HOLDINGS  
GROUND NUTS

Geographic Area	Number of	Area	Production
	Holders	Hectares	Quintals
(S.N.N.P.R) . . .	5854	521.39	2647.98
Gurage Zone . .	*	*	-
Goru . . . . .	*	*	-
Ezha . . . . .	-	-	-
Kokir Gedebano	-	-	-
Sodo . . . . .	-	-	-
Meskanena Mareko	*	*	-
Selti . . . . .	-	-	-
Gumer . . . . .	-	-	-
Cheha . . . . .	-	-	-
Enemorna Ener	-	-	-
Dalocha . . . .	*	*	-
Lanfuro . . . .	-	-	-
Akililna Mohr	-	-	-
Alicho Woriro	-	-	-
Endegagn. . . .	-	-	-
Hadiya . . . . .	*	*	-
Misha . . . . .	-	-	-
Lemo . . . . .	-	-	-
Badawacho . . .	*	*	-
Soro . . . . .	-	-	-
Kembata Alaba Tembaro	*	*	-
Omo Sheleko . .	*	*	-
Angacha . . . .	-	-	-
Kedida Gamela	*	*	-
Alaba . . . . .	-	-	-
Kacha Bira . . .	-	-	-
Sidama Zone . .	*	*	-
Shebedino . . .	-	-	-
Awasa . . . . .	*	*	-
Arbegona . . . .	*	*	-
Dale . . . . .	-	-	-
Aleta Wendo . .	-	-	-
Dara . . . . .	*	*	-
Hula . . . . .	*	*	-
Bensa . . . . .	-	-	-
Aroresa . . . . .	-	-	-
Gedio . . . . .	*	*	-
Wenago . . . . .	-	-	-
Yirgachefe . . .	*	*	-
Kochere . . . .	-	-	-
Bule . . . . .	-	-	-
Wolayita . . . .	177	*	*
Sodo Zuria . . .	-	-	-
Boloso Sore . . .	-	-	-
Damot Gale . . .	-	-	-
Damot Wayde . .	-	-	-
Kindo Koysha . .	-	-	-
Offa . . . . .	-	-	-
Humbo . . . . .	177	*	*
South Omo Zone .	451	*	52.13
Selamago . . . .	-	-	-
Bako Gazer . . .	432	*	47.88
Gelila . . . . .	-	-	-
Hamer . . . . .	-	-	-

CONTD

Bena Tsemay .	273	17.41	46.7
Shaka	*	*	-
Masha . . . .	-	-	-
Anderacha . .	-	-	-
Yeki . . . . .	*	*	-
Kaffa	*	*	-
Telo . . . . .	-	-	-
Cheta . . . . .	-	-	-
Decha . . . . .	-	-	-
Menjiwo . . . .	-	-	-
Gimbo . . . . .	-	-	-
Gewata . . . . .	-	-	-
Chena . . . . .	-	-	-
Bitu . . . . .	-	-	-
Gesha Daka . .	*	*	-
Saylem . . . . .	-	-	-
Gamo Gofa	515	6.01	21.63
Arba Minch Zuria	-	-	-
Boreda . . . . .	-	-	-
Mirab Abaya . .	-	-	-
Chencha . . . . .	-	-	-
Kemba . . . . .	*	*	*
Bonkie . . . . .	-	-	-
Dita . . . . .	-	-	-
Daramalo . . . .	-	-	-
Kucha . . . . .	-	-	-
Gofa Zuria . . .	-	-	-
Zala . . . . .	*	*	*
Uba Deber Tse	*	*	*
Melekoza . . . .	431	5.18	18.66
Bench-Maji	*	*	-
Shewa Bench . .	-	-	-
Bench . . . . .	-	-	-
Bero . . . . .	-	-	-
Maji . . . . .	*	*	-
Menit Goldiya	-	-	-
Menit Shasha.	-	-	-
Sheko . . . . .	-	-	-
Yem Special Wer	-	-	-
Yem . . . . .	-	-	-
Amaro Special W	*	*	-
Amaro . . . . .	*	*	-
Burji Special W	*	*	-
Burji . . . . .	*	*	-
Konso Special W	*	*	*
Konso . . . . .	*	*	*
Dirashe Special	*	*	-
Dirashe . . . . .	*	*	-
Dawro . . . . .	-	-	-
Mareka Wereda	-	-	-
Gena Bosa Wer	-	-	-
Gedo Walcha W	-	-	-
Isara Wereda.	-	-	-
Gorka Bersa W	-	-	-
Basketo Special	111	*	*
Basketo . . . . .	111	*	*
Konta Special W	-	-	-
Ela . . . . .	-	-	-

TABLE D - ESTIMATE OF HOLDERS, AREA, PRODUCTION AND YIELD OF  
TEMPORARY CROPS FOR PRIVATE PEASANT HOLDINGS FOR MEHER SEASON RURAL HOLDINGS  
SUN FLOWER

Geographic Area	Number of Holders	Area	Production
		Hectares	Quintals
(S.N.N.P.R) . . . . .	6772	174.57	1326.08
Gurage Zone . . . . .	561	6.56	34.85
Goru . . . . .	*	*	*
Ezha . . . . .	-	-	-
Kokir Gedebano	*	*	*
Sodo . . . . .	196	*	*
Meskanena Mareko	*	*	*
Selti . . . . .	-	-	-
Gumer . . . . .	-	-	-
Cheha . . . . .	-	-	-
Enemorna Ener	-	-	-
Dalocha . . . . .	*	*	*
Lanfuro . . . . .	-	-	-
Akililna Mohr	-	-	-
Alichu Woriro	-	-	-
Endegagn . . . . .	-	-	-
Hadiya	377	*	*
Misha . . . . .	-	-	-
Lemo . . . . .	*	*	*
Badawacho . . . . .	236	*	*
Soro . . . . .	*	*	*
Kembata Alaba Tembaro	132	*	*
Omo Sheleko . . . . .	*	*	*
Angacha . . . . .	-	-	-
Kedida Gamela	*	*	*
Alaba . . . . .	-	-	-
Kacha Bira . . . . .	-	-	-
Sidama Zone . . . . .	*	*	*
Shebedino . . . . .	*	*	*
Awasa . . . . .	-	-	-
Arbegona . . . . .	-	-	-
Dale . . . . .	-	-	-
Aleta Wendo . . . . .	-	-	-
Dara . . . . .	-	-	-
Hula . . . . .	*	*	*
Bensa . . . . .	-	-	-
Aroresa . . . . .	-	-	-
Gedio	*	*	*
Wenago . . . . .	-	-	-
Yirgachefe . . . . .	-	-	-
Kochere . . . . .	*	*	*
Bule . . . . .	-	-	-
Wolayita	*	*	*
Sodo Zuria . . . . .	*	*	*
Boloso Sore . . . . .	*	*	*
Damot Gale . . . . .	-	-	-
Damot Wayde . . . . .	-	-	-
Kindo Koysha . . . . .	-	-	-
Offa . . . . .	*	*	*
Humbo . . . . .	-	-	-
South Omo Zone.	4096	130.09	1199.64
Selamago . . . . .	454	6.19	32.76
Bako Gazer . . . . .	3323	105.7	1113.69
Gelila . . . . .	*	*	*
Hamer . . . . .	-	-	-

TABLE E - ESTIMATE OF HOLDERS, AREA, PRODUCTION AND YIELD OF TEMPORARY CROPS FOR PRIVATE PEASANT HOLDINGS FOR MEHER SEASON RURAL HOLDINGS SESAME

Geographic Area	Number of Holders	Area	Production
		Hectares	Quintals
(S.N.N.P.R) . . .	2928	172.59	535.07
Gurage Zone . .	*	*	*
Goru . . . . .	*	*	*
Ezha . . . . .	-	-	-
Kokir Gedebano	-	-	-
Sodo . . . . .	-	-	-
Meskanena Mareko	-	-	-
Selti . . . . .	-	-	-
Gumer . . . . .	-	-	-
Cheha . . . . .	*	*	*
Enemorna Ener	-	-	-
Dalocha . . . .	-	-	-
Lanfuro . . . .	-	-	-
Akililna Mohr	-	-	-
Alicho Woriro	-	-	-
Endegagn . . . .	-	-	-
Hadiya . . . . .	*	*	*
Misha . . . . .	-	-	-
Lemo . . . . .	-	-	-
Badawacho . . .	*	*	*
Soro . . . . .	-	-	-
Kembata Alaba Tembaro	247	*	*
Omo Sheleko . .	-	-	-
Angacha . . . . .	-	-	-
Kedida Gamela	*	*	*
Alaba . . . . .	*	*	*
Kacha Bira . . .	-	-	-
Sidama Zone . .	-	-	-
Shebedino . . .	-	-	-
Awasa . . . . .	-	-	-
Arbegona . . . .	-	-	-
Dale . . . . .	-	-	-
Aleta Wendo . .	-	-	-
Dara . . . . .	-	-	-
Hula . . . . .	-	-	-
Bensa . . . . .	-	-	-
Aroresa . . . . .	-	-	-
Gedio . . . . .	-	-	-
Wenago . . . . .	-	-	-
Yirgachefe . . .	-	-	-
Kochere . . . . .	-	-	-
Bule . . . . .	-	-	-
Wolayita . . . .	-	-	-
Sodo Zuria . . .	-	-	-
Boloso Sore . . .	-	-	-
Damot Gale . . .	-	-	-
Damot Wayde . .	-	-	-
Kindo Koysha . .	-	-	-
Offa . . . . .	-	-	-
Humbo . . . . .	-	-	-
South Omo Zone.	577	22.16	65.93
Selamago . . . .	168	1.55	3.33
Bako Gazer . . .	*	*	*
Gelila . . . . .	-	-	-
Hamer . . . . .	*	*	*

TABLE F - ESTIMATE OF HOLDERS, AREA, PRODUCTION AND YIELD OF  
 TEMPORARY CROPS FOR PRIVATE PEASANT HOLDINGS FOR MEHER SEASON RURAL HOLDINGS  
 RAPE SEED

Geographic Area	Number of Holders	Area	Production
		Hectares	Quintals
(S.N.N.P.R) . . .	31378	607.54	1653.93
Gurage Zone . . .	9246	105.86	556.29
Goru . . . . .	*	*	*
Ezha . . . . .	1001	*	*
Kokir Gedebano	869	*	*
Sodo . . . . .	952	8.04	0.4
Meskanena Mareko	1425	12.24	37.04
Selti . . . . .	418	*	*
Gumer . . . . .	-	-	-
Cheha . . . . .	*	*	*
Enemorna Ener	1019	*	5.68
Dalocha . . . . .	1903	32.15	334.31
Lanfuro . . . . .	1036	14.64	*
Akililna Mohr	*	*	*
Alicho Woriro	*	*	*
Endegagn . . . . .	347	1.19	4.62
Hadiya	9267	185.67	404.52
Misha . . . . .	4938	84.03	101.28
Lemo . . . . .	2050	48.27	*
Badawacho . . . . .	383	4.12	4.98
Soro . . . . .	1896	49.25	*
Kembata Alaba Tembaro	3245	63.75	258.54
Omo Sheleko . . . . .	1933	36.85	*
Angacha . . . . .	*	*	*
Kedida Gamela	*	*	*
Alaba . . . . .	788	24.64	*
Kacha Bira . . . . .	303	1.42	0.16
Sidama Zone . . . . .	*	*	*
Shebedino . . . . .	-	-	-
Awasa . . . . .	-	-	-
Arbegona . . . . .	-	-	-
Dale . . . . .	*	*	*
Aleta Wendo . . . . .	-	-	-
Dara . . . . .	*	*	*
Hula . . . . .	*	*	*
Bensa . . . . .	*	*	*
Aroresa . . . . .	-	-	-
Gedio	2863	42.37	70.5
Wenago . . . . .	1099	12.67	*
Yirgachefe . . . . .	*	*	*
Kochere . . . . .	1315	*	*
Bule . . . . .	*	*	*
Wolayita	577	2.93	3.04
Sodo Zuria . . . . .	-	-	-
Boloso Sore . . . . .	*	*	*
Damot Gale . . . . .	*	*	*
Damot Wayde . . . . .	*	*	*
Kindo Koysha . . . . .	*	*	*
Offa . . . . .	-	-	-
Humbo . . . . .	-	-	-
South Omo Zone . . . . .	*	*	*
Selamago . . . . .	*	*	*
Bako Gazer . . . . .	-	-	-
Gelila . . . . .	-	-	-
Hamer . . . . .	-	-	-

CONTD

Bena Tsemay .	150	8.91	*
Shaka	*	*	*
Masha . . . .	-	-	-
Anderacha . .	-	-	-
Yeki . . . .	*	*	*
Kaffa	*	*	-
Telo . . . .	-	-	-
Cheta . . . .	-	-	-
Decha . . . .	-	-	-
Menjiwo . . .	-	-	-
Gimbo . . . .	-	-	-
Gewata . . . .	-	-	-
Chena . . . .	*	*	-
Bitu . . . .	*	*	-
Gesha Daka . .	-	-	-
Saylem . . . .	-	-	-
Gamo Gofa	751	43.19	127.08
Arba Minch Zuria	*	*	*
Boreda . . . .	*	*	*
Mirab Abaya .	-	-	-
Chencha . . . .	-	-	-
Kemba . . . .	*	*	*
Bonkie . . . .	-	-	-
Dita . . . .	*	*	*
Daramalo . . .	*	*	*
Kucha . . . .	*	*	*
Gofa Zuria . .	*	*	*
Zala . . . .	*	*	*
Uba Deber Tse	368	25.74	84.94
Melekoza . . .	-	-	-
Bench-Maji	*	*	*
Shewa Bench .	-	-	-
Bench . . . .	*	*	*
Bero . . . .	1	0.45	19.39
Maji . . . .	-	-	-
Menit Goldiya	-	-	-
Menit Shasha.	*	*	*
Sheko . . . .	59	2.16	*
Yem Special Wer	-	-	-
Yem . . . .	-	-	-
Amaro Special W	-	-	-
Amaro . . . .	-	-	-
Burji Special W	-	-	-
Burji . . . .	-	-	-
Konso Special W	-	-	-
Konso . . . .	-	-	-
Dirashe Special	-	-	-
Dirashe . . . .	-	-	-
Dawro . . . .	104	*	-
Mareka Wereda	*	*	-
Gena Bosa Wer	*	*	-
Gedo Walcha W	*	*	-
Isara Wereda.	*	*	-
Gorka Bersa W	*	*	-
Basketo Special	-	-	-
Basketo . . . .	-	-	-
Konta Special W	*	*	-
Ela . . . .	*	*	-

TABLE 5.2.2. - ESTIMATE OF HOLDERS, AREA, PRODUCTION AND YIELD OF TEMPORARY CROPS FOR PRIVATE PEASANT HOLDINGS FOR MEHER SEASON RURAL HOLDINGS VEGETABLES

Geographic Area	Number of Holders	Area	Production
		Hectares	Quintals
(S.N.N.P.R) . . .	944930	25869.24	1228777
Gurage Zone . .	221810	10189.12	398336.1
Goru . . . . .	9969	1432.08	28423.82
Ezha . . . . .	7866	76.57	7746.84
Kokir Gedebano	9527	90.13	8909.44
Sodo . . . . .	16132	169.31	11305.41
Meskanena Mareko	35582	3140.96	81601.15
Selti . . . . .	17913	682.04	28865.58
Gumer . . . . .	31292	385.81	38620.73
Cheha . . . . .	6931	20.48	2044.56
Enemorna Ener	15140	61.43	6077.96
Dalocha . . . .	22497	1204.19	40262.6
Lanfuro . . . .	16398	1941.79	46075.23
Akililna Mohr	6982	*	*
Alich Woriro	18599	377.79	37779.12
Endegagn. . . .	6981	36.04	3479.43
Hadiya	154489	2675.1	169618.9
Misha . . . . .	40968	374.32	37409.02
Lemo . . . . .	49111	1560.89	67652.15
Badawacho . .	22849	340.68	24754.76
Soro . . . . .	41560	399.21	39802.98
Kembata Alaba Tembaro	101439	6771.13	208390.3
Omo Sheleko .	9199	61.79	5936.59
Angacha . . . .	24370	335.01	32925.34
Kedida Gamela	18782	249.57	19796.21
Alaba . . . . .	38844	6056.12	143221.5
Kacha Bira . .	10245	68.62	6510.63
Sidama Zone . .	185179	2556.7	172267.4
Shebedino . . .	51696	479.77	40102.74
Awasa . . . . .	26664	1044.14	33342.68
Arbegona . . . .	17231	131.83	13151.99
Dale . . . . .	13711	106.9	9956.71
Aleta Wendo .	17486	139.35	13840.96
Dara . . . . .	5302	82.86	8210.9
Hula . . . . .	29975	382.93	34951.79
Bensa . . . . .	18480	132	13207.44
Aroresa . . . .	4634	56.92	5502.19
Gedio	45775	679.37	67327.72
Wenago . . . . .	10095	72.63	6807.94
Yirgachefe . . .	10096	148.13	14803.75
Kochere . . . .	16228	280.1	27865.51
Bule . . . . .	9357	178.51	17850.52
Wolayita	54309	682.25	50059.21
Sodo Zuria . . .	7733	*	*
Boloso Sore . .	4276	23.92	*
Damot Gale . . .	19719	281.83	23264.47
Damot Wayde . .	8246	58.87	5528.97
Kindo Koysha .	5031	30.31	2803.64
Offa . . . . .	5180	27.66	2637.99
Humbo . . . . .	4125	157.27	3986.8
South Omo Zone.	9825	126.73	12986.24
Selamago . . . .	128	0.33	27.31
Bako Gazer . . .	6333	86.9	9068.14
Gelila . . . . .	2780	33.67	3345.83
Hamer . . . . .	*	*	*

CONTD

Bena Tsemay .	*	*	*
Shaka	288	9.65	*
Masha . . . .	*	*	*
Anderacha . .	24	*	*
Yeki . . . .	247	*	*
Kaffa	1053	13.81	33.54
Telo . . . .	*	*	*
Cheta . . . .	59	1.99	2.12
Decha . . . .	*	*	*
Menjiwo . . .	191	*	*
Gimbo . . . .	*	*	*
Gewata . . . .	*	*	*
Chena . . . .	*	*	*
Bitu . . . .	*	*	*
Gesha Daka . .	75	*	*
Saylem . . . .	*	*	*
Gamo Gofa	*	*	*
Arba Minch Zuria	*	*	*
Boreda . . . .	*	*	*
Mirab Abaya .	-	-	-
Chencha . . . .	*	*	*
Kemba . . . .	-	-	-
Bonkie . . . .	-	-	-
Dita . . . .	-	-	-
Daramalo . . .	-	-	-
Kucha . . . .	-	-	-
Gofa Zuria . .	*	*	*
Zala . . . .	*	*	*
Uba Deber Tse	-	-	-
Melekoza . . .	-	-	-
Bench-Maji	2374	68.84	104.61
Shewa Bench .	118	*	*
Bench . . . .	1849	56.25	*
Bero . . . .	*	*	*
Maji . . . .	99	0.58	4.2
Menit Goldiya	142	5.33	33.17
Menit Shasha.	86	0.96	4.48
Sheko . . . .	74	0.5	0.25
Yem Special Wer	520	7.09	13.71
Yem . . . .	520	7.09	13.71
Amaro Special W	*	*	-
Amaro . . . .	*	*	-
Burji Special W	*	*	-
Burji . . . .	*	*	-
Konso Special W	-	-	-
Konso . . . .	-	-	-
Dirashe Special	-	-	-
Dirashe . . . .	-	-	-
Dawro . . . .	315	8.69	17.05
Mareka Wereda	*	*	*
Gena Bosa Wer	*	*	*
Gedo Walcha W	-	-	-
Isara Wereda.	*	*	*
Gorka Bersa W	*	*	*
Basketo Special	*	*	-
Basketo . . . .	*	*	-
Konta Special W	-	-	-
Ela . . . .	-	-	-

TABLE A - ESTIMATE OF HOLDERS, AREA, PRODUCTION AND YIELD OF TEMPORARY CROPS FOR PRIVATE PEASANT HOLDINGS FOR MEHER SEASON RURAL HOLDINGS LETTUCE

Geographic Area	Number of Holders	Area	Production
		Hectares	Quintals
(S.N.N.P.R) . . .	1532	3.33	*
Gurage Zone . .	843	*	*
Goru . . . . .	*	*	*
Ezha . . . . .	*	*	*
Kokir Gedebano	*	*	*
Sodo . . . . .	-	-	-
Meskanena Mareko	*	*	*
Selti . . . . .	-	-	-
Gumer . . . . .	*	*	*
Cheha . . . . .	-	-	-
Enemorna Ener	*	*	*
Dalocha . . . .	*	*	*
Lanfuro . . . . .	-	-	-
Akiliina Mohr	-	-	-
Alicho Woriro	-	-	-
Endegagn . . . .	*	*	*
Hadiya	289	*	*
Misha . . . . .	-	-	-
Lemo . . . . .	*	*	*
Badawacho . . .	-	-	-
Soro . . . . .	*	*	*
Kembata Alaba Tembaro	*	*	*
Omo Sheleko . .	-	-	-
Angacha . . . . .	*	*	*
Kedida Gamela	*	*	*
Alaba . . . . .	*	*	*
Kacha Bira . . .	-	-	-
Sidama Zone . .	*	*	*
Shebedino . . .	-	-	-
Awasa . . . . .	-	-	-
Arbegona . . . .	-	-	-
Dale . . . . .	-	-	-
Aleta Wendo . .	*	*	*
Dara . . . . .	*	*	*
Hula . . . . .	-	-	-
Bensa . . . . .	-	-	-
Aroresa . . . . .	-	-	-
Gedio	-	-	-
Wenago . . . . .	-	-	-
Yirgachefe . . .	-	-	-
Kochere . . . . .	-	-	-
Bule . . . . .	-	-	-
Wolayita	*	*	*
Sodo Zuria . . .	-	-	-
Boloso Sore . .	-	-	-
Damot Gale . . .	-	-	-
Damot Wayde . .	-	-	-
Kindo Koysha . .	*	*	*
Offa . . . . .	-	-	-
Humbo . . . . .	-	-	-
South Omo Zone.	-	-	-
Selamago . . . .	-	-	-
Bako Gazer . . .	-	-	-
Gelila . . . . .	-	-	-
Hamer . . . . .	-	-	-

CONTD

Bena Tsemay .	576	5.75	544.86
Shaka	6864	168.78	8647.08
Masha . . . .	1440	15.35	1473.97
Anderacha . .	1183	11.79	1176.85
Yeki . . . . .	4241	141.64	5996.26
Kaffa	53262	804.35	37415.93
Telo . . . . .	5653	41.32	4130.47
Cheta . . . . .	632	6.88	684.65
Decha . . . . .	9244	68.59	6809.25
Menjiwo . . . .	6012	35.35	3101.36
Gimbo . . . . .	6282	438.96	5538.63
Gewata . . . . .	4142	52.48	2307.77
Chena . . . . .	7836	68.3	6826.95
Bitu . . . . .	2564	28.48	1632.99
Gesha Daka . .	6104	34.98	3486.27
Saylem . . . . .	4794	29.01	2897.6
Gamo Gofa	36603	440.03	42852.93
Arba Minch Zuria	4426	71.8	8621.48
Boreda . . . . .	2008	16.42	1630.3
Mirab Abaya . .	1170	22.25	2138.82
Chencha . . . . .	3669	12.68	1264.63
Kemba . . . . .	3816	30.58	3005.37
Bonkie . . . . .	8228	96.75	9656.6
Dita . . . . .	3020	18.73	1873.5
Daramalo . . . .	1343	34.61	3445.17
Kucha . . . . .	275	2.15	*
Gofa Zuria . . .	5073	53.17	5111.99
Zala . . . . .	1097	34.12	3404.04
Uba Deber Tse	654	8.87	839.39
Melekoza . . . .	1824	*	1680.35
Bench-Maji	29652	271.7	25425.64
Shewa Bench . .	7701	48.25	4824.61
Bench . . . . .	13069	134.15	11906.03
Bero . . . . .	229	2.11	217.68
Maji . . . . .	1371	10.52	1039.85
Menit Goldiya	4307	42.71	4256.59
Menit Shasha.	1447	23.06	2179.75
Sheko . . . . .	1527	10.9	1001.13
Yem Special Wer	9657	61.7	6108.53
Yem . . . . .	9657	61.7	6108.53
Amaro Special W	6215	78.33	7267.6
Amaro . . . . .	6215	78.33	7267.6
Burji Special W	780	10.46	904.39
Burji . . . . .	780	10.46	904.39
Konso Special W	1567	98.09	*
Konso . . . . .	1567	98.09	*
Dirashe Special	3109	58.14	5602.93
Dirashe . . . . .	3109	58.14	5602.93
Dawro . . . . .	22246	182.55	14163.18
Mareka Wereda	7227	47.16	4614.53
Gena Bosa Wer	1862	10.89	727.52
Gedo Walcha W	4289	32.32	3321.04
Isara Wereda.	5191	28	2694.61
Gorka Bersa W	3677	64.18	2805.48
Basketo Special	601	6.09	608.68
Basketo . . . . .	601	6.09	608.68
Konta Special W	1547	8.63	766.47
Ela . . . . .	1547	8.63	766.47

Bena Tsemay .	-	-	-
Shaka	-	-	-
Masha . . . .	-	-	-
Anderacha . .	-	-	-
Yeki . . . . .	-	-	-
Kaffa	308	*	*
Telo . . . . .	*	*	*
Cheta . . . . .	-	-	-
Decha . . . . .	-	-	-
Menjiwo . . .	-	-	-
Gimbo . . . . .	*	*	*
Gewata . . . .	-	-	-
Chena . . . . .	*	*	*
Bitu . . . . .	*	*	*
Gesha Daka . .	-	-	-
Saylem . . . .	-	-	-
Gamo Gofa	226	*	*
Arba Minch Zuria	-	-	-
Boreda . . . .	*	*	*
Mirab Abaya .	-	-	-
Chencha . . . .	*	*	*
Kemba . . . . .	*	*	*
Bonkie . . . . .	*	*	*
Dita . . . . .	-	-	-
Daramalo . . .	-	-	-
Kucha . . . . .	-	-	-
Gofa Zuria . .	-	-	-
Zala . . . . .	-	-	-
Uba Deber Tse	-	-	-
Melekoza . . .	*	*	*
Bench-Maji	*	*	*
Shewa Bench .	-	-	-
Bench . . . . .	-	-	-
Bero . . . . .	-	-	-
Maji . . . . .	-	-	-
Menit Goldiya	*	*	*
Menit Shasha.	-	-	-
Sheko . . . . .	-	-	-
Yem Special Wer	217	*	*
Yem . . . . .	217	*	*
Amaro Special W	-	-	-
Amaro . . . . .	-	-	-
Burji Special W	-	-	-
Burji . . . . .	-	-	-
Konso Special W	-	-	-
Konso . . . . .	-	-	-
Dirashe Special	-	-	-
Dirashe . . . .	-	-	-
Dawro . . . . .	-	-	-
Mareka Wereda	-	-	-
Gena Bosa Wer	-	-	-
Gedo Walcha W	-	-	-
Isara Wereda.	-	-	-
Gorka Bersa W	-	-	-
Basketo Special	-	-	-
Basketo . . . .	-	-	-
Konta Special W	-	-	-
Ela . . . . .	-	-	-

TABLE A - ESTIMATE OF HOLDERS, AREA, PRODUCTION AND YIELD OF  
 TEMPORARY CROPS FOR PRIVATE PEASANT HOLDINGS FOR MEHER SEASON RURAL HOLDINGS  
 HEAD CABBAGE

Geographic Area	Number of Holders	Area	Production
		Hectares	Quintals
(S.N.N.P.R) . . .	9336	89.5	10689.09
Gurage Zone . .	4730	24.93	2992.08
Goru . . . . .	305	*	*
Ezha . . . . .	1597	4.11	493.19
Kokir Gedebano	207	*	*
Sodo . . . . .	282	*	*
Meskanena Mareko	*	*	*
Selti . . . . .	*	*	*
Gumer . . . . .	769	*	*
Cheha . . . . .	*	*	*
Enemorna Ener	*	*	*
Dalocha . . . .	513	*	*
Lanfuro . . . .	-	-	-
Akililna Mohr	187	*	*
Alicho Woriro	*	*	*
Endegagn . . .	*	*	*
Hadiya	1570	3.07	316.51
Misha . . . . .	*	*	*
Lemo . . . . .	987	2.09	251.29
Badawacho . .	193	*	*
Soro . . . . .	*	*	*
Kembata Alaba Tembaro	1178	19.35	2321.5
Omo Sheleko .	*	*	*
Angacha . . . .	619	*	*
Kedida Gamela	-	-	-
Alaba . . . . .	530	*	*
Kacha Bira . .	-	-	-
Sidama Zone . .	710	*	*
Shebedino . . .	*	*	*
Awasa . . . . .	*	*	*
Arbegona . . .	*	*	*
Dale . . . . .	-	-	-
Aleta Wendo .	*	*	*
Dara . . . . .	-	-	-
Hula . . . . .	*	*	*
Bensa . . . . .	*	*	*
Aroresa . . . .	-	-	-
Gedio	-	-	-
Wenago . . . .	-	-	-
Yirgachefe . .	-	-	-
Kochere . . . .	-	-	-
Bule . . . . .	-	-	-
Wolayita	238	*	*
Sodo Zuria . .	*	*	*
Boloso Sore .	-	-	-
Damot Gale . .	-	-	-
Damot Wayde .	-	-	-
Kindo Koysya.	-	-	-
Offa . . . . .	-	-	-
Humbo . . . . .	*	*	*
South Omo Zone.	*	*	*
Selámago . . .	-	-	-
Bako Gazer . .	*	*	*
Gelila . . . . .	-	-	-
Hamer . . . . .	-	-	-

CONTD

Bena Tsemay .	-	-	-
Shaka	-	-	-
Masha . . . .	-	-	-
Anderacha . .	-	-	-
Yeki . . . . .	-	-	-
Kaffa	*	*	*
Telo . . . . .	*	*	*
Cheta . . . . .	-	-	-
Decha . . . . .	-	-	-
Menjiwo . . . .	-	-	-
Gimbo . . . . .	-	-	-
Gewata . . . . .	-	-	-
Chena . . . . .	-	-	-
Bitu . . . . .	-	-	-
Gesha Daka . .	-	-	-
Saylem . . . . .	-	-	-
Gamo Gofa	-	-	-
Arba Minch Zuria	-	-	-
Boreda . . . . .	-	-	-
Mirab Abaya . .	-	-	-
Chencha . . . . .	-	-	-
Kemba . . . . .	-	-	-
Bonkie . . . . .	-	-	-
Dita . . . . .	-	-	-
Daramalo . . . .	-	-	-
Kucha . . . . .	-	-	-
Gofa Zuria . . .	-	-	-
Zala . . . . .	-	-	-
Uba Deber Tse	-	-	-
Melekoza . . . .	-	-	-
Bench-Maji	-	-	-
Shewa Bench . .	-	-	-
Bench . . . . .	-	-	-
Bero . . . . .	-	-	-
Maji . . . . .	-	-	-
Menit Goldiya	-	-	-
Menit Shasha . .	-	-	-
Sheko . . . . .	-	-	-
Yem Special Wer	*	*	*
Yem . . . . .	*	*	*
Amaro Special W	-	-	-
Amaro . . . . .	-	-	-
Burji Special W	*	*	*
Burji . . . . .	*	*	*
Konso Special W	-	-	-
Konso . . . . .	-	-	-
Dirashe Special	-	-	-
Dirashe . . . . .	-	-	-
Dawro . . . . .	*	*	*
Mareka Wereda	*	*	*
Gena Bosa Wer	-	-	-
Gedo Walcha W	-	-	-
Isara Wereda . .	-	-	-
Gorka Bersa W	-	-	-
Basketo Special	-	-	-
Basketo . . . . .	-	-	-
Konta Special W	-	-	-
Ela . . . . .	-	-	-

CONTD

Bena Tsemay	560	5.4	540.07
Shaka	4061	46.72	4660.91
Masha . . . .	1362	13.07	1296.95
Anderacha . .	1127	10.83	1081.87
Yeki . . . . .	1572	*	*
Kaffa	47874	304.5	30449.55
Telo . . . . .	5583	36.71	3670.89
Cheta . . . . .	608	6.73	672.77
Decha . . . . .	9091	66.54	6653.63
Menjiwo . . .	5656	27.13	2713.04
Gimbo . . . . .	3755	23.74	2374.03
Gewata . . . .	3174	14.87	1486.56
Chena . . . . .	6963	53.14	5314.17
Bitu . . . . .	2200	12.94	1294
Gesha Daka . .	6060	33.76	3375.69
Saylem . . . .	4784	28.95	2894.76
Gamo Gofa	33269	340.21	34001.81
Arba Minch Zuria	3791	32.24	3223.57
Boreda . . . .	1629	12.1	1209.54
Mirab Abaya .	1048	19.82	1982.05
Chencha . . . .	3542	12.16	1216.31
Kemba . . . . .	3541	28.61	2842.73
Bonkie . . . . .	8201	96.37	9637.31
Dita . . . . .	2923	18.47	1846.54
Daramalo . . .	1245	*	*
Kucha . . . . .	*	*	*
Gofa Zuria . .	4389	44.16	4416.29
Zala . . . . .	1052	33.62	3361.68
Uba Deber Tse	581	7.84	783.74
Melekoza . . .	1181	9.5	949.73
Bench-Maji	25881	195.3	19530.23
Shewa Bench .	7534	45.75	4575.38
Bench . . . . .	10655	77.18	7717.6
Bero . . . . .	228	1.76	175.93
Maji . . . . .	1251	8.97	897.19
Menit Goldiya	3942	35.21	3520.54
Menit Shasha.	1334	20.97	2096.79
Sheko . . . . .	937	5.47	546.81
Yem Special Wer	9378	55.89	5589.15
Yem . . . . .	9378	55.89	5589.15
Amaro Special W	6129	72.68	7267.6
Amaro . . . . .	6129	72.68	7267.6
Burji Special W	636	9.22	904.39
Burji . . . . .	636	9.22	904.39
Konso Special W	1441	97.74	-
Konso . . . . .	1441	97.74	-
Dirashe Special	2904	50.58	4952.95
Dirashe . . . .	2904	50.58	4952.95
Dawro . . . . .	19833	116.62	11661.98
Mareka Wereda	7020	44.69	4468.77
Gena Bosa Wer	1194	5.21	521.49
Gedo Walcha W	3607	20.94	2094.01
Isara Wereda.	5119	25.78	2578.29
Gorka Bersa W	2894	19.99	1999.43
Basketo Special	588	6.02	601.8
Basketo . . . .	588	6.02	601.8
Konta Special W	856	2.7	269.88
Ela . . . . .	856	2.7	269.88

TABLE C - ESTIMATE OF HOLDERS, AREA, PRODUCTION AND YIELD OF  
TEMPORARY CROPS FOR PRIVATE PEASANT HOLDINGS FOR MEHER SEASON RURAL HOLDINGS  
ETHIOPIAN CABBAGE

Geographic Area	Number of Holders	Area	Production
		Hectares	Quintals
(S.N.N.P.R) . . .	849366	8964.23	883882.8
Gurage Zone . .	194656	2507.04	248883.9
Goru . . . . .	4618	14.28	1371.45
Ezha . . . . .	7261	70.6	7059.65
Kokir Gedebano	8944	87.63	8762.97
Sodo . . . . .	15275	94	9158.03
Meskanena Mareko	27823	210.95	21094.53
Selti . . . . .	16100	193.62	19362.42
Gumer . . . . .	31188	383.77	38377.36
Cheha . . . . .	6626	17.45	1744.62
Enemorna Ener	13977	55.72	5572.47
Dalocha . . . .	19410	240.97	23341.93
Lanfuro . . . .	11223	160.95	15342.29
Akililna Mohr	6914	*	*
Alicho Woriro	18599	377.76	37776.29
Endegagn . . . .	6698	34.64	3450.57
Hadiya	150310	1522.39	152239.4
Misha . . . . .	40968	370.97	37097.37
Lemo . . . . .	46420	535.68	53568.29
Badawacho . . .	22018	226.57	22656.52
Soro . . . . .	40905	389.17	38917.25
Kembata Alaba Tembaro	88292	1148.54	114854.4
Omo Sheleko . .	8490	58.21	5821.37
Angacha . . . .	24028	288.99	28899.5
Kedida Gamela	18479	175.89	17589.26
Alaba . . . . .	27411	561.08	56107.51
Kacha Bira . . .	9884	64.37	6436.76
Sidama Zone . .	164547	1431.38	143138.1
Shebedino . . .	44426	303.56	30355.82
Awasa . . . . .	19834	269.27	26927.39
Arbegona . . . .	16864	130.26	13026.48
Dale . . . . .	12960	90.19	9019.1
Aleta Wendo . .	15697	117.92	11791.93
Dara . . . . .	4802	*	*
Hula . . . . .	28093	274.77	27477.48
Bensa . . . . .	18237	130.14	13013.85
Aroresa . . . . .	3635	36.4	3639.61
Gedio	44907	659.13	65457.27
Wenago . . . . .	10095	72.05	6749.89
Yirgachefe . . .	9982	145.94	14593.69
Kochere . . . .	15503	267.87	26786.54
Bule . . . . .	9328	173.27	17327.14
Wolayita	44673	297.82	29443.65
Sodo Zuria . . .	7087	*	*
Boloso Sore . . .	3869	*	*
Damot Gale . . .	16001	85.37	8537.04
Damot Wayde . .	6839	40.56	4055.55
Kindo Koysa . .	4667	28.26	2772.02
Offa . . . . .	4980	26.04	2575.02
Humbo . . . . .	1229	7.55	754.65
South Omo Zone.	9131	99.76	9975.88
Selamago . . . .	122	0.27	26.81
Bako Gazer . . .	5859	61.06	6106.01
Gelila . . . . .	2590	33.03	3303
Hamer . . . . .	-	-	-

TABLE E - ESTIMATE OF HOLDERS, AREA, PRODUCTION AND YIELD OF  
 TEMPORARY CROPS FOR PRIVATE PEASANT HOLDINGS FOR MEHER SEASON RURAL HOLDINGS  
 GREEN PEPPERS

Geographic Area	Number of	Area	Production
	Holders	Hectares	Quintals
(S.N.N.P.R) . . .	64522	634.53	61296.95
Gurage Zone . .	7209	17.95	1542.22
Goru. . . . .	665	1.54	154.01
Ezha. . . . .	607	*	*
Kokir Gedebano	605	0.55	47.23
Sodo. . . . .	500	1.43	143.23
Meskanena Mareko	*	*	*
Selti . . . . .	363	*	*
Gumer . . . . .	*	*	*
Cheha . . . . .	677	*	*
Enemorna Ener	2082	4.42	387.95
Dalocha . . . .	316	*	*
Lanfuro . . . .	*	*	*
Akililna Mohr	132	0.16	16.32
Alicho Woriro	-	-	-
Endegagn. . . .	1017	1.21	9.68
Hadiya	5605	14.13	1088.51
Misha . . . . .	1073	1.29	128.67
Lemo. . . . .	2381	7.09	*
Badawacho . . .	510	*	*
Soro. . . . .	1642	*	*
Kembata Alaba Tembaro	1879	9.67	766.99
Omo Sheleko . .	495	0.92	92.34
Angacha . . . .	*	*	*
Kedida Gamela	*	*	*
Alaba . . . . .	*	*	*
Kacha Bira. . . .	629	*	*
Sidama Zone . .	18868	230.79	22368.33
Shebedino . . . .	6990	81.38	8103.28
Awasa . . . . .	2145	24.22	2421.71
Arbegona. . . . .	808	1.29	84.53
Dale. . . . .	1384	14.2	*
Aleta Wendo . .	3182	18.38	1702.15
Dara. . . . .	469	*	*
Hula. . . . .	2688	*	*
Bensa . . . . .	361	*	*
Aroresa . . . . .	841	17.57	1756.74
Gedio	3072	18.24	1824.15
Wenago. . . . .	*	*	*
Yirgachefe. . . .	546	2.07	207.06
Kochere . . . . .	1551	10.36	1035.67
Bule. . . . .	468	5.23	523.38
Wolayita	9833	170.48	16851.11
Sodo Zuria. . . .	1153	6.39	*
Boloso Sore . . .	*	*	*
Damot Gale. . . .	5216	128.55	12854.89
Damot Wayde . .	1921	15.62	1459.99
Kindo Koysha.	*	*	*
Offa. . . . .	242	*	*
Humbo . . . . .	916	*	*
South Omo Zone.	429	*	*
Selamago. . . . .	-	-	-
Bako Gazer. . . .	*	*	*
Gelila. . . . .	212	0.4	39.85
Hamer . . . . .	*	*	*

CONTD

Bena Tsemay .	-	-	-
Shaka	*	*	*
Masha . . . .	-	-	-
Anderacha . .	*	*	*
Yeki . . . . .	*	*	*
Kaffa	-	-	-
Telo . . . . .	-	-	-
Cheta . . . . .	-	-	-
Decha . . . . .	-	-	-
Menjiwo . . . .	-	-	-
Gimbo . . . . .	-	-	-
Gewata . . . . .	-	-	-
Chena . . . . .	-	-	-
Bitu . . . . .	-	-	-
Gesha Daka . .	-	-	-
Saylem . . . . .	-	-	-
Gamo Gofa	579	33.66	5048.4
Arba Minch Zuria	424	28.92	4338.34
Boreda . . . . .	-	-	-
Mirab Abaya . .	*	*	*
Chencha . . . .	-	-	-
Kemba . . . . .	*	*	*
Bonkie . . . . .	-	-	-
Dita . . . . .	-	-	-
Daramalo . . . .	-	-	-
Kucha . . . . .	-	-	-
Gofa Zuria . . .	-	-	-
Zala . . . . .	*	*	*
Uba Deber Tse .	*	*	*
Melekoza . . . .	*	*	*
Bench-Maji	*	*	*
Shewa Bench . .	-	-	-
Bench . . . . .	*	*	*
Bero . . . . .	0.13	19.47	149.77
Maji . . . . .	*	*	*
Menit Goldiya	-	-	-
Menit Shasha.	-	-	-
Sheko . . . . .	-	-	-
Yem Special Wer	*	*	*
Yem . . . . .	*	*	*
Amaro Special W	-	-	-
Amaro . . . . .	-	-	-
Burji Special W	62	*	-
Burji . . . . .	62	*	-
Konso Special W	*	*	*
Konso . . . . .	*	*	*
Dirashe Special	*	*	-
Dirashe . . . . .	*	*	-
Dawro . . . . .	*	*	-
Mareka Wereda	-	-	-
Gena Bosa Wer	-	-	-
Gedo Walcha W	*	*	-
Isara Wereda.	-	-	-
Gorka Bersa W	*	*	-
Basketo Special	-	-	-
Basketo . . . . .	-	-	-
Konta Special W	-	-	-
Ela . . . . .	-	-	-

TABLE D- ESTIMATE OF HOLDERS, AREA, PRODUCTION AND YIELD OF  
 TEMPORARY CROPS FOR PRIVATE PEASANT HOLDINGS FOR MEHER SEASON RURAL HOLDINGS  
 TOMATOES

Geographic Area	Number of Holders	Area	Production
		Hectares	Quintals
(S.N.N.P.R) . . .	6603	76.04	10873.06
Gurage Zone . .	1518	6.82	890.03
Goru . . . .	-	-	-
Ezha . . . .	-	-	-
Kokir Gedebano	-	-	-
Sodo . . . .	*	*	*
Meskanena Mareko	*	*	*
Selti . . . .	*	*	*
Gumer . . . .	-	-	-
Cheha . . . .	-	-	-
Enemorna Ener	*	*	*
Dalocha . . .	486	*	*
Lanfuro . . .	292	*	*
Akililna Mohr	-	-	-
Alicho Woriro	-	-	-
Endegagn. . .	*	*	*
Hadiya	2573	17.06	2559.55
Misha . . . .	445	1.1	165.23
Lemo. . . .	*	*	*
Badawacho . .	*	*	*
Soro . . . .	620	*	*
Kembata Alaba Tembaro	1179	11.33	1699.44
Omo Sheleko .	-	-	-
Angacha . . .	1021	10.46	1568.3
Kedida Gamela	*	*	*
Alaba . . . .	*	*	*
Kacha Bira . .	-	-	-
Sidama Zone . .	*	*	*
Shebedino . .	-	-	-
Awasa . . . .	-	-	-
Arbegona . . .	*	*	*
Dale . . . .	-	-	-
Aleta Wendo .	*	*	*
Dara . . . .	-	-	-
Hula . . . .	-	-	-
Bensa . . . .	-	-	-
Aroresa . . .	-	-	-
Gedio	-	-	-
Wenago . . . .	-	-	-
Yirgachefe . .	-	-	-
Kochere . . .	-	-	-
Bule . . . .	-	-	-
Wolayita	*	*	*
Sodo Zuria . .	-	-	-
Boloso Sore .	-	-	-
Damot Gale . .	-	-	-
Damot Wayde .	-	-	-
Kindo Koyssha.	-	-	-
Offa . . . .	-	-	-
Humbo . . . .	*	*	*
South Omo Zone.	*	*	*
Selamago . . .	-	-	-
Bako Gazer . .	*	*	*
Gelila . . . .	-	-	-
Hamer . . . .	-	-	-

TABLE - ESTIMATE OF HOLDERS, AREA, PRODUCTION AND YIELD OF TEMPORARY CROPS FOR PRIVATE PEASANT HOLDINGS FOR MEHER SEASON RURAL HOLDINGS SWISS CHARD

Geographic Area	Number of Holders	Area	Production
		Hectares	Quintals
(S.N.N.P.R) . . .	5961	44.88	*
Gurage Zone . .	2661	3.66	401.26
Goru . . . . .	*	*	*
Ezha . . . . .	462	0.38	45.67
Kokir Gedebano	689	0.55	59.42
Sodo . . . . .	*	*	*
Meskanena Mareko	-	-	-
Selti . . . . .	-	-	-
Gumer . . . . .	*	*	*
Cheha . . . . .	152	*	*
Enemorna Ener	282	*	3
Dalocha . . . .	364	0.35	30.97
Lanfuro . . . .	*	*	*
Akililna Mohr	*	*	*
Alicho Woriro	-	-	-
Endegagn . . . .	-	-	-
Hadiya	1600	2.16	258.89
Misha . . . . .	-	-	-
Lemo . . . . .	1293	1.97	236.66
Badawacho . . .	-	-	-
Soro . . . . .	*	*	*
Kembata Alaba Tembaro	451	0.58	69.63
Omo Sheleko . .	-	-	-
Angacha . . . .	310	0.47	56.05
Kedida Gamela	*	*	*
Alaba . . . . .	*	*	*
Kacha Bira . . .	-	-	-
Sidama Zone . .	*	*	-
Shebedino . . .	-	-	-
Awasa . . . . .	*	*	-
Arbegona . . . .	-	-	-
Dale . . . . .	-	-	-
Aleta Wendo . .	-	-	-
Dara . . . . .	*	*	-
Hula . . . . .	-	-	-
Bensa . . . . .	-	-	-
Aroresa . . . . .	-	-	-
Gedio	-	-	-
Wenago . . . . .	-	-	-
Yirgachefe . . .	-	-	-
Kochere . . . .	-	-	-
Bule . . . . .	-	-	-
Wolayita	*	*	-
Sodo Zuria . . .	-	-	-
Boloso Sore . . .	*	*	-
Damot Gale . . .	-	-	-
Damot Wayde . .	-	-	-
Kindo Koyscha .	*	*	-
Offa . . . . .	*	*	-
Humbo . . . . .	*	*	-
South Omo Zone .	*	*	*
Selamago . . . .	-	-	-
Bako Gazer . . .	*	*	*
Gelila . . . . .	*	*	*
Hamer . . . . .	-	-	-

CONTD

Bena Tsemay .	-	-	-
Shaka	*	*	*
Masha . . . .	*	*	*
Anderacha . .	*	*	*
Yeki . . . .	*	*	*
Kaffa	*	*	*
Telo . . . .	*	*	*
Cheta . . . .	-	-	-
Decha . . . .	-	-	-
Menjiwo . . .	-	-	-
Gimbo . . . .	-	-	-
Gewata . . . .	-	-	-
Chena . . . .	-	-	-
Bitu . . . .	-	-	-
Gesha Daka . .	-	-	-
Saylem . . . .	-	-	-
Gamo Gofa	459	*	-
Arba Minch Zuria	-	-	-
Boreda . . . .	*	*	-
Mirab Abaya .	*	*	-
Chencha . . . .	*	*	-
Kemba . . . .	-	-	-
Bonkie . . . .	-	-	-
Dita . . . .	-	-	-
Daramalo . . .	-	-	-
Kucha . . . .	*	*	-
Gofa Zuria . .	-	-	-
Zala . . . .	-	-	-
Uba Deber Tse	-	-	-
Melekoza . . .	*	*	-
Bench-Maji	*	*	-
Shewa Bench .	-	-	-
Bench . . . .	*	*	-
Bero . . . .	-	-	-
Maji . . . .	17	0.12	-
Menit Goldiya	-	-	-
Menit Shasha.	*	*	-
Sheko . . . .	*	*	-
Yem Special Wer	*	*	*
Yem . . . .	*	*	*
Amaro Special W	-	-	-
Amaro . . . .	-	-	-
Burji Special W	*	*	-
Burji . . . .	*	*	-
Konso Special W	-	-	-
Konso . . . .	-	-	-
Dirashe Special	-	-	-
Dirashe . . . .	-	-	-
Dawro . . . .	224	*	*
Mareka Wereda	-	-	-
Gena Bosa Wer	*	*	*
Gedo Walcha W	*	*	*
Isara Wereda.	*	*	*
Gorka Bersa W	*	*	*
Basketo Special	-	-	-
Basketo . . . .	-	-	-
Konta Special W	-	-	-
Ela . . . .	-	-	-

TABLE 5.2.3- ESTIMATE OF HOLDERS, AREA, PRODUCTION AND YIELD OF  
TEMPORARYCROPS FOR PRIVATE PEASANT HOLDINGS FOR MEHER SEASONRURAL HOLDINGS  
ROOT CROPS

Geographic Area	Number of Holders	Area	Production
		Hectares	Quintals
(S.N.N.P.R) . . .	1064356	53039.88	5064321
Gurage Zone . .	126544	2241.41	233005.2
Goru . . . . .	3211	20.44	1679.25
Ezha . . . . .	8022	125.53	12682.67
Kokir Gedebano	8222	53.87	5888.93
Sodo . . . . .	4639	*	*
Meskanena Mareko	2420	*	*
Selti . . . . .	2890	20.19	2393.12
Gumer . . . . .	24863	352.49	37137.41
Cheha . . . . .	13657	186.3	15723.65
Enemorna Ener	30417	518.83	44865.31
Dalocha . . . .	2431	4.88	442.8
Lanfuro . . . .	593	1.92	152.59
Akililna Mohr	7482	*	*
Alicho Woriro	11664	144.28	15238.14
Endegagn. . . .	6033	27.48	2796.59
Hadiya	92476	2815.81	283369
Misha . . . . .	24939	272.72	27564.73
Lemo . . . . .	12763	*	*
Badawacho . . .	29267	1501.94	150235.3
Soro . . . . .	25506	850.89	85353.51
Kembata Alaba Tembaro	81411	4368.9	431534.8
Omo Sheleko . .	21188	1569.13	145205.4
Angacha . . . .	17241	770.03	81768.33
Kedida Gamela	16208	594.71	62502.16
Alaba . . . . .	7671	*	*
Kacha Bira . . .	19104	1191.52	116480.8
Sidama Zone . .	141448	4909.53	510187.7
Shebedino . . .	27468	628.1	64447.34
Awasa . . . . .	10442	*	*
Arbegona . . . .	9128	89.82	12115.99
Dale . . . . .	35870	1319.33	130006.3
Aleta Wendo . .	25861	805.62	79781.47
Dara . . . . .	5363	126.33	12785.95
Hula . . . . .	16983	364.66	44221.79
Bensa . . . . .	8708	69.37	8102.95
Aroresa . . . . .	1625	32.26	3266.2
Gedio	29380	521.92	55143.52
Wenago . . . . .	10526	198.1	18336.34
Yirgachefe . . .	3681	50.14	4681.57
Kochere . . . .	8011	140.18	14596.98
Bule . . . . .	7163	133.5	17528.64
Wolayita	226068	18657.57	1803722
Sodo Zuria . . .	33911	3289.1	323235.1
Boloso Sore . . .	55025	3990.54	381912.2
Damot Gale . . .	40549	3354.13	329695.4
Damot Wayde . .	25096	2124.69	208767.6
Kindo Koysha . .	33632	2820.14	266447.9
Offa . . . . .	26328	2243.18	211147.8
Humbo . . . . .	11526	835.8	82516.31
South Omo Zone.	21353	812.93	71809.31
Selamago . . . .	1146	46.77	4636.69
Bako Gazer . . .	16972	695.54	60634.66
Gelila . . . . .	2501	51.9	4657.3
Hamer . . . . .	*	*	*

CONTD

Bena Tsemay .	720	18.17	1825.74
Shaka	11920	359.8	33278.75
Masha . . . .	1032	8.39	866.56
Anderacha . .	1408	18.65	1571.45
Yeki . . . .	9480	332.76	30840.74
Kaffa	46667	1351.1	111960.2
Telo . . . .	1893	28.72	2422.41
Cheta . . . .	2458	96.13	7701.63
Decha . . . .	6482	95.7	7865.31
Menjiwo . . .	7098	497.39	41151.42
Gimbo . . . .	4741	79.03	6637.59
Gewata . . . .	4321	58.98	5108.65
Chena . . . .	11902	310.93	25928.37
Bitu . . . .	4229	163.18	13209.74
Gesha Daka . .	2325	13.96	1337.74
Saylem . . . .	1218	7.08	597.3
Gamo Gofa	139799	8636.93	837258.3
Arba Minch Zuria	12361	808.83	81910.37
Boreda . . . .	8532	708.47	70021.58
Mirab Abaya .	4630	316.21	31430.72
Chencha . . . .	8711	221.68	23288.94
Kemba . . . .	10818	674.71	67559.8
Bonkie . . . .	14610	716.02	73738.83
Dita . . . .	8600	431.8	43215.26
Daramalo . . .	7441	538.79	53007.68
Kucha . . . .	21638	1757.78	164249.1
Gofa Zuria . .	23189	1227.42	118406.2
Zala . . . .	4097	193.38	19299.1
Uba Deber Tse	1326	57.71	5986.34
Melekoza . . .	13847	984.13	85144.3
Bench-Maji	58267	3249.02	261032.6
Shewa Bench .	8132	183.29	14819.86
Bench . . . .	37735	2622.2	210396.2
Bero . . . .	553	7.35	589.47
Maji . . . .	921	10.18	924.56
Menit Goldiya	3191	52.68	4358.83
Menit Shasha.	1042	13.2	1071.54
Sheko . . . .	6693	360.12	28872.2
Yem Special Wer	8844	256.45	22659.56
Yem . . . .	8844	256.45	22659.56
Amaro Special W	5677	74.64	8553.66
Amaro . . . .	5677	74.64	8553.66
Burji Special W	931	12.21	1427.91
Burji . . . .	931	12.21	1427.91
Konso Special W	2565	*	*
Konso . . . .	2565	*	*
Dirashe Special	2941	101.48	11412.74
Dirashe . . . .	2941	101.48	11412.74
Dawro . . . .	50702	3292.74	271139.9
Mareka Wereda	9842	481.93	38779.41
Gena Bosa Wer	10586	888.84	73459.53
Gedo Walcha W	14893	1086.68	91471.58
Isara Wereda.	7103	247.36	19913.7
Gorka Bersa W	8278	587.92	47515.66
Basketo Special	5772	235.07	23082.91
Basketo . . . .	5772	235.07	23082.91
Konta Special W	11590	1061.53	85314.78
Ela . . . .	11590	1061.53	85314.78

TABLE A- ESTIMATE OF HOLDERS, AREA, PRODUCTION AND YIELD OF  
TEMPORARY CROPS FOR PRIVATE PEASANT HOLDINGS FOR MEHER SEASON RURAL HOLDINGS  
BEET ROOT

Geographic Area	Number of Holders	Area	Production
		Hectares	Quintals
(S.N.N.P.R) . . .	15845	58.78	7596.52
Gurage Zone . .	5205	6.05	785.21
Goru . . . . .	245	*	*
Ezha . . . . .	478	*	*
Kokir Gedebano	289	*	*
Sodo . . . . .	432	0.69	89.7
Meskanena Mareko	*	*	*
Selti . . . . .	*	*	*
Gumer . . . . .	539	0.46	59.39
Cheha . . . . .	683	*	*
Enemorna Ener	495	0.23	29.35
Dalocha . . . .	488	0.61	79.04
Lanfuro . . . .	*	*	*
Akililna Mohr	201	*	*
Alicho Woriro	200	*	*
Endegagn . . .	212	0.12	15.4
Hadiya	5791	15.89	2065.09
Misha . . . . .	2340	*	*
Lemo . . . . .	1936	2.74	355.81
Badawacho . .	236	*	*
Soro . . . . .	1279	3.36	437.13
Kembata Alaba Tembaro	1819	20.61	2674.26
Omo Sheleko .	156	*	*
Angacha . . . .	781	*	*
Kedida Gamela	*	*	*
Alaba . . . . .	371	1.5	*
Kacha Bira . .	394	*	*
Sidama Zone . .	961	2.39	310.78
Shebedino . . .	-	-	-
Awasa . . . . .	*	*	*
Arbegona . . .	*	*	*
Dale . . . . .	-	-	-
Aleta Wendo .	*	*	*
Dara . . . . .	*	*	*
Hula . . . . .	*	*	*
Bensa . . . . .	*	*	*
Aroresa . . . .	-	-	-
Gedio	*	*	*
Wenago . . . .	-	-	-
Yirgachefe . .	*	*	*
Kochere . . . .	-	-	-
Bule . . . . .	-	-	-
Wolayita	654	*	*
Sodo Zuria . .	*	*	*
Boloso Sore . .	-	-	-
Damot Gale . .	245	*	*
Damot Wayde .	-	-	-
Kindo Koysha .	*	*	*
Offa . . . . .	*	*	*
Humbo . . . . .	-	-	-
South Omo Zone.	-	-	-
Selamago . . .	-	-	-
Bako Gazer . .	-	-	-
Gelila . . . . .	-	-	-
Hamer . . . . .	-	-	-

CONTD

Bena Tsemay .	-	-	-
Shaka	*	*	*
Masha . . . .	-	-	-
Anderacha . .	*	*	*
Yeki . . . . .	*	*	*
Kaffa	233	0.91	118.55
Telo . . . . .	*	*	*
Cheta . . . . .	*	*	*
Decha . . . . .	-	-	-
Menjiwo . . .	-	-	-
Gimbo . . . .	*	*	*
Gewata . . . .	*	*	*
Chena . . . . .	*	*	*
Bitu . . . . .	*	*	*
Gesha Daka . .	*	*	*
Saylem . . . .	*	*	*
Gamo Gofa	320	*	*
Arba Minch Zuria	*	*	*
Boreda . . . .	71	0.08	9.98
Mirab Abaya .	*	*	*
Chencha . . . .	*	*	*
Kemba . . . . .	*	*	*
Bonkie . . . .	-	-	-
Dita . . . . .	*	*	*
Daramalo . . .	*	*	*
Kucha . . . . .	-	-	-
Gofa Zuria . .	*	*	*
Zala . . . . .	-	-	-
Uba Deber Tse	-	-	-
Melekoza . . .	-	-	-
Bench-Maji	*	*	*
Shewa Bench .	-	-	-
Bench . . . . .	*	*	*
Bero . . . . .	-	-	-
Maji . . . . .	-	-	-
Menit Goldiya	-	-	-
Menit Shasha.	-	-	-
Sheko . . . . .	*	*	*
Yem Special Wer	315	0.49	63.06
Yem . . . . .	315	0.49	63.06
Amaro Special W	-	-	-
Amaro . . . . .	-	-	-
Burji Special W	*	*	*
Burji . . . . .	*	*	*
Konso Special W	-	-	-
Konso . . . . .	-	-	-
Dirashe Special	*	*	*
Dirashe . . . .	*	*	*
Dawro . . . . .	*	*	*
Mareka Wereda	-	-	-
Gena Bosa Wer	-	-	-
Gedo Walcha W	*	*	*
Isara Wereda.	-	-	-
Gorka Bersa W	-	-	-
Basketo Special	-	-	-
Basketo . . . .	-	-	-
Konta Special W	-	-	-
Ela . . . . .	-	-	-

TABLE B- ESTIMATE OF HOLDERS, AREA, PRODUCTION AND YIELD OF TEMPORARY CROPS FOR PRIVATE PEASANT HOLDINGS FOR MEHER SEASON RURAL HOLDINGS CARROT

Geographic Area	Number of Holders	Area	Production
		Hectares	Quintals
(S.N.N.P.R) . . .	7815	34.64	4142.96
Gurage Zone . .	3587	3.72	453.69
Goru . . . . .	*	*	*
Ezha . . . . .	308	0.18	21.68
Kokir Gedebano	209	0.08	10.12
Sodo . . . . .	260	0.64	77.69
Meskanena Mareko	*	*	*
Selti . . . . .	*	*	*
Gumer . . . . .	485	*	*
Cheha . . . . .	499	*	*
Enemorna Ener	771	0.9	109.46
Dalocha . . . .	*	*	*
Lanfuro . . . .	*	*	*
Akililna Mohr	*	*	*
Alicho Woriro	177	*	*
Endegagn. . . .	*	*	*
Hadiya	1538	2.44	297.61
Misha . . . . .	459	*	*
Lemo . . . . .	*	*	*
Badawacho . .	184	*	*
Soro . . . . .	*	*	*
Kembata Alaba Tembaro	672	*	*
Omo Sheleko .	*	*	*
Angacha . . . .	*	*	*
Kedida Gamela	*	*	*
Alaba . . . . .	-	-	-
Kacha Bira. . .	*	*	*
Sidama Zone . .	1171	4.62	563.62
Shebedino . . .	*	*	*
Awasa . . . . .	-	-	-
Arbegona. . . .	*	*	*
Dale . . . . .	-	-	-
Aleta Wendo .	*	*	*
Dara . . . . .	*	*	*
Hula . . . . .	*	*	*
Bensa . . . . .	*	*	*
Aroresa . . . .	-	-	-
Gedio	*	*	*
Wenago . . . . .	*	*	*
Yirgachefe. . .	-	-	-
Kochere . . . .	-	-	-
Bule . . . . .	-	-	-
Wolayita	257	*	*
Sodo Zuria. . .	*	*	*
Boloso Sore . .	-	-	-
Damot Gale. . .	-	-	-
Damot Wayde .	-	-	-
Kindo Koysha.	-	-	-
Offa . . . . .	-	-	-
Humbo . . . . .	*	*	*
South Omo Zone.	*	*	*
Selamago. . . .	*	*	*
Bako Gazer. . .	-	-	-
Gelila . . . . .	-	-	-
Hamer . . . . .	-	-	-

CONTD

Bena Tsemay .	-	-	-
Shaka	*	*	*
Masha . . . .	-	-	-
Anderacha . .	-	-	-
Yeki . . . . .	*	*	*
Kaffa	*	*	*
Telo . . . . .	*	*	*
Cheta . . . . .	-	-	-
Decha . . . . .	*	*	*
Menjiwo . . . .	-	-	-
Gimbo . . . . .	-	-	-
Gewata . . . . .	-	-	-
Chena . . . . .	*	*	*
Bitu . . . . .	*	*	*
Gesha Daka . .	-	-	-
Saylem . . . . .	-	-	-
Gamo Gofa	*	*	*
Arba Minch Zuria	-	-	-
Boreda . . . . .	*	*	*
Mirab Abaya . .	-	-	-
Chencha . . . .	*	*	*
Kemba . . . . .	-	-	-
Bonkie . . . . .	-	-	-
Dita . . . . .	-	-	-
Daramalo . . . .	*	*	*
Kucha . . . . .	-	-	-
Gofa Zuria . . .	-	-	-
Zala . . . . .	-	-	-
Uba Deber Tse	-	-	-
Melekoza . . . .	*	*	*
Bench-Maji	*	*	*
Shewa Bench . .	-	-	-
Bench . . . . .	-	-	-
Bero . . . . .	-	-	-
Maji . . . . .	-	-	-
Menit Goldiya	-	-	-
Menit Shasha.	-	-	-
Sheko . . . . .	*	*	*
Yem Special Wer	197	0.23	28.29
Yem . . . . .	197	0.23	28.29
Amaro Special W	-	-	-
Amaro . . . . .	-	-	-
Burji Special W	-	-	-
Burji . . . . .	-	-	-
Konso Special W	-	-	-
Konso . . . . .	-	-	-
Dirashe Special	-	-	-
Dirashe . . . . .	-	-	-
Dawro . . . . .	*	*	*
Mareka Wereda	-	-	-
Gena Bosa Wer	-	-	-
Gedo Walcha W	*	*	*
Isara Wereda.	42	*	*
Gorka Bersa W	-	-	-
Basketo Special	-	-	-
Basketo . . . . .	-	-	-
Konta Special W	*	*	*
Ela . . . . .	*	*	*

TABLE C- ESTIMATE OF HOLDERS, AREA, PRODUCTION AND YIELD OF  
TEMPORARYCROPS FOR PRIVATE PEASANT HOLDINGS FOR MEHER SEASONRURAL HOLDINGS  
ONION

Geographic Area	Number of Holders	Area	Production
		Hectares	Quintals
(S.N.N.P.R) . . .	120893	1219.73	164045.7
Gurage Zone . .	9040	*	*
Goru. . . . .	195	0.4	*
Ezha. . . . .	271	*	*
Kokir Gedebano	*	*	*
Sodo. . . . .	421	*	*
Meskanena Mareko	*	*	*
Selti. . . . .	405	*	*
Gumer. . . . .	197	*	*
Cheha. . . . .	*	*	*
Enemorna Ener	1042	0.97	120.45
Dalocha . . . .	398	0.75	*
Lanfuro . . . .	253	*	45.2
Akililna Mohr	541	*	*
Alichu Woriro	452	0.71	96.43
Endegagn. . . .	3215	3.55	478.8
Hadiya	22159	59.16	7986.4
Misha. . . . .	12027	17.8	2403.42
Lemo. . . . .	5635	9.21	1243.17
Badawacho . .	1022	*	*
Soro. . . . .	3475	3.56	481.16
Kembata Alaba Tembaro	7760	90.06	12042.57
Omo Sheleko . .	614	3.75	506.24
Angacha . . . .	3747	18.27	2466.32
Kedida Gamela	2307	65.23	8805.68
Alaba. . . . .	816	2.09	*
Kacha Bira. . .	276	0.72	76.98
Sidama Zone . .	40065	451.06	60893.86
Shebedino . . .	*	*	*
Awasa. . . . .	*	*	*
Arbegona. . . .	8480	85.47	11538.42
Dale. . . . .	*	*	*
Aleta Wendo . .	*	*	*
Dara. . . . .	*	*	*
Hula. . . . .	13977	212.12	28636.13
Bensa. . . . .	6087	36.44	4919.97
Aroresa . . . .	*	*	*
Gedio	10541	164.65	22227.13
Wenago. . . . .	*	*	*
Yirgachefe. . .	376	*	*
Kochere . . . .	3546	37.49	5061.49
Bule. . . . .	6534	121.86	16450.87
Wolayita	4806	63.91	8335.13
Sodo Zuria. . .	*	*	*
Boloso Sore . .	*	*	*
Damot Gale. . .	*	*	*
Damot Wayde . .	609	*	*
Kindo Koysha.	989	2.69	355.95
Offa. . . . .	825	*	*
Humbo . . . . .	302	7.01	946.37
South Omo Zone.	1956	33.19	4475.9
Selamago. . . .	137	0.27	31.72
Bako Gazer. . .	1427	28.2	3806.73
Gelila. . . . .	392	*	*
Hamer. . . . .	-	-	-

CONTD

Bena Tsemay .	-	-	-
Shaka	1547	*	*
Masha . . . .	171	1.54	208.41
Anderacha . .	137	0.67	86.4
Yeki . . . .	1239	*	*
Kaffa	2231	14.46	1950.78
Telo . . . .	176	*	*
Cheta . . . .	30	*	*
Decha . . . .	*	*	*
Menjiwo . . .	335	*	*
Gimbo . . . .	60	*	*
Gewata . . . .	816	3.96	533.97
Chena . . . .	410	*	*
Bitu . . . .	79	*	*
Gesha Daka . .	178	0.37	50.14
Saylem . . . .	80	*	*
Gamo Gofa	12268	90.76	12253.27
Arba Minch Zuria	1878	*	*
Boreda . . . .	340	0.79	106.06
Mirab Abaya .	604	3.03	409.03
Chencha . . . .	*	*	*
Kemba . . . .	1040	3.31	446.83
Bonkie . . . .	1552	*	*
Dita . . . .	211	*	*
Daramalo . . .	236	0.57	76.89
Kucha . . . .	1427	3.86	521.58
Gofa Zuria . .	2687	34.63	4675
Zala . . . .	233	1.41	190.42
Uba Deber Tse	224	*	*
Melekoza . . .	1704	2.98	402.28
Bench-Maji	1013	4.13	558.03
Shewa Bench .	*	*	*
Bench . . . .	*	*	*
Bero . . . .	*	*	*
Maji . . . .	228	1.76	237.2
Menit Goldiya	467	1.64	221.22
Menit Shasha .	27	*	*
Sheko . . . .	*	*	*
Yem Special Wer	209	0.32	43.08
Yem . . . .	209	0.32	43.08
Amaro Special W	3521	*	*
Amaro . . . .	3521	*	*
Burji Special W	569	6.5	877.85
Burji . . . .	569	6.5	877.85
Konso Special W	*	*	*
Konso . . . .	*	*	*
Dirashe Special	1899	78.99	10664.24
Dirashe . . . .	1899	78.99	10664.24
Dawro . . . .	989	3.19	371.97
Mareka Wereda	*	*	*
Gena Bosa Wer	145	*	*
Gedo Walcha W	716	2.08	230.49
Isara Wereda .	45	0.26	35.02
Gorka Bersa W	*	*	*
Basketo Special	203	*	*
Basketo . . . .	203	*	*
Konta Special W	-	-	-
Ela . . . .	-	-	-

TABLE D- ESTIMATE OF HOLDERS, AREA, PRODUCTION AND YIELD OF  
TEMPORARY CROPS FOR PRIVATE PEASANT HOLDINGS FOR MEHER SEASON RURAL HOLDINGS  
POTATOES

Geographic Area	Number of Holders	Area	Production
		Hectares	Quintals
(S.N.N.P.R) . . .	328252	10233.55	1074251
Gurage Zone . .	76186	1248.42	131011.4
Goru . . . . .	*	*	*
Ezha . . . . .	5203	92.83	9746.82
Kokir Gedebano	5836	42.91	4505.46
Sodo . . . . .	782	4.24	445.54
Meskanena Mareko	247	*	*
Selti . . . . .	1372	9.91	1040.15
Gumer . . . . .	24278	349.02	36646.84
Cheha . . . . .	3844	26.63	2795.69
Enemorna Ener	16064	123.21	12937.35
Dalocha . . . .	*	*	*
Lanfuro . . . .	-	-	-
Akililna Mohr	4657	*	*
Alichu Woriro	11168	141.02	14807.39
Endegagn . . . .	2510	15.86	1664.96
Hadiya . . . . .	44555	1241.99	130287.7
Misha . . . . .	8869	139.4	14636.95
Lemo . . . . .	5778	*	*
Badawacho . . .	11495	489.25	51371.42
Soro . . . . .	18413	440.29	46230.93
Kembata Alaba Tembaro	47227	1554.37	163208.5
Omo Sheleko . .	9093	158.69	16662.17
Angacha . . . . .	14271	709.17	74462.82
Kedida Gamela	10709	274.33	28804.19
Alaba . . . . .	6143	*	*
Kacha Bira . . .	7010	178.18	18708.47
Sidama Zone . . .	16282	*	*
Shebedino . . . .	5876	76.25	8006.37
Awasa . . . . .	6032	*	*
Arbegona . . . .	*	*	*
Dale . . . . .	1320	*	*
Aleta Wendo . .	727	8.14	854.75
Dara . . . . .	1259	43.23	4538.65
Hula . . . . .	760	18.72	1965.75
Bensa . . . . .	*	*	*
Aroresa . . . . .	*	*	*
Gedio . . . . .	1718	14.15	1485.52
Wenago . . . . .	1187	7.23	759.55
Yirgachefe . . .	256	*	*
Kochere . . . . .	*	*	*
Bule . . . . .	*	*	*
Wolayita . . . . .	73144	1966.32	206464
Sodo Zuria . . . .	9527	247.32	25968.24
Boloso Sore . . .	12903	320.49	33651.9
Damot Gale . . . .	14816	721.16	75722.03
Damot Wayde . .	6421	131.44	13801.27
Kindo Koyssha .	15158	264.39	27761.22
Offa . . . . .	13180	260.45	27347.6
Humbo . . . . .	1140	21.06	2211.76
South Omo Zone .	2949	*	*
Selamago . . . . .	193	2.68	281.78
Bako Gazer . . .	2231	*	*
Gelila . . . . .	243	3.63	380.91
Hamer . . . . .	-	-	-

CONTD

Bena Tsemay .	281	6.14	644.79
Shaka	810	28.05	2944.86
Masha . . . .	-	-	-
Anderacha . .	*	*	*
Yeki . . . . .	794	*	*
Kaffa	1445	41.74	4382.3
Telo . . . . .	*	*	*
Cheta . . . . .	29	*	*
Decha . . . . .	*	*	*
Menjiwo . . . .	*	*	*
Gimbo . . . . .	223	6.7	703.64
Gewata . . . . .	*	*	*
Chena . . . . .	862	31.04	3259.69
Bitu . . . . .	-	-	-
Gesha Daka . .	54	*	*
Saylem . . . . .	*	*	*
Gamo Gofa	50848	2262.3	237542
Arba Minch Zuria	5056	112.58	11820.45
Boreda . . . . .	2131	62.33	6544.52
Mirab Abaya . .	1952	69.48	7295.79
Chencha . . . . .	7361	179.5	18847.22
Kemba . . . . .	3366	168.65	17708.71
Bonkie . . . . .	8843	431.54	45311.92
Dita . . . . .	7081	241.42	25348.74
Daramalo . . . .	3761	195.33	20509.69
Kucha . . . . .	3059	124.76	13100.09
Gofa Zuria . . .	5174	404.35	42456.37
Zala . . . . .	*	*	*
Uba Deber Tse	406	*	*
Melekoza . . . .	2383	*	*
Bench-Maji	158	0.72	75.12
Shewa Bench . .	-	-	-
Bench . . . . .	*	*	*
Bero . . . . .	-	-	-
Maji . . . . .	*	*	*
Menit Goldiya	*	*	*
Menit Shasha . .	-	-	-
Sheko . . . . .	50	*	*
Yem Special Wer	4132	55.12	5787.33
Yem . . . . .	4132	55.12	5787.33
Amaro Special W	*	*	-
Amaro . . . . .	*	*	-
Burji Special W	135	1.77	185.78
Burji . . . . .	135	1.77	185.78
Konso Special W	*	*	*
Konso . . . . .	*	*	*
Dirashe Special	385	6.23	654.22
Dirashe . . . . .	385	6.23	654.22
Dawro . . . . .	4527	94.74	9947.63
Mareka Wereda	194	2.01	211.28
Gena Bosa Wer	1757	34.29	3600.26
Gedo Walcha W	2387	55.64	5842.49
Isara Wereda	86	*	*
Gorka Bersa W	102	*	*
Basketo Special	1783	49.25	5171.39
Basketo . . . . .	1783	49.25	5171.39
Konta Special-W	459	14.62	1535.44
Ela . . . . .	459	14.62	1535.44

TABLE E- ESTIMATE OF HOLDERS, AREA, PRODUCTION AND YIELD OF  
TEMPORARY CROPS FOR PRIVATE PEASANT HOLDINGS FOR MEHER SEASON RURAL HOLDINGS  
GARLIC

Geographic Area	Number of Holders	Area	Production
		Hectares	Quintals
(S.N.N.P.R) . . .	44169	350.98	51862.88
Gurage Zone . .	20171	*	*
Goru . . . . .	*	*	*
Ezha . . . . .	1890	3.88	567.61
Kokir Gedebano	3667	7.43	1095.06
Sodo . . . . .	3401	9.17	1340.93
Meskanena Mareko	761	*	*
Selti . . . . .	703	2.59	383.98
Gumer . . . . .	1836	2.29	343.86
Cheha . . . . .	632	0.9	131.61
Enemorna Ener	1323	0.96	130.49
Dalocha . . . .	822	1.26	133.75
Lanfuro . . . .	287	0.31	36.92
Akililna Mohr	3562	*	*
Alicho Woriro	835	1.74	241.81
Endegagn . . .	387	0.41	30.25
Hadiya	3654	8.56	1266.01
Misha . . . . .	815	*	*
Lemo . . . . .	1197	*	*
Badawacho . .	*	*	*
Soro . . . . .	1549	*	*
Kembata Alaba Tembaro	2598	13.36	1917.55
Omo Sheleko .	*	*	*
Angacha . . . .	924	2.57	385.62
Kedida Gamela	*	*	*
Alaba . . . . .	450	2.94	*
Kacha Bira . .	588	*	*
Sidama Zone . .	3440	12.73	1876.59
Shebedino . . .	*	*	*
Awasa . . . . .	*	*	*
Arbegona . . .	913	3.07	461.05
Dale . . . . .	-	-	-
Aleta Wendo .	-	-	-
Dara . . . . .	*	*	*
Hula . . . . .	1485	*	*
Bensa . . . . .	*	*	*
Aroresa . . . .	-	-	-
Gedio	350	1.31	-
Wenago . . . .	-	-	-
Yirgachefe . .	*	*	-
Kochere . . . .	*	*	-
Bule . . . . .	*	*	-
Wolayita	*	*	*
Sodo Zuria . .	*	*	*
Boloso Sore . .	-	-	-
Damot Gale . .	-	-	-
Damot Wayde .	-	-	-
Kindo Koysha .	*	*	*
Offa . . . . .	-	-	-
Humbo . . . . .	*	*	*
South Omo Zone.	753	2.48	368.1
Selamago . . .	-	-	-
Bako Gazer . .	362	0.9	134.82
Gelila . . . . .	391	1.58	233.28
Hamer . . . . .	-	-	-

CONTD

Bena Tsemay .	-	-	-
Shaka	893	2.62	348.81
Masha . . . .	431	1.47	219.96
Anderacha . .	415	1.14	126.58
Yeki . . . . .	*	*	*
Kaffa	4505	24.04	3594.72
Telo . . . . .	301	1.11	163.02
Cheta . . . . .	*	*	*
Decha . . . . .	*	*	*
Menjiwo . . .	1322	*	*
Gimbo . . . . .	251	0.47	70.7
Gewata . . . .	325	1.07	159.07
Chena . . . . .	*	*	*
Bitu . . . . .	729	1.95	293
Gesha Daka . .	945	2.49	373.05
Saylem . . . . .	138	0.09	10.04
Gamo Gofa	3853	15.45	2314.65
Arba Minch Zuria	*	*	*
Boreda . . . .	*	*	*
Mirab Abaya .	-	-	-
Chencha . . . .	1224	3	450.57
Kemba . . . . .	*	*	*
Bonkie . . . . .	369	0.89	132.92
Dita . . . . .	960	3.83	571.77
Daramalo . . .	*	*	*
Kucha . . . . .	*	*	*
Gofa Zuria . .	*	*	*
Zala . . . . .	-	-	-
Uba Deber Tse	*	*	*
Melekoza . . .	293	*	*
Bench-Maji	389	1.59	238.17
Shewa Bench .	171	*	*
Bench . . . . .	*	*	*
Bero . . . . .	*	*	*
Maji . . . . .	*	*	*
Menit Goldiya	*	*	*
Menit Shasha.	-	-	-
Sheko . . . . .	85	0.11	16.49
Yem Special Wer	2329	4.56	596.51
Yem . . . . .	2329	4.56	596.51
Amaro Special W	-	-	-
Amaro . . . . .	-	-	-
Burji Special W	*	*	*
Burji . . . . .	*	*	*
Konso Special W	-	-	-
Konso . . . . .	-	-	-
Dirashe Special	*	*	*
Dirashe . . . .	*	*	*
Dawro . . . . .	858	5.85	837.14
Mareka Wereda	*	*	*
Gena Bosa Wer	*	*	*
Gedo Walcha W	268	*	*
Isara Wereda.	*	*	*
Gorka Bersa W	431	4.38	656.66
Basketo Special	*	*	*
Basketo . . . .	*	*	*
Konta Special W	*	*	*
Eja . . . . .	*	*	*

TABLE F- ESTIMATE OF HOLDERS, AREA, PRODUCTION AND YIELD OF  
 TEMPORARYCROPS FOR PRIVATE PEASANT HOLDINGS FOR MEHER SEASONRURAL HOLDINGS  
 TARO\GODERE

Geographic Area	Number of Holders	Area	Production
		Hectares	Quintals
(S.N.N.P.R) . . .	503824	17498.36	1399538
Gurage Zone . .	44983	610.67	48817.79
Goru. . . . .	2811	18.92	1513.23
Ezha. . . . .	1785	27.53	2201.31
Kokir Gedebano	897	2.76	186.27
Sodo. . . . .	-	-	-
Meskanena Mareko	-	-	-
Selti . . . . .	-	-	-
Gumer . . . . .	*	*	*
Cheha . . . . .	10689	155.27	12421.51
Enemorna Ener	25580	385.92	30873.77
Dalocha . . . .	-	-	-
Lanfuro . . . .	-	-	-
Akililna Mohr	1683	12.71	1016.75
Alichu Woriro	-	-	-
Endegagn. . . .	1488	7.47	597.73
Hadiya	21147	364.47	29157.94
Misha . . . . .	8480	73.92	5913.44
Lemo. . . . .	800	2.14	171.21
Badawacho . .	7758	171.67	13733.26
Soro. . . . .	4110	116.75	9340.03
Kembata Alaba Tembaro	27860	884.25	70739.7
Omo Sheleko .	14736	633.17	50653.68
Angacha . . . .	1372	12.33	986.78
Kedida Gamela	3346	45.17	3613.82
Alaba . . . . .	*	*	*
Kacha Bira. . .	8341	192.47	15397.59
Sidama Zone . .	23391	243.45	19476.34
Shebedino . . .	3395	7.24	579.58
Awasa . . . . .	511	*	*
Arbegona. . . .	430	0.75	60.28
Dale. . . . .	7938	107.32	8585.7
Aleta Wendo .	7432	74.33	5946.27
Dara. . . . .	2022	22.96	1836.79
Hula. . . . .	*	*	*
Bensa . . . . .	1299	11.01	880.88
Aroresa . . . .	*	*	*
Gedio	10951	138.69	11095.59
Wenago. . . . .	7000	77.28	6182.29
Yirgachefe. . .	2011	23.25	1859.74
Kochere . . . .	1625	36.05	2883.85
Bule. . . . .	*	*	*
Wolayita	130978	3706.51	296521.2
Sodo Zuria. . .	16586	411.11	32889.17
Boloso Sore . .	36430	939.37	75149.87
Damot Gale. . .	18635	495.45	39635.9
Damot Wayde . .	7741	212.36	16988.91
Kindo Koysa. .	27391	849.49	67959.14
Offa. . . . .	21676	728.03	58242.43
Humbo . . . . .	2519	70.7	5655.74
South Omo Zone.	14760	557.8	44624.16
Selamago. . . .	323	2.87	229.34
Bako Gazer. . .	12799	514.22	41137.63
Gelila. . . . .	1629	39.61	3168.43
Hamer . . . . .	-	-	-

CONTD

Bena Tsemay	*	*	*
Shaka	9384	253.82	20305.64
Masha . . . .	566	4.98	398.4
Anderacha . .	1045	16.43	1314.12
Yeki . . . .	7773	232.41	18593.13
Kaffa	40233	1253.9	100306.2
Telo . . . .	1455	25.83	2066.69
Cheta . . . .	2412	95.36	7622.59
Decha . . . .	5925	87.27	6981.63
Menjiwo . . .	5754	475.12	38009.85
Gimbo . . . .	4407	68.14	5451.41
Gewata . . . .	3328	50	4000.14
Chena . . . .	11152	274.6	21967.69
Bitu . . . .	3485	160.83	12866.33
Gesha Daka . .	1276	10.36	828.73
Saylem . . . .	1039	6.39	511.11
Gamo Gofa	56407	2076.26	165882.6
Arba Minch Zuria	1871	25.16	2013.16
Boreda . . . .	3199	58.52	4681.24
Mirab Abaya .	727	32.29	2582.96
Chencha . . . .	266	*	*
Kemba . . . .	1915	44.22	3537.39
Bonkie . . . .	1816	14.82	1185.92
Dita . . . .	2947	69.32	5545.78
Daramalo . . .	3949	92.9	7418.63
Kucha . . . .	14759	614.49	49158.98
Gofa Zuria . .	12529	392.39	31391.19
Zala . . . .	398	6.44	515.53
Uba Deber Tse	218	2.99	216.01
Melekoza . . .	11812	719.81	57403.33
Bench-Maji	57192	3207.87	256629.7
Shewa Bench .	7864	177.39	14191.1
Bench . . . .	37582	2595.75	207660.1
Bero . . . .	548	7.31	585.11
Maji . . . .	726	8.17	653.76
Menit Goldiya	2872	48.35	3867.81
Menit Shasha.	983	12.74	1018.83
Sheko . . . .	6617	358.16	28652.93
Yem Special Wer	4742	171.61	13729.09
Yem . . . . .	4742	171.61	13729.09
Amaro Special W	347	1.22	97.74
Amaro . . . .	347	1.22	97.74
Burji Special W	*	*	-
Burji . . . .	*	*	-
Konso Special W	*	*	-
Konso . . . .	*	*	-
Dirashe Special	*	*	-
Dirashe . . . .	*	*	-
Dawro . . . . .	48016	2945.25	235620.3
Mareka Wereda	9730	472.16	37772.58
Gena Bosa Wer	10182	781.12	62489.91
Gedo Walcha W	13236	875.92	70073.34
Isara Wereda.	7078	241.09	19287.32
Gorka Bersa W	7790	574.96	45997.17
Basketo Special	1769	37.34	2986.95
Basketo . . . .	1769	37.34	2986.95
Konta Special W	11465	1044.34	83547.36
Ela . . . . .	11465	1044.34	83547.36

TABLE G- ESTIMATE OF HOLDERS, AREA, PRODUCTION AND YIELD OF TEMPORARY CROPS FOR PRIVATE PEASANT HOLDINGS FOR MEHER SEASON RURAL HOLDINGS SWEET POTATOES

Geographic Area	Number of	Area	Production
	Holders	Hectares	Quintals
(S.N.N.P.R) . . .	455009	23643.84	2362883
Gurage Zone . .	3046	*	*
Goru . . . . .	*	*	*
Ezha . . . . .	*	*	*
Kokir Gedebano	-	-	-
Sodo . . . . .	*	*	*
Meskanena Mareko	356	*	*
Selti . . . . .	220	1.49	148.61
Gumer . . . . .	-	-	-
Cheha . . . . .	326	*	*
Enemorna Ener	*	*	*
Dalocha . . . .	719	1.49	148.68
Lanfuro . . . .	98	*	*
Akililna Mohr	*	*	*
Alicho Woriro	*	*	*
Endegagn . . .	-	-	-
Hadiya	29165	1123.3	112308.3
Misha . . . . .	*	*	*
Lemo . . . . .	*	*	*
Badawacho . .	25473	810.67	81045.24
Soro . . . . .	*	*	*
Kembata Alaba Tembaro	34873	1791.46	179145.6
Omo Sheleko .	12904	772.81	77280.96
Angacha . . . .	205	0.49	49.22
Kedida Gamela	7063	203.7	20370.13
Alaba . . . . .	475	*	*
Kacha Bira . .	14227	812.59	81259.09
Sidama Zone . .	72082	2687.25	268725.3
Shebedino . . .	15808	503.98	50398.09
Awasa . . . . .	1219	58.85	5884.95
Arbegona . . . .	*	*	*
Dale . . . . .	30611	1196.42	119641.9
Aleta Wendo .	18213	704.08	70408.13
Dara . . . . .	1873	48.6	4859.74
Hula . . . . .	*	*	*
Bensa . . . . .	1044	18.88	1887.95
Aroresa . . . .	1372	29.38	2938.31
Gedio	8413	202.23	20223.11
Wenago . . . . .	4020	112.39	11239.31
Yirgachefe . .	1091	*	*
Kochere . . . .	2975	65.81	6581.17
Bule . . . . .	328	3.82	381.63
Wolayita	204888	12910.54	1291054
Sodo Zuria . .	31360	2592.48	259248
Boloso Sore . .	49226	2729.44	272944
Damot Gale . .	36950	2120.36	212036.2
Damot Wayde .	22941	1775.91	177591
Kindo Koysa .	31293	1703.27	170327.2
Offa . . . . .	22267	1252.16	125216.4
Humbo . . . . .	10852	736.91	73691.02
South Omo Zone.	4295	140.4	14040.2
Selamago . . .	856	40.94	4093.84
Bako Gazer . .	2847	85.62	8562.03
Gelila . . . . .	148	2.37	237.23
Hamer . . . . .	*	*	*

CONTD

Bena Tsemay .	429	10.92	1092.19
Shaka	420	*	*
Masha . . . .	*	*	*
Anderacha . .	57	0.26	25.58
Yeki . . . . .	339	*	*
Kaffa	1198	15.92	1592.09
Telo . . . . .	*	*	*
Cheta . . . . .	39	0.56	55.64
Decha . . . . .	441	*	*
Menjiwo . . .	*	*	*
Gimbo . . . . .	219	2.54	254.29
Gewata . . . .	166	*	*
Chena . . . . .	130	*	*
Bitu . . . . .	*	*	*
Gesha Daka . .	*	*	*
Saylem . . . .	*	*	*
Gamo Gofa	77836	4190.42	419041.6
Arba Minch Zuria	9341	643.37	64337.4
Boreda . . . .	8011	586.67	58666.57
Mirab Abaya .	3298	211.35	21135.02
Chencha . . . .	*	*	*
Kemba . . . . .	6513	458.16	45815.51
Bonkie . . . . .	5119	262.17	26216.74
Dita . . . . .	3230	116.49	11648.55
Daramalo . . .	5318	249.93	24992.62
Kucha . . . . .	18504	1014.64	101463.7
Gofa Zuria . .	10602	390.45	39045.43
Zala . . . . .	3794	177.37	17736.84
Uba Deber Tse	557	12.14	1214.05
Melekoza . . .	2797	35.23	3523.24
Bench-Maji	904	*	*
Shewa Bench .	*	*	*
Bench . . . . .	*	*	*
Bero . . . . .	-	-	-
Maji . . . . .	*	*	*
Menit Goldiya	67	*	*
Menit Shasha.	55	*	*
Sheko . . . . .	44	*	*
Yem Special Wer	1237	24.12	2412.19
Yem . . . . .	1237	24.12	2412.19
Amaro Special W	1855	38.73	3872.67
Amaro . . . . .	1855	38.73	3872.67
Burji Special W	227	3.64	364.27
Burji . . . . .	227	3.64	364.27
Konso Special W	1238	14.44	1443.91
Konso . . . . .	1238	14.44	1443.91
Dirashe Special	666	14.75	-
Dirashe . . . .	666	14.75	-
Dawro . . . . .	8341	242.79	24278.77
Mareka Wereda	329	*	*
Gena Bosa Wer	1922	72.57	7257.32
Gedo Walcha W	5441	151.53	15152.88
Isara Wereda.	234	3.1	310
Gorka Bersa W	416	8.28	828.02
Basketo Special	4157	146.3	14630.49
Basketo . . . .	4157	146.3	14630.49
Konta Special W	168	1.83	183.22
Ela . . . . .	168	1.83	183.22

TABLE 5.3 ESTIMATES OF HOLDERS, AREA PRODUCTION AND YIELD OF  
TEMPORARY CROP FOR PRIVATE PEASANT HOLDERS FOR  
BELG SEASON 2001/02 (1994 E.C.)

RURAL HOLDINGS

S.N.N.P.R. REGION

Crop	Holders	Area		Production		Production Yield QT/HA
		Hectares	%	Quintals	%	
TOTAL	1697839	306869.7		6131559		
Grain Crop	1418852	258630	100	2431626	100	
Cereals	1312778	209526.4	81.01	2015563	82.89	
Teff	42570	12071.96	4.67	48004.95	1.97	3.98
Barley	101446	9938.5	3.84	61677.57	2.54	6.21
Wheat	11409	1541.58	0.6	11226.05	0.46	7.28
Maize	1246463	160787.6	62.17	1748838	71.92	10.88
Sorghum	98807	24138.93	9.33	136728	5.62	5.66
Finger Millet	10757	1008.71	0.39	*	*	*
Oats/'Aja'	823	*	*	*	*	*
Rice	783	-	-	-	-	-
Pulses	750906	48636.02	18.81	411367.7	16.92	
Horse beans	23302	1107.47	0.43	17752.53	0.73	16.03
Field peas	14067	1467.75	0.57	7851	0.32	5.35
Haricot beans	732446	45873.48	17.74	383106.9	15.76	8.35
Chick-peas	690	44.43	0.02	*	*	*
Lentils	1526	80.65	0.03	*	*	*
Vetch	235	*	*	-	-	-
Soya bean	539	8.72	-	-	-	-
Fenugreek	2529	39.23	0.02	*	*	*
Gibto	*	*	*	-	-	-
Oilseeds	18703	467.58	0.18	*	*	*
Neug	*	*	*	*	*	*
Linseed	253	*	*	*	*	*
Groundnut	3714	397.53	0.15	*	*	*
Sunflower	1992	49.44	0.02	62.71	-	1.27
Sesame	252	7.99	-	*	*	*
Rapeseed	12429	-	-	-	-	-
Vegetables	442333	6823.31	100	581240.9	100	
Lettuce	486	*	*	*	*	*
Head Cabbage	2363	62.98	0.92	1819.56	0.31	28.89
Ethiopian	434856	6567.43	96.25	550980.8	94.79	83.9
Tomatoes	1469	20.39	0.3	*	*	*
Green pepper	8692	*	*	*	*	*
Red pepper	1452	28.71	0.42	*	*	*
Swiss chan	226	*	*	*	*	*
Root crops	741686	41416.4	100	3118692	100	
Beetroot	1632	21.44	0.05	218.13	-	10.17
Carrot	1162	18.28	0.04	*	*	*
Onion	34626	539.44	1.3	20026.17	0.64	37.12
Potatoes	498439	27303.22	65.92	2558395	82.03	93.7
Garlic	63612	292.45	0.71	*	*	*
Taro/Godere	96879	2260.11	5.46	73088.72	2.34	32.34
Sweet potatoes	207171	10981.45	26.51	420631.4	13.49	38.3

TABLE 5.3.1 ESTIMATES OF HOLDERS, AREA PRODUCTION AND YIELD OF  
TEMPORARY CROP FOR PRIVATE PEASANT HOLDERS FOR  
BELG SEASON 2001/02 (1994 E.C.)

RURAL HOLDINGS

GURAGE ZONE

Crop	Holders	Area		Quintals	%	Production Yield QT/HA
		Hectares	%			
TOTAL	174707	10280.01		425056.6		
Grain Crop	73872	3405.75	100	30616.74	100	
Cereals	63810	2795.63	82.09	25372.98	82.87	
Teff	1256	153.11	4.5	100.57	0.33	0.66
Barley	*	*	*	*	*	*
Wheat	*	*	*	*	*	*
Maize	62675	2571.91	75.52	25245.01	82.45	9.82
Sorghum	*	*	*	-	-	-
Finger Millet	-	-	-	-	-	-
Oats/'Aja'	-	-	-	-	-	-
Rice	*	-	-	-	-	-
Pulses	22316	609.88	17.91	5243.25	17.13	
Horse beans	4273	115.55	3.39	*	*	*
Field peas	-	-	-	-	-	-
Haricot beans	18051	493.94	14.5	3744.82	12.23	7.58
Chick-peas	-	-	-	-	-	-
Lentils	-	-	-	-	-	-
Vetch	-	-	-	-	-	-
Soya bean	-	-	-	-	-	-
Fenugreek	*	*	*	*	*	*
Gibto	*	-	-	-	-	-
Oilseeds	6348	*	*	*	*	*
Neug	*	*	*	*	*	*
Linseed	-	-	-	-	-	-
Groundnut	*	*	*	-	-	-
Sunflower	-	-	-	-	-	-
Sesame	-	-	-	-	-	-
Rapeseed	6273	-	-	-	-	-
Vegetables	36137	462.63	100	21098.66	100	
Lettuce	*	*	*	*	*	*
Head Cabbage	1108	*	*	*	*	*
Ethiopian	33227	339.84	73.46	20322.76	96.32	59.8
Tomatoes	396	*	*	*	*	*
Green pepper	*	*	*	*	*	*
Red pepper	490	*	*	*	*	*
Swiss chan	144	0.27	0.06	*	*	*
Root crops	117060	6411.64	100	373341.2	100	
Beetroot	578	*	*	*	*	*
Carrot	163	*	*	*	*	*
Onion	2538	*	*	212.55	0.06	*
Potatoes	113081	6318.5	98.55	371958.2	99.63	58.87
Garlic	9509	11.09	0.17	1100.81	0.29	99.26
Taro/Godere	2821	30.91	0.48	*	*	*
Sweet potatoes	369	*	*	*	*	*

TABLE 5.3.2 ESTIMATES OF HOLDERS, AREA PRODUCTION AND YIELD OF  
TEMPORARY CROP FOR PRIVATE PEASANT HOLDERS FOR  
BELG SEASON 2001/02 (1994 E.C.)

RURAL HOLDINGS

HADIYA ZONE

Crop	Holders	Area		Production		Production Yield QT/HA
		Hectares	%	Quintals	%	
TOTAL	195493	27993.24		1245384		
Grain Crop	167897	17762.03	100	178608.4	100	
Cereals	160745	10237.94	57.64	123559.9	69.18	
Teff	2353	192.23	1.08	96.12	0.05	0.5
Barley	9552	764.31	4.3	*	*	*
Wheat	-	-	-	-	-	-
Maize	159695	9134.99	51.43	119319.5	66.81	13.06
Sorghum	4837	144.5	0.81	*	*	*
Finger Millet	*	*	*	-	-	-
Oats/'Aja'	*	*	*	*	*	*
Rice	*	-	-	-	-	-
Pulses	83961	7522.47	42.35	55048.49	30.82	
Horse beans	*	*	*	*	*	*
Field peas	-	-	-	-	-	-
Haricot beans	83337	7496.02	42.2	55039.46	30.82	7.34
Chick-peas	*	*	*	*	*	*
Lentils	-	-	-	-	-	-
Vetch	-	-	-	-	-	-
Soya bean	*	*	*	-	-	-
Fenugreek	*	*	*	-	-	-
Gibto	-	-	-	-	-	-
Oilseeds	*	*	*	-	-	-
Neug	-	-	-	-	-	-
Linseed	-	-	-	-	-	-
Groundnut	*	*	*	-	-	-
Sunflower	*	*	*	-	-	-
Sesame	-	-	-	-	-	-
Rapeseed	*	-	-	-	-	-
Vegetables	64032	880.36	100	88238.85	100	
Lettuce	-	-	-	-	-	-
Head Cabbage	*	*	*	-	-	-
Ethiopian	63800	879.69	99.92	88238.81	100	100.31
Tomatoes	*	*	*	*	*	*
Green pepper	*	*	*	-	-	-
Red pepper	-	-	-	-	-	-
Swiss chan	-	-	-	-	-	-
Root crops	137480	9350.86	100	978537.1	100	
Beetroot	*	*	*	*	*	*
Carrot	*	*	*	*	*	*
Onion	4922	*	*	2217.56	0.23	*
Potatoes	118071	7301.53	78.08	946384.8	96.71	129.61
Garlic	19922	51.35	0.55	6078.11	0.62	118.37
Taro/Godere	3474	51.27	0.55	*	*	*
Sweet potatoes	22938	1861.09	19.9	23807.19	2.43	12.79

TABLE 5.3. ESTIMATES OF HOLDERS, AREA PRODUCTION AND YIELD OF  
TEMPORARY CROP FOR PRIVATE PEASANT HOLDERS FOR  
BELG SEASON 2001/02 (1994 E.C.)

RURAL HOLDINGS

KEMBATA ALABA TEMBAROEMBARO ZONE

Crop	Holders	Area		Production		Production Yield QT/HA
		Hectares	%	Quintals	%	
TOTAL	114061	18564.85		776405.1		
Grain Crop	101482	12195.03	100	181814.8	100	
Cereals	88106	7243.85	59.4	161849.7	89.02	
Teff	494	21.51	0.18	39.99	0.02	1.86
Barley	6128	386.8	3.17	388.55	0.21	1
Wheat	-	-	-	-	-	-
Maize	85842	6648.8	54.52	161305.4	88.72	24.26
Sorghum	3612	182.74	1.5	*	*	*
Finger Millet	-	-	-	-	-	-
Oats/'Aja'	150	4	0.03	*	*	*
Rice	140	-	-	-	-	-
Pulses	65080	4950.36	40.59	19965.08	10.98	
Horse beans	279	*	*	*	*	*
Field peas	*	*	*	*	*	*
Haricot beans	64776	4913.68	40.29	19902.47	10.95	4.05
Chick-peas	*	*	*	-	-	-
Lentils	-	-	-	-	-	-
Vetch	-	-	-	-	-	-
Soya bean	*	*	*	-	-	-
Fenugreek	*	*	*	*	*	*
Gibto	*	*	*	-	-	-
Oilseeds	1902	*	*	-	-	-
Neug	-	-	-	-	-	-
Linseed	-	-	-	-	-	-
Groundnut	*	*	*	-	-	-
Sunflower	-	-	-	-	-	-
Sesame	-	-	-	-	-	-
Rapeseed	1875	-	-	-	-	-
Vegetables	11289	146.52	100	13957.66	100	
Lettuce	*	*	*	-	-	-
Head Cabbage	*	*	*	*	*	*
Ethiopian	10755	127.55	87.05	13116.99	93.98	102.84
Tomatoes	*	*	*	*	*	*
Green pepper	*	*	*	*	*	*
Red pepper	*	*	*	-	-	-
Swiss chan	-	-	-	-	-	-
Root crops	81433	6223.3	100	580632.7	100	
Beetroot	*	*	*	*	*	*
Carrot	*	*	*	*	*	*
Onion	3480	101.25	1.63	*	*	*
Potatoes	62557	4461.39	71.69	465896.5	80.24	104.43
Garlic	4364	60.37	0.97	*	*	*
Taro/Godere	8504	192.53	3.09	*	*	*
Sweet potatoes	21902	1396.23	22.44	104818.3	18.05	75.07

TABLE 5.3.4 ESTIMATES OF HOLDERS, AREA PRODUCTION AND YIELD OF  
TEMPORARY CROP FOR PRIVATE PEASANT HOLDERS FOR  
BELG SEASON 2001/02 (1994 E.C.)

RURAL HOLDINGS

SIDAMA ZONE

Crop	Holders	Area		Quintals	%	Production Yield QT/HA
		Hectares	%			
TOTAL	288477	21104.46		592120		
Grain Crop	242535	15694.58	100	237419.9	100	
Cereals	231734	11977.17	76.31	176940.6	74.53	
Teff	*	*	*	*	*	*
Barley	664	*	*	*	*	*
Wheat	*	*	*	*	*	*
Maize	231322	11918.41	75.94	176645.7	74.4	14.82
Sorghum	*	*	*	-	-	-
Finger Millet	*	*	*	-	-	-
Oats/'Aja'	-	-	-	-	-	-
Rice	*	-	-	-	-	-
Pulses	122512	3715.33	23.67	60479.31	25.47	
Horse beans	*	*	*	*	*	*
Field peas	*	*	*	-	-	-
Haricot beans	122231	3708.9	23.63	60454.59	25.46	16.3
Chick-peas	*	*	*	-	-	-
Lentils	*	*	*	-	-	-
Vetch	-	-	-	-	-	-
Soya bean	-	-	-	-	-	-
Fenugreek	*	*	*	-	-	-
Gibto	-	-	-	-	-	-
Oilseeds	*	*	*	-	-	-
Neug	-	-	-	-	-	-
Linseed	-	-	-	-	-	-
Groundnut	*	*	*	-	-	-
Sunflower	-	-	-	-	-	-
Sesame	-	-	-	-	-	-
Rapeseed	*	-	-	-	-	-
Vegetables	174124	2658.01	100	268028.3	100	
Lettuce	*	*	*	-	-	-
Head Cabbage	*	*	*	*	*	*
Ethiopian	173590	2635.09	99.14	252322.4	94.14	95.75
Tomatoes	-	-	-	-	-	-
Green pepper	1968	*	*	*	*	*
Red pepper	419	*	*	-	-	-
Swiss chan	-	-	-	-	-	-
Root crops	47713	*	*	86671.83	100	
Beetroot	*	*	*	-	-	-
Carrot	-	-	*	-	-	-
Onion	*	*	*	*	*	*
Potatoes	23639	*	*	77046.68	88.89	*
Garlic	2618	*	*	*	*	*
Taro/Godere	8592	67.14	*	*	*	*
Sweet potatoes	11719	238.78	*	3900.78	4.5	16.34

TABLE 5.3.5 ESTIMATES OF HOLDERS, AREA PRODUCTION AND YIELD OF  
TEMPORARY CROP FOR PRIVATE PEASANT HOLDERS FOR  
BELG SEASON 2001/02 (1994 E.C.)  
RURAL HOLDINGS

GEDEO ZONE

Crop	Holders	Area		Quintals	%	Production Yield QT/HA
		Hectares	%			
TOTAL	66036	1123.02		122035.6		
Grain Crop	36346	503.27	100	10001.46	100	
Cereals	32654	410.39	81.54	5291.26	52.9	
Teff	*	*	*	*	*	*
Barley	1052	66.27	13.17	*	*	*
Wheat	*	-	-	-	-	-
Maize	31577	339.34	67.43	5037.09	50.36	14.84
Sorghum	*	*	*	-	-	-
Finger Millet	-	-	-	-	-	-
Oats/'Aja'	-	-	-	-	-	-
Rice	*	-	-	-	-	-
Pulses	11057	92.2	18.32	*	*	*
Horse beans	*	*	*	-	-	-
Field peas	*	*	*	-	-	-
Haricot beans	10919	91.45	18.17	*	*	*
Chick-peas	-	-	-	-	-	-
Lentils	-	-	-	-	-	-
Vetch	-	-	-	-	-	-
Soya bean	-	-	-	-	-	-
Fenugreek	-	-	-	-	-	-
Gibto	-	-	-	-	-	-
Oilseeds	*	*	*	-	-	-
Neug	-	-	-	-	-	-
Linseed	*	*	*	-	-	-
Groundnut	-	-	-	-	-	-
Sunflower	*	*	*	-	-	-
Sesame	-	-	-	-	-	-
Rapeseed	*	-	-	-	-	-
Vegetables	58486	548.77	100	109602.5	100	
Lettuce	*	*	*	-	-	-
Head Cabbage	*	*	*	-	-	-
Ethiopian	58449	544.62	99.24	103392.4	94.33	189.84
Tomatoes	*	*	*	-	-	-
Green pepper	812	*	*	*	*	*
Red pepper	*	*	*	*	*	*
Swiss chan	-	-	-	-	-	-
Root crops	11352	70.98	100	2431.62	100	
Beatroot	-	-	-	-	-	-
Carrot	*	*	*	-	-	-
Onion	792	*	*	*	*	*
Potatoes	983	3.22	4.54	*	*	*
Garlic	3516	19.84	27.95	*	*	*
Taro/Godere	5277	18.31	25.8	*	*	*
Sweet potatoes	1021	*	*	*	*	*

TABLE 5.3.6 ESTIMATES OF HOLDERS, AREA PRODUCTION AND YIELD OF  
TEMPORARY CROP FOR PRIVATE PEASANT HOLDERS FOR  
BELG SEASON 2001/02 (1994 E.C.)

RURAL HOLDINGS

WOLAITA ZONE

Crop	Holders	Area		Quintals	%	Production Yield QT/HA
		Hectares	%			
TOTAL	235915	32936.47		724278.1		
Grain Crop	218221	23112.86	100	155155.6	100	
Cereals	185903	13294.08	57.52	59009.74	38.03	
Teff	8781	873.2	3.78	947.43	0.61	1.09
Barley	7507	352.52	1.53	637.95	0.41	1.81
Wheat	-	-	-	-	-	-
Maize	180799	11838.5	51.22	56877.51	36.66	4.8
Sorghum	10383	224.56	0.97	413.45	0.27	1.84
Finger Millet	*	*	*	*	*	*
Oats/'Aja'	*	*	*	*	*	*
Rice	*	-	-	-	-	-
Pulses	164517	9818.78	42.48	96145.84	61.97	
Horse beans	*	*	*	*	*	*
Field peas	3370	264.22	1.14	674.88	0.44	2.55
Haricot beans	163995	9544.23	41.29	95394.09	61.48	9.99
Chick-peas	-	-	-	-	-	-
Lentils	-	-	-	-	-	-
Vetch	*	*	*	-	-	-
Soya bean	-	-	-	-	-	-
Fenugreek	-	-	-	-	-	-
Gibto	-	-	-	-	-	-
Oilseeds	-	-	-	-	-	-
Neug	-	-	-	-	-	-
Linseed	-	-	-	-	-	-
Groundnut	-	-	-	-	-	-
Sunflower	-	-	-	-	-	-
Sesame	-	-	-	-	-	-
Rapeseed	-	-	-	-	-	-
Vegetables	6630	67.46	100	*	*	*
Lettuce	-	-	-	-	-	*
Head Cabbage	-	-	-	-	-	*
Ethiopian	6068	60.61	89.85	*	*	*
Tomatoes	*	*	*	*	*	*
Green pepper	470	*	*	*	*	*
Red pepper	*	*	*	-	-	*
Swiss chan	-	-	-	-	-	*
Root crops	168143	9756.14	100	564461.9	100	
Beetroot	*	*	*	*	*	*
Carrot	*	*	*	*	*	*
Onion	2119	35.02	0.36	*	*	*
Potatoes	95763	3413.84	34.99	388750	68.87	113.87
Garlic	6180	42.67	0.44	*	*	*
Taro/Godere	13977	237.78	2.44	*	*	*
Sweet potatoes	114411	6008.86	61.59	165174.9	29.26	27.49

TABLE 5.3.7 ESTIMATES OF HOLDERS, AREA PRODUCTION AND YIELD OF TEMPORARY CROP FOR PRIVATE PEASANT HOLDERS FOR BELG SEASON 2001/02 (1994 E.C.)

RURAL HOLDINGS

SOUTH OMO ZONE

Crop	Holders	Area		Production		Production Yield QT/HA
		Hectares	%	Quintals	%	
TOTAL	47487	16883.45		180083.1		
Grain Crop	47119	16714.58	100	171834.1	100	
Cereals	46934	15200.9	90.94	163493.7	95.15	
Teff	115	14.33	0.09	*	*	*
Barley	*	*	*	*	*	*
Wheat	*	*	*	*	*	*
Maize	39590	9347.34	55.92	104115	60.59	11.14
Sorghum	19857	5563.6	33.29	57532.11	33.48	10.34
Finger Millet	1746	196.24	1.17	*	*	*
Oats/'Aja'	-	-	-	-	-	-
Rice	*	-	-	-	-	-
Pulses	20312	1472.02	8.81	8295.36	4.83	
Horse beans	*	*	*	*	*	*
Field peas	*	*	*	*	*	*
Haricot beans	19863	1355.27	8.11	8271.1	4.81	6.1
Chick-peas	-	-	-	-	-	-
Lentils	-	-	-	-	-	-
Vetch	-	-	-	-	-	-
Soya bean	-	-	-	-	-	-
Fenugreek	-	-	-	-	-	-
Gibto	-	-	-	-	-	-
Oilseeds	1452	41.66	0.25	45.1	0.03	
Neug	-	-	-	-	-	-
Linseed	-	-	-	-	-	-
Groundnut	*	*	*	*	*	*
Sunflower	1266	37.7	0.23	*	*	*
Sesame	*	*	*	-	-	-
Rapeseed	-	-	-	-	-	-
Vegetables	2499	48.08	100	*	*	*
Lettuce	-	-	-	-	-	-
Head Cabbage	-	-	-	-	-	-
Ethiopian	2477	48	99.83	*	*	*
Tomatoes	*	*	*	-	-	-
Green pepper	*	*	*	-	-	-
Red pepper	-	-	-	-	-	-
Swiss chan	-	-	-	-	-	-
Root crops	4592	120.79	100	*	*	*
Beetroot	-	-	-	-	-	-
Carrot	-	-	-	-	-	-
Onion	1436	24.58	20.35	288.92	*	11.75
Potatoes	609	*	*	*	*	*
Garlic	*	*	*	*	*	*
Taro/Godere	1779	45.21	37.43	*	*	*
Sweet potatoes	786	30.32	25.1	*	*	*

TABLE 5.3.8 ESTIMATES OF HOLDERS, AREA PRODUCTION AND YIELD OF  
TEMPORARY CROP FOR PRIVATE PEASANT HOLDERS FOR  
BELG SEASON 2001/02 (1994 E.C.)

RURAL HOLDINGS

SHAKA ZONE

Crop	Holders	Area		Quintals	%	Production Yield QT/HA
		Hectares	%			
TOTAL	26775	7332.26		57403.37		
Grain Crop	26531	7113.74	100	51233.79	100	
Cereals	26476	6719.48	94.46	49573.9	96.76	
Teff	*	*	*	*	*	*
Barley	33	*	*	*	*	*
Wheat	-	-	-	-	-	-
Maize	26378	6422.15	90.28	47480.12	92.67	7.39
Sorghum	*	3.8	0.05	*	*	*
Finger Millet	2227	265.48	3.73	*	*	*
Oats/'Aja'	-	-	-	-	-	-
Rice	-	-	-	-	-	-
Pulses	7700	394.27	5.54	1659.88	3.24	
Horse beans	1348	54.65	0.77	330.74	0.65	6.05
Field peas	-	-	-	-	-	-
Haricot beans	6755	339.39	4.77	1329.14	2.59	3.92
Chick-peas	-	-	-	-	-	-
Lentils	*	*	*	-	-	-
Vetch	-	-	-	-	-	-
Soya bean	-	-	-	-	-	-
Fenugreek	*	*	*	-	-	-
Gibto	-	-	-	-	-	-
Oilseeds	293	-	-	-	-	-
Neug	-	-	-	-	-	-
Linseed	-	-	-	-	-	-
Groundnut	-	-	-	-	-	-
Sunflower	-	-	-	-	-	-
Sesame	-	-	-	-	-	-
Rapeseed	293	-	-	-	-	-
Vegetables	2983	49.34	100	4207.9	100	
Lettuce	-	-	-	-	-	-
Head Cabbage	*	*	*	-	-	-
Ethiopian	2792	45.26	91.73	3572.06	84.89	78.92
Tomatoes	*	*	*	*	*	*
Green pepper	252	*	*	*	*	*
Red pepper	*	*	*	-	-	-
Swiss chan	-	-	-	-	-	-
Root crops	3836	169.18	100	1961.69	100	
Beetroot	*	*	*	-	-	-
Carrot	-	-	-	-	-	-
Onion	*	*	*	*	*	*
Potatoes	1310	*	*	*	*	*
Garlic	602	*	*	137.42	7.01	*
Taro/Godere	1380	26.45	15.63	*	*	*
Sweet potatoes	*	*	*	*	*	*

TABLE 5.3.9 ESTIMATES OF HOLDERS, AREA PRODUCTION AND YIELD OF  
TEMPORARY CROP FOR PRIVATE PEASANT HOLDERS FOR  
BELG SEASON 2001/02 (1994 E.C.)

RURAL HOLDINGS

KAFFA ZONE

Crop	Holders	Area		Production		Production Yield QT/HA
		Hectares	%	Quintals	%	
TOTAL	113157	38163.74		281871.7		
Grain Crop	111331	37288.17	100	263709.4	100	
Cereals	102562	33866.25	90.82	238041.1	90.27	
Teff	2159	219.96	0.59	1534.76	0.58	6.98
Barley	15749	3430.84	9.2	15769.72	5.98	4.6
Wheat	*	*	*	*	*	*
Maize	97455	29962.65	80.35	218442.2	82.83	7.29
Sorghum	2030	*	*	*	*	*
Finger Millet	131	14.52	0.04	*	*	*
Oats/'Aja'	*	*	*	*	*	*
Rice	-	-	-	-	-	-
Pulses	40178	3421.59	9.18	25668.29	9.73	
Horse beans	5180	418.65	1.12	9264.47	3.51	22.13
Field peas	185	10.13	0.03	*	*	*
Haricot beans	37092	2991.95	8.02	16362.43	6.2	5.47
Chick-peas	-	-	-	-	-	-
Lentils	-	-	-	-	-	-
Vetch	*	*	*	-	-	-
Soya bean	-	-	-	-	-	-
Fenugreek	*	*	*	-	-	-
Gibto	-	-	-	-	-	-
Oilseeds	630	*	*	-	-	-
Neug	-	-	-	-	-	-
Linseed	-	-	-	-	-	-
Groundnut	-	-	-	-	-	-
Sunflower	-	-	-	-	-	-
Sesame	*	*	*	-	-	-
Rapeseed	608	-	-	-	-	-
Vegetables	21543	680.68	100	*	*	
Lettuce	-	-	-	-	-	-
Head Cabbage	320	*	*	*	*	*
Ethiopian	20943	660.28	97	*	*	*
Tomatoes	*	*	*	-	-	-
Green pepper	1129	4.06	0.6	158.79	*	39.11
Red pepper	*	*	*	-	*	-
Swiss chan	*	*	*	-	*	-
Root crops	10665	194.89	100	9127.08	100	
Beetroot	217	1.13	0.58	*	*	*
Carrot	-	-	-	-	-	-
Onion	1231	11.32	5.81	861.85	9.44	76.14
Potatoes	4033	98.76	50.67	*	*	*
Garlic	3763	17.69	9.08	763.17	8.36	43.14
Taro/Godere	2294	56.1	28.79	811.28	8.89	14.46
Sweet potatoes	313	9.9	5.08	*	*	*

TABLE 5.3.10 ESTIMATES OF HOLDERS, AREA PRODUCTION AND YIELD OF  
TEMPORARY CROP FOR PRIVATE PEASANT HOLDERS FOR  
BELG SEASON 2001/02 (1994 E.C.)

RURAL HOLDINGS

GAMU GOFA ZONE

Crop	Holders	Area		Production		Production Yield QT/HA
		Hectares	%	Quintals	%	
TOTAL	201589	47982.81		655652.9		
Grain Crop	169269	43077.66	100	320374	100	
Cereals	162041	36807.97	85.45	264143.3	82.45	
Teff	4516	727.37	1.69	2766.69	0.86	3.8
Barley	41346	3045.08	7.07	33356.47	10.41	10.95
Wheat	3011	267.83	0.62	2781.06	0.87	10.38
Maize	133890	30030.14	69.71	211952.5	66.16	7.06
Sorghum	14463	2665.03	6.19	13132.72	4.1	4.93
Finger Millet	613	*	*	*	*	*
Oats/'Aja'	119	*	*	*	*	*
Rice	-	-	-	-	-	-
Pulses	89852	5874.84	13.64	51595.49	16.1	
Horse beans	4692	119.54	0.28	*	*	*
Field peas	5536	754.14	1.75	*	*	*
Haricot beans	86376	4967.5	11.53	38807.83	12.11	7.81
Chick-peas	*	*	*	*	*	*
Lentils	*	*	*	*	*	*
Vetch	-	-	-	-	-	-
Soya bean	-	-	-	-	-	-
Fenugreek	1415	14.6	0.03	*	*	*
Gibto	-	-	-	-	-	-
Oilseeds	3659	394.85	0.92	*	*	*
Neug	*	*	*	*	*	*
Linseed	*	*	*	*	*	*
Groundnut	3229	386.21	0.9	*	*	*
Sunflower	150	1.63	-	*	*	*
Sesame	*	*	*	*	*	*
Rapeseed	*	-	-	-	-	-
Vegetables	18117	399.15	100	31288.4	100	
Lettuce	-	-	-	-	-	-
Head Cabbage	*	*	*	-	-	-
Ethiopian	17536	377.46	94.57	30909.04	98.79	81.89
Tomatoes	*	*	*	*	*	*
Green pepper	486	*	*	*	*	*
Red pepper	*	*	*	*	*	*
Swiss chan	*	*	*	-	-	-
Root crops	101087	4506.01	100	303990.5	100	
Beetroot	*	*	*	*	*	*
Carrot	*	*	*	*	*	*
Onion	8121	80.8	1.79	2533.64	0.83	31.36
Potatoes	64005	2847.23	63.19	156056.8	51.34	54.81
Garlic	7986	34.7	0.77	*	*	*
Taro/Godere	16374	482.96	10.72	21987.57	7.23	45.53
Sweet potatoes	25904	1060.12	23.53	94433.99	31.06	89.08

TABLE 5.3.1 ESTIMATES OF HOLDERS, AREA PRODUCTION AND YIELD OF  
TEMPORARY CROP FOR PRIVATE PEASANT HOLDERS FOR  
BELG SEASON 2001/02 (1994 E.C.)

RURAL HOLDINGS

BENCH MAJI ZONE

Crop	Holders	Area		Production		Production Yield QT/HA
		Hectares	%	Quintals	%	
TOTAL	90098	22923.06		565099.6		
Grain Crop	87627	21442.25	100	520158.4	100	
Cereals	83412	18513.87	86.34	498696.7	95.87	
Teff	457	47.1	0.22	22.89	-	0.49
Barley	3060	360.23	1.68	1117.51	0.21	3.1
Wheat	288	29.42	0.14	283.89	0.05	9.65
Maize	82579	18011.97	84	496345.3	95.42	27.56
Sorghum	277	*	*	*	*	*
Finger Millet	869	46.42	0.22	*	*	*
Oats/'Aja'	-	-	-	-	-	-
Rice	-	-	-	-	-	-
Pulses	36172	2928.34	13.66	21461.76	4.13	
Horse beans	1296	82.93	0.39	185.61	0.04	2.24
Field peas	314	28.77	0.13	*	*	*
Haricot beans	34748	2805.21	13.08	21160.41	4.07	7.54
Chick-peas	-	-	-	-	-	-
Lentils	*	3.79	0.02	0.09	-	0.02
Vetch	-	-	-	-	-	-
Soya bean	211	4.28	0.02	-	-	-
Fenugreek	*	*	*	-	-	-
Gibto	*	*	*	-	-	-
Oilseeds	249	*	*	-	-	-
Neug	-	-	-	-	-	-
Linseed	*	*	*	-	-	-
Groundnut	-	-	-	-	-	-
Sunflower	-	-	-	-	-	-
Sesame	-	-	-	-	-	-
Rapeseed	237	-	-	-	-	-
Vegetables	28604	645.05	100	15341.9	100	
Lettuce	-	-	-	-	-	-
Head Cabbage	67	*	*	-	-	-
Ethiopian	27639	619.79	96.08	14729.36	96.01	23.77
Tomatoes	*	*	*	*	*	*
Green pepper	1756	12.42	1.93	612.31	3.99	49.3
Red pepper	44	*	*	-	-	-
Swiss chan	-	-	-	-	-	-
Root crops	28088	835.76	100	29599.23	100	
Beetroot	*	*	*	-	-	-
Carrot	*	*	*	-	-	-
Onion	1723	10.03	1.2	278.91	0.94	27.81
Potatoes	216	1.69	0.2	*	*	*
Garlic	1852	6.16	0.74	2.42	-	0.39
Taro/Godere	24647	810.3	96.95	27931.18	94.36	34.47
Sweet potatoes	406	*	*	*	*	*

TABLE 5.3.12 ESTIMATES OF HOLDERS, AREA PRODUCTION AND YIELD OF TEMPORARY CROP FOR PRIVATE PEASANT HOLDERS FOR BELG SEASON 2001/02 (1994 E.C.)

RURAL HOLDINGS

YEM SPECIAL WEREDA

Crop	Holders	Area		Production		Production Yield QT/HA
		Hectares	%	Quintals	%	
TOTAL	10568	742.71		15935.38		
Grain Crop	8538	609.47	100	2522.66	100	
Cereals	7927	510.34	83.74	2502.22	99.19	
Teff	-	-	-	-	-	
Barley	2799	328.48	53.9	257.04	10.19	0.78
Wheat	-	-	-	-	-	
Maize	6778	175.65	28.82	2172.03	86.1	12.37
Sorghum	167	*	*	*	*	*
Finger Millet	-	-	-	-	-	
Oats/'Aja'	-	-	-	-	-	
Rice	-	-	-	-	-	
Pulses	3581	99.13	16.27	*	*	*
Horse beans	*	*	*	*	*	*
Field peas	-	-	-	-	-	
Haricot beans	3542	95.9	15.74	-	-	
Chick-peas	-	-	-	-	-	
Lentils	-	-	-	-	-	
Vetch	-	-	-	-	-	
Soya bean	-	-	-	-	-	
Fenugreek	*	*	*	*	*	*
Gibto	-	-	-	-	-	
Oilseeds	*	-	-	-	-	
Neug	-	-	-	-	-	
Linseed	-	-	-	-	-	
Groundnut	-	-	-	-	-	
Sunflower	-	-	-	-	-	
Sesame	-	-	-	-	-	
Rapeseed	*	-	-	-	-	
Vegetables	6206	40.17	100	*	*	*
Lettuce	-	-	-	-	-	
Head Cabbage	-	-	-	-	-	
Ethiopian	6206	38.97	97.01	*	*	*
Tomatoes	*	*	*	*	*	*
Green pepper	*	*	*	*	*	*
Red pepper	*	*	*	*	*	*
Swiss chan	*	*	*	*	*	*
Root crops	4246	93.08	100	*	*	*
Beetroot	*	*	*	*	*	*
Carrot	-	-	-	-	-	
Onion	*	*	*	*	*	*
Potatoes	3643	69.38	74.54	*	*	*
Garlic	*	0.79	0.85	*	*	*
Taro/Godere	660	21.87	23.5	-	*	*
Sweet potatoes	*	*	*	*	*	*

TABLE 5.3.13 ESTIMATES OF HOLDERS, AREA PRODUCTION AND YIELD OF TEMPORARY CROP FOR PRIVATE PEASANT HOLDERS FOR BELG SEASON 2001/02 (1994 E.C.)

RURAL HOLDINGS

AMARO SPECIAL WEREDA

Crop	Holders	Area		Quintals	%	Production Yield QT/HA
		Hectares	%			
TOTAL	12779	3143.74		25038.14		
Grain Crop	12472	3089.31	100	20217.51	100	
Cereals	11803	2583.31	83.62	9650.64	47.73	
Teff	3378	914.36	29.6	1066.38	5.27	1.17
Barley	2435	224.86	7.28	*	*	*
Wheat	505	76.91	2.49	*	*	*
Maize	9475	1324.19	42.86	8037.45	39.75	6.07
Sorghum	496	*	*	*	*	*
Finger Millet	-	-	-	-	-	-
Oats/'Aja'	-	-	-	-	-	-
Rice	*	-	-	-	-	-
Pulses	8641	505.52	16.36	*	*	*
Horse beans	1020	58.88	1.91	*	*	*
Field peas	788	56.09	1.82	7.39	0.04	0.13
Haricot beans	7482	383.31	12.41	*	*	*
Chick-peas	*	*	*	-	-	-
Lentils	*	*	*	-	-	-
Vetch	*	*	*	-	-	-
Soya bean	*	*	*	-	-	-
Fenugreek	-	-	-	-	-	-
Gibto	-	-	-	-	-	-
Oilseeds	*	*	*	*	*	*
Neug	-	-	-	-	-	-
Linseed	*	*	*	*	*	*
Groundnut	-	-	-	-	-	-
Sunflower	-	-	-	-	-	-
Sesame	-	-	-	-	-	-
Rapeseed	*	-	-	-	-	-
Vegetables	1943	36.84	100	*	*	*
Lettuce	-	-	-	-	-	-
Head Cabbage	*	-	-	-	-	-
Ethiopian	1911	36.84	100	*	*	*
Tomatoes	-	-	-	-	-	-
Green pepper	-	-	-	-	-	-
Red pepper	-	-	-	-	-	-
Swiss chan	*	-	-	-	-	-
Root crops	1560	17.59	100	190.28	100	
Beetroot	-	-	-	-	-	-
Carrot	*	-	-	-	-	-
Onion	392	1.27	7.22	*	*	*
Potatoes	-	-	-	-	-	-
Garlic	774	3.57	20.3	-	-	-
Taro/Godere	-	-	-	-	-	-
Sweet potatoes	560	12.75	72.48	*	*	*

TABLE 5.3.14 ESTIMATES OF HOLDERS, AREA PRODUCTION AND YIELD OF  
TEMPORARY CROP FOR PRIVATE PEASANT HOLDERS FOR  
BELG SEASON 2001/02 (1994 E.C.)

RURAL HOLDINGS

BURJI SPECIAL WEREDA

Crop	Holders	Area		Production		Production Yield QT/HA
		Hectares	%	Quintals	%	
TOTAL	7071	5896.58		53535.28		
Grain Crop	7030	5869.48	100	51774.39	100	
Cereals	6967	5455.34	92.94	48910.6	94.47	
Teff	4706	3232.21	55.07	23194.2	44.8	7.18
Barley	2230	122.66	2.09	*	*	*
Wheat	3586	735.21	12.53	4260.97	8.23	5.8
Maize	5185	1187.86	20.24	19327.06	37.33	16.27
Sorghum	972	171.35	2.92	*	*	*
Finger Millet	*	*	*	-	-	-
Oats/'Aja'	-	-	-	-	-	-
Rice	-	-	-	-	-	-
Pulses	4857	411.11	7	2863.79	5.53	
Horse beans	541	15.17	0.26	*	*	*
Field peas	518	42.85	0.73	*	*	*
Haricot beans	4433	337.1	5.74	2270.03	4.38	6.73
Chick-peas	98	8.29	0.14	4.17	-	0.5
Lentils	110	4.55	0.08	*	*	*
Vetch	*	*	*	-	-	-
Soya bean	-	-	-	-	-	-
Fenugreek	65	*	*	*	*	*
Gibto	-	-	-	-	-	-
Oilseeds	58	*	*	-	-	-
Neug	*	*	*	-	-	-
Linseed	*	*	*	-	-	-
Groundnut	-	-	-	-	-	-
Sunflower	-	-	-	-	-	-
Sesame	-	-	-	-	-	-
Rapeseed	*	-	-	-	-	-
Vegetables	841	10.48	100	*	*	*
Lettuce	-	-	-	-	-	-
Head Cabbage	-	-	-	-	-	-
Ethiopian	841	10.48	100	*	*	*
Tomatoes	-	-	-	-	-	-
Green pepper	-	-	-	-	-	-
Red pepper	-	-	-	-	-	-
Swiss chan	-	-	-	-	-	-
Root crops	790	16.63	100	*	*	*
Beetroot	-	-	-	-	-	-
Carrot	-	-	-	-	-	-
Onion	197	2.36	14.19	*	*	*
Potatoes	392	10.57	63.56	*	*	*
Garlic	256	*	*	-	-	-
Taro/Godere	-	-	-	-	-	-
Sweet potatoes	*	*	*	*	*	*

TABLE 5.3.15 ESTIMATES OF HOLDERS, AREA PRODUCTION AND YIELD OF TEMPORARY CROP FOR PRIVATE PEASANT HOLDERS FOR BELG SEASON 2001/02 (1994 E.C.)

RURAL HOLDINGS

KONSO SPECIAL WEREDA

Crop	Holders	Area		Quintals	%	Production Yield QT/HA
		Hectares	%			
TOTAL	31540	23594.56		111125.5		
Grain Crop	31540	23561.54	100	111025.7	100	
Cereals	31540	20453.96	86.81	87164.46	78.51	
Teff	6759	2820.21	11.97	*	*	*
Barley	3608	265.72	1.13	*	*	*
Wheat	3130	379.38	1.61	*	*	*
Maize	25865	6885.56	29.22	12873.64	11.6	1.87
Sorghum	27901	9694.26	41.14	47368.7	42.66	4.89
Finger Millet	4858	408.82	1.74	*	*	*
Oats/'Aja'	-	-	-	-	-	-
Rice	*	-	-	-	-	-
Pulses	25501	3099.58	13.16	23861.27	21.49	
Horse beans	*	*	*	-	-	-
Field peas	*	*	*	*	*	*
Haricot beans	25030	3004.29	12.75	22186.48	19.98	7.38
Chick-peas	*	*	*	*	*	*
Lentils	680	47.25	0.2	*	*	*
Vetch	*	*	*	-	-	-
Soya bean	-	-	-	-	-	-
Fenugreek	*	-	-	-	-	-
Gibto	-	-	-	-	-	-
Oilseeds	*	*	*	-	-	-
Neug	-	-	-	-	-	-
Linseed	*	*	*	-	-	-
Groundnut	-	-	-	-	-	-
Sunflower	*	*	*	-	-	-
Sesame	-	-	-	-	-	-
Rapeseed	-	-	-	-	-	-
Vegetables	*	*	*	-	-	-
Lettuce	-	-	-	-	-	-
Head Cabbage	-	-	-	-	-	-
Ethiopian	*	*	*	-	-	-
Tomatoes	-	-	-	-	-	-
Green pepper	-	-	-	-	-	-
Red pepper	-	-	-	-	-	-
Swiss chan	-	-	-	-	-	-
Root crops	1115	*	*	*	*	*
Beetroot	-	-	-	-	-	-
Carrot	-	-	-	-	-	-
Onion	*	*	*	-	-	-
Potatoes	*	*	*	*	*	*
Garlic	-	-	-	-	-	-
Taro/Godere	-	-	-	-	-	-
Sweet potatoes	*	*	*	*	*	*

TABLE 5.3.16 ESTIMATES OF HOLDERS, AREA PRODUCTION AND YIELD OF  
TEMPORARY CROP FOR PRIVATE PEASANT HOLDERS FOR  
BELG SEASON 2001/02 (1994 E.C.)

RURAL HOLDINGS

DERASHE SPECIAL WEREDA

Crop	Holders	Area		Quintals	%	Production Yield QT/HA
		Hectares	%			
TOTAL	20102	15468.81		51812.09		
Grain Crop	20006	15323.98	100	43557.4	100	
Cereals	19761	13183.42	86.03	28311.07	65	
Teff	6819	2804.18	18.3	1076.16	2.47	0.38
Barley	2514	223.85	1.46	1932.64	4.44	8.63
Wheat	334	28.75	0.19	*	*	*
Maize	17918	5292.91	34.54	11907.33	27.34	2.25
Sorghum	9009	4811.29	31.4	13376.3	30.71	2.78
Finger Millet	-	-	-	-	-	-
Oats/'Aja'	*	*	*	-	-	-
Rice	-	-	-	-	-	-
Pulses	15998	2137.49	13.95	15246.33	35	
Horse beans	2173	183.76	1.2	286.44	0.66	1.56
Field peas	1016	119.4	0.78	*	*	*
Haricot beans	15633	1819.86	11.88	14473.59	33.23	7.95
Chick-peas	150	*	*	*	*	*
Lentils	*	*	*	-	-	-
Vetch	*	*	*	-	-	-
Soya bean	-	-	-	-	-	-
Fenugreek	*	*	*	*	*	*
Gibto	-	-	-	-	-	-
Oilseeds	*	*	*	-	-	-
Neug	-	-	-	-	-	-
Linseed	*	*	*	-	-	-
Groundnut	-	-	-	-	-	-
Sunflower	*	*	*	-	-	-
Sesame	*	*	*	-	-	-
Rapeseed	-	-	-	-	-	-
Vegetables	2391	64.35	100	*	*	
Lettuce	-	-	-	-	*	*
Head Cabbage	-	-	-	-	*	*
Ethiopian	2303	58.17	90.4	*	*	*
Tomatoes	-	-	-	-	*	*
Green pepper	*	*	*	*	*	*
Red pepper	*	*	*	-	*	*
Swiss chan	-	-	-	-	*	*
Root crops	2659	80.49	100	7003.78	100	
Beetroot	-	-	-	-	-	-
C. root	-	-	-	-	-	-
Onion	1751	58.95	73.24	*	*	*
Potatoes	1071	16.61	20.64	*	*	*
Garlic	267	*	*	*	*	*
Taro/Godere	-	-	-	-	-	-
Sweet potatoes	*	*	*	-	-	-

TABLE 5.3.17 ESTIMATES OF HOLDERS, AREA PRODUCTION AND YIELD OF  
TEMPORARY CROP FOR PRIVATE PEASANT HOLDERS FOR  
BELG SEASON 2001/02 (1994 E.C.)

RURAL HOLDINGS

DAWRO ZONE

Crop	Holders	Area		Quintals	%	Production Yield QT/HA
		Hectares	%			
TOTAL	39115	6346.96		83716.52		
Grain Crop	34714	5816.93	100	37492.85	100	
Cereals	28367	5026.52	86.41	33934.74	90.51	
Teff	*	*	*	*	*	*
Barley	792	134.4	2.31	*	*	*
Wheat	*	*	*	-	-	-
Maize	27663	4872.4	83.76	33717.45	89.93	6.92
Sorghum	475	17.11	0.29	-	-	-
Finger Millet	-	-	-	-	-	-
Oats/'Aja'	*	*	*	-	-	-
Rice	-	-	-	-	-	-
Pulses	14536	786.3	13.52	3558.09	9.49	
Horse beans	*	*	*	*	*	*
Field peas	-	-	-	-	-	-
Haricot beans	14497	783.71	13.47	3551.2	9.47	4.53
Chick-peas	-	-	-	-	-	-
Lentils	-	-	-	-	-	-
Vetch	*	*	*	-	-	-
Soya bean	-	-	-	-	-	-
Fenugreek	-	-	-	-	-	-
Gibto	-	-	-	-	-	-
Oilseeds	135	*	*	*	*	*
Neug	-	-	-	-	-	-
Linseed	-	-	-	-	-	-
Groundnut	*	*	*	*	*	*
Sunflower	-	-	-	-	-	-
Sesame	-	-	-	-	-	-
Rapeseed	*	-	-	-	-	-
Vegetables	5113	64.05	100	3171.5	100	
Lettuce	-	-	-	-	-	-
Head Cabbage	-	-	-	-	-	-
Ethiopian	4924	63.4	98.99	3046.57	96.06	48.05
Tomatoes	-	-	-	-	-	-
Green pepper	*	*	*	*	*	*
Red pepper	*	*	*	*	*	*
Swiss chan	-	-	-	-	-	-
Root crops	12135	465.98	100	43052.17	100	
Beetroot	*	*	*	-	-	-
Carrot	-	-	-	-	-	-
Onion	561	1.16	0.25	9.68	0.02	8.34
Potatoes	4009	95.59	20.51	26086.85	60.59	272.9
Garlic	1015	4.75	1.02	*	*	*
Taro/Godere	4237	124.95	26.81	3196.37	7.42	25.58
Sweet potatoes	4300	239.51	51.4	*	*	*

TABLE 5.3.18 ESTIMATES OF HOLDERS, AREA PRODUCTION AND YIELD OF  
TEMPORARY CROP FOR PRIVATE PEASANT HOLDERS FOR  
BELG SEASON 2001/02 (1994 E.C.)

RURAL HOLDINGS

BASKETO SPECIAL WEREDA

Crop	Holders	Area		Production		Production Yield QT/HA
		Hectares	%	Quintals	%	
TOTAL	9183	2039.17		118430.6		
Grain Crop	9055	1812.97	100	5493.08	100	
Cereals	9004	1528.81	84.33	4852.83	88.34	
Teff	-	-	-	-	-	-
Barley	614	98.65	5.44	*	*	*
Wheat	-	-	-	-	-	-
Maize	8900	1292.14	71.27	4331.76	78.86	3.35
Sorghum	1893	138.02	7.61	521	9.48	3.77
Finger Millet	-	-	-	-	-	-
Oats/'Aja'	-	-	-	-	-	-
Rice	-	-	-	-	-	-
Pulses	6535	277.61	15.31	626.51	11.41	
Horse beans	280	6.52	0.36	*	*	*
Field peas	800	46.78	2.58	27.77	0.51	0.59
Haricot beans	6155	223.29	12.32	590.62	10.75	2.65
Chick-peas	-	-	-	-	-	-
Lentils	-	-	-	-	-	-
Vetch	*	*	*	-	-	-
Soya bean	-	-	-	-	-	-
Fenugreek	-	-	-	-	-	-
Gibto	-	-	-	-	-	-
Oilseeds	281	6.55	0.36	*	*	
Neug	-	-	-	-	-	-
Linseed	-	-	-	-	-	-
Groundnut	*	*	*	-	-	-
Sunflower	230	4.94	0.27	*	*	*
Sesame	*	*	*	-	-	-
Rapeseed	-	-	-	-	-	-
Vegetables	562	10.51	100	*	*	
Lettuce	-	-	-	-	-	*
Head Cabbage	-	-	-	-	-	*
Ethiopian	562	10.51	100	*	*	*
Tomatoes	-	-	-	-	-	*
Green pepper	-	-	-	-	-	*
Red pepper	-	-	-	-	-	*
Swiss chan	-	-	-	-	-	*
Root crops	4705	215.69	100	112869	100	
Beetroot	-	-	-	-	-	-
Carrot	*	*	*	-	-	-
Onion	66	*	*	-	-	-
Potatoes	3105	95.8	44.42	105095.4	93.11	1097.03
Garlic	100	*	*	-	-	-
Taro/Godere	1048	23.54	10.91	*	*	*
Sweet potatoes	2074	92.51	42.89	*	*	*

TABLE 5.3.19 ESTIMATES OF HOLDERS, AREA PRODUCTION AND YIELD OF TEMPORARY CROP FOR PRIVATE PEASANT HOLDERS FOR BELG SEASON 2001/02 (1994 E.C.)

RURAL HOLDINGS

KONTA SPECIAL WEREDA

Crop	Holders	Area		Production		Production Yield QT/HA
		Hectares	%	Quintals	%	
TOTAL	13686	4349.83		46574.97		
Grain Crop	13266	4236.44	100	38615.59	100	
Cereals	13030	3717.21	87.74	34263.89	88.73	
Teff	-	-	-	-	-	-
Barley	*	*	*	*	*	*
Wheat	85	*	*	*	*	*
Maize	12878	3530.64	83.34	33705.73	87.29	9.55
Sorghum	1131	*	*	*	*	*
Finger Millet	-	-	-	-	-	-
Oats/'Aja'	-	-	-	-	-	-
Rice	-	-	-	-	-	-
Pulses	7602	519.23	12.26	4351.7	11.27	
Horse beans	-	-	-	-	-	-
Field peas	-	-	-	-	-	-
Haricot beans	7529	518.48	12.24	4351.7	11.27	8.39
Chick-peas	-	-	-	-	-	-
Lentils	-	-	-	-	-	-
Vetch	*	*	*	-	-	-
Soya bean	-	-	-	-	-	-
Fenugreek	*	*	*	-	-	-
Gibto	-	-	-	-	-	-
Oilseeds	-	-	-	-	-	-
Neug	-	-	-	-	-	-
Linseed	-	-	-	-	-	-
Groundnut	-	-	-	-	-	-
Sunflower	-	-	-	-	-	-
Sesame	-	-	-	-	-	-
Rapeseed	-	-	-	-	-	-
Vegetables	786	10.14	100	16.8	100	
Lettuce	-	-	-	-	-	-
Head Cabbage	-	-	-	-	-	-
Ethiopian	786	10.14	100	16.8	100	1.66
Tomatoes	-	-	-	-	-	-
Green pepper	-	-	-	-	-	-
Red pepper	-	-	-	-	-	-
Swiss chan	-	-	-	-	-	-
Root crops	3027	103.25	100	*	*	
Beetroot	-	-	-	-	*	
Carrot	-	-	-	-	*	
Onion	*	*	*	-	*	
Potatoes	1353	30.55	29.59	*	*	*
Garlic	125	*	*	-	*	
Taro/Godere	1817	70.79	68.56	*	*	*
Sweet potatoes	-	-	-	-	*	

TABLE 5.4 - ESTIMATE OF HOLDERS, AREA, PRODUCTION AND YIELD OF TEMPORARY CROPS FOR PRIVATE PEASANT HOLDINGS FOR BELG SEASONRURAL HOLDINGS TEMPORARY CROPS

Geographic Area	Number of Holders	Area	Production
		Hectares	Quintals
(S.N.N.P.R) . . .	1697839	306869.7	6131559
Gurage Zone . .	174707	10280.01	425056.6
Goru . . . . .	500	7.99	-
Ezha . . . . .	16714	885.59	88540.44
Kokir Gedebano	12452	839.7	-
Sodo . . . . .	*	-	-
Meskanena Mareko	10890	1041.81	420.68
Selti . . . . .	8603	368.13	5528.85
Gumer . . . . .	35960	2557.97	60673.49
Cheha . . . . .	21201	947.99	-
Enemorna Ener	22138	910.94	21554.96
Dalocha . . . .	4122	-	-
Lanfuro . . . .	-	-	-
Akililna Mohr	13593	849.04	18419.07
Alicho Woriro	19753	1129.27	88959.23
Endegagn . . . .	8285	204.94	25249.8
Hadiya	195493	27993.24	1245384
Misha . . . . .	50573	4677.68	287369.8
Lemo . . . . .	52978	4642.58	168883.6
Badawacho . . .	37353	11591.58	268904.4
Soro . . . . .	54589	7081.4	520226.5
Kembata Alaba Tembaro	114061	18564.85	776405.1
Omo Sheleko . .	25334	4683.56	164757
Angacha . . . . .	26727	4519.96	244284.8
Kedida Gamela	25302	4392.8	291731.4
Alaba . . . . .	14803	1809.86	28830
Kacha Bira . . .	21895	3158.67	46801.91
Sidama Zone . .	288477	21104.46	592120
Shebedino . . . .	78604	4272.95	120184.1
Awasa . . . . .	26616	2683.24	-
Arbegona . . . .	-	-	-
Dale . . . . .	57615	3695.38	96852.6
Aleta Wendo . .	57027	4738.36	143555.3
Dara . . . . .	21076	918.18	78666.91
Hula . . . . .	16440	-	-
Bensa . . . . .	16568	327.94	-
Aroresa . . . . .	14530	1151.63	27367.04
Gedio	66036	1123.02	122035.6
Wenago . . . . .	19572	304.5	34405.78
Yirgachefe . . .	18797	377.13	-
kochere . . . . .	20897	354	35589.67
Bule . . . . .	6770	87.39	-
Wolayita	235915	32936.47	724278.1
Sodo Zuria . . .	34656	5600.8	-
Boloso Sore . . .	52867	5393.93	116612.8
Damot Gale . . .	43380	9503.22	195389.1
Damot Wayde . .	29856	4385.51	88789.55
Kindo Koysa . .	33039	3238.84	99866.47
Offa . . . . .	26800	2739.43	111734.2
Humbo . . . . .	15316	2074.74	17251.57
South Omo Zone.	47487	16883.45	180083.1
Selamago . . . .	3210	611.43	17642.47
Bako Gazer . . .	27543	9253.53	101719.7
Gelila . . . . .	4041	465.28	5019.03
Hamer . . . . .	5545	2274.06	-

CONTD

Bena Tsemay .	7147	4279.16	39080.02
Shaka	26775	7332.26	57403.37
Masha . . . .	5203	1544.82	3106.81
Anderacha . .	3313	904.88	11177.22
Yeki . . . .	18259	4882.57	43119.34
Kaffa	113157	38163.74	281871.7
Telo . . . .	9092	2450	9065.55
Cheta . . . .	4504	1409.34	19747.62
Decha . . . .	19598	9239.84	14871.54
Menjiwo . . .	16311	5379.99	65722.87
Gimbo . . . .	9986	1949.06	18951.31
Gewata . . . .	8183	2379.99	13492.43
Chena . . . .	18843	6410.04	-
Bitu . . . .	7908	2965.51	42179.02
Gesha Daka . .	12565	3998.59	4604.84
Saylem . . . .	6167	1981.37	5485.34
Gamo Gofa	201589	47982.81	655652.9
Arba Minch Zuria	20120	5028.73	90102
Boreda . . . .	8742	1488.41	32136.2
Mirab Abaya . .	6303	1169.74	-
Chencha . . . .	16481	1437.46	24618.51
Kemba . . . .	19723	8288.47	98899.02
Bonkie . . . .	21357	3904.15	50256.54
Dita . . . .	12169	1300.02	29212.19
Daramalo . . .	9186	1817.44	24948.54
Kucha . . . .	24138	5333.48	106143.4
Gofa Zuria . .	32561	10080.45	28426.22
Zala . . . .	8174	3253.26	12050.18
Uba Deber Tse	6716	2618.27	3427.66
Melekoza . . .	15918	2262.94	87876.09
Bench-Maji	90098	22923.06	565099.6
Shewa Bench . .	18994	6925.45	16035.05
Bench . . . .	41334	9728.85	506149.1
Bero . . . .	1208	142.54	1113.69
Maji . . . .	3984	568.12	5028.94
Menit Goldiya	9823	2401.65	6907.98
Menit Shasha .	5983	940.32	9917.37
Sheko . . . .	8773	2216.13	19947.46
Yem Special Wer	10568	742.71	15935.38
Yem . . . .	10568	742.71	15935.38
Amaro Special W	12779	3143.74	25038.14
Amaro . . . .	12779	3143.74	25038.14
Burji Special W	7071	5896.58	53535.28
Burji . . . .	7071	5896.58	53535.28
Konso Special W	31540	23594.56	111125.5
Konso . . . .	31540	23594.56	111125.5
Dirashe Special	20102	15468.81	51812.09
Dirashe . . . .	20102	15468.81	51812.09
Dawro . . . .	39115	6346.96	83716.52
Mareka Wereda	7680	1055.8	8291.74
Gena Bosa Wer	7900	625.48	20620.97
Gedo Walcha W	11813	2399.61	46305.53
Isara Wereda .	4015	772.7	5005.09
Gorka Bersa W	7706	1493.37	3493.19
Basketo Special	9183	2039.17	118430.6
Basketo . . . .	9183	2039.17	118430.6
Konta Special W	13686	4349.83	46574.97
Ela . . . .	13686	4349.83	46574.97

TABLE 5.4.1 - ESTIMATE OF HOLDERS, AREA, PRODUCTION AND YIELD OF TEMPORARY CROPS FOR PRIVATE PEASANT HOLDINGS FOR BELG SEASON RURAL HOLDINGS GRAIN CROPS

Geographic Area	Number of Holders	Area	Production
		Hectares	Quintals
(S.N.N.P.R) . . .	1418852	258630	2431626
Gurage Zone . .	73872	3405.75	30616.74
Goru. . . . .	419	*	*
Ezha. . . . .	6831	56.82	*
Kokir Gedebano	2408	28.67	*
Sodo. . . . .	*	*	*
Meskanena Mareko	9212	877.74	247.36
Selti . . . . .	4194	243.93	*
Gumer . . . . .	*	*	-
Cheha . . . . .	16269	676.71	5754.71
Enemorna Ener	18501	803.37	*
Dalocha . . . .	3328	*	*
Lanfuro . . . .	-	-	-
Akililna Mohr	5234	136.77	*
Alicho Woriro	4494	122.57	*
Endegagn. . . .	1388	17.5	46.87
Hadiya	167897	17762.03	178608.4
Misha . . . . .	45124	2958.19	34110.52
Lemo. . . . .	39327	2945.97	24302.3
Badawacho . . .	36738	8445.18	92242.14
Soro. . . . .	46708	3412.7	27953.45
Kembata Alaba Tembaro	101482	12195.03	181814.8
Omo Sheleko . .	22534	3179.5	27918.33
Angacha . . . .	21639	2273.28	14334.28
Kedida Gamela	24103	3040.87	105770.2
Alaba . . . . .	13733	1686.17	12677.32
Kacha Bira. . .	19473	2015.21	21114.67
Sidama Zone . .	242535	15694.58	237419.9
Shebedino . . .	69942	3748.07	60411.49
Awasa . . . . .	25690	1948.09	*
Arbegona. . . .	-	-	-
Dale. . . . .	54671	3072.74	46663.52
Aleta Wendo . .	53472	4133.54	53302.54
Dara. . . . .	12034	438.17	10396.25
Hula. . . . .	7746	*	*
Bensa . . . . .	6130	154.94	*
Aroresa . . . .	12852	1049.6	10184.38
Gedio	36346	503.27	10001.46
Wenago. . . . .	12827	154.43	*
Yirgachefe. . .	11494	171.44	2762.11
kochere . . . .	11087	160.05	2045.62
Bule. . . . .	937	*	*
Wolayita	218221	23112.86	155155.6
Sodo Zuria. . .	31381	3620.78	7815.95
Boloso Sore . .	49302	3626.82	51309.96
Damot Gale. . .	42133	7353.67	27911.34
Damot Wayde . .	27993	2915.31	20773.28
Kindo Koysa.	30820	2288.86	15848.01
Offa. . . . .	22833	1745.02	24786.16
Humbo . . . . .	13759	1562.4	6710.87
South Omo Zone.	47119	16714.58	171834.1
Selamago. . . .	3191	602.93	11263.46
Bako Gazer. . .	27311	9129.45	100117.8
Gelila. . . . .	3941	445.59	4895.7
Hamer . . . . .	5545	2273.95	*

CONTD

Bena Tsemay .	7132	4262.65	38935.33
Shaka	26531	7113.74	51233.79
Masha . . . .	5170	1533.25	2525.68
Anderacha . .	3230	875.83	7186.85
Yeki . . . . .	18131	4704.67	41521.25
Kaffa	111331	37288.17	263709.4
Telo . . . . .	9053	2415.52	9000.79
Cheta . . . . .	4428	1359.38	18888.93
Decha . . . . .	19464	9073.99	12901.05
Menjiwo . . .	16074	5243.96	58900.55
Gimbo . . . . .	9579	1816.95	13554.5
Gewata . . . .	7975	2323.69	12947.92
Chena . . . . .	18252	6235.19	*
Bitu . . . . .	7875	2946.09	41796.57
Gesha Daka . .	12470	3926.91	3941.63
Saylem . . . . .	6161	1946.51	5461.76
Gamo Gofa	169269	43077.66	320374
Arba Minch Zuria	17090	4547.75	40924.54
Boreda . . . .	7423	972.07	9719.98
Mirab Abaya . .	5470	1000.04	13968.68
Chencha . . . .	12974	960.13	11999.29
Kemba . . . . .	14975	7610.47	74378.28
Bonkie . . . . .	9930	3086.96	27701.9
Dita . . . . .	8998	798.66	10050.6
Daramalo . . .	7367	1690.14	13546.05
Kucha . . . . .	23183	4820.75	63299.82
Gofa Zuria . .	32219	9842.83	22789
Zala . . . . .	8128	3214.26	10478.51
Uba Deber Tse	6663	2604.4	1853.02
Melekoza . . .	14851	1929.19	19664.32
Bench-Maji	87627	21442.25	520158.4
Shewa Bench . .	18972	6681.48	6498.53
Bench . . . . .	39955	8808.43	489150.4
Bero . . . . .	1208	137.49	845.71
Maji . . . . .	3798	557.22	4253.89
Menit Goldiya	9671	2322.23	1463.58
Menit Shasha.	5303	860.33	6451.26
Sheko . . . . .	8719	2075.06	11495.09
Yem Special Wer	8538	609.47	2522.66
Yem . . . . .	8538	609.47	2522.66
Amaro Special W	12472	3089.31	20217.51
Amaro . . . . .	12472	3089.31	20217.51
Burji Special W	7030	5869.48	51774.39
Burji . . . . .	7030	5869.48	51774.39
Konso Special W	31540	23561.54	111025.7
Konso . . . . .	31540	23561.54	111025.7
Dirashe Special	20006	15323.98	43557.4
Dirashe . . . .	20006	15323.98	43557.4
Dawro . . . . .	34714	5816.93	37492.85
Mareka Wereda	6549	995.79	5907.49
Gena Bosa Wer	6300	407.27	3148.23
Gedo Walcha W	10961	2232.12	24741.54
Isara Wereda.	3912	733.85	1865.71
Gorka Bersa W	6993	1447.9	1829.89
Basketo Special	9055	1812.97	5493.08
Basketo . . . .	9055	1812.97	5493.08
Konta Special W	13266	4236.44	38615.59
Ela . . . . .	13266	4236.44	38615.59

TABLE 5.4.2 - ESTIMATE OF HOLDERS, AREA, PRODUCTION AND YIELD OF TEMPORARY CROPS FOR PRIVATE PEASANT HOLDINGS FOR BELG SEASON RURAL HOLDINGS CEREALS

Geographic Area	Number of Holders	Area	Production
		Hectares	Quintals
(S.N.N.P.R) . . .	1312778	209526.4	2015563
Gurage Zone . .	63810	2795.63	25372.98
Goru. . . . .	419	*	*
Ezha. . . . .	4618	55.98	*
Kokir Gedebano	2341	28.67	*
Sodo. . . . .	*	*	*
Meskanena Mareko	8985	854.17	242.69
Selti . . . . .	3394	180.2	*
Gumer . . . . .	*	*	-
Cheha . . . . .	16162	563.19	4679.4
Enemorna Ener	17843	633.98	*
Dalocha . . . .	*	*	*
Lanfuro . . . .	-	-	-
Akililna Mohr	5162	134.85	*
Alicho Woriro	*	*	*
Endegagn. . . .	1374	17.23	43.69
Hadiya	160745	10237.94	123559.9
Misha . . . . .	44769	2748.01	24917.97
Lemo. . . . .	37480	1708.09	15512.96
Badawacho . . .	33087	3220.01	55799.29
Soro. . . . .	45408	2561.83	27329.7
Kembata Alaba Tembaro	88106	7243.85	161849.7
Omo Sheleko . .	22009	2072.77	24954.46
Angacha . . . .	20632	1534.16	10689.72
Kedida Gamela	23581	2025.81	101936.7
Alaba . . . . .	4982	274.92	4130.88
Kacha Bira. . .	16903	1336.19	20137.94
Sidama Zone . .	231734	11977.17	176940.6
Shebedino . . .	68163	2946.52	54068.33
Awasa . . . . .	25057	1606	*
Arbegona. . . .	-	-	-
Dale. . . . .	52664	2283.68	44570.53
Aleta Wendo . .	52927	3578.84	42971.64
Dara. . . . .	10016	246.7	*
Hula. . . . .	6262	*	*
Bensa . . . . .	5145	87.91	*
Aroresa . . . . .	11502	857.99	8289.03
Gedio	32654	410.39	5291.26
Wenago. . . . .	11868	118.29	790.26
Yirgachefe. . .	10466	152.9	2748.7
kochere . . . .	9717	129.23	*
Bule. . . . .	602	*	*
Wolayita	185903	13294.08	59009.74
Sodo Zuria. . .	26976	1803.76	4127.06
Boloso Sore . .	40417	1846.96	11788.89
Damot Gale. . .	39024	5061.3	9629.49
Damot Wayde . .	25241	1708.05	10542.15
Kindo Koysha.	23620	1022.74	4427.52
Offa. . . . .	20571	996.93	16746.64
Humbo . . . . .	10054	854.33	1747.98
South Omo Zone.	46934	15200.9	163493.7
Selamago. . . .	3164	577.73	11063.08
Bako Gazer. . .	27179	8343.01	95716.75
Gelila. . . . .	3914	355.8	4308.17
Hamer . . . . .	5545	2166.5	*

CONTD

Bena Tsemay .	7132	3757.87	37486.56
Shaka	26476	6719.48	49573.9
Masha . . . .	5132	1457.07	2324.49
Anderacha . .	3212	811.56	7056.55
Yeki . . . . .	18131	4450.85	40192.86
Kaffa	102562	33866.25	238041.1
Telo . . . . .	9037	2400.34	8980.13
Cheta . . . . .	3965	1154.09	18716.97
Decha . . . . .	19357	8723.92	4262.51
Menjiwo . . . .	15414	5046.25	58603.59
Gimbo . . . . .	7064	1257.1	13225.02
Gewata . . . . .	7278	2124.96	*
Chena . . . . .	14194	4567.52	*
Bitu . . . . .	7709	2790.46	40039.56
Gesha Daka . .	12402	3878.55	3801.21
Saylem . . . . .	6142	1923.07	5331.25
Gamo Gofa	162041	36807.97	264143.3
Arba Minch Zuria	16183	3768.29	30897.15
Boreda . . . . .	5821	565.81	6359.68
Mirab Abaya . .	5353	851.19	13056.44
Chencha . . . .	12875	924.14	11766.12
Kemba . . . . .	14683	6836.04	73809.32
Bonkie . . . . .	9832	2662.86	18881.32
Dita . . . . .	3867	726.03	9510.23
Daramalo . . .	6810	1539.11	12362.9
Kucha . . . . .	21156	3733.98	54213.09
Gofa Zuria . .	31301	7993.79	69199.95
Zala . . . . .	8036	3010.38	6648.11
Uba Deber Tse	6636	2517.73	1371.52
Melekoza . . . .	14489	1678.6	18347.48
Bench-Maji	83412	18513.87	498696.7
Shewa Bench . .	18972	6538.96	5797.58
Bench . . . . .	37411	7153.78	473797.5
Bero . . . . .	1201	125.6	737.16
Maji . . . . .	3709	526.68	4120.91
Menit Goldiya	8528	1640.04	842.89
Menit Shasha.	4906	697.75	4262.72
Sheko . . . . .	8684	1831.06	9137.9
Yem Special Wer	7927	510.34	2502.22
Yem . . . . .	7927	510.34	2502.22
Amaro Special W	11803	2583.31	9650.64
Amaro . . . . .	11803	2583.31	9650.64
Burji Special W	6967	5455.34	48910.6
Burji . . . . .	6967	5455.34	48910.6
Konso Special W	31540	20453.96	87164.46
Konso . . . . .	31540	20453.96	87164.46
Dirashe Special	19761	13183.42	28311.07
Dirashe . . . .	19761	13183.42	28311.07
Dawro . . . . .	28367	5026.52	33934.74
Mareka Wereda	5863	934.7	5829.59
Gena Bosa Wer	2181	94.34	556.08
Gedo Walcha W	9946	1951.62	24180.19
Isara Wereda.	3898	716.15	1836.05
Gorka Bersa W	6479	1329.71	*
Basketo Special	9004	1528.81	4852.83
Basketo . . . .	9004	1528.81	4852.83
Konta Special W	13030	3717.21	34263.89
Ela . . . . .	13030	3717.21	34263.89

TABLE A - ESTIMATE OF HOLDERS, AREA, PRODUCTION AND YIELD OF TEMPORARY CROPS FOR PRIVATE PEASANT HOLDINGS FOR BELG SEASON RURAL HOLDINGS TEFF

Geographic Area	Number of Holders	Area	Production
		Hectares	Quintals
(S.N.N.P.R) . . .	42570	12071.96	48004.95
Gurage Zone . .	1256	153.11	100.57
Goru . . . . .	-	-	-
Ezha . . . . .	-	-	-
Kokir Gedebano	-	-	-
Sodo . . . . .	-	-	-
Meskanena Mareko	1128	144.31	77.09
Selti . . . . .	*	*	*
Gumer . . . . .	-	-	-
Cheha . . . . .	-	-	-
Enemorna Ener	*	*	*
Dalocha . . . .	-	-	-
Lanfuro . . . .	-	-	-
Akililna Mohr	-	-	-
Alicho Woriro	-	-	-
Endegagn . . . .	-	-	-
Hadiya	2353	192.23	96.12
Misha . . . . .	*	*	*
Lemo . . . . .	*	*	*
Badawacho . . .	1705	175.93	69.42
Soro . . . . .	*	*	*
Kembata Alaba Tembaro	494	21.51	39.99
Omo Sheleko . .	*	*	*
Angacha . . . . .	214	*	*
Kedida Gamela	*	*	*
Alaba . . . . .	-	-	-
Kacha Bira . . .	-	-	-
Sidama Zone . .	*	*	*
Shebedino . . . .	*	*	*
Awasa . . . . .	-	-	-
Arbegona . . . .	-	-	-
Dale . . . . .	-	-	-
Aleta Wendo . .	*	*	-
Dara . . . . .	-	-	-
Hula . . . . .	-	-	-
Bensa . . . . .	-	-	-
Aroresa . . . . .	-	-	-
Gedio	*	*	*
Wenago . . . . .	-	-	-
Yirgachefe . . .	*	*	*
Kochere . . . . .	-	-	-
Bule . . . . .	-	-	-
Wolayita	8781	873.2	947.43
Sodo Zuria . . .	1589	*	231.53
Boloso Sore . . .	-	-	-
Damot Gale . . .	5574	446.25	422.48
Damot Wayde . .	*	*	*
Kindo Koysha . .	-	-	-
Offa . . . . .	-	-	-
Humbo . . . . .	205	-	*
South Omo Zone .	115	14.33	*
Selamago . . . .	-	-	-
Bako Gazer . . .	-	-	-
Gelila . . . . .	75	*	*
Hamer . . . . .	*	*	-

CONTD

Bena Tsemay .	*	*	*
Shaka	*	*	*
Masha . . . .	*	*	-
Anderacha . .	-	-	-
Yeki . . . . .	*	*	*
Kaffa	2159	219.96	1534.76
Telo . . . . .	-	-	-
Cheta . . . . .	-	-	-
Decha . . . . .	*	*	*
Menjiwo . . .	*	*	*
Gimbo . . . . .	922	108.15	759.42
Gewata . . . .	-	-	-
Chena . . . . .	904	84.39	*
Bitu . . . . .	233	19.31	131.05
Gesha Daka . .	-	-	-
Saylem . . . . .	*	*	*
Gamo Gofa	4516	727.37	2766.69
Arba Minch Zuria	1532	236.83	*
Boreda . . . .	-	-	-
Mirab Abaya .	407	52.36	42.88
Chencha . . . .	-	-	-
Kemba . . . . .	1389	250.86	*
Bonkie . . . . .	330	33.9	*
Dita . . . . .	-	-	-
Daramalo . . .	118	*	*
Kucha . . . . .	*	*	*
Gofa Zuria . .	*	*	*
Zala . . . . .	359	50.47	*
Uba Deber Tse	*	*	*
Melekoza . . .	-	-	-
Bench-Maji	457	47.1	22.89
Shewa Bench .	114	20.92	*
Bench . . . . .	*	*	*
Bero . . . . .	-	-	-
Maji . . . . .	167	17.94	11.64
Menit Goldiya	-	-	-
Menit Shasha.	44	1.11	0.54
Sheko . . . . .	*	*	*
Yem Special Wer	-	-	-
Yem . . . . .	-	-	-
Amaro Special W	3378	914.36	1066.38
Amaro . . . . .	3378	914.36	1066.38
Burji Special W	4706	3232.21	23194.2
Burji . . . . .	4706	3232.21	23194.2
Konso Special W	6759	2820.21	*
Konso . . . . .	6759	2820.21	*
Dirashe Special	6819	2804.18	1076.16
Dirashe . . . .	6819	2804.18	1076.16
Dawro . . . . .	*	*	*
Mareka Wereda	-	-	-
Gena Bosa Wer	-	-	-
Gedo Walcha W	*	*	*
Isara Wereda.	-	-	-
Gorka Bersa W	-	-	-
Basketo Special	-	-	-
Basketo . . . .	-	-	-
Konta Special W	-	-	-
Ela . . . . .	-	-	-

TABLE B - ESTIMATE OF HOLDERS, AREA, PRODUCTION AND YIELD OF TEMPORARY CROPS FOR PRIVATE PEASANT HOLDINGS FOR BELG SEASON RURAL HOLDINGS BARLEY

Geographic Area	Number of Holders	Area	Production
		Hectares	Quintals
(S.N.N.P.R.) ...	558931	68463.31	759733
Gurage Zone ..	140415	18107.35	238813.6
Goru.....	*	*	*
Ezha.....	9350	1053.61	16628.58
Kokir Gedebano	8190	1698.32	19776.18
Sodo.....	5864	937.3	5829.28
Meskanena Mareko	7507	432.4	5569.19
Selti.....	11335	1310.12	14864.91
Gumer.....	35061	4656.94	81521.64
Cheha.....	4152	*	*
Enemorna Ener	7121	222.2	2456.29
Dalocha...	11706	748.49	5600.98
Lanfuro...	8635	1291.75	14516.23
Akililna Mohr	8009	2459.96	32331.2
Alicho Woriro	18248	2714.26	32247.97
Endegagn...	5186	392.45	4728.13
Hadiya	64793	5688.66	57576.16
Misha.....	24907	2120.39	20525.39
Lemo.....	22173	1733.13	18697.38
Badawacho..	1119	*	*
Soro.....	16595	1772.01	17974.9
Kembata Alaba Tembaro	21969	1252.37	12114.18
Omo Sheleko .	1247	101.44	1092.57
Angacha...	8454	514.64	5885.61
Kedida Gamela	2948	154.4	1484.75
Alaba.....	6830	316	2083.53
Kacha Bira..	2489	165.89	1567.72
Sidama Zone ..	85649	7776.46	87340.08
Shebedino ..	17233	1404.04	15763.62
Awasa.....	8585	686.99	10320.99
Arbegona...	10604	959.44	10485.63
Dale.....	5919	308.68	4082.39
Aleta Wendo .	6382	528.24	6049.17
Dara.....	5492	744.39	8332.78
Hula.....	19315	1816.29	19240.99
Bensa.....	9463	984.98	10143.31
Aroresa...	2656	343.39	2921.18
Gedio	24719	3630.28	35656.68
Wenago....	1671	*	*
Yirgachefe..	1829	164.9	1764.72
Kochere...	9939	1241.05	11537.46
Bule.....	11281	2086.44	21508.34
Wolayita	22004	1420.43	11554.03
Sodo Zuria..	4238	*	*
Boloso Sore..	3560	137.25	1024.89
Damot Gale..	5769	460.1	4327.83
Damot Wayde .	1219	104.73	512.5
Kindo Koysha.	2491	79.69	392.6
Offa.....	3767	161.07	1068.39
Humbo.....	961	61.48	471.02
South Omo Zone.	11391	2013.98	20883.43
Selamago...	*	*	*
Bako Gazer..	5514	1028.5	12420.99
Gelila....	5850	985.07	8458.46
Hamer.....	-	-	-

CONTD

Geographic Area	Number of Holders	Area	Production
		Hectares	Quintals
Bena Tsemay .	-	-	-
Shaka	33	*	*
Masha . . . .	*	*	-
Anderacha . .	*	*	*
Yeki . . . . .	-	-	-
Kaffa	15749	3430.84	15769.72
Telo . . . . .	*	*	*
Cheta . . . . .	273	54.03	15.01
Decha . . . . .	3974	937.43	1628.09
Menjiwo . . .	2543	671.4	697.57
Gimbo . . . . .	644	96.12	763.45
Gewata . . . .	891	141.64	*
Chena . . . . .	3622	679.44	5277.71
Bitu . . . . .	2542	545.98	4443.79
Gesha Daka . .	1204	300.96	2243.56
Savlem . . . .	*	*	*
Gamo Gofa	41346	3045.08	33356.47
Arba Minch Zuria	4346	261.45	2599.43
Boreda . . . .	3543	224.91	2221.69
Mirab Abaya .	2217	164.27	1475.72
Chencha . . . .	12359	821.02	10207.06
Kemba . . . . .	2136	219.1	*
Bonkie . . . . .	4896	383.48	5379.41
Dita . . . . .	7272	516.19	7845.33
Daramalo . . .	1276	65.06	*
Kucha . . . . .	*	*	*
Gofa Zuria . .	2053	269.69	250.96
Zala . . . . .	100	*	*
Uba Deber Tse	*	*	*
Melekoza . . .	*	*	-
Bench-Maii	3060	360.23	1117.51
Shewa Bench .	541	56.42	*
Bench . . . . .	*	*	*
Bero . . . . .	-	-	-
Maii . . . . .	1125	128.48	648.4
Menit Goldiya	216	14.63	131.02
Menit Shasha.	511	44.61	67.92
Sheko . . . . .	-	-	-
Yem Special Wer	2799	328.48	257.04
Yem . . . . .	2799	328.48	257.04
Amaro Special W	2435	224.86	*
Amaro . . . . .	2435	224.86	*
Burji Special W	2230	122.66	*
Burji . . . . .	2230	122.66	*
Konso Special W	3608	265.72	*
Konso . . . . .	3608	265.72	*
Dirashe Special	2514	223.85	1932.64
Dirashe . . . .	2514	223.85	1932.64
Dawro . . . . .	792	134.4	*
Mareka Wereda	*	*	*
Gena Bosa Wer	-	-	-
Gedo Walcha W	566	*	*
Isara Wereda.	189	29.16	*
Gorka Bersa W	-	-	-
Basketo Special	614	98.65	*
Basketo . . . .	614	98.65	*
Konta Special W	*	*	*
Ela . . . . .	*	*	*

TABLE C - ESTIMATE OF HOLDERS, AREA, PRODUCTION AND YIELD OF  
 TEMPORARY CROPS FOR PRIVATE PEASANT HOLDINGS FOR BELG SEASON RURAL HOLDINGS  
 WHEAT

Geographic Area	Number of Holders	Area	Production
		Hectares	Quintals
(S.N.N.P.R) . . .	11409	1541.58	11226.05
Gurage Zone . .	*	*	*
Goru . . . . .	-	-	-
Ezha . . . . .	-	-	-
Kokir Gedebano	-	-	-
Sodo . . . . .	-	-	-
Meskanena Mareko	*	*	*
Selti . . . . .	-	-	-
Gumer . . . . .	-	-	-
Cheha . . . . .	-	-	-
Enemorna Ener	-	-	-
Dalocha . . . .	-	-	-
Lanfuro . . . .	-	-	-
Akililna Mohr	-	-	-
Alicho Woriro	-	-	-
Endegagn . . . .	-	-	-
Hadiya	-	-	-
Misha . . . . .	-	-	-
Lemo . . . . .	-	-	-
Badawacho . . .	-	-	-
Soro . . . . .	-	-	-
Kembata Alaba Tembaro	-	-	-
Omo Sheleko . .	-	-	-
Angacha . . . . .	-	-	-
Kedida Gamela	-	-	-
Alaba . . . . .	-	-	-
Kacha Bira . . .	-	-	-
Sidama Zone . .	*	*	*
Shebedino . . .	*	*	*
Awasa . . . . .	-	-	-
Arbegona . . . .	-	-	-
Dale . . . . .	-	-	-
Aleta Wendo . .	-	-	-
Dara . . . . .	-	-	-
Hula . . . . .	-	-	-
Bensa . . . . .	-	-	-
Aroresa . . . . .	-	-	-
Gedio	*	-	-
Wenago . . . . .	-	-	-
Yirgachefe . . .	-	-	-
Kochere . . . . .	*	-	-
Bule . . . . .	-	-	-
Wolayita	-	-	-
Sodo Zuria . . .	-	-	-
Boloso Sore . .	-	-	-
Damot Gale . . .	-	-	-
Damot Wayde . .	-	-	-
Kindo Koyssha .	-	-	-
Offa . . . . .	-	-	-
Humbo . . . . .	-	-	-
South Omo Zone.	*	*	*
Selamago . . . .	*	*	*
Bako Gazer . . .	*	*	*
Gelila . . . . .	-	-	-
Hamer . . . . .	-	-	-

CONTD

Bena Tsemay .	-	-	-
Shaka	-	-	-
Masha . . . .	-	-	-
Anderacha . .	-	-	-
Yeki. . . . .	-	-	-
Kaffa	*	*	*
Telo. . . . .	-	-	-
Cheta . . . .	-	-	-
Decha . . . .	-	-	-
Menjiwo . . .	-	-	-
Gimbo . . . .	-	-	-
Gewata. . . .	-	-	-
Chena . . . .	-	-	-
Bitu. . . . .	*	*	*
Gesha Daka. .	-	-	-
Saylem. . . .	-	-	-
Gamo Gofa	3011	267.83	2781.06
Arba Minch Zuria	*	*	*
Boreda. . . .	1230	142.51	*
Mirab Abaya .	918	75.83	744.91
Chencha . . .	*	*	*
Kemba . . . .	-	-	-
Bonkie. . . .	*	*	*
Dita. . . . .	*	*	*
Daramalo. . .	*	*	-
Kucha . . . .	191	*	*
Gofa Zuria. .	-	-	-
Zala. . . . .	-	-	-
Uba Deber Tse	*	*	*
Melekoza. . .	-	-	-
Bench-Maji	288	29.42	283.89
Shewa Bench .	*	*	*
Bench . . . .	-	-	-
Bero. . . . .	-	-	-
Maji. . . . .	189	20.31	*
Menit Goldiya	*	*	*
Menit Shasha.	*	*	*
Sheko . . . .	-	-	-
Yem Special Wer	-	-	-
Yem . . . . .	-	-	-
Amaro Special W	505	76.91	*
Amaro . . . .	505	76.91	*
Burji Special W	3586	735.21	4260.97
Burji . . . .	3586	735.21	4260.97
Konso Special W	3130	379.38	*
Konso . . . .	3130	379.38	*
Dirashe Special	334	28.75	*
Dirashe . . .	334	28.75	*
Dawro . . . . .	*	*	-
Mareka Wereda	-	-	-
Gena Bosa Wer	-	-	-
Gedo Walcha W	*	*	*
Isara Wereda.	-	-	-
Gorka Bersa W	-	-	-
Basketo Special	-	-	-
Basketo . . .	-	-	-
Konta Special W	85	*	*
Ela . . . . .	85	*	*

TABLE D - ESTIMATE OF HOLDERS, AREA, PRODUCTION AND YIELD OF TEMPORARY CROPS FOR PRIVATE PEASANT HOLDINGS FOR BELG SEASON RURAL HOLDINGS MAIZE

Geographic Area	Number of Holders	Area	Production
		Hectares	Quintals
(S.N.N.P.R) . . . . .	1246463	160787.6	1748838
Gurage Zone . . . . .	62675	2571.91	25245.01
Goru . . . . .	419	*	*
Ezha . . . . .	4618	55.98	*
Kokir Gedebano	2341	28.67	*
Sodo . . . . .	*	*	*
Meskanena Mareko	8028	682.11	*
Selti . . . . .	3321	160.56	*
Gumer . . . . .	*	*	-
Cheha . . . . .	16162	563.19	4679.4
Enemorna Ener	17788	633.31	*
Dalocha . . . . .	*	*	*
Lanfuro . . . . .	-	-	-
Akililna Mohr	5162	134.85	*
Aicho Woriro	*	*	*
Endegagn . . . . .	1374	17.23	43.69
Hadiya	159695	9134.99	119319.5
Misha . . . . .	44698	2436.24	24799.99
Lemo . . . . .	37406	1625.46	15445.97
Badawacho . . . . .	32950	2932.59	55713.31
Soro . . . . .	44641	2140.69	23360.24
Kembata Alaba Tembaro	85842	6648.8	161305.4
Omo Sheleko . . . . .	21880	1917.66	24904.24
Angacha . . . . .	18910	1212.1	10372.9
Kedida Gamela	23509	1942.04	101872.8
Alaba . . . . .	4803	261.43	4130.88
Kacha Bira . . . . .	16739	1315.58	20024.63
Sidama Zone . . . . .	231322	11918.41	176645.7
Shebedino . . . . .	67750	2894.7	53780.21
Awasa . . . . .	25057	1604.5	*
Arbegona . . . . .	-	-	-
Dale . . . . .	52664	2282.81	44570.53
Aleta Wendo . . . . .	52927	3574.46	42964.93
Dara . . . . .	10016	246.7	*
Hula . . . . .	6262	*	*
Bensa . . . . .	5145	87.72	*
Aroresa . . . . .	11502	857.99	8289.03
Gedio	31577	339.34	5037.09
Wenago . . . . .	11776	118.29	790.26
Yirgachefe . . . . .	10206	138.06	2638.65
Kochere . . . . .	8993	73.02	*
Bule . . . . .	602	*	*
Wolayita	180799	11838.5	56877.51
Sodo Zuria . . . . .	26157	1505.69	3799.84
Bqloso Sore . . . . .	39641	1758.9	11667.82
Damot Gale . . . . .	37526	4353.62	8720.25
Damot Wayde . . . . .	24242	1466.14	10229.06
Kindo Koysha . . . . .	23244	985.16	4323.1
Offa . . . . .	20150	943.8	16579.9
Humbo . . . . .	9839	825.2	1557.55
South Omo Zone . . . . .	39590	9347.34	104115
Selamago . . . . .	2634	336.09	3209.81
Bako Gazer . . . . .	26576	6837.06	78298.14
Gelila . . . . .	3842	331.84	4108.37
Hamer . . . . .	1562	292.27	*

CONTD

Bena Tsemay .	4975	1550.08	18459.79
Shaka	26378	6422.15	47480.12
Masha . . . .	5119	1454.49	2324.42
Anderacha . .	3204	806.37	7056.15
Yeki . . . .	18054	4161.29	38099.55
Kaffa	97455	29962.65	218442.2
Telo . . . .	9037	2395.96	8972.99
Cheta . . . .	3894	1056.25	17930.5
Decha . . . .	18654	7603.96	*
Menjiwo . . .	15216	4365.6	57825.23
Gimbo . . . .	6185	1051.88	11691.71
Gewata . . . .	6879	1980.11	*
Chena . . . .	12120	3798.59	*
Bitu . . . .	7070	2216.29	35375.59
Gesha Daka . .	12267	3577.59	1557.65
Saylem . . . .	6132	1916.44	5330.24
Gamo Gofa	133890	30030.14	211952.5
Arba Minch Zuria	14246	3151.75	24869.48
Boreda . . . .	3309	160.64	2709.59
Mirab Abaya .	3158	520.19	10760.23
Chencha . . . .	*	52.72	*
Kemba . . . .	12767	4550.44	66256.7
Bonkie . . . .	9276	1746.19	9483.8
Dita . . . .	3094	131.9	372.86
Daramalo . . .	6503	1460.4	11343.07
Kucha . . . .	20979	3658.71	53764.29
Gofa Zuria . .	30582	7699.35	6645.83
Zala . . . .	8011	2953.1	6275.58
Uba Deber Tse	6592	2383.4	1143.61
Melekoza . . .	14369	1561.36	17554.41
Bench-Maji	82579	18011.97	496345.3
Shewa Bench .	18920	6457.39	*
Bench . . . .	37355	7020.98	473554.4
Bero . . . .	1196	110.62	677.53
Maji . . . .	3094	356.77	3198.17
Menit Goldiya	8528	1617.96	*
Menit Shasha.	4804	650.75	4185.47
Sheko . . . .	8684	1797.5	8279.22
Yem Special Wer	6778	175.65	2172.03
Yem . . . .	6778	175.65	2172.03
Amaro Special W	9475	1324.19	8037.45
Amaro . . . .	9475	1324.19	8037.45
Burji Special W	5185	1187.86	19327.06
Burji . . . .	5185	1187.86	19327.06
Konso Special W	25865	6885.56	12873.64
Konso . . . .	25865	6885.56	12873.64
Dirashe Special	17918	5292.91	11907.33
Dirashe . . . .	17918	5292.91	11907.33
Dawro . . . .	27663	4872.4	33717.45
Mareka Wereda	5846	933.93	5828.45
Gena Bosa Wer	2038	82.38	556.08
Gedo Walcha W	9496	1840.59	24178.51
Isara Wereda.	3821	686.99	1621.59
Gorka Bersa W	6462	1328.51	*
Basketo Special	8900	1292.14	4331.76
Basketo . . . .	8900	1292.14	4331.76
Konta Special W	12878	3530.64	33705.73
Ela . . . .	12878	3530.64	33705.73

TABLE E - ESTIMATE OF HOLDERS, AREA, PRODUCTION AND YIELD OF  
TEMPORARY CROPS FOR PRIVATE PEASANT HOLDINGS FOR BELG SEASON RURAL HOLDINGS  
SORGHUM

Geographic Area	Number of Holders	Area	Production
		Hectares	Quintals
(S.N.N.P.R) . . .	98807	24138.93	136728
Gurage Zone . .	*	*	-
Goru . . . . .	-	-	-
Ezha . . . . .	-	-	-
Kokir Gedebano	-	-	-
Sodo . . . . .	-	-	-
Meskanena Mareko	*	*	-
Selti . . . . .	*	*	-
Gumer . . . . .	-	-	-
Cheha . . . . .	-	-	-
Enemorna Ener	-	-	-
Dalocha . . . .	*	*	-
Lanfuro . . . .	-	-	-
Akililna Mohr	-	-	-
Alicho Woriro	-	-	-
Endegagn . . .	-	-	-
Hadiya	4837	144.5	*
Misha . . . . .	*	*	-
Lemo . . . . .	*	*	*
Badawacho . .	3191	86.06	*
Soro . . . . .	*	*	-
Kembata Alaba Tembaro	3612	182.74	*
Omo Sheleko .	2591	152.14	*
Angacha . . . .	291	4.73	*
Kedida Gamela	524	12.19	*
Alaba . . . . .	*	*	-
Kacha Bira . .	*	*	-
Sidama Zone . .	*	*	-
Shebedino . . .	-	-	-
Awasa . . . . .	*	*	-
Arbegona . . .	-	-	-
Dale . . . . .	*	*	-
Aleta Wendo .	*	*	-
Dara . . . . .	-	-	-
Hula . . . . .	-	-	-
Bensa . . . . .	-	-	-
Aroresa . . . .	-	-	-
Gedio	*	*	-
Wenago . . . .	-	-	-
Yirgachefe . .	*	*	-
Kochere . . . .	-	-	-
Bule . . . . .	-	-	-
Wolayita	10383	224.56	413.45
Sodo Zuria . .	968	22.94	-
Boloso Sore . .	*	*	-
Damot Gale . .	4579	92.31	*
Damot Wayde .	1066	30.77	*
Kindo Koysha .	1068	19.74	-
Offa . . . . .	2213	36.68	-
Humbo . . . . .	411	19.84	*
South Omo Zone.	19857	5563.6	57532.11
Selamago . . .	1487	240.64	*
Bako Gazer . .	6654	1260.28	*
Gelila . . . . .	259	13.28	*
Hamer . . . . .	5394	1867.92	*

CONTD

Bena Tsemay .	6063	2181.47	18845.65
Shaka	*	3.8	*
Masha . . . .	*	*	*
Anderacha . .	23	*	*
Yeki . . . .	*	*	*
Kaffa	2030	*	*
Telo . . . .	*	*	*
Cheta . . . .	442	43.82	771.46
Decha . . . .	*	*	*
Menjiwo . . .	*	*	*
Gimbo . . . .	*	*	*
Gewata . . . .	75	*	*
Chena . . . .	*	*	*
Bitu . . . .	*	*	*
Gesha Daka . .	-	-	-
Saylem . . . .	*	*	-
Gamo Gofa	14463	2665.03	13132.72
Arba Minch Zuria	1787	115.37	1355.82
Boreda . . . .	1006	36.61	*
Mirab Abaya .	568	38.53	*
Chencha . . .	*	*	*
Kemba . . . .	2913	*	*
Bonkie . . . .	4173	462.23	*
Dita . . . .	1241	40.37	*
Daramalo . . .	182	5.47	*
Kucha . . . .	503	26.91	*
Gofa Zuria . .	*	*	*
Zala . . . .	*	*	-
Uba Deber Tse	258	31.81	*
Melekoza . . .	881	51.43	*
Bench-Maji	277	*	*
Shewa Bench .	*	*	-
Bench . . . .	*	*	-
Bero . . . .	-	-	-
Maji . . . .	73	3.18	*
Menit Goldiya	*	*	-
Menit Shasha.	13	*	-
Sheko . . . .	*	*	-
Yem Special Wer	167	*	*
Yem . . . .	167	*	*
Amaro Special W	496	*	*
Amaro . . . .	496	*	*
Burji Special W	972	171.35	*
Burji . . . .	972	171.35	*
Konso Special W	27901	9694.26	47368.7
Konso . . . .	27901	9694.26	47368.7
Dirashe Special	9009	4811.29	13376.3
Dirashe . . . .	9009	4811.29	13376.3
Dawro . . . .	475	17.11	-
Mareka Wereda	-	-	-
Gena Bosa Wer	197	*	-
Gedo Walcha W	206	*	-
Isara Wereda.	-	-	-
Gorka Bersa W	*	*	-
Basketo Special	1893	138.02	521
Basketo . . . .	1893	138.02	521
Konta Special W	1131	*	*
Ela . . . .	1131	*	*

TABLE F - ESTIMATE OF HOLDERS, AREA, PRODUCTION AND YIELD OF TEMPORARY CROPS FOR PRIVATE PEASANT HOLDINGS FOR BELG SEASON RURAL HOLDINGS MILLET

Geographic Area	Number of Holders	Area	Production
		Hectares	Quintals
(S.N.N.P.R) . . .	10757	1008.71	*
Gurage Zone . .	-	-	-
Goru . . . . .	-	-	-
Ezha . . . . .	-	-	-
Kokir Gedebano	-	-	-
Sodo . . . . .	-	-	-
Meskanena Mareko	-	-	-
Selti . . . . .	-	-	-
Gumer . . . . .	-	-	-
Cheha . . . . .	-	-	-
Enemorna Ener	-	-	-
Dalocha . . . .	-	-	-
Lanfuro . . . .	-	-	-
Akililna Mohr	-	-	-
Alicho Woriro	-	-	-
Endegagn . . . .	-	-	-
Hadiya	*	*	-
Misha . . . . .	*	*	-
Lemo . . . . .	-	-	-
Badawacho . . .	-	-	-
Soro . . . . .	-	-	-
Kembata Alaba Tembaro	-	-	-
Omo Sheleko . .	-	-	-
Angacha . . . . .	-	-	-
Kedida Gamela	-	-	-
Alaba . . . . .	-	-	-
Kacha Bira . . .	-	-	-
Sidama Zone . .	*	*	-
Shebedino . . . .	-	-	-
Awasa . . . . .	-	-	-
Arbegona . . . .	-	-	-
Dale . . . . .	-	-	-
Aleta Wendo . .	-	-	-
Dara . . . . .	*	-	-
Hula . . . . .	-	-	-
Bensa . . . . .	*	*	-
Aroresa . . . . .	-	-	-
Gedio	-	-	-
Wenago . . . . .	-	-	-
Yirgachefe . . .	-	-	-
Kochere . . . . .	-	-	-
Bule . . . . .	-	-	-
Wolayita	*	*	*
Sodo Zuria . . .	-	-	-
Boloso Sore . . .	*	*	-
Damot Gale . . .	-	-	-
Damot Wayde . .	-	-	-
Kindo Koysha . .	-	-	-
Offa . . . . .	*	*	*
Humbo . . . . .	-	-	-
South Omo Zone.	1746	196.24	*
Selamago . . . .	-	-	-
Bako Gazer . . .	1434	168.49	*
Gelila . . . . .	-	-	-
Hamer . . . . .	*	*	*

CONTD

Bena Tsemay .	231	22.19		*
Shaka	2227	265.48		*
Masha . . . .	-	-		-
Anderacha . .	*	*		-
Yeki . . . . .	2219	263.86		*
Kaffa	131	14.52		*
Telo . . . . .	-	-		-
Cheta . . . . .	-	-		-
Decha . . . . .	*	*		*
Menjiwo . . .	-	-		-
Gimbo . . . . .	-	-		-
Gewata . . . .	-	-		-
Chena . . . . .	-	-		-
Bitu . . . . .	*	*		*
Gesha Daka . .	-	-		-
Saylem . . . .	*	*		*
Gamo Gofa	613	*		*
Arba Minch Zuria	*	*		*
Boreda . . . .	*	*		*
Mirab Abaya .	-	-		-
Chencha . . . .	-	-		-
Kemba . . . . .	*	*		-
Bonkie . . . . .	*	*		-
Dita . . . . .	-	-		-
Daramalo . . .	-	-		-
Kucha . . . . .	-	-		-
Gofa Zuria . .	*	*		*
Zala . . . . .	*	*		*
Uba Deber Tse	-	-		-
Melekoza . . .	-	-		-
Bench-Maji	869	46.42		*
Shewa Bench .	-	-		-
Bench . . . . .	-	-		-
Bero . . . . .	307	14.99	59.63	
Maji . . . . .	-	-		-
Menit Goldiya	-	-		-
Menit Shasha.	-	-		-
Sheko . . . . .	562	31.44		*
Yem Special Wer	-	-		-
Yem . . . . .	-	-		-
Amaro Special W	-	-		-
Amaro . . . . .	-	-		-
Burji Special W	*	*		-
Burji . . . . .	*	*		-
Konso Special W	4858	408.82		*
Konso . . . . .	4858	408.82		*
Dirashe Special	-	-		-
Dirashe . . . .	-	-		-
Dawro . . . . .	-	-		-
Mareka Wereda	-	-		-
Gena Bosa Wer	-	-		-
Gedo Walcha W	-	-		-
Isara Wereda.	-	-		-
Gorka Bersa W	-	-		-
Basketo Special	-	-		-
Basketo . . . .	-	-		-
Konta Special W	-	-		-
Ela . . . . .	-	-		-

TABLE G - ESTIMATE OF HOLDERS, AREA, PRODUCTION AND YIELD OF TEMPORARY CROPS FOR PRIVATE PEASANT HOLDINGS FOR BELG SEASON RURAL HOLDINGS OATS\AJA

Geographic Area	Number of Holders	Area	Production
		Hectares	Quintals
(S.N.N.P.R) . . . .	823	*	*
Gurage Zone . . . .	-	-	-
Goru . . . . .	-	-	-
Ezha . . . . .	-	-	-
Kokir Gedebano	-	-	-
Sodo . . . . .	-	-	-
Meskanena Mareko	-	-	-
Selti . . . . .	-	-	-
Gumer . . . . .	-	-	-
Cheha . . . . .	-	-	-
Enemorna Ener	-	-	-
Dalocha . . . . .	-	-	-
Lanfuro . . . . .	-	-	-
Akililna Mohr	-	-	-
Alichu Woriro	-	-	-
Endegagn . . . . .	-	-	-
Hadiya	*	*	*
Misha . . . . .	*	*	*
Lemo . . . . .	-	-	-
Badawacho . . . . .	-	-	-
Soro . . . . .	-	-	-
Kembata Alaba Tembaro	150	4	*
Omo Sheleko . . . . .	*	*	*
Angacha . . . . .	-	-	-
Kedida Gamela	*	*	*
Alaba . . . . .	-	-	-
Kacha Bira . . . . .	*	*	*
Sidama Zone . . . . .	-	-	-
Shebedino . . . . .	-	-	-
Awasa . . . . .	-	-	-
Arbegona . . . . .	-	-	-
Dale . . . . .	-	-	-
Aleta Wendo . . . . .	-	-	-
Dara . . . . .	-	-	-
Hula . . . . .	-	-	-
Bensa . . . . .	-	-	-
Aroresa . . . . .	-	-	-
Gedio	-	-	-
Wenago . . . . .	-	-	-
Yirgachefe . . . . .	-	-	-
Kochere . . . . .	-	-	-
Bule . . . . .	-	-	-
Wolayita	*	*	*
Sodo Zuria . . . . .	*	*	*
Boloso Sore . . . . .	*	*	-
Damot Gale . . . . .	-	-	-
Damot Wayde . . . . .	-	-	-
Kindo Koysha . . . . .	-	-	-
Offa . . . . .	*	*	*
Humbo . . . . .	-	-	-
South Omo Zone . . . . .	-	-	-
Selamago . . . . .	-	-	-
Bako Gazer . . . . .	-	-	-
Gelila . . . . .	-	-	-
Hamer . . . . .	-	-	-

CONTD

Bena Tsemay .	-	-	-
Shaka	-	-	-
Masha . . . .	-	-	-
Anderacha . .	-	-	-
Yeki . . . . .	-	-	-
Kaffa	*	*	*
Telo . . . . .	*	*	*
Cheta . . . . .	-	-	-
Decha . . . . .	-	-	-
Menjiwo . . . .	*	*	*
Gimbo . . . . .	-	-	-
Gewata . . . . .	*	*	*
Chena . . . . .	-	-	-
Bitu . . . . .	-	-	-
Gesha Daka . .	-	-	-
Saylem . . . . .	-	-	-
Gamo Gofa	119	*	*
Arba Minch Zuria	-	-	-
Boreda . . . . .	-	-	-
Mirab Abaya . .	-	-	-
Chencha . . . . .	-	-	-
Kemba . . . . .	-	-	-
Bonkie . . . . .	-	-	-
Dita . . . . .	*	*	*
Daramalo . . . .	-	-	-
Kucha . . . . .	*	*	*
Gofa Zuria . . .	-	-	-
Zala . . . . .	-	-	-
Uba Deber Tse	-	-	-
Melekoza . . . .	*	*	-
Bench-Maji	-	-	-
Shewa Bench . .	-	-	-
Bench . . . . .	-	-	-
Bero . . . . .	-	-	-
Maji . . . . .	-	-	-
Menit Goldiya	-	-	-
Menit Shasha . .	-	-	-
Sheko . . . . .	-	-	-
Yem Special Wer	-	-	-
Yem . . . . .	-	-	-
Amaro Special W	-	-	-
Amaro . . . . .	-	-	-
Burji Special W	-	-	-
Burji . . . . .	-	-	-
Konso Special W	-	-	-
Konso . . . . .	-	-	-
Dirashe Special	*	*	-
Dirashe . . . . .	*	*	-
Dawro . . . . .	*	*	-
Mareka Wereda	-	-	-
Gena Bosa Wer	-	-	-
Gedo Walcha W	*	*	-
Isara Wereda . .	-	-	-
Gorka Bersa W	-	-	-
Basketo Special	-	-	-
Basketo . . . . .	-	-	-
Konta Special W	-	-	-
Ela . . . . .	-	-	-

TABLE H- ESTIMATE OF HOLDERS, AREA, PRODUCTION AND YIELD OF  
 TEMPORARYCROPS FOR PRIVATE PEASANT HOLDINGS FOR BELG SEASONRURAL HOLDINGS  
 RICE

Geographic Area	Number of Holders	Production	
		Area Hectares	Quintals
(S.N.N.P.R) . . .	783	-	-
Gurage Zone . .	*	-	-
Goru. . . . .	-	-	-
Ezha. . . . .	-	-	-
Kokir Gedebano	-	-	-
Sodo. . . . .	-	-	-
Meskanena Mareko	-	-	-
Selti . . . . .	-	-	-
Gumer. . . . .	*	-	-
Cheha . . . . .	-	-	-
Enemorna Ener	-	-	-
Dalocha . . . .	-	-	-
Lanfuro . . . .	-	-	-
Akililna Mohr	-	-	-
Alicho Woriro	-	-	-
Endegagn. . . .	-	-	-
Hadiya	*	-	-
Misha . . . . .	*	-	-
Lemo. . . . .	-	-	-
Badawacho . .	-	-	-
Soro. . . . .	-	-	-
Kembata Alaba Tembaro	140	-	-
Omo Sheleko .	*	-	-
Angacha . . . .	*	-	-
Kedida Gamela	-	-	-
Alaba . . . . .	-	-	-
Kacha Bira. . .	-	-	-
Sidama Zone . .	*	-	-
Shebedino . . .	*	-	-
Awasa . . . . .	-	-	-
Arbegona. . . .	-	-	-
Dale. . . . .	-	-	-
Aleta Wendo .	-	-	-
Dara. . . . .	*	-	-
Hula. . . . .	-	-	-
Bensa . . . . .	-	-	-
Aroresa . . . .	*	-	-
Gedio	*	-	-
Wenago. . . . .	*	-	-
Yirgachefe. . .	-	-	-
Kochere . . . .	-	-	-
Bule. . . . .	-	-	-
Wolayita	*	-	-
Sodo Zuria. . .	*	-	-
Boloso Sore . .	-	-	-
Damot Gale. . .	-	-	-
Damot Wayde .	*	-	-
Kindo Koyssha.	-	-	-
Offa. . . . .	*	-	-
Humbo . . . . .	*	-	-
South Omo Zone.	*	-	-
Selamago. . . .	-	-	-
Bako Gazer. . .	-	-	-
Gelila. . . . .	*	-	-
Hamer . . . . .	-	-	-

CONTD

Bena Tsemay .	-	-	-
Shaka	-	-	-
Masha . . . .	-	-	-
Anderacha . .	-	-	-
Yeki . . . . .	-	-	-
Kaffa	-	-	-
Telo . . . . .	-	-	-
Cheta . . . . .	-	-	-
Decha . . . . .	-	-	-
Menjiwo . . . .	-	-	-
Gimbo . . . . .	-	-	-
Gewata . . . . .	-	-	-
Chena . . . . .	-	-	-
Bitu . . . . .	-	-	-
Gesha Daka . .	-	-	-
Saylem . . . . .	-	-	-
Gamo Gofa	-	-	-
Arba Minch Zuria	-	-	-
Boreda . . . . .	-	-	-
Mirab Abaya .	-	-	-
Chencha . . . .	-	-	-
Kemba . . . . .	-	-	-
Bonkie . . . . .	-	-	-
Dita . . . . .	-	-	-
Daramalo . . . .	-	-	-
Kucha . . . . .	-	-	-
Gofa Zuria . .	-	-	-
Zala . . . . .	-	-	-
Uba Deber Tse	-	-	-
Melekoza . . . .	-	-	-
Bench-Maji	-	-	-
Shewa Bench .	-	-	-
Bench . . . . .	-	-	-
Bero . . . . .	-	-	-
Maji . . . . .	-	-	-
Menit Goldiya	-	-	-
Menit Shasha.	-	-	-
Sheko . . . . .	-	-	-
Yem Special Wer	-	-	-
Yem . . . . .	-	-	-
Amaro Special W	*	-	-
Amaro . . . . .	*	-	-
Burji Special W	-	-	-
Burji . . . . .	-	-	-
Konso Special W	*	-	-
Konso . . . . .	*	-	-
Dirashe Special	-	-	-
Dirashe . . . . .	-	-	-
Dawro . . . . .	-	-	-
Mareka Wereda	-	-	-
Gena Bosa Wer	-	-	-
Gedo Walcha W	-	-	-
Isara Wereda.	-	-	-
Gorka Bersa W	-	-	-
Basketo Special	-	-	-
Basketo . . . . .	-	-	-
Konta Special W	-	-	-
Ela . . . . .	-	-	-

TABLE 5.4.1.2 - ESTIMATE OF HOLDERS, AREA, PRODUCTION AND YIELD OF TEMPORARY CROPS FOR PRIVATE PEASANT HOLDINGS FOR BELG SEASON RURAL HOLDINGS PULSES

Geographic Area	Number of Holders	Area	Production
		Hectares	Quintals
(S.N.N.P.R) . . .	750906	48636.02	411367.7
Gurage Zone . .	22316	609.88	5243.25
Goru . . . . .	*	*	-
Ezha . . . . .	*	*	-
Kokir Gedebano	-	-	-
Sodo . . . . .	-	-	-
Meskanena Mareko	874	*	*
Selti . . . . .	1384	*	*
Gumer . . . . .	-	-	-
Cheha . . . . .	5398	113.28	*
Enemorna Ener	7819	169.39	*
Dalocha . . . .	2722	*	*
Lanfuro . . . .	-	-	-
Akililna Mohr	139	*	*
Alichu Woriro	3747	107.34	*
Endegagn . . .	*	*	*
Hadiya	83961	7522.47	55048.49
Misha . . . . .	9775	208.75	*
Lemo . . . . .	17820	1237.88	*
Badawacho . .	32802	5224.98	36442.84
Soro . . . . .	23565	850.87	*
Kembata Alaba Tembaro	65080	4950.36	19965.08
Omo Sheleko .	13973	1106.73	2963.87
Angacha . . . .	12632	739.12	3644.55
Kedida Gamela	15989	1015.06	3833.5
Alaba . . . . .	10511	1411.25	*
Kacha Bira . .	11975	678.2	*
Sidama Zone . .	122512	3715.33	60479.31
Shebedino . . .	34177	801.55	6343.16
Awasa . . . . .	10250	342.09	1661.45
Arbegona . . .	-	-	-
Dale . . . . .	35451	789.06	2092.99
Aleta Wendo .	22033	554.69	*
Dara . . . . .	7109	189.38	*
Hula . . . . .	4460	*	*
Bensa . . . . .	3157	67.03	21.14
Aroresa . . . .	5875	191.61	1895.35
Gedio	11057	92.2	*
Wenago . . . .	4841	36.13	*
Yirgachefe . .	2197	18.51	*
Kochere . . . .	3615	30.17	*
Bule . . . . .	403	*	*
Wolayita	164517	9818.78	96145.84
Sodo Zuria . .	25461	1817.02	3688.89
Boloso Sore . .	30473	1779.85	39521.07
Damot Gale . .	32839	2292.37	18281.85
Damot Wayde .	19513	1207.27	10231.13
Kindo Koysa .	26881	1266.12	11420.49
Offa . . . . .	18826	748.09	8039.52
Humbo . . . . .	10524	708.06	*
South Omo Zone.	20312	1472.02	8295.36
Selamago . . .	604	21.86	*
Bako Gazer . .	12002	760.29	*
Gelila . . . . .	2412	87.13	582.86
Hamer . . . . .	1235	106.41	*

CONTD

Bena Tsemay .	4060	496.31	1438.25
Shaka	7700	394.27	1659.88
Masha . . . .	1500	76.18	201.18
Anderacha . .	1412	64.27	130.31
Yeki. . . . .	4788	253.82	1328.39
Kaffa	40178	3421.59	25668.29
Telo. . . . .	308	15.18	*
Cheta . . . .	2060	205.29	171.95
Decha . . . .	7222	350.07	8638.53
Menjiwo . . .	4500	197.71	*
Gimbo . . . .	6446	559.5	329.48
Gewata. . . .	3581	198.73	1437.57
Chena . . . .	11433	1667.67	12745.19
Bitu. . . . .	2115	155.63	1757.01
Gesha Daka. .	1546	48.36	*
Saylem. . . .	966	23.44	130.51
Gamo Gofa	89852	5874.84	51595.49
Arba Minch Zuria	9761	779.46	10027.39
Boreda. . . .	6408	406.03	3360.3
Mirab Abaya .	3106	147.87	*
Chencha . . .	1262	*	*
Kemba . . . .	8144	773.65	*
Bonkie. . . .	7682	424.1	8820.58
Dita. . . . .	3255	72.63	540.37
Daramalo. . .	4366	146.81	1182.98
Kucha . . . .	16565	998.74	8389.12
Gofa Zuria. .	17047	1582.25	15303.84
Zala. . . . .	3783	176.1	465.29
Uba Deber Tse	982	*	*
Melekoza. . .	7491	244.7	1313.65
Bench-Maji	36172	2928.34	21461.76
Shewa Bench .	2423	142.52	*
Bench . . . .	17690	1654.65	15352.85
Bero. . . . .	741	11.89	108.56
Maji. . . . .	610	30.55	*
Menit Goldiya	7241	682.15	620.69
Menit Shasha.	3895	162.58	2188.54
Sheko . . . .	3573	244	2357.19
Yem Special Wer	3581	99.13	*
Yem . . . . .	3581	99.13	*
Amaro Special W	8641	505.52	*
Amaro . . . .	8641	505.52	*
Burji Special W	4857	411.11	2863.79
Burji . . . .	4857	411.11	2863.79
Konso Special W	25501	3099.58	23861.27
Konso . . . .	25501	3099.58	23861.27
Dirashe Special	15998	2137.49	15246.33
Dirashe . . .	15998	2137.49	15246.33
Dawro . . . .	14536	786.3	3558.09
Mareka Wereda	1371	61.09	77.9
Gena Bosa Wer	5040	312.67	*
Gedo Walcha W	5624	276.65	*
Isara Wereda.	555	17.7	*
Gorka Bersa W	1946	118.19	*
Basketo Special	6535	277.61	626.51
Basketo . . .	6535	277.61	626.51
Konta Special W	7602	519.23	4351.7
Ela . . . . .	7602	519.23	4351.7

TABLE A - ESTIMATE OF HOLDERS, AREA, PRODUCTION AND YIELD OF  
 TEMPORARY CROPS FOR PRIVATE PEASANT HOLDINGS FOR BELG SEASONRURAL HOLDINGS  
 HORSE BEANS

Geographic Area	Number of Holders	Area	Production
		Hectares	Quintals
(S.N.N.P.R) . . .	23302	1107.47	17752.53
Gurage Zone . .	4273	115.55	*
Goru . . . . .	-	-	-
Ezha . . . . .	*	*	-
Kokir Gedebano	-	-	-
Sodo . . . . .	-	-	-
Meskanena Mareko	-	-	-
Selti . . . . .	*	*	*
Gumer . . . . .	-	-	-
Cheha . . . . .	-	-	-
Enemorna Ener	-	-	-
Dalocha . . . .	*	*	*
Lanfuro . . . .	-	-	-
Akililna Mohr	*	*	-
Alichu Woriro	3747	107.34	*
Endegagn. . . .	*	*	*
Hadiya . . . . .	*	*	*
Misha . . . . .	*	*	*
Lemo . . . . .	*	*	*
Badawacho . .	-	-	-
Soro . . . . .	*	*	-
Kembata Alaba Tembaro	279	*	*
Omo Sheleko . .	-	-	-
Angacha . . . .	*	*	*
Kedida Gamela	*	*	*
Alaba . . . . .	*	*	*
Kacha Bira. . .	-	-	-
Sidama Zone . .	*	*	*
Shebedino . . .	-	-	-
Awasa . . . . .	*	*	*
Arbegona. . . .	-	-	-
Dale . . . . .	-	-	-
Aleta Wendo . .	-	-	-
Dara . . . . .	-	-	-
Hula . . . . .	-	-	-
Bensa . . . . .	*	*	*
Aroresa . . . .	-	-	-
Gedio . . . . .	*	*	-
Wenago. . . . .	*	*	-
Yirgachefe. . .	*	*	-
Kochere . . . .	-	-	-
Bule . . . . .	-	-	-
Wolayita . . . .	*	*	*
Sodo Zuria. . .	*	*	-
Boloso Sore . .	-	-	-
Damot Gale. . .	-	-	-
Damot Wayde . .	*	*	-
Kindo Koysha.	*	*	*
Offa . . . . .	*	*	*
Humbo . . . . .	-	-	-
South Omo Zone.	*	*	*
Selamago. . . .	-	-	-
Bako Gazer. . .	*	*	*
Gelila. . . . .	*	*	*
Hamer . . . . .	-	-	-

CONTD

Bena Tsemay .	-	-	-
Shaka	1348	54.65	330.74
Masha . . . .	827	35.53	200.43
Anderacha . .	521	19.12	130.31
Yeki . . . . .	-	-	-
Kaffa	5180	418.65	9264.47
Telo . . . . .	*	*	*
Cheta . . . . .	1070	151.73	22.04
Decha . . . . .	1932	127.92	8359.59
Menjiwo . . .	*	*	*
Gimbo . . . . .	160	6.34	*
Gewata . . . .	*	*	*
Chena . . . . .	1280	103.08	776.63
Bitu . . . . .	181	6.52	*
Gesha Daka . .	252	10.61	2.64
Saylem . . . .	189	4.99	*
Gamo Gofa	4692	119.54	*
Arba Minch Zuria	1768	36.94	*
Boreda . . . .	318	3.89	*
Mirab Abaya .	185	1.27	*
Chencha . . . .	-	-	-
Kemba . . . . .	*	*	*
Bonkie . . . . .	445	12.35	*
Dita . . . . .	*	*	*
Daramalo . . .	*	*	*
Kucha . . . . .	775	14.94	*
Gofa Zuria . .	409	*	*
Zala . . . . .	-	-	-
Uba Deber Tse	*	*	*
Melekoza . . .	*	*	-
Bench-Maji	1296	82.93	185.61
Shewa Bench .	937	64.67	99.23
Bench . . . . .	-	-	-
Bero . . . . .	-	-	-
Maji . . . . .	88	2.96	*
Menit Goldiya	250	14.81	65.83
Menit Shasha.	21	0.49	-
Sheko . . . . .	-	-	-
Yem Special Wer	*	*	*
Yem . . . . .	*	*	*
Amaro Special W	1020	58.88	*
Amaro . . . . .	1020	58.88	*
Burji Special W	541	15.17	*
Burji . . . . .	541	15.17	*
Konso Special W	*	*	-
Konso . . . . .	*	*	-
Dirashe Special	2173	183.76	286.44
Dirashe . . . .	2173	183.76	286.44
Dawro . . . . .	*	*	*
Mareka Wereda	-	-	-
Gena Bosa Wer	-	-	-
Gedo Walcha W	-	-	-
Isara Wereda.	-	-	-
Gorka Bersa W	*	*	*
Basketo Special	280	6.52	*
Basketo . . . .	280	6.52	*
Konta Special W	-	-	-
Ela . . . . .	-	-	-

TABLE B - ESTIMATE OF HOLDERS, AREA, PRODUCTION AND YIELD OF TEMPORARY CROPS FOR PRIVATE PEASANT HOLDINGS FOR BELG SEASON RURAL HOLDINGS FIELD PEAS

Geographic Area	Number of Holders	Area	Production
		Hectares	Quintals
(S.N.N.P.R) . . .	14067	1467.75	7851
Gurage Zone . .	-	-	-
Goru . . . . .	-	-	-
Ezha . . . . .	-	-	-
Kokir Gedebano	-	-	-
Sodo . . . . .	-	-	-
Meskanena Mareko	-	-	-
Selti . . . . .	-	-	-
Gumer . . . . .	-	-	-
Cheha . . . . .	-	-	-
Enemorna Ener	-	-	-
Dalocha . . . .	-	-	-
Lanfuro . . . .	-	-	-
Akililna Mohr	-	-	-
Alicho Woriro	-	-	-
Endegagn . . .	-	-	-
Hadiya . . . . .	-	-	-
Misha . . . . .	-	-	-
Lemo . . . . .	-	-	-
Badawacho . .	-	-	-
Soro . . . . .	-	-	-
Kembata Alaba Tembaro	*	*	*
Omo Sheleko .	*	*	*
Angacha . . . .	-	-	-
Kedida Gamela	-	-	-
Alaba . . . . .	-	-	-
Kacha Bira . .	-	-	-
Sidama Zone . .	*	*	-
Shebedino . . .	-	-	-
Awasa . . . . .	-	-	-
Arbegona . . . .	-	-	-
Dale . . . . .	-	-	-
Aleta Wendo . .	-	-	-
Dara . . . . .	*	*	-
Hula . . . . .	-	-	-
Bensa . . . . .	-	-	-
Aroresa . . . .	-	-	-
Gedio . . . . .	*	*	-
Wenago . . . . .	-	-	-
Yirgachefe . . .	-	-	-
Kochere . . . .	*	*	-
Bule . . . . .	-	-	-
Wolayita . . . .	3370	264.22	674.88
Sodo Zuria . . .	-	-	-
Boloso Sore . .	-	-	-
Damot Gale . . .	1800	221.17	*
Damot Wayde . .	*	*	*
Kindo Koysha .	*	*	*
Offa . . . . .	728	11.58	*
Humbo . . . . .	-	-	-
South Omo Zone.	*	*	*
Selamago . . . .	*	*	-
Bako Gazer . . .	*	*	*
Gelila . . . . .	*	*	*
Hamer . . . . .	-	-	-

CONTD

Bena Tsemay .	*	*	-
Shaka	-	-	-
Masha . . . .	-	-	-
Anderacha . .	-	-	-
Yeki. . . . .	-	-	-
Kaffa	185	10.13	*
Telo. . . . .	-	-	-
Cheta . . . .	-	-	-
Decha . . . .	-	-	-
Menjiwo . . .	*	*	-
Gimbo . . . .	-	-	-
Gewata. . . .	-	-	-
Chena . . . .	*	*	*
Bitu. . . . .	*	*	*
Gesha Daka . .	-	-	-
Saylem. . . .	-	-	-
Gamo Gofa	5536	754.14	*
Arba Minch Zuria	787	*	*
Boreda. . . .	166	3.96	4.55
Mirab Abaya .	262	*	*
Chencha . . .	*	*	*
Kemba . . . .	*	*	*
Bonkie. . . .	198	*	*
Dita. . . . .	-	-	-
Daramalo. . .	-	-	-
Kucha . . . .	414	14.26	*
Gofa Zuria. .	3167	597.38	*
Zala. . . . .	-	-	-
Uba Deber Tse	*	*	*
Melekoza. . .	*	*	*
Bench-Maji	314	28.77	*
Shewa Bench .	*	*	-
Bench . . . .	-	-	-
Bero. . . . .	-	-	-
Maji. . . . .	241	18.09	*
Menit Goldiya	39	2.89	*
Menit Shasha.	-	-	-
Sheko . . . .	-	-	-
Yem Special Wer	-	-	-
Yem . . . . .	-	-	-
Amaro Special W	788	56.09	7.39
Amaro . . . .	788	56.09	7.39
Burji Special W	518	42.85	*
Burji . . . .	518	42.85	*
Konso Special W	*	*	*
Konso . . . .	*	*	*
Dirashe Special	1016	119.4	*
Dirashe . . .	1016	119.4	*
Dawro . . . .	-	-	-
Mareka Wereda	-	-	-
Gena Bosa Wer	-	-	-
Gedo Walcha W	-	-	-
Isara Wereda.	-	-	-
Gorka Bersa W	-	-	-
Basketo Special	800	46.78	27.77
Basketo . . .	800	46.78	27.77
Konta Special W	-	-	-
Ela . . . . .	-	-	-

TABLE C - ESTIMATE OF HOLDERS, AREA, PRODUCTION AND YIELD OF  
 TEMPORARY CROPS FOR PRIVATE PEASANT HOLDINGS FOR BELG SEASON RURAL HOLDINGS  
 HARICOT BEANS

Geographic Area	Number of Holders	Area	Production
		Hectares	Quintals
(S.N.N.P.R) . . .	732446	45873.48	383106.9
Gurage Zone . .	18051	493.94	3744.82
Goru . . . . *	*	*	-
Ezha . . . . *	*	*	-
Kokir Gedebano	-	-	-
Sodo . . . .	-	-	-
Meskanena Mareko	874	*	*
Selti . . . .	1091	*	*
Gumer . . . .	-	-	-
Cheha . . . .	5362	113.28	*
Enemorna Ener	7819	169.39	*
Dalocha . . .	2683	*	*
Lanfuro . . .	-	-	-
Akililna Mohr	115	*	*
Alicho Woriro	-	-	-
Endegagn . . .	-	-	-
Hadiya	83337	7496.02	55039.46
Misha . . . .	9625	206.41	*
Lemo . . . .	17499	1224.86	*
Badawacho . .	32802	5216.47	36438.03
Soro . . . .	23410	848.28	*
Kembata Alaba Tembaro	64776	4913.68	19902.47
Omo Sheleko .	13944	1092.12	2961.83
Angacha . . .	12473	733.23	3599.05
Kedida Gamela	15953	1007.21	3832.05
Alaba . . . .	10457	1405.3	*
Kacha Bira . .	11949	675.81	*
Sidama Zone . .	122231	3708.9	60454.59
Shebedino . .	34177	801.55	6343.16
Awasa . . . .	10077	338.88	1637.68
Arbegona . . .	-	-	-
Dale . . . .	35451	789.06	2092.99
Aleta Wendo .	22033	554.69	*
Dara . . . .	7069	188.79	*
Hula . . . .	4460	*	*
Bensa . . . .	3090	64.67	20.19
Aroresa . . .	5875	191.61	1895.35
Gedio	Zone . .	10919	91.45
Wenago . . . .	4787	35.56	*
Yirgachefe . .	2168	18.51	*
Kochere . . .	3560	30	*
Bule . . . .	403	*	*
Wolayita	163995	9544.23	95394.09
Sodo Zuria . .	25407	1815.5	3688.89
Boloso Sore .	30473	1779.85	39521.07
Damot Gale . .	32499	2071.19	17775.67
Damot Wayde .	19513	1183.11	10196.54
Kindo Koysha.	26788	1250.4	11297.07
Offa . . . .	18789	736.11	7951.96
Humbo . . . .	10524	708.06	*
South Omo Zone.	19863	1355.27	8271.1
Selamago . . .	592	21.77	*
Bako Gazer . .	11608	645.83	*
Gelila . . . .	2369	84.97	580
Hamer . . . .	1235	106.41	*

CONTD

Bena Tsemay .	4060	496.29	1438.25
Shaka	6755	339.39	1329.14
Masha . . . .	915	40.63	*
Anderacha . .	1052	44.95	-
Yeki . . . . .	4788	253.82	1328.39
Kaffa	37092	2991.95	16362.43
Telo . . . . .	262	10.18	*
Cheta . . . . .	1191	53.53	*
Decha . . . . .	6066	222.05	278.94
Menjiwo . . .	4483	195.6	*
Gimbo . . . . .	6415	553.17	287.18
Gewata . . . .	3557	197.21	*
Chena . . . . .	10994	1560.86	11967.05
Bitu . . . . .	1950	143.17	1668.27
Gesha Daka . .	1351	37.75	*
Saylem . . . . .	824	18.45	129.72
Gamo Gofa	86376	4967.5	38807.83
Arba Minch Zuria	9079	682.76	6119.56
Boreda . . . .	6382	398.19	3188.03
Mirab Abaya .	2911	131.06	*
Chencha . . . .	1158	*	*
Kemba . . . . .	8041	746.92	*
Bonkie . . . . .	7558	398.74	8683.07
Dita . . . . .	3240	72.38	540.15
Daramalo . . .	4324	143.67	1142.45
Kucha . . . . .	16312	969.54	6470.58
Gofa Zuria . .	15456	940.31	8862
Zala . . . . .	3783	176.1	465.29
Uba Deber Tse	854	38.34	*
Melekoza . . .	7279	235.99	1307.05
Bench-Maji	34748	2805.21	21160.41
Shewa Bench .	1521	69.49	*
Bench . . . . .	17690	1653.12	15352.85
Bero . . . . .	741	11.89	108.56
Maji . . . . .	267	5.81	1.12
Menit Goldiya	7163	663.19	550.42
Menit Shasha.	3805	157.81	2188.54
Sheko . . . . .	3562	243.9	2357.19
Yem Special Wer	3542	95.9	-
Yem . . . . .	3542	95.9	-
Amaro Special W	7482	383.31	*
Amaro . . . . .	7482	383.31	*
Burji Special W	4433	337.1	2270.03
Burji . . . . .	4433	337.1	2270.03
Konso Special W	25030	3004.29	22186.48
Konso . . . . .	25030	3004.29	22186.48
Dirashe Special	15633	1819.86	14473.59
Dirashe . . . .	15633	1819.86	14473.59
Dawro . . . . .	14497	783.71	3551.2
Mareka Wereda	1350	61.04	77.9
Gena Bosa Wer	5040	312.67	*
Gedo Walcha W	5624	276.65	*
Isara Wereda.	555	17.7	*
Gorka Bersa W	1928	115.64	*
Basketo Special	6155	223.29	590.62
Basketo . . . .	6155	223.29	590.62
Konta Special W	7529	518.48	4351.7
Ela . . . . .	7529	518.48	4351.7

TABLE D- ESTIMATE OF HOLDERS, AREA, PRODUCTION AND YIELD OF  
 TEMPORARYCROPS FOR PRIVATE PEASANT HOLDINGS FOR BELG SEASONRURAL HOLDINGS  
 CHICK PEAS

Geographic Area	Number of Holders	Area	Production
		Hectares	Quintals
(S.N.N.P.R) . . .	690	44.43	*
Gurage Zone . .	-	-	-
Goru. . . . .	-	-	-
Ezha. . . . .	-	-	-
Kokir Gedebano	-	-	-
Sodo. . . . .	-	-	-
Meskanena Mareko	-	-	-
Selti . . . . .	-	-	-
Gumer . . . . .	-	-	-
Cheha . . . . .	-	-	-
Enemorna Ener	-	-	-
Dalocha . . . .	-	-	-
Lanfuro . . . .	-	-	-
Akililna Mohr	-	-	-
Alicho Woriro	-	-	-
Endegagn. . . .	-	-	-
Hadiya	*	*	*
Misha . . . . .	*	*	-
Lemo. . . . .	-	-	-
Badawacho . . .	*	*	*
Soro. . . . .	-	-	-
Kembata Alaba Tembaro	*	*	-
Omo Sheleko . .	*	*	-
Angacha . . . .	-	-	-
Kedida Gamela	-	-	-
Alaba . . . . .	-	-	-
Kacha Bira. . . .	-	-	-
Sidama Zone . .	*	*	-
Shebedino . . . .	-	-	-
Awasa . . . . .	-	-	-
Arbegona. . . . .	-	-	-
Dale. . . . .	-	-	-
Aleta Wendo . .	-	-	-
Dara. . . . .	*	*	-
Hula. . . . .	-	-	-
Bensa . . . . .	-	-	-
Aroresa . . . . .	-	-	-
Gedio	-	-	-
Wenago. . . . .	-	-	-
Yirgachefe. . . .	-	-	-
Kochere . . . . .	-	-	-
Bule. . . . .	-	-	-
Wolayita	-	-	-
Sodo Zuria. . . .	-	-	-
Boloso Sore . . .	-	-	-
Damot Gale. . . .	-	-	-
Damot Wayde . .	-	-	-
Kindo Koysha.	-	-	-
Offa. . . . .	-	-	-
Humbo . . . . .	-	-	-
South Omo Zone.	-	-	-
Selamago. . . . .	-	-	-
Bako Gazer. . . .	-	-	-
Gelila. . . . .	-	-	-
Hamer . . . . .	-	-	-

CONTD

Bena Tsemay .	-	-	-
Shaka	-	-	-
Masha . . . .	-	-	-
Anderacha . .	-	-	-
Yeki . . . . .	-	-	-
Kaffa	-	-	-
Telo . . . . .	-	-	-
Cheta . . . . .	-	-	-
Decha . . . . .	-	-	-
Menjiwo . . . .	-	-	-
Gimbo . . . . .	-	-	-
Gewata . . . . .	-	-	-
Chena . . . . .	-	-	-
Bitu . . . . .	-	-	-
Gesha Daka . .	-	-	-
Saylem . . . . .	-	-	-
Gamo Gofa	-	-	-
Arba Minch Zuria	-	-	-
Boreda . . . . .	-	-	-
Mirab Abaya . .	-	-	-
Chencha . . . . .	-	-	-
Kemba . . . . .	-	-	-
Bonkie . . . . .	-	-	-
Dita . . . . .	-	-	-
Daramalo . . . .	-	-	-
Kucha . . . . .	-	-	-
Gofa Zuria . . .	-	-	-
Zala . . . . .	-	-	-
Uba Deber Tse	-	-	-
Melekoza . . . .	-	-	-
Bench-Maji . . .	-	-	-
Shewa Bench . .	-	-	-
Bench . . . . .	-	-	-
Bero . . . . .	-	-	-
Maji . . . . .	-	-	-
Menit Goldiya	-	-	-
Menit Shasha .	-	-	-
Sheko . . . . .	-	-	-
Yem Special Wer	-	-	-
Yem . . . . .	-	-	-
Amaro Special W	*	*	-
Amaro . . . . .	*	*	-
Burji Special W	98	8.29	4.17
Burji . . . . .	98	8.29	4.17
Konso Special W	*	*	*
Konso . . . . .	*	*	*
Dirashe Special	150	*	*
Dirashe . . . . .	150	*	*
Dawro . . . . .	-	-	-
Mareka Wereda	-	-	-
Gena Bosa Wer	-	-	-
Gedo Walcha W	-	-	-
Isara Wereda .	-	-	-
Gorka Bersa W	-	-	-
Basketo Special	-	-	-
Basketo . . . . .	-	-	-
Konta Special W	-	-	-
Ela . . . . .	-	-	-

TABLE E - ESTIMATE OF HOLDERS, AREA, PRODUCTION AND YIELD OF  
TEMPORARY CROPS FOR PRIVATE PEASANT HOLDINGS FOR BELG SEASON RURAL HOLDINGS  
LENTILS

Geographic Area	Number of Holders	Area	Production
		Hectares	Quintals
(S.N.N.P.R) . . .	1526	80.65	*
Gurage Zone . .	-	-	-
Goru . . . . .	-	-	-
Ezha . . . . .	-	-	-
Kokir Gedebano	-	-	-
Sodo . . . . .	-	-	-
Meskanena Mareko	-	-	-
Selti . . . . .	-	-	-
Gumer . . . . .	-	-	-
Cheha . . . . .	-	-	-
Enemorna Ener	-	-	-
Dalocha . . . .	-	-	-
Lanfuro . . . .	-	-	-
Akililna Mohr	-	-	-
Alicho Woriro	-	-	-
Endegagn . . . .	-	-	-
Hadiya	-	-	-
Misha . . . . .	-	-	-
Lemo . . . . .	-	-	-
Badawacho . . .	-	-	-
Soro . . . . .	-	-	-
Kembata Alaba Tembaro	-	-	-
Omo Sheleko . .	-	-	-
Angacha . . . .	-	-	-
Kedida Gamela	-	-	-
Alaba . . . . .	-	-	-
Kacha Bira . . .	-	-	-
Sidama Zone . .	*	*	-
Shebedino . . . .	-	-	-
Awasa . . . . .	*	*	-
Arbegona . . . .	-	-	-
Dale . . . . .	-	-	-
Aleta Wendo . .	-	-	-
Dara . . . . .	-	-	-
Hula . . . . .	-	-	-
Bensa . . . . .	-	-	-
Aroresa . . . . .	-	-	-
Gedio	-	-	-
Wenago . . . . .	-	-	-
Yirgachefe . . .	-	-	-
Kochere . . . . .	-	-	-
Bule . . . . .	-	-	-
Wolayita	-	-	-
Sodo Zuria . . .	-	-	-
Boloso Sore . . .	-	-	-
Damot Gale . . .	-	-	-
Damot Wayde . .	-	-	-
Kindo Koysya . .	-	-	-
Offa . . . . .	-	-	-
Humbo . . . . .	-	-	-
South Omo Zone .	-	-	-
Selamago . . . .	-	-	-
Bako Gazer . . .	-	-	-
Gelila . . . . .	-	-	-
Hamer . . . . .	-	-	-

CONTD

Bena Tsemay .	-	-	-
Shaka	*	*	-
Masha . . . .	-	-	-
Anderacha . .	*	*	-
Yeki. . . . .	-	-	-
Kaffa	-	-	-
Telo. . . . .	-	-	-
Cheta . . . .	-	-	-
Decha . . . .	-	-	-
Menjiwo . . .	-	-	-
Gimbo . . . .	-	-	-
Gewata. . . .	-	-	-
Chena . . . .	-	-	-
Bitu. . . . .	-	-	-
Gesha Daka .	-	-	-
Saylem. . . .	-	-	-
Gamo Gofa	*	*	*
Arba Minch Zuria	-	-	-
Boreda. . . .	-	-	-
Mirab Abaya .	-	-	-
Chencha . . .	-	-	-
Kemba . . . .	-	-	-
Bonkie. . . .	*	*	-
Dita. . . . .	-	-	-
Daramalo. . .	-	-	-
Kucha . . . .	-	-	-
Gofa Zuria. .	*	*	*
Zala. . . . .	-	-	-
Uba Deber Tse	-	-	-
Melekoza. . .	-	-	-
Bench-Maji	*	3.79	0.09
Shewa Bench .	-	-	-
Bench . . . .	*	*	-
Bero. . . . .	-	-	-
Maji. . . . .	49	3.32	0.09
Menit Goldiya	-	-	-
Menit Shasha.	-	-	-
Sheko . . . .	-	-	-
Yem Special Wer	-	-	-
Yem . . . . .	-	-	-
Amaro Special W	*	*	-
Amaro . . . .	*	*	-
Burji Special W	110	4.55	*
Burji . . . .	110	4.55	*
Konso Special W	680	47.25	*
Konso . . . .	680	47.25	*
Dirashe Special	*	*	-
Dirashe . . .	*	*	-
Dawro . . . .	-	-	-
Mareka Wereda	-	-	-
Gena Bosa Wer	-	-	-
Gedo Walcha W	-	-	-
Isara Wereda.	-	-	-
Gorka Bersa W	-	-	-
Basketo Special	-	-	-
Basketo . . .	-	-	-
Konta Special W	-	-	-
Ela . . . . .	-	-	-

TABLE F - ESTIMATE OF HOLDERS, AREA, PRODUCTION AND YIELD OF  
 TEMPORARY CROPS FOR PRIVATE PEASANT HOLDINGS FOR BELG SEASON RURAL HOLDINGS  
 VETCH

Geographic Area	Number of Holders	Area	Production
		Hectares	Quintals
(S.N.N.P.R) . . . . .	235	*	-
Gurage Zone . . . . .	-	-	-
Goru . . . . .	-	-	-
Ezha . . . . .	-	-	-
Kokir Gedebano	-	-	-
Sodo . . . . .	-	-	-
Meskanena Mareko	-	-	-
Selti . . . . .	-	-	-
Gumer . . . . .	-	-	-
Cheha . . . . .	-	-	-
Enemorna Ener	-	-	-
Dalocha . . . . .	-	-	-
Lanfuro . . . . .	-	-	-
Akililna Mohr	-	-	-
Alicho Woriro	-	-	-
Endegagn . . . . .	-	-	-
Hadiya	-	-	-
Misha . . . . .	-	-	-
Lemo . . . . .	-	-	-
Badawacho . . . . .	-	-	-
Soro . . . . .	-	-	-
Kembata Alaba Tembaro	-	-	-
Omo Sheleko . . . . .	-	-	-
Angacha . . . . .	-	-	-
Kedida Gamela	-	-	-
Alaba . . . . .	-	-	-
Kacha Bira . . . . .	-	-	-
Sidama Zone . . . . .	-	-	-
Shebedino . . . . .	-	-	-
Awasa . . . . .	-	-	-
Arbegona . . . . .	-	-	-
Dale . . . . .	-	-	-
Aleta Wendo . . . . .	-	-	-
Dara . . . . .	-	-	-
Hula . . . . .	-	-	-
Bensa . . . . .	-	-	-
Aroresa . . . . .	-	-	-
Gedio	-	-	-
Wenago . . . . .	-	-	-
Yirgachefe . . . . .	-	-	-
Kochere . . . . .	-	-	-
Bule . . . . .	-	-	-
Wolayita	*	*	-
Sodo Zuria . . . . .	*	*	-
Boloso Sore . . . . .	-	-	-
Damot Gale . . . . .	-	-	-
Damot Wayde . . . . .	-	-	-
Kindo Koysa . . . . .	-	-	-
Offa . . . . .	-	-	-
Humbo . . . . .	-	-	-
South Omo Zone . . . . .	-	-	-
Selamago . . . . .	-	-	-
Bako Gazer . . . . .	-	-	-
Gelila . . . . .	-	-	-
Hamer . . . . .	-	-	-

CONTD

Bena Tsemay .	-	-	-
Shaka	-	-	-
Masha . . . .	-	-	-
Anderacha . .	-	-	-
Yeki . . . . .	-	-	-
Kaffa	*	*	-
Telo . . . . .	-	-	-
Cheta . . . . .	*	*	-
Decha . . . . .	-	-	-
Menjiwo . . . .	-	-	-
Gimbo . . . . .	-	-	-
Gewata . . . . .	-	-	-
Chena . . . . .	-	-	-
Bitu . . . . .	-	-	-
Gesha Daka . .	-	-	-
Saylem . . . . .	-	-	-
Gamo Gofa	*	*	-
Arba Minch Zuria	-	-	-
Boreda . . . . .	*	*	-
Mirab Abaya . .	-	-	-
Chencha . . . .	-	-	-
Kemba . . . . .	-	-	-
Bonkie . . . . .	-	-	-
Dita . . . . .	-	-	-
Daramalo . . . .	-	-	-
Kucha . . . . .	-	-	-
Gofa Zuria . . .	-	-	-
Zala . . . . .	*	*	-
Uba Deber Tse	-	-	-
Melekoza . . . .	*	*	-
Bench-Maji	-	-	-
Shewa Bench . .	-	-	-
Bench . . . . .	-	-	-
Bero . . . . .	-	-	-
Maji . . . . .	-	-	-
Menit Goldiya	-	-	-
Menit Shasha.	-	-	-
Sheko . . . . .	-	-	-
Yem Special Wer	*	*	-
Yem . . . . .	-	-	-
Amaro Special W	*	*	-
Amaro . . . . .	-	-	-
Burji Special W	-	-	-
Burji . . . . .	-	-	-
Konso Special W	-	-	-
Konso . . . . .	-	-	-
Dirashe Special	-	-	-
Dirashe . . . . .	-	-	-
Dawro . . . . .	-	-	-
Mareka Wereda	*	*	-
Gena Bosa Wer	-	-	-
Gedo Walcha W	*	*	-
Isara Wereda.	-	-	-
Gorka Bersa W	-	-	-
Basketo Special	-	-	-
Basketo . . . . .	-	-	-
Konta Special W	-	-	-
Ela . . . . .	-	-	-

TABLE G- ESTIMATE OF HOLDERS, AREA, PRODUCTION AND YIELD OF TEMPORARY CROPS FOR PRIVATE PEASANT HOLDINGS FOR BELG SEASON RURAL HOLDINGS SOYA BEANS

Geographic Area	Number of Holders	Area	Production
		Hectares	Quintals
(S.N.N.P.R) . . .	-	-	-
Gurage Zone . .	-	-	-
Goru . . . . .	-	-	-
Ezha . . . . .	-	-	-
Kokir Gedebano	-	-	-
Sodo . . . . .	-	-	-
Meskanena Mareko	-	-	-
Selti . . . . .	-	-	-
Gumer . . . . .	-	-	-
Cheha . . . . .	-	-	-
Enemorna Ener	-	-	-
Dalocha . . . .	-	-	-
Lanfuro . . . .	-	-	-
Akililna Mohr	-	-	-
Alicho Woriro	-	-	-
Endegagn . . . .	-	-	-
Hadiya	-	-	-
Misha . . . . .	-	-	-
Lemo . . . . .	-	-	-
Badawacho . . .	-	-	-
Soro . . . . .	-	-	-
Kembata Alaba Tembaro	-	-	-
Omo Sheleko . .	-	-	-
Angacha . . . .	-	-	-
Kedida Gamela	-	-	-
Alaba . . . . .	-	-	-
Kacha Bira . . .	-	-	-
Sidama Zone . .	-	-	-
Shebedino . . .	-	-	-
Awasa . . . . .	*	*	-
Arbegona . . . .	*	*	-
Dale . . . . .	*	*	-
Aleta Wendo . .	*	*	-
Dara . . . . .	*	*	-
Hula . . . . .	*	*	-
Bensa . . . . .	*	*	-
Aroresa . . . . .	*	*	-
Gedio	*	*	-
Wenago . . . . .	*	*	-
Yirgachefe . . .	-	-	-
Kochere . . . .	-	-	-
Bule . . . . .	-	-	-
Wolayita	-	-	-
Sodo Zuria . . .	*	*	-
Boloso Sore . . .	*	*	-
Damot Gale . . .	*	*	-
Damot Wayde . .	*	*	-
Kindo Koyssha .	-	-	-
Offa . . . . .	-	-	-
Humbo . . . . .	-	-	-
South Omo Zone .	-	-	-
Selamago . . . .	-	-	-
Bako Gazer . . .	-	-	-
Gelila . . . . .	-	-	-
Hamer . . . . .	-	-	-

CONTD

Bena Tsemay .	-	-	-
Shaka	-	-	-
Masha . . . .	-	-	-
Anderacha . .	-	-	-
Yeki . . . . .	-	-	-
Kaffa	-	-	-
Telo . . . . .	-	-	-
Cheta . . . . .	-	-	-
Decha . . . . .	-	-	-
Menjiwo . . . .	-	-	-
Gimbo . . . . .	-	-	-
Gewata . . . . .	-	-	-
Chena . . . . .	-	-	-
Bitu . . . . .	-	-	-
Gesha Daka . .	-	-	-
Saylem . . . . .	-	-	-
Gamo Gofa	-	-	-
Arba Minch Zuria	-	-	-
Boreda . . . . .	-	-	-
Mirab Abaya . .	-	-	-
Chencha . . . . .	-	-	-
Kemba . . . . .	-	-	-
Bonkie . . . . .	-	-	-
Dita . . . . .	-	-	-
Daramalo . . . .	-	-	-
Kucha . . . . .	-	-	-
Gofa Zuria . . .	-	-	-
Zala . . . . .	-	-	-
Uba Deber Tse	-	-	-
Melekoza . . . .	-	-	-
Bench-Maji	211	4.28	-
Shewa Bench . .	-	-	-
Bench . . . . .	-	-	-
Bero . . . . .	-	-	-
Maji . . . . .	-	-	-
Menit Goldiya	-	-	-
Menit Shasha.	211	4.28	-
Sheko . . . . .	-	-	-
Yem Special Wer	-	-	-
Yem . . . . .	-	-	-
Amaro Special W	*	*	-
Amaro . . . . .	*	*	-
Burji Special W	-	-	-
Burji . . . . .	-	-	-
Konso Special W	-	-	-
Konso . . . . .	-	-	-
Dirashe Special	-	-	-
Dirashe . . . . .	-	-	-
Dawro . . . . .	-	-	-
Mareka Wereda	-	-	-
Gena Bosa Wer	-	-	-
Gedo Walcha W	-	-	-
Isara Wereda.	-	-	-
Gorka Bersa W	-	-	-
Basketo Special	-	-	-
Basketo . . . . .	-	-	-
Konta Special W	-	-	-
Ela . . . . .	-	-	-

TABLE H- ESTIMATE OF HOLDERS, AREA, PRODUCTION AND YIELD OF  
 TEMPORARYCROPS FOR PRIVATE PEASANT HOLDINGS FOR BELG SEASONRURAL HOLDINGS  
 FENU GREEK

Geographic Area	Number of Holders	Area	Production
		Hectares	Quintals
(S.N.N.P.R) . . .	2529	39.23	*
Gurage Zone . .	*	*	*
Goru . . . . .	-	-	-
Ezha . . . . .	*	*	-
Kokir Gedebano	-	-	-
Sodo . . . . .	-	-	-
Meskanena Mareko	-	-	-
Selti . . . . .	-	-	-
Gumer . . . . .	-	-	-
Cheha . . . . .	-	-	-
Enemorna Ener	-	-	-
Dalocha . . . .	-	-	-
Lanfuro . . . .	-	-	-
Akililna Mohr	-	-	-
Alicho Woriro	-	-	-
Endegagn. . . .	*	*	*
Hadiya	*	*	-
Misha . . . . .	*	*	-
Lemo . . . . .	*	*	-
Badawacho . . .	-	-	-
Soro . . . . .	-	-	-
Kembata Alaba Tembaro	*	*	*
Omo Sheleko . .	-	-	-
Angacha . . . .	*	*	*
Kedida Gamela	*	*	*
Alaba . . . . .	-	-	-
Kacha Bira. . .	-	-	-
Sidama Zone . .	*	*	-
Shebedino . . .	-	-	-
Awasa . . . . .	-	-	-
Arbegona. . . .	-	-	-
Dale . . . . .	-	-	-
Aleta Wendo . .	-	-	-
Dara . . . . .	-	-	-
Hula . . . . .	*	*	-
Bensa . . . . .	-	-	-
Aroresa . . . .	-	-	-
Gedio	-	-	-
Wenago. . . . .	-	-	-
Yirgachefe. . .	-	-	-
Kochere . . . .	-	-	-
Bule . . . . .	-	-	-
Wolayita	-	-	-
Sodo Zuria. . .	-	-	-
Boloso Sore . .	-	-	-
Damot Gale. . .	-	-	-
Damot Wayde . .	-	-	-
Kindo Koysya.	-	-	-
Offa . . . . .	-	-	-
Humbo . . . . .	-	-	-
South Omo Zone.	-	-	-
Selamago. . . .	-	-	-
Bako Gazer. . .	-	-	-
Gelila. . . . .	-	-	-
Hamer . . . . .	-	-	-

CONTD

Bena Tsemay .	-	-	-
Shaka	*	*	-
Masha . . . .	*	*	-
Anderacha . .	*	*	-
Yeki . . . . .	-	-	-
Kaffa	*	*	-
Telo . . . . .	-	-	-
Cheta . . . . .	-	-	-
Decha . . . . .	*	*	-
Menjiwo . . .	-	-	-
Gimbo . . . . .	-	-	-
Gewata . . . .	*	*	-
Chena . . . . .	*	*	-
Bitu . . . . .	-	-	-
Gesha Daka . .	-	-	-
Saylem . . . .	-	-	-
Gamo Gofa	1415	14.6	*
Arba Minch Zuria	-	-	-
Boreda . . . .	-	-	-
Mirab Abaya .	-	-	-
Chencha . . . .	*	*	*
Kemba . . . . .	-	-	-
Bonkie . . . . .	-	-	-
Dita . . . . .	*	*	-
Daramalo . . .	-	-	-
Kucha . . . . .	-	-	-
Gofa Zuria . .	*	*	*
Zala . . . . .	-	-	-
Uba Deber Tse	*	*	*
Melekoza . . .	*	*	*
Bench-Maji	*	*	-
Shewa Bench .	*	*	-
Bench . . . . .	*	*	-
Bero . . . . .	-	-	-
Maji . . . . .	*	*	-
Menit Goldiya	*	*	-
Menit Shasha.	-	-	-
Sheko . . . . .	-	-	-
Yem Special Wer	*	*	-
Yem . . . . .	*	*	-
Amaro Special W	-	-	-
Amaro . . . . .	-	-	-
Burji Special W	65	*	*
Burji . . . . .	65	*	*
Konso Special W	*	-	-
Konso . . . . .	*	*	*
Dirashe Special	*	*	*
Dirashe . . . .	*	*	*
Dawro . . . . .	-	-	-
Mareka Wereda	-	-	-
Gena Bosa Wer	-	-	-
Gedo Walcha W	-	-	-
Isara Wereda.	-	-	-
Gorka Bersa W	-	-	-
Basketo Special	-	-	-
Basketo . . . .	-	-	-
Konta Special W	*	*	-
Ela . . . . .	*	*	-

TABLE I - ESTIMATE OF HOLDERS, AREA, PRODUCTION AND YIELD OF TEMPORARY CROPS FOR PRIVATE PEASANT HOLDINGS FOR BELG SEASON RURAL HOLDINGS GIBTO

Geographic Area	Number of Holders	Area	Production
		Hectares	Quintals
	*	*	-
Gurage Zone ..	*	-	-
Goru. ....	-	-	-
Ezha. ....	-	-	-
Kokir Gedebano	-	-	-
Sodo. ....	-	-	-
Meskanena Mareko	-	-	-
Selti. ....	-	-	-
Gumer. ....	-	-	-
Cheha. ....	*	-	-
Enemorna Ener	-	-	-
Dalocha ...	-	-	-
Lanfuro ..	-	-	-
Akililna Mohr	-	-	-
Alicho Woriro	-	-	-
Endegagn. ...	-	-	-
Hadiya	-	-	-
Misha. ....	-	-	-
Lemo. ....	-	-	-
Badawacho ..	-	-	-
Soro. ....	-	-	-
Kembata Alaba Tembaro	*	*	-
Omo Sheleko .	-	-	-
Angacha ...	-	-	-
Kedida Gamela	-	-	-
Alaba. ....	-	-	-
Kacha Bira. .	*	*	-
Sidama Zone ..	-	-	-
Shebedino ..	-	-	-
Awasa. ....	-	-	-
Arbegona. ...	-	-	-
Dale. ....	-	-	-
Aleta Wendo .	-	-	-
Dara. ....	-	-	-
Hula. ....	-	-	-
Bensa. ....	-	-	-
Aroresa ...	-	-	-
Gedio	-	-	-
Wenago. ...	-	-	-
Yirgachefe. .	-	-	-
Kochere ...	-	-	-
Bule. ....	-	-	-
Wolayita	-	-	-
Sodo Zuria. .	-	-	-
Boloso Sore .	-	-	-
Damot Gale. .	-	-	-
Damot Wayde .	-	-	-
Kindo Koyssha.	-	-	-
Offa. ....	-	-	-
Humbo. ....	-	-	-
South Omo Zone.	-	-	-
Selamago. ...	-	-	-
Bako Gazer. .	-	-	-
Gelila. ...	-	-	-
Hamer. ....	-	-	-

CONTD

Bena Tsemay .	-	-	-
Shaka	-	-	-
Masha . . . .	-	-	-
Anderacha . .	-	-	-
Yeki. . . . .	-	-	-
Kaffa	-	-	-
Telo. . . . .	-	-	-
Cheta . . . . .	-	-	-
Decha . . . . .	-	-	-
Menjiwo . . .	-	-	-
Gimbo . . . .	-	-	-
Gewata. . . .	-	-	-
Chena . . . .	-	-	-
Bitu. . . . .	-	-	-
Gesha Daka. .	-	-	-
Saylem. . . .	-	-	-
Gamo Gofa	-	-	-
Arba Minch Zuria	-	-	-
Boreda. . . .	-	-	-
Mirab Abaya .	-	-	-
Chencha . . .	-	-	-
Kemba . . . .	-	-	-
Bonkie. . . .	-	-	-
Dita. . . . .	-	-	-
Daramalo. . .	-	-	-
Kucha . . . .	-	-	-
Gofa Zuria. .	-	-	-
Zala. . . . .	-	-	-
Uba Deber Tse	-	-	-
Melekoza. . .	-	-	-
Bench-Maji	*	*	-
Shewa Bench .	-	-	-
Bench . . . .	-	-	-
Bero. . . . .	-	-	-
Maji. . . . .	-	-	-
Menit Goldiya	-	-	-
Menit Shasha.	*	*	-
Sheko . . . .	-	-	-
Yem Special Wer	-	-	-
Yem . . . . .	-	-	-
Amaro Special W	-	-	-
Amaro . . . .	-	-	-
Burji Special W	-	-	-
Burji . . . .	-	-	-
Konso Special W	-	-	-
Konso . . . .	-	-	-
Dirashe Special	-	-	-
Dirashe . . .	-	-	-
Dawro . . . .	-	-	-
Mareka Wereda	-	-	-
Gena Bosa Wer	-	-	-
Gedo Walcha W	-	-	-
Isara Wereda.	-	-	-
Gorka Bersa W	-	-	-
Basketo Special	-	-	-
Basketo . . .	-	-	-
Konta Special W	-	-	-
Ela . . . . .	-	-	-

TABLE 5.4.1.3 - ESTIMATE OF HOLDERS, AREA, PRODUCTION AND YIELD OF TEMPORARY CROPS FOR PRIVATE PEASANT HOLDINGS FOR BELG SEASON RURAL HOLDINGS OIL SEEDS

Geographic Area	Number of Holders	Area	Production
		Hectares	Quintals
(S.N.N.P.R) . . .	18703	467.58	*
Gurage Zone . .	6348	*	*
Goru . . . . .	-	-	-
Ezha . . . . .	2604	-	-
Kokir Gedebano	*	-	-
Sodo . . . . .	-	-	-
Meskanena Mareko	-	-	-
Selti . . . . .	-	-	-
Gumer . . . . .	*	-	-
Cheha . . . . .	*	*	*
Enemorna Ener	*	-	-
Dalocha . . . .	-	-	-
Lanfuro . . . .	-	-	-
Akililna Mohr	*	-	-
Alichu Woriro	-	-	-
Endegagn. . . .	-	-	-
Hadiya . . . . .	*	*	-
Misha . . . . .	*	*	-
Lemo . . . . .	*	-	-
Badawacho . . .	*	*	-
Soro . . . . .	-	-	-
Kembata Alaba Tembaro	1902	*	-
Omo Sheleko . .	1256	-	-
Angacha . . . .	*	-	-
Kedida Gamela	-	-	-
Alaba . . . . .	-	-	-
Kacha Bira . . .	*	*	-
Sidama Zone . .	*	*	-
Shebedino . . .	-	-	-
Awasa . . . . .	-	-	-
Arbegona . . . .	-	-	-
Dale . . . . .	*	-	-
Aleta Wendo . .	-	-	-
Dara . . . . .	*	*	-
Hula . . . . .	-	-	-
Bensa . . . . .	-	-	-
Aroresa . . . . .	-	-	-
Gedio . . . . .	*	*	-
Wenago . . . . .	-	-	-
Yirgachefe . . .	*	*	-
Kochere . . . . .	*	*	-
Bule . . . . .	*	-	-
Wolayita . . . .	-	-	-
Sodo Zuria . . .	-	-	-
Boloso Sore . . .	-	-	-
Damot Gale . . .	-	-	-
Damot Wayde . .	-	-	-
Kindo Koysha . .	-	-	-
Offa . . . . .	-	-	-
Humbo . . . . .	-	-	-
South Omo Zone.	1452	41.66	45.1
Selamago . . . .	210	3.34	*
Bako Gazer . . .	942	26.15	*
Gelila . . . . .	168	2.66	*
Hamer . . . . .	*	*	-

CONTD

Bena Tsemay .	126	8.47	*
Shaka	293	-	-
Masha . . . .	223	-	-
Anderacha . .	70	-	-
Yeki . . . . .	-	-	-
Kaffa	630	*	-
Telo . . . . .	*	-	-
Cheta . . . . .	*	-	-
Decha . . . . .	*	-	-
Menjiwo . . .	-	-	-
Gimbo . . . . .	*	*	-
Gewata . . . .	-	-	-
Chena . . . . .	-	-	-
Bitu . . . . .	-	-	-
Gesha Daka . .	349	-	-
Saylem . . . .	157	-	-
Gamo Gofa	3659	394.85	*
Arba Minch Zuria	-	-	-
Boreda . . . .	*	*	-
Mirab Abaya .	*	*	*
Chencha . . . .	-	-	-
Kemba . . . . .	*	*	-
Bonkie . . . . .	-	-	-
Dita . . . . .	-	-	-
Daramalo . . .	*	*	*
Kucha . . . . .	1300	88.04	697.61
Gofa Zuria . .	1622	*	*
Zala . . . . .	317	27.77	*
Uba Deber Tse	*	*	*
Melekoza . . .	247	*	*
Bench-Maji	249	*	-
Shewa Bench .	*	-	-
Bench . . . . .	-	-	-
Bero . . . . .	-	-	-
Maji . . . . .	-	-	-
Menit Goldiya	81	*	-
Menit Shasha.	*	-	-
Sheko . . . . .	-	-	-
Yem Special Wer	*	-	-
Yem . . . . .	*	-	-
Amaro Special W	*	*	*
Amaro . . . . .	*	*	*
Burji Special W	58	*	-
Burji . . . . .	58	*	-
Konso Special W	*	*	-
Konso . . . . .	*	*	-
Dirashe Special	*	*	-
Dirashe . . . .	*	*	-
Dawro . . . . .	135	*	*
Mareka Wereda	-	-	-
Gena Bosa Wer	*	*	-
Gedo Walcha W	*	*	*
Isara Wereda.	*	-	-
Gorka Bersa W	-	-	-
Basketo Special	281	6.55	*
Basketo . . . .	281	6.55	*
Konta Special W	-	-	-
Ela . . . . .	-	-	-

TABLE A - ESTIMATE OF HOLDERS, AREA, PRODUCTION AND YIELD OF TEMPORARYCROPS FOR PRIVATE PEASANT HOLDINGS FOR BELG SEASONRURAL HOLDINGS NEUG

Geographic Area	Number of Holders	Area	Production
		Hectares	Quintals
(S.N.N.P.R) . . .	*	*	*
Gurage Zone . .	*	*	*
Goru . . . . .	-	-	-
Ezha . . . . .	-	-	-
Kokir Gedebano	-	-	-
Sodo . . . . .	-	-	-
Meskanena Mareko	-	-	-
Selti . . . . .	-	-	-
Gumer . . . . .	-	-	-
Cheha . . . . .	*	*	*
Enemorna Ener	-	-	-
Dalocha . . . .	-	-	-
Lanfuro . . . .	-	-	-
Akililna Mohr	-	-	-
Alichu Woriro	-	-	-
Endegagn. . . .	-	-	-
Hadiya . . . . .	-	-	-
Misha . . . . .	-	-	-
Lemo . . . . .	-	-	-
Badawacho . .	-	-	-
Soro . . . . .	-	-	-
Kembata Alaba Tembaro	-	-	-
Omo Sheleko . .	-	-	-
Angacha . . . .	-	-	-
Kedida Gamela	-	-	-
Alaba . . . . .	-	-	-
Kacha Bira . . .	-	-	-
Sidama Zone . .	-	-	-
Shebedino . . .	-	-	-
Awasa . . . . .	-	-	-
Arbegona . . . .	-	-	-
Dale . . . . .	-	-	-
Aleta Wendo . .	-	-	-
Dara . . . . .	-	-	-
Hula . . . . .	-	-	-
Bensa . . . . .	-	-	-
Aroresa . . . . .	-	-	-
Gedio . . . . .	-	-	-
Wenago . . . . .	-	-	-
Yirgachefe . . .	-	-	-
Kochere . . . .	-	-	-
Bule . . . . .	-	-	-
Wolayita . . . .	-	-	-
Sodo Zuria . . .	-	-	-
Boloso Sore . . .	-	-	-
Damot Gale . . .	-	-	-
Damot Wayde . .	-	-	-
Kindo Koyscha .	-	-	-
Offa . . . . .	-	-	-
Humbo . . . . .	-	-	-
South Omo Zone.	-	-	-
Selamago . . . .	-	-	-
Bako Gazer . . .	-	-	-
Gelila . . . . .	-	-	-
Hamer . . . . .	-	-	-

CONTD

Bena Tsemay .	-	-	-
Shaka	-	-	-
Masha . . . .	-	-	-
Anderacha . .	-	-	-
Yeki . . . .	-	-	-
Kaffa	-	-	-
Telo. . . . .	-	-	-
Cheta . . . .	-	-	-
Decha . . . .	-	-	-
Menjiwo . . .	-	-	-
Gimbo . . . .	-	-	-
Gewata. . . .	-	-	-
Chena . . . .	-	-	-
Bitu. . . . .	-	-	-
Gesha Daka. .	-	-	-
Saylem. . . .	-	-	-
Gamo Gofa	*	*	*
Arba Minch Zuria	-	-	-
Boreda. . . .	-	-	-
Mirab Abaya .	-	-	-
Chencha . . .	-	-	-
Kemba . . . .	-	-	-
Bonkie. . . .	-	-	-
Dita. . . . .	-	-	-
Daramalo. . .	*	*	*
Kucha . . . .	*	*	*
Gofa Zuria. .	-	-	-
Zala. . . . .	-	-	-
Uba Deber Tse	-	-	-
Melekoza. . .	-	-	-
Bench-Maji	-	-	-
Shewa Bench .	-	-	-
Bench . . . .	-	-	-
Bero. . . . .	-	-	-
Maji. . . . .	-	-	-
Menit Goldiya	-	-	-
Menit Shasha.	-	-	-
Sheko . . . .	-	-	-
Yem Special Wer	-	-	-
Yem . . . . .	-	-	-
Amaro Special W	-	-	-
Amaro . . . .	-	-	-
Burji Special W	*	*	*
Burji . . . .	*	*	*
Konso Special W	-	-	-
Konso . . . .	-	-	-
Dirashe Special	-	-	-
Dirashe . . .	-	-	-
Dawro . . . .	-	-	-
Mareka Wereda	-	-	-
Gena Bosa Wer	-	-	-
Gedo Walcha W	-	-	-
Isara Wereda.	-	-	-
Gorka Bersa W	-	-	-
Basketo Special	-	-	-
Basketo . . .	-	-	-
Konta Special W	-	-	-
Ela . . . . .	-	-	-

TABLE B - ESTIMATE OF HOLDERS, AREA, PRODUCTION AND YIELD OF  
TEMPORARY CROPS FOR PRIVATE PEASANT HOLDINGS FOR BELG SEASON RURAL HOLDINGS  
LINE SEED

Geographic Area	Number of Holders	Area	Production
		Hectares	Quintals
(S.N.N.P.R) . . .	253	*	*
Gurage Zone . .	-	-	-
Goru . . . . .	-	-	-
Ezha . . . . .	-	-	-
Kokir Gedebano	-	-	-
Sodo . . . . .	-	-	-
Meskanena Mareko	-	-	-
Selti . . . . .	-	-	-
Gumer . . . . .	-	-	-
Cheha . . . . .	-	-	-
Enemorna Ener	-	-	-
Dalocha . . . .	-	-	-
Lanfuro . . . .	-	-	-
Akililna Mohr	-	-	-
Alicho Woriro	-	-	-
Endegagn . . . .	-	-	-
Hadiya	-	-	-
Misha . . . . .	-	-	-
Lemo . . . . .	-	-	-
Badawacho . . .	-	-	-
Soro . . . . .	-	-	-
Kembata Alaba Tembaro	-	-	-
Omo Sheleko . .	-	-	-
Angacha . . . . .	-	-	-
Kedida Gamela	-	-	-
Alaba . . . . .	-	-	-
Kacha Bira . . .	-	-	-
Sidama Zone . .	-	-	-
Shebedino . . . .	-	-	-
Awasa . . . . .	-	-	-
Arbegona . . . .	-	-	-
Dale . . . . .	-	-	-
Aleta Wendo . .	-	-	-
Dara . . . . .	-	-	-
Hula . . . . .	-	-	-
Bensa . . . . .	-	-	-
Aroresa . . . . .	-	-	-
Gedio	*	*	-
Wenago . . . . .	-	-	-
Yirgachefe . . .	-	-	-
Kochere . . . . .	*	*	-
Bule . . . . .	-	-	-
Wolayita	-	-	-
Sodo Zuria . . .	-	-	-
Boloso Sore . . .	-	-	-
Damot Gale . . .	-	-	-
Damot Wayde . .	-	-	-
Kindo Koyssha .	-	-	-
Offa . . . . .	-	-	-
Humbo . . . . .	-	-	-
South Omo Zone .	-	-	-
Selamago . . . .	-	-	-
Bako Gazer . . .	-	-	-
Gelila . . . . .	-	-	-
Hamer . . . . .	-	-	-

CONTD

Bena Tsemay .	-	-	-
Shaka	-	-	-
Masha . . . .	-	-	-
Anderacha . .	-	-	-
Yeki. . . . .	-	-	-
Kaffa	-	-	-
Telo. . . . .	-	-	-
Cheta . . . . .	-	-	-
Decha . . . . .	-	-	-
Menjiwo . . .	-	-	-
Gimbo . . . . .	-	-	-
Gewata. . . .	-	-	-
Chena . . . . .	-	-	-
Bitu. . . . .	-	-	-
Gesha Daka. .	-	-	-
Saylem. . . .	-	-	-
Gamo Gofa	*	*	*
Arba Minch Zuria	-	-	-
Boreda. . . .	-	-	-
Mirab Abaya .	-	-	-
Chencha . . .	-	-	-
Kemba . . . . .	-	-	-
Bonkie. . . . .	-	-	-
Dita. . . . .	-	-	-
Daramalo. . .	-	-	-
Kucha . . . . .	*	*	*
Gofa Zuria. .	-	-	-
Zala. . . . .	-	-	-
Uba Deber Tse	-	-	-
Melekoza. . .	-	-	-
Bench-Maji	*	*	-
Shewa Bench .	-	-	-
Bench . . . . .	-	-	-
Bero. . . . .	-	-	-
Maji. . . . .	-	-	-
Menit Goldiya	*	*	-
Menit Shasha.	-	-	-
Sheko . . . . .	-	-	-
Yem Special Wer	-	-	-
Yem . . . . .	-	-	-
Amaro Special W	*	*	*
Amaro . . . . .	*	*	*
Burji Special W	*	*	-
Burji . . . . .	*	*	-
Konso Special W	*	*	-
Konso . . . . .	*	*	-
Dirashe Special	*	*	-
Dirashe . . . .	*	*	-
Dawro . . . . .	-	-	-
Mareka Wereda	-	-	-
Gena Bosa Wer	-	-	-
Gedo Walcha W	-	-	-
Isara Wereda.	-	-	-
Gorka Bersa W	-	-	-
Basketo Special	-	-	-
Basketo . . . .	-	-	-
Konta Special W	-	-	-
Ela . . . . .	-	-	-

TABLE C - ESTIMATE OF HOLDERS, AREA, PRODUCTION AND YIELD OF  
 TEMPORARY CROPS FOR PRIVATE PEASANT HOLDINGS FOR BELG SEASON RURAL HOLDINGS  
 GROUND NUTS

Geographic Area	Number of Holders	Area	Production
		Hectares	Quintals
(S.N.N.P.R.) . . .	3714	397.53	*
Gurage Zone . .	*	*	-
Goru . . . . .	-	-	-
Ezha . . . . .	-	-	-
Kokir Gedebano	-	-	-
Sodo . . . . .	-	-	-
Meskanena Mareko	-	-	-
Selti . . . . .	-	-	-
Gumer . . . . .	-	-	-
Cheha . . . . .	*	*	-
Enemorna Ener	-	-	-
Dalocha . . . .	-	-	-
Lanfuro . . . .	-	-	-
Akililna Mohr	-	-	-
Alicho Woriro	-	-	-
Endegagn . . .	-	-	-
Hadiya . . . . .	*	*	-
Misha . . . . .	-	-	-
Lemo . . . . .	-	-	-
Badawacho . .	*	*	-
Soro . . . . .	-	-	-
Kembata Alaba Tembaro	*	*	-
Omo Sheleko . .	-	-	-
Angacha . . . .	-	-	-
Kedida Gamela	-	-	-
Alaba . . . . .	-	-	-
Kacha Bira . . .	*	*	-
Sidama Zone . .	*	*	-
Shebedino . . .	-	-	-
Awasa . . . . .	-	-	-
Arbegona . . . .	-	-	-
Dale . . . . .	-	-	-
Aleta Wendo . .	-	-	-
Dara . . . . .	*	*	-
Hula . . . . .	-	-	-
Bensa . . . . .	-	-	-
Aroresa . . . . .	-	-	-
Gedio . . . . .	-	-	-
Wenago . . . . .	-	-	-
Yirgachefe . . .	-	-	-
Kochere . . . . .	-	-	-
Bule . . . . .	-	-	-
Wolayita . . . .	-	-	-
Sodo Zuria . . .	-	-	-
Boloso Sore . . .	-	-	-
Damot Gale . . .	-	-	-
Damot Wayde . .	-	-	-
Kindo Koysha . .	-	-	-
Offa . . . . .	-	-	-
Humbo . . . . .	-	-	-
South Omo Zone.	*	*	*
Selamago . . . .	-	-	-
Bako Gazer . . .	*	*	*
Gelila . . . . .	-	-	-
Hamer . . . . .	-	-	-

CONTD

Bena Tsemay .	*	*	-
Shaka	-	-	-
Masha . . . .	-	-	-
Anderacha . .	-	-	-
Yeki. . . . .	-	-	-
Kaffa	-	-	-
Telo. . . . .	-	-	-
Cheta . . . .	-	-	-
Decha . . . .	-	-	-
Menjiwo . . .	-	-	-
Gimbo . . . .	-	-	-
Gewata. . . .	-	-	-
Chena . . . .	-	-	-
Bitu. . . . .	-	-	-
Gesha Daka. .	-	-	-
Saylem. . . .	-	-	-
Gamo Gofa	3229	386.21	*
Arba Minch Zuria	-	-	-
Boreda. . . .	*	*	-
Mirab Abaya .	*	*	-
Chencha . . .	-	-	-
Kemba . . . .	-	-	-
Bonkie. . . .	-	-	-
Dita. . . . .	-	-	-
Daramalo. . .	*	*	*
Kucha . . . .	1212	86.25	*
Gofa Zuria. .	1566	*	*
Zala. . . . .	317	27.77	*
Uba Deber Tse	-	-	-
Melekoza. . .	*	*	*
Bench-Maji	-	-	-
Shewa Bench .	-	-	-
Bench . . . .	-	-	-
Bero. . . . .	-	-	-
Maji. . . . .	-	-	-
Menit Goldiya	-	-	-
Menit Shasha.	-	-	-
Sheko . . . .	-	-	-
Yem Special Wer	-	-	-
Yem . . . . .	-	-	-
Amaro Special W	-	-	-
Amaro . . . .	-	-	-
Burji Special W	-	-	-
Burji . . . .	-	-	-
Konso Special W	-	-	-
Konso . . . .	-	-	-
Dirashe Special	-	-	-
Dirashe . . .	-	-	-
Dawro . . . .	*	*	*
Mareka Wereda	-	-	-
Gena Bosa Wer	*	*	-
Gedo Walcha W	*	*	*
Isara Wereda.	-	-	-
Gorka Bersa W	-	-	-
Basketo Special	*	*	-
Basketo . . .	*	*	-
Konta Special W	-	-	-
Ela . . . . .	-	-	-

TABLE D - ESTIMATE OF HOLDERS, AREA, PRODUCTION AND YIELD OF  
 TEMPORARY CROPS FOR PRIVATE PEASANT HOLDINGS FOR BELG SEASON RURAL HOLDINGS  
 SUN FLOWER

Geographic Area	Number of Holders	Area	Production
		Hectares	Quintals
(S.N.N.P.R) . . .	1992	49.44	62.71
Gurage Zone . .	-	-	-
Goru . . . . .	-	-	-
Ezha . . . . .	-	-	-
Kokir Gedebano	-	-	-
Sodo . . . . .	-	-	-
Meskanena Mareko	-	-	-
Selti . . . . .	-	-	-
Gumer . . . . .	-	-	-
Cheha . . . . .	-	-	-
Enemorna Ener	-	-	-
Dalocha . . . .	-	-	-
Lanfuro . . . .	-	-	-
Akililna Mohr	-	-	-
Alicho Woriro	-	-	-
Endegagn . . . .	-	-	-
Hadiya	*	*	-
Misha . . . . .	*	*	-
Lemo . . . . .	-	-	-
Badawacho . . .	-	-	-
Soro . . . . .	-	-	-
Kembata Alaba Tembaro	-	-	-
Omo Sheleko . .	-	-	-
Angacha . . . .	-	-	-
Kedida Gamela	-	-	-
Alaba . . . . .	-	-	-
Kacha Bira . . .	-	-	-
Sidama Zone . .	-	-	-
Shebedino . . .	-	-	-
Awasa . . . . .	-	-	-
Arbegona . . . .	-	-	-
Dale . . . . .	-	-	-
Aleta Wendo . .	-	-	-
Dara . . . . .	-	-	-
Hula . . . . .	-	-	-
Bensa . . . . .	-	-	-
Aroresa . . . .	-	-	-
Gedio	*	*	-
Wenago . . . . .	-	-	-
Yirgachefe . . .	*	*	-
Kochere . . . .	-	-	-
Bule . . . . .	-	-	-
Wolayita	-	-	-
Sodo Zuria . . .	-	-	-
Boloso Sore . . .	-	-	-
Damot Gale . . .	-	-	-
Damot Wayde . .	-	-	-
Kindo Koysha . .	-	-	-
Offa . . . . .	-	-	-
Humbo . . . . .	-	-	-
South Omo Zone.	1266	37.7	*
Selamago . . . .	210	3.34	*
Bako Gazer . . .	778	23.46	*
Gelila . . . . .	168	2.66	*
Hamer . . . . .	*	*	-

CONTD

Bena Tsemay .	104	7.21	*
Shaka	-	-	-
Masha . . . .	-	-	-
Anderacha . .	-	-	-
Yeki . . . .	-	-	-
Kaffa	-	-	-
Telo . . . .	-	-	-
Cheta . . . .	-	-	-
Decha . . . .	-	-	-
Menjiwo . . .	-	-	-
Gimbo . . . .	-	-	-
Gewata . . . .	-	-	-
Chena . . . .	-	-	-
Bitu . . . .	-	-	-
Gesha Daka . .	-	-	-
Saylem . . . .	-	-	-
Gamo Gofa	150	1.63	*
Arba Minch Zuria	-	-	-
Boreda . . . .	-	-	-
Mirab Abaya .	*	*	*
Chencha . . . .	-	-	-
Kemba . . . .	-	-	-
Bonkie . . . .	-	-	-
Dita . . . .	-	-	-
Daramalo . . .	-	-	-
Kucha . . . .	-	-	-
Gofa Zuria . .	-	-	-
Zala . . . .	-	-	-
Uba Deber Tse	-	-	-
Melekoza . . .	*	*	*
Bench-Maji	-	-	-
Shewa Bench .	-	-	-
Bench . . . .	-	-	-
Bero . . . .	-	-	-
Maji . . . .	-	-	-
Menit Goldiya	-	-	-
Menit Shasha.	-	-	-
Sheko . . . .	-	-	-
Yem Special Wer	-	-	-
Yem . . . .	-	-	-
Amaro Special W	-	-	-
Amaro . . . .	-	-	-
Burji Special W	-	-	-
Burji . . . .	-	-	-
Konso Special W	*	*	-
Konso . . . .	*	*	-
Dirashe Special	*	*	-
Dirashe . . . .	*	*	-
Dawro . . . .	-	-	-
Mareka Wereda	-	-	-
Gena Bosa Wer	-	-	-
Gedo Walcha W	-	-	-
Isara Wereda.	-	-	-
Gorka Bersa W	-	-	-
Basketo Special	230	4.94	*
Basketo . . . .	230	4.94	*
Konta Special W	-	-	-
Ela . . . .	-	-	-

TABLE E - ESTIMATE OF HOLDERS, AREA, PRODUCTION AND YIELD OF TEMPORARY CROPS FOR PRIVATE PEASANT HOLDINGS FOR BELG SEASON RURAL HOLDINGS  
SESAME

Geographic Area	Number of Holders	Area	Production
		Hectares	Quintals
(S.N.N.P.R) . . .	252	7.99	*
Gurage Zone . .	-	-	-
Goru . . . . .	-	-	-
Ezha . . . . .	-	-	-
Kokir Gedebano	-	-	-
Sodo . . . . .	-	-	-
Meskanena Mareko	-	-	-
Selti . . . . .	-	-	-
Gumer . . . . .	-	-	-
Cheha . . . . .	-	-	-
Enemorna Ener	-	-	-
Dalocha . . . .	-	-	-
Lanfuro . . . .	-	-	-
Akililna Mohr	-	-	-
Alicho Woriro	-	-	-
Endegagn . . . .	-	-	-
Hadiya	-	-	-
Misha . . . . .	-	-	-
Lemo . . . . .	-	-	-
Badawacho . . .	-	-	-
Soro . . . . .	-	-	-
Kembata Alaba Tembaro	-	-	-
Omo Sheleko . .	-	-	-
Angacha . . . .	-	-	-
Kedida Gamela	-	-	-
Alaba . . . . .	-	-	-
Kacha Bira . . .	-	-	-
Sidama Zone . .	-	-	-
Shebedino . . .	-	-	-
Awasa . . . . .	-	-	-
Arbegona . . . .	-	-	-
Dale . . . . .	-	-	-
Aleta Wendo . .	-	-	-
Dara . . . . .	-	-	-
Hula . . . . .	-	-	-
Bensa . . . . .	-	-	-
Aroresa . . . .	-	-	-
Gedio	-	-	-
Wenago . . . . .	-	-	-
Yirgachefe . . .	-	-	-
Kochere . . . .	-	-	-
Bule . . . . .	-	-	-
Wolayita	-	-	-
Sodo Zuria . . .	-	-	-
Boloso Sore . . .	-	-	-
Damot Gale . . .	-	-	-
Damot Wayde . .	-	-	-
Kindo Koyssha.	-	-	-
Offa . . . . .	-	-	-
Humbo . . . . .	-	-	-
South Omo Zone.	*	*	
Selamago . . . .	-	-	-
Bako Gazer . . .	-	-	-
Gelila . . . . .	-	-	-
Hamer . . . . .	-	-	-

CONTD

Bena Tsemay .	*	*	-
Shaka	-	-	-
Masha . . . .	-	-	-
Anderacha . .	-	-	-
Yeki . . . . .	-	-	-
Kaffa	*	*	-
Telo . . . . .	-	-	-
Cheta . . . . .	-	-	-
Decha . . . . .	-	-	-
Menjiwo . . .	-	-	-
Gimbo . . . . .	*	*	-
Gewata . . . .	-	-	-
Chena . . . . .	-	-	-
Bitu . . . . .	-	-	-
Gesha Daka . .	-	-	-
Saylem . . . .	-	-	-
Gamo Gofa	*	*	*
Arba Minch Zuria	-	-	-
Boreda . . . .	-	-	-
Mirab Abaya .	*	*	-
Chencha . . . .	-	-	-
Kemba . . . . .	*	*	-
Bonkie . . . . .	-	-	-
Dita . . . . .	-	-	-
Daramalo . . .	-	-	-
Kucha . . . . .	-	-	-
Gofa Zuria . .	*	*	-
Zala . . . . .	-	-	-
Uba Deber Tse	*	*	*
Melekoza . . .	*	*	-
Bench-Maji	-	-	-
Shewa Bench .	-	-	-
Bench . . . . .	-	-	-
Bero . . . . .	-	-	-
Maji . . . . .	-	-	-
Menit Goldiya	-	-	-
Menit Shasha.	-	-	-
Sheko . . . . .	-	-	-
Yem Special Wer	-	-	-
Yem . . . . .	-	-	-
Amaro Special W	-	-	-
Amaro . . . . .	-	-	-
Burji Special W	-	-	-
Burji . . . . .	-	-	-
Konso Special W	-	-	-
Konso . . . . .	-	-	-
Dirashe Special	*	*	-
Dirashe . . . .	*	*	-
Dawro . . . . .	-	-	-
Mareka Wereda	-	-	-
Gena Bosa Wer	-	-	-
Gedo Walcha W	-	-	-
Isara Wereda.	-	-	-
Gorka Bersa W	-	-	-
Basketo Special	*	*	-
Basketo . . . .	*	*	-
Konta Special W	-	-	-
Ela . . . . .	-	-	-

TABLE F - ESTIMATE OF HOLDERS, AREA, PRODUCTION AND YIELD OF  
 TEMPORARY CROPS FOR PRIVATE PEASANT HOLDINGS FOR BELG SEASON RURAL HOLDINGS  
 RAPE SEED

Geographic Area	Number of Holders	Area	Production
		Hectares	Quintals
(S.N.N.P.R) . . .	12429	-	-
Gurage Zone . .	6273	-	-
Goru . . . . .	-	-	-
Ezha . . . . .	2604	-	-
Kokir Gedebano	*	-	-
Sodo . . . . .	-	-	-
Meskanena Mareko	-	-	-
Selti . . . . .	-	-	-
Gumer . . . . .	*	-	-
Cheha . . . . .	*	-	-
Enemorna Ener	*	-	-
Dalocha . . . .	-	-	-
Lanfuro . . . .	-	-	-
Akililna Mohr	*	-	-
Alicho Woriro	-	-	-
Endegagn . . . .	-	-	-
Hadiya . . . . .	*	-	-
Misha . . . . .	-	-	-
Lemo . . . . .	*	-	-
Badawacho . . .	*	-	-
Soro . . . . .	-	-	-
Kembata Alaba Tembaro	1875	-	-
Omo Sheleko . .	1256	-	-
Angacha . . . . .	*	-	-
Kedida Gamela	-	-	-
Alaba . . . . .	-	-	-
Kacha Bira . . .	*	-	-
Sidama Zone . .	*	-	-
Shebedino . . . .	-	-	-
Awasa . . . . .	-	-	-
Arbegona . . . .	-	-	-
Dale . . . . .	*	-	-
Aleta Wendo . .	-	-	-
Dara . . . . .	-	-	-
Hula . . . . .	-	-	-
Bensa . . . . .	-	-	-
Aroresa . . . . .	-	-	-
Gedio . . . . .	*	-	-
Wenago . . . . .	-	-	-
Yirgachefe . . .	*	-	-
Kochere . . . . .	-	-	-
Bule . . . . .	*	-	-
Wolayita . . . .	-	-	-
Sodo Zuria . . .	-	-	-
Boloso Sore . . .	-	-	-
Damot Gale . . .	-	-	-
Damot Wayde . .	-	-	-
Kindo Koysha . .	-	-	-
Offa . . . . .	-	-	-
Humbo . . . . .	-	-	-
South Omo Zone .	-	-	-
Selamago . . . .	-	-	-
Bako Gazer . . .	-	-	-
Gelila . . . . .	-	-	-
Hamer . . . . .	-	-	-

CONTD

Bena Tsemay .	-	-	-
Shaka	293	-	-
Masha . . . .	223	-	-
Anderacha . .	70	-	-
Yeki . . . . .	-	-	-
Kaffa	608	-	-
Telo . . . . .	*	-	-
Cheta . . . .	*	-	-
Decha . . . .	*	-	-
Menjiwo . . .	-	-	-
Gimbo . . . .	*	-	-
Gewata . . . .	-	-	-
Chena . . . .	-	-	-
Bitu . . . . .	-	-	-
Gesha Daka . .	349	-	-
Saylem . . . .	157	-	-
Gamo Gofa	*	-	-
Arba Minch Zuria	-	-	-
Boreda . . . .	-	-	-
Mirab Abaya .	-	-	-
Chencha . . . .	-	-	-
Kemba . . . . .	*	-	-
Bonkie . . . .	-	-	-
Dita . . . . .	-	-	-
Daramalo . . .	-	-	-
Kucha . . . . .	*	-	-
Gofa Zuria . .	-	-	-
Zala . . . . .	-	-	-
Uba Deber Tse	-	-	-
Melekoza . . .	-	-	-
Bench-Maji	237	-	-
Shewa Bench .	*	-	-
Bench . . . . .	-	-	-
Bero . . . . .	-	-	-
Maji . . . . .	-	-	-
Menit Goldiya	*	-	-
Menit Shasha.	*	-	-
Sheko . . . . .	-	-	-
Yem Special Wer	*	-	-
Yem . . . . .	*	-	-
Amaro Special W	*	-	-
Amaro . . . . .	*	-	-
Burji Special W	*	-	-
Burji . . . . .	*	-	-
Konso Special W	-	-	-
Konso . . . . .	-	-	-
Dirashe Special	-	-	-
Dirashe . . . .	-	-	-
Dawro . . . . .	*	-	-
Mareka Wereda	-	-	-
Gena Bosa Wer	-	-	-
Gedo Walcha W	-	-	-
Isara Wereda.	*	-	-
Gorka Bersa W	-	-	-
Basketo Special	-	-	-
Basketo . . . .	-	-	-
Konta Special W	-	-	-
Ela . . . . .	-	-	-

TABLE 5.4.2. - ESTIMATE OF HOLDERS, AREA, PRODUCTION AND YIELD OF TEMPORARY CROPS FOR PRIVATE PEASANT HOLDINGS FOR BELG SEASONRURAL HOLDINGS VEGETABLES

Geographic Area	Number of Holders	Area	Production
		Hectares	Quintals
(S.N.N.P.R) . . .	442333	6823.31	581240.9
Gurage Zone . .	36137	462.63	21098.66
Goru. . . . .	*	*	*
Ezha. . . . .	7150	66.87	*
Kokir Gedebano	1065	7.06	*
Sodo. . . . .	*	*	*
Meskanena Mareko	3048	*	51.14
Selti . . . . .	1612	11.8	*
Gumer . . . . .	1331	5.26	*
Cheha . . . . .	8176	89.46	1340.49
Enemorna Ener	2249	18.49	*
Dalocha . . . .	*	*	*
Lanfuro . . . .	-	-	-
Akililna Mohr	1837	21.66	*
Alicho Woriro	1707	9.09	*
Endegagn. . . .	6009	62.15	9355.8
Hadiya	64032	880.36	88238.85
Misha . . . . .	27510	351.77	63631.27
Lemo. . . . .	9104	77.04	*
Badawacho . .	8769	191.19	*
Soro. . . . .	18648	260.36	*
Kembata Alaba Tembaro	11289	146.52	13957.66
Omo Sheleko . .	3255	59.86	*
Angacha . . . .	2622	35.63	*
Kedida Gamela	3122	21.81	*
Alaba . . . . .	1609	19.33	*
Kacha Bira. . .	681	9.89	*
Sidama Zone . .	174124	2658.01	268028.3
Shebedino . . .	40072	350.07	44944.89
Awasa . . . . .	12963	167.3	*
Arbegona. . . .	-	-	-
Dale. . . . .	35827	454.62	39505.81
Aleta Wendo . .	35455	500.28	88441.88
Dara. . . . .	16767	242.84	*
Hula. . . . .	10822	*	1973.25
Bensa . . . . .	14030	169.76	*
Aroresa . . . .	8188	96.71	*
Gedio	58486	548.77	109602.5
Wenago. . . . .	16219	118.19	28000.53
Yirgachefe. . .	17248	192.29	*
Kochere . . . .	18775	172.07	33046.72
Bule. . . . .	6245	66.22	*
Wolayita	6630	67.46	*
Sodo Zuria. . .	452	3.53	*
Boloso Sore . .	1310	*	*
Damot Gale. . .	677	*	*
Damot Wayde . .	3291	31.35	*
Kindo Koysha.	485	*	-
Offa. . . . .	251	1.17	*
Humbo . . . . .	*	*	*
South Omo Zone.	2499	48.08	*
Selamago. . . .	175	*	*
Bako Gazer. . .	1793	37.78	*
Gelila. . . . .	423	5.97	*
Hamer . . . . .	*	*	-

CONTD

Bena Tsemay .	84	2.9	*
Shaka	2983	49.34	4207.9
Masha . . . .	332	3.52	428.91
Anderacha . .	1113	22.51	3697.71
Yeki . . . . .	1538	23.31	81.28
Kaffa	21543	680.68	*
Telo . . . . .	801	29.26	*
Cheta . . . . .	851	37.49	384.88
Decha . . . . .	6699	143.38	1477.59
Menjiwo . . . .	2746	84.35	527.09
Gimbo . . . . .	3143	127.71	*
Gewata . . . . .	1410	39.72	81.33
Chena . . . . .	2519	106.7	*
Bitu . . . . .	567	14.88	45.34
Gesha Daka . .	1925	68.06	*
Saylem . . . . .	883	29.13	13.26
Gamo Gofa	18117	399.15	31288.4
Arba Minch Zuria	2242	47.23	*
Boreda . . . . .	-	-	-
Mirab Abaya .	*	*	-
Chencha . . . .	168	*	*
Kemba . . . . .	1824	67.94	*
Bonkie . . . . .	4065	90.01	*
Dita . . . . .	745	6.81	*
Daramalo . . .	*	*	*
Kucha . . . . .	416	6.26	*
Gofa Zuria . .	3604	77.08	*
Zala . . . . .	321	9.48	*
Uba Deber Tse	238	5.15	*
Melekoza . . .	4401	88.18	16471.61
Bench-Maji	28604	645.05	15341.9
Shewa Bench .	5752	153.08	*
Bench . . . . .	15039	314.02	*
Bero . . . . .	537	3.97	191.63
Maji . . . . .	671	7.3	479.39
Menit Goldiya	2893	65.24	4979.75
Menit Shasha.	2443	75.67	3425.93
Sheko . . . . .	1269	25.77	272.48
Yem Special Wer	6206	40.17	*
Yem . . . . .	6206	40.17	*
Amaro Special W	1943	36.84	*
Amaro . . . . .	1943	36.84	*
Burji Special W	841	10.48	*
Burji . . . . .	841	10.48	*
Konso Special W	*	*	-
Konso . . . . .	*	*	-
Dirashe Special	2391	64.35	*
Dirashe . . . .	2391	64.35	*
Dawro . . . . .	5113	64.05	3171.5
Mareka Wereda	1435	21.24	*
Gena Bosa Wer	1269	17.36	*
Gedo Walcha W	1469	15.91	*
Isara Wereda.	180	1.55	271.58
Gorka Bersa W	761	8	*
Basketo Special	562	10.51	*
Basketo . . . .	562	10.51	*
Konta Special W	786	10.14	16.8
Ela . . . . .	786	10.14	16.8

TABLE A - ESTIMATE OF HOLDERS, AREA, PRODUCTION AND YIELD OF  
TEMPORARY CROPS FOR PRIVATE PEASANT HOLDINGS FOR BELG SEASON RURAL HOLDINGS  
LETTUCE

Geographic Area	Number of Holders	Area	Production
		Hectares	Quintals
(S.N.N.P.R) . . .	486	*	*
Gurage Zone . .	*	*	*
Goru . . . . .	-	-	-
Ezha . . . . .	*	*	-
Kokir Gedebano	-	-	-
Sodo . . . . .	-	-	-
Meskanena Mareko	-	-	-
Selti . . . . .	*	*	-
Gumer . . . . .	-	-	-
Cheha . . . . .	-	-	-
Enemorna Ener	-	-	-
Dalocha . . . .	-	-	-
Lanfuro . . . .	-	-	-
Akililna Mohr	-	-	-
Alicho Woriro	-	-	-
Endegagn . . . .	*	*	*
Hadiya . . . . .	-	-	-
Misha . . . . .	-	-	-
Lemo . . . . .	-	-	-
Badawacho . . .	-	-	-
Soro . . . . .	-	-	-
Kembata Alaba Tembaro	*	*	-
Omo Sheleko . .	*	*	-
Angacha . . . . .	-	-	-
Kedida Gamela	-	-	-
Alaba . . . . .	-	-	-
Kacha Bira . . .	-	-	-
Sidama Zone . .	*	*	-
Shebedino . . . .	-	-	-
Awasa . . . . .	-	-	-
Arbegona . . . .	-	-	-
Dale . . . . .	*	*	-
Aleta Wendo . .	-	-	-
Dara . . . . .	*	*	-
Hula . . . . .	-	-	-
Bensa . . . . .	-	-	-
Aroresa . . . . .	-	-	-
Gedio . . . . .	*	*	-
Wenago . . . . .	-	-	-
Yirgachefe . . .	*	*	-
Kochere . . . . .	-	-	-
Bule . . . . .	-	-	-
Wolayita . . . .	-	-	-
Sodo Zuria . . .	-	-	-
Boloso Sore . . .	-	-	-
Damot Gale . . .	-	-	-
Damot Wayde . .	-	-	-
Kindo Koyssha .	-	-	-
Offa . . . . .	-	-	-
Humbo . . . . .	-	-	-
South Omo Zone .	-	-	-
Selamago . . . .	-	-	-
Bako Gazer . . .	-	-	-
Gelila . . . . .	-	-	-
Hamer . . . . .	-	-	-

CONTD

Bena Tsemay .	-	-	-
Shaka	-	-	-
Masha . . . .	-	-	-
Anderacha . .	-	-	-
Yeki . . . . .	-	-	-
Kaffa	-	-	-
Telo . . . . .	-	-	-
Cheta . . . . .	-	-	-
Decha . . . . .	-	-	-
Menjiwo . . .	-	-	-
Gimbo . . . . .	-	-	-
Gewata . . . . .	-	-	-
Chena . . . . .	-	-	-
Bitu . . . . .	-	-	-
Gesha Daka . .	-	-	-
Saylem . . . . .	-	-	-
Gamo Gofa	-	-	-
Arba Minch Zuria	-	-	-
Boreda . . . . .	-	-	-
Mirab Abaya . .	-	-	-
Chencha . . . . .	-	-	-
Kemba . . . . .	-	-	-
Bonkie . . . . .	-	-	-
Dita . . . . .	-	-	-
Daramalo . . .	-	-	-
Kucha . . . . .	-	-	-
Gofa Zuria . .	-	-	-
Zala . . . . .	-	-	-
Uba Deber Tse	-	-	-
Melekoza . . .	-	-	-
Bench-Maji	-	-	-
Shewa Bench . .	-	-	-
Bench . . . . .	-	-	-
Bero . . . . .	-	-	-
Maji . . . . .	-	-	-
Menit Goldiya	-	-	-
Menit Shasha .	-	-	-
Sheko . . . . .	-	-	-
Yem Special Wer	-	-	-
Yem . . . . .	-	-	-
Amaro Special W	-	-	-
Amaro . . . . .	-	-	-
Burji Special W	-	-	-
Burji . . . . .	-	-	-
Konso Special W	-	-	-
Konso . . . . .	-	-	-
Dirashe Special	-	-	-
Dirashe . . . . .	-	-	-
Dawro . . . . .	-	-	-
Mareka Wereda	-	-	-
Gena Bosa Wer	-	-	-
Gedo Walcha W	-	-	-
Isara Wereda .	-	-	-
Gorka Bersa W	-	-	-
Basketo Special	-	-	-
Basketo . . . . .	-	-	-
Konta Special W	-	-	-
Ela . . . . .	-	-	-

TABLE A - ESTIMATE OF HOLDERS, AREA, PRODUCTION AND YIELD OF  
TEMPORARY CROPS FOR PRIVATE PEASANT HOLDINGS FOR BELG SEASON RURAL HOLDINGS  
HEAD CABBAGE

Geographic Area	Number of Holders	Area	Production
		Hectares	Quintals
(S.N.N.P.R) . . .	2363	62.98	1819.56
Gurage Zone . .	1108	*	*
Goru . . . . .	-	-	-
Ezha . . . . .	*	*	*
Kokir Gedebano	-	-	-
Sodo . . . . .	*	*	*
Meskanena Mareko	*	*	*
Selti . . . . .	-	-	-
Gumer . . . . .	*	*	*
Cheha . . . . .	-	-	-
Enemorna Ener	*	*	-
Dalocha . . . .	-	-	-
Lanfuro . . . .	-	-	-
Akililna Mohr	*	*	-
Alichu Woriro	*	*	*
Endegagn . . .	-	-	-
Hadiya . . . . .	*	*	*
Misha . . . . .	*	*	-
Lemo . . . . .	-	-	-
Badawacho . .	*	*	-
Soro . . . . .	-	-	-
Kembata Alaba Tembaro	*	*	*
Omo Sheleko . .	-	-	-
Angacha . . . .	*	*	*
Kedida Gamela	-	-	-
Alaba . . . . .	-	-	-
Kacha Bira . . .	*	*	*
Sidama Zone . .	*	*	*
Shebedino . . .	-	-	-
Awasa . . . . .	*	*	*
Arbegona . . . .	-	-	-
Dale . . . . .	*	*	-
Aleta Wendo . .	-	-	-
Dara . . . . .	-	-	-
Hula . . . . .	-	-	-
Bensa . . . . .	*	*	-
Aroresa . . . .	-	-	-
Gedio . . . . .	*	*	-
Wenago . . . . .	*	*	-
Yirgachefe . . .	-	-	-
Kochere . . . .	-	-	-
Bule . . . . .	-	-	-
Wolayita . . . .	-	-	-
Sodo Zuria . . .	-	-	-
Boloso Sore . .	-	-	-
Damot Gale . . .	-	-	-
Damot Wayde . .	-	-	-
Kindo Koysha . .	-	-	-
Offa . . . . .	-	-	-
Humbo . . . . .	-	-	-
South Omo Zone.	-	-	-
Selamago . . . .	-	-	-
Bako Gazer . . .	-	-	-
Gelila . . . . .	-	-	-
Hamer . . . . .	-	-	-

CONTD

Bena Tsemay .	-	*	-
Shaka	*	*	-
Masha . . . .	-	-	-
Anderacha . .	-	-	-
Yeki . . . . .	*	*	-
Kaffa	320	*	*
Telo . . . . .	-	-	-
Cheta . . . . .	-	-	-
Decha . . . . .	*	*	-
Menjiwo . . . .	*	*	*
Gimbo . . . . .	*	*	-
Gewata . . . . .	-	-	-
Chena . . . . .	*	*	*
Bitu . . . . .	*	*	-
Gesha Daka . .	-	-	-
Saylem . . . . .	*	*	-
Gamo Gofa	*	*	-
Arba Minch Zuria	-	-	-
Boreda . . . . .	-	-	-
Mirab Abaya .	-	-	-
Chencha . . . .	-	-	-
Kemba . . . . .	-	-	-
Bonkie . . . . .	-	-	-
Dita . . . . .	-	-	-
Daramalo . . . .	-	-	-
Kucha . . . . .	-	-	-
Gofa Zuria . . .	-	-	-
Zala . . . . .	*	*	-
Uba Deber Tse	-	-	-
Melekoza . . . .	-	-	-
Bench-Maji	67	*	-
Shewa Bench .	-	-	-
Bench . . . . .	-	-	-
Bero . . . . .	-	-	-
Maji . . . . .	-	-	-
Menit Goldiya	*	*	-
Menit Shasha.	-	-	-
Sheko . . . . .	*	*	-
Yem Special Wer	-	-	-
Yem . . . . .	-	-	-
Amaro Special W	*	-	-
Amaro . . . . .	*	-	-
Burji Special W	-	-	-
Burji . . . . .	-	-	-
Konso Special W	-	-	-
Konso . . . . .	-	-	-
Dirashe Special	-	-	-
Dirashe . . . . .	-	-	-
Dawro . . . . .	-	-	-
Mareka Wereda	-	-	-
Gena Bosa Wer	-	-	-
Gedo Walcha W	-	-	-
Isara Wereda.	-	-	-
Gorka Bersa W	-	-	-
Basketo Special	-	-	-
Basketo . . . . .	-	-	-
Konta Special W	-	-	-
Ela . . . . .	-	-	-

TABLE C - ESTIMATE OF HOLDERS, AREA, PRODUCTION AND YIELD OF TEMPORARY CROPS FOR PRIVATE PEASANT HOLDINGS FOR BELG SEASON RURAL HOLDINGS ETHIOPIAN CABBAGE

Geographic Area	Number of Holders	Area	Production
		Hectares	Quintals
(S.N.N.P.R) . . .	434856	6567.43	550980.8
Gurage Zone . .	33227	339.84	20322.76
Goru . . . . .	*	*	*
Ezha . . . . .	6579	63.51	*
Kokir Gedebano	1042	6.98	*
Sodo . . . . .	*	*	*
Meskanena Mareko	1708	13.51	36.87
Selti . . . . .	1612	11.48	*
Gumer . . . . .	1235	5.16	*
Cheha . . . . .	7924	88.65	1302.13
Enemorna Ener	2140	17.4	*
Dalocha . . . .	*	*	*
Lanfuro . . . .	-	-	-
Akililna Mohr	1473	19.12	*
Alicho Woriro	1653	8.92	*
Endegagn . . .	5994	62.13	9355.62
Hadiya	63800	879.69	88238.81
Misha . . . . .	27440	351.55	63631.27
Lemo . . . . .	9104	77.01	*
Badawacho . .	8677	190.82	*
Soro . . . . .	18579	260.31	*
Kembata Alaba Tembaro	10755	127.55	13116.99
Omo Sheleko .	3218	59.47	*
Angacha . . . .	2263	20.54	*
Kedida Gamela	3085	21.69	*
Alaba . . . . .	1609	19.33	*
Kacha Bira . .	581	6.51	*
Sidama Zone . .	173590	2635.09	252322.4
Shebedino . . .	40072	349.76	44944.89
Awasa . . . . .	12740	157.81	*
Arbegona . . .	-	-	-
Dale . . . . .	35553	448.41	38187.55
Aleta Wendo .	35455	498.76	88422.26
Dara . . . . .	16729	242.59	*
Hula . . . . .	10822	*	1973.25
Bensa . . . . .	14030	168.95	*
Aroresa . . . .	8188	96.71	*
Gedio	58449	544.62	103392.4
Wenago . . . .	16181	117.79	22781.01
Yirgachefe . .	17248	191	*
Kochere . . . .	18775	169.75	33040.97
Bule . . . . .	6245	66.08	*
Wolayita	114411	6068	60.61
Sodo Zuria . .	238	*	-
Boloso Sore . .	1310	*	*
Damot Gale . .	*	*	*
Damot Wayde .	3157	30.98	208.92
Kindo Koysha.	485	*	-
Offa . . . . .	251	1.17	*
Humbo . . . . .	*	*	*
South Omo Zone.	2477	48	*
Selamago . . .	167	*	*
Bako Gazer . .	1793	37.78	*
Gelila . . . . .	423	5.97	*
Hamer . . . . .	*	*	-

CONTD

Bena Tsemay .	78	*	*
Shaka	2792	45.26	3572.06
Masha . . . .	318	3.3	420.92
Anderacha . .	1061	22.12	3077.26
Yeki . . . .	1412	19.83	73.89
Kaffa	zone . .	20943	660.28
Telo . . . .	801	29.26	*
Cheta . . . .	842	37.49	384.88
Decha . . . .	6666	141.75	1370.3
Menjiwo . . .	2696	83.83	525.18
Gimbo . . . .	3047	126.3	*
Gewata . . . .	1410	39.72	81.33
Chena . . . .	2143	94.12	*
Bitu . . . .	551	13.25	45.34
Gesha Daka . .	1925	68.03	*
Saylem . . . .	863	26.52	13.26
Gamo Gofa	17536	377.46	30909.04
Arba Minch Zuria	1937	31.55	*
Boreda . . . .	-	-	-
Mirab Abaya .	*	*	-
Chencha . . . .	168	*	*
Kemba . . . .	1824	67.94	*
Bonkie . . . .	4065	90.01	*
Dita . . . .	745	6.74	*
Daramalo . . .	*	*	*
Kucha . . . .	416	6.26	*
Gofa Zuria . .	3452	76.33	*
Zala . . . .	294	5.53	*
Uba Deber Tse	238	5.15	*
Melekoza . . .	4305	86.95	16469.75
Bench-Maji	27639	619.79	14729.36
Shewa Bench .	5522	151.36	*
Bench . . . .	14665	302.76	*
Bero . . . .	522	3.92	191.63
Maji . . . .	665	6.65	428.14
Menit Goldiya	2646	60.21	4593.49
Menit Shasha.	2380	74.89	3420.13
Sheko . . . .	1239	20.01	230.26
Yem Special Wer	6206	38.97	*
Yem . . . .	6206	38.97	*
Amaro Special W	1911	36.84	*
Amaro . . . .	1911	36.84	*
Burji Special W	841	10.48	*
Burji . . . .	841	10.48	*
Konso Special W	*	*	-
Konso . . . .	*	*	-
Dirashe Special	2303	58.17	*
Dirashe . . . .	2303	58.17	*
Dawro . . . .	4924	63.4	3046.57
Mareka Wereda	1435	21.24	*
Gena Bosa Wer	1269	17.36	*
Gedo Walcha W	1307	15.27	*
Isara Wereda.	153	1.54	195.81
Gorka Bersa W	761	8	*
Basketo Special	562	10.51	*
Basketo . . . .	562	10.51	*
Konta Special W	786	10.14	16.8
Ela . . . .	786	10.14	16.8

TABLE D- ESTIMATE OF HOLDERS, AREA, PRODUCTION AND YIELD OF  
 TEMPORARY CROPS FOR PRIVATE PEASANT HOLDINGS FOR BELG SEASON RURAL HOLDINGS  
 TOMATOES

Geographic Area	Number of Holders	Area	Production
		Hectares	Quintals
(S.N.N.P.R) . . .	1469	20.39	*
Gurage Zone . .	396	*	*
Goru . . . . .	-	-	-
Ezha . . . . .	-	-	-
Kokir Gedebano	-	-	-
Sodo . . . . .	*	*	*
Meskanena Mareko	*	*	*
Selti . . . . .	*	*	-
Gumer . . . . .	-	-	-
Cheha . . . . .	*	*	-
Enemorna Ener	-	-	-
Dalocha . . . .	*	*	-
Lanfuro . . . .	-	-	-
Akililna Mohr	-	-	-
Alichu Woriro	-	-	-
Endegagn . . .	-	-	-
Hadiya	*	*	*
Misha . . . . .	-	-	-
Lemo . . . . .	*	*	-
Badawacho . .	*	*	*
Soro . . . . .	-	-	-
Kembata Alaba Tembaro	*	*	*
Omo Sheleko . .	-	-	-
Angacha . . . .	*	*	*
Kedida Gamela	-	-	-
Alaba . . . . .	-	-	-
Kacha Bira . . .	*	*	*
Sidama Zone . .	-	-	-
Shebedino . . .	-	-	-
Awasa . . . . .	-	-	-
Arbegona . . . .	-	-	-
Dale . . . . .	-	-	-
Aleta Wendo . .	-	-	-
Dara . . . . .	-	-	-
Hula . . . . .	-	-	-
Bensa . . . . .	-	-	-
Aroresa . . . .	-	-	-
Gedio	*	*	-
Wenago . . . . .	-	-	-
Yirgachefe . . .	*	*	-
Kochere . . . .	-	-	-
Bule . . . . .	-	-	-
Wolayita	*	*	*
Sodo Zuria . . .	*	*	*
Boloso Sore . .	-	-	-
Damot Gale . . .	-	-	-
Damot Wayde . .	-	-	-
Kindo Koyssha .	-	-	-
Offa . . . . .	-	-	-
Humbo . . . . .	-	-	-
South Omo Zone.	*	*	-
Selamago . . . .	-	-	-
Bako Gazer . . .	-	-	-
Gelila . . . . .	-	-	-
Hamer . . . . .	-	-	-

CONTD

Bena Tsemay .	*	*	-
Shaka	*	*	*
Masha . . . .	*	*	*
Anderacha . .	*	*	-
Yeki . . . . .	*	*	-
Kaffa	*	*	-
Telo . . . . .	-	-	-
Cheta . . . . .	-	-	-
Decha . . . . .	-	-	-
Menjiwo . . . .	-	-	-
Gimbo . . . . .	-	-	-
Gewata . . . . .	-	-	-
Chena . . . . .	-	-	-
Bitu . . . . .	-	-	-
Gesha Daka . .	*	*	-
Saylem . . . . .	-	-	-
Gamo Gofa	*	*	*
Arba Minch Zuria	*	*	*
Boreda . . . . .	-	-	-
Mirab Abaya . .	-	-	-
Chencha . . . .	-	-	-
Kemba . . . . .	-	-	-
Bonkie . . . . .	-	-	-
Dita . . . . .	-	-	-
Daramalo . . . .	-	-	-
Kucha . . . . .	-	-	-
Gofa Zuria . . .	*	*	-
Zala . . . . .	-	-	-
Uba Deber Tse	-	-	-
Melekoza . . . .	-	-	-
Bench-Maji	*	*	*
Shewa Bench . .	*	*	*
Bench . . . . .	*	*	-
Bero . . . . .	-	-	-
Maji . . . . .	-	-	-
Menit Goldiya	-	-	-
Menit Shasha . .	-	-	-
Sheko . . . . .	*	*	-
Yem Special Wer	*	*	-
Yem . . . . .	*	*	-
Amaro Special W	-	-	-
Amaro . . . . .	-	-	-
Burji Special W	-	-	-
Burji . . . . .	-	-	-
Konso Special W	-	-	-
Konso . . . . .	-	-	-
Dirashe Special	-	-	-
Dirashe . . . . .	-	-	-
Dawro . . . . .	-	-	-
Mareka Wereda	-	-	-
Gena Bosa Wer	-	-	-
Gedo Walcha W	-	-	-
Isara Wereda . .	-	-	-
Gorka Bersa W	-	-	-
Basketo Special	-	-	-
Basketo . . . . .	-	-	-
Konta Special W	-	-	-
Ela . . . . .	-	-	-

TABLE E - ESTIMATE OF HOLDERS, AREA, PRODUCTION AND YIELD OF  
 TEMPORARY CROPS FOR PRIVATE PEASANT HOLDINGS FOR BELG SEASON RURAL HOLDINGS  
 GREEN PEPPERS

Geographic Area	Number of Holders	Area		Production	
		Hectares	Quintals		
(S.N.N.P.R) . . .	8692	*	*	*	*
Gurage Zone . .	*	*	*	*	*
Goru . . . . .	-	-	-	-	-
Ezha . . . . .	*	*	*	*	*
Kokir Gedebano	-	-	-	-	-
Sodo . . . . .	*	*	*	*	*
Meskanena Mareko	*	*	*	*	*
Selti . . . . .	-	-	-	-	-
Gumer . . . . .	*	*	*	*	*
Cheha . . . . .	*	*	*	*	*
Enemorna Ener	*	*	*	*	*
Dalocha . . . .	-	-	-	-	-
Lanfuro . . . .	-	-	-	-	-
Akililna Mohr	*	*	*	*	*
Alicho Woriro	-	-	-	-	-
Endegagn . . .	-	-	-	-	-
Hadiya	*	*	*	*	*
Misha . . . . .	-	-	-	-	-
Lemo . . . . .	-	-	-	-	-
Badawacho . .	-	-	-	-	-
Soro . . . . .	*	*	*	*	*
Kembata Alaba Tembaro	*	*	*	*	*
Omo Sheleko .	-	-	-	-	-
Angacha . . . .	*	*	*	*	*
Kedida Gamela	-	-	-	-	-
Alaba . . . . .	-	-	-	-	-
Kacha Bira . .	-	-	-	-	-
Sidama Zone . .	1968	*	*	*	*
Shebedino . . .	*	*	*	*	*
Awasa . . . . .	-	-	-	-	-
Arbegona . . . .	-	-	-	-	-
Dale . . . . .	348	*	*	*	*
Aleta Wendo .	*	*	*	*	*
Dara . . . . .	*	*	*	*	*
Hula . . . . .	-	-	-	-	-
Bensa . . . . .	-	-	-	-	-
Aroresa . . . .	-	-	-	-	-
Gedio	812	*	*	*	*
Wenago . . . . .	*	*	*	*	*
Yirgachefe . .	293	*	*	*	*
Kochere . . . .	*	*	*	*	*
Bule . . . . .	*	*	*	*	*
Wolayita	470	*	*	*	*
Sodo Zuria . .	*	*	*	*	*
Boloso Sore . .	-	-	-	-	-
Damot Gale . .	*	*	*	*	*
Damot Wayde .	*	*	*	*	*
Kindo Koysha.	-	-	-	-	-
Offa . . . . .	-	-	-	-	-
Humbo . . . . .	-	-	-	-	-
South Omo Zone.	*	*	*	*	*
Selamago . . .	*	*	*	*	*
Bako Gazer . .	-	-	-	-	-
Gelila . . . . .	-	-	-	-	-
Hamer . . . . .	*	*	*	*	*

CONTD

Bena Tsemay .	-	-	-
Shaka	252	*	*
Masha . . . .	*	*	*
Anderacha . .	133	0.32	*
Yeki . . . .	*	*	*
Kaffa	1129	4.06	158.79
Telo . . . .	-	-	-
Cheta . . . .	-	-	-
Decha . . . .	590	*	*
Menjiwo . . .	*	*	*
Gimbo . . . .	*	*	*
Gewata . . . .	-	-	-
Chena . . . .	*	*	*
Bitu . . . .	-	-	-
Gesha Daka . .	-	-	-
Saylem . . . .	-	-	-
Gamo Gofa	486	*	*
Arba Minch Zuria	*	*	*
Boreda . . . .	-	-	-
Mirab Abaya .	-	-	-
Chencha . . . .	-	-	-
Kemba . . . .	-	-	-
Bonkie . . . .	-	-	-
Dita . . . .	*	*	-
Daramalo . . .	-	-	-
Kucha . . . .	-	-	-
Gofa Zuria . .	*	*	-
Zala . . . .	*	*	*
Uba Deber Tse	-	-	-
Melekoza . . .	*	*	*
Bench-Maji	1756	12.42	612.31
Shewa Bench .	512	1.53	*
Bench . . . .	330	*	*
Bero . . . .	*	*	-
Maji . . . .	66	0.65	*
Menit Goldiya	613	4.96	*
Menit Shasha.	172	0.78	5.8
Sheko . . . .	50	*	*
Yem Special Wer	*	*	-
Yem . . . . .	*	*	-
Amaro Special W	-	-	-
Amaro . . . .	-	-	-
Burji Special W	-	-	-
Burji . . . .	-	-	-
Konso Special W	-	-	-
Konso . . . .	-	-	-
Dirashe Special	*	*	*
Dirashe . . . .	*	*	*
Dawro . . . . .	*	*	*
Mareka Wereda	-	-	-
Gena Bosa Wer	-	-	-
Gedo Walcha W	*	*	*
Isara Wereda.	*	*	*
Gorka Bersa W	-	-	-
Basketo Special	-	-	-
Basketo . . . .	-	-	-
Konta Special W	-	-	-
Ela . . . . .	-	-	-

TABLE F- ESTIMATE OF HOLDERS, AREA, PRODUCTION AND YIELD OF TEMPORARY CROPS FOR PRIVATE PEASANT HOLDINGS FOR BELG SEASON RURAL HOLDINGS RED PEPPERS

Geographic Area	Number of Holders	Area	Production
		Hectares	Quintals
(S.N.N.P.R) . . .	1452	28.71	*
Gurage Zone . .	490	*	*
Goru . . . . .	*	*	-
Ezha . . . . .	-	-	-
Kokir Gedebano	-	-	-
Sodo . . . . .	-	-	-
Meskanena Mareko	463	*	*
Selti . . . . .	-	-	-
Gumer . . . . .	-	-	-
Cheha . . . . .	-	-	-
Enemorna Ener	-	-	-
Dalocha . . . .	-	-	-
Lanfuro . . . . .	-	-	-
Akililna Mohr	-	-	-
Alichu Woriro	-	-	-
Endegagn . . . .	-	-	-
Hadiya	-	-	-
Misha . . . . .	-	-	-
Lemo . . . . .	-	-	-
Badawacho . . .	-	-	-
Soro . . . . .	-	-	-
Kembata Alaba Tembaro	*	*	-
Omo Sheleko . .	*	*	-
Angacha . . . . .	*	*	-
Kedida Gamela	*	*	-
Alaba . . . . .	-	-	-
Kacha Bira . . .	-	-	-
Sidama Zone . .	419	*	*
Shebedino . . . .	*	*	-
Awasa . . . . .	*	*	-
Arbegona . . . .	-	-	-
Dale . . . . .	-	-	-
Aleta Wendo . .	-	-	-
Dara . . . . .	*	*	-
Hula . . . . .	*	*	-
Bensa . . . . .	-	-	-
Aroresa . . . . .	-	-	-
Gedio	*	*	*
Wenago . . . . .	-	-	-
Yirgachefe . . .	*	*	-
Kochere . . . . .	*	*	*
Bule . . . . .	-	-	-
Wolayita	*	*	-
Sodo Zuria . . .	-	-	-
Boloso Sore . . .	-	-	-
Damot Gale . . .	-	-	-
Damot Wayde . .	-	-	-
Kindo Koysha . .	-	-	-
Offa . . . . .	-	-	-
Humbo . . . . .	*	*	-
South Omo Zone .	-	-	-
Selamago . . . .	-	-	-
Bako Gazer . . .	-	-	-
Gelila . . . . .	-	-	-
Hamer . . . . .	-	-	-

CONTD

Bena Tsemay .	-	-	-
Shaka	*	*	-
Masha . . . .	-	-	-
Anderacha . .	26	*	-
Yeki . . . .	*	*	-
Kaffa	*	*	-
Telo . . . . .	-	-	-
Cheta . . . .	-	-	-
Decha . . . .	*	*	-
Menjiwo . . .	-	-	-
Gimbo . . . .	-	-	-
Gewata . . . .	-	-	-
Chena . . . .	-	-	-
Bitu . . . . .	-	-	-
Gesha Daka . .	-	-	-
Saylem . . . .	-	-	-
Gamo Gofa	*	*	*
Arba Minch Zuria	*	*	-
Boreda . . . .	-	-	-
Mirab Abaya .	-	-	-
Chencha . . . .	-	-	-
Kemba . . . . .	-	-	-
Bonkie . . . .	-	-	-
Dita . . . . .	-	-	-
Daramalo . . .	-	-	-
Kucha . . . . .	-	-	-
Gofa Zuria . .	-	-	-
Zala . . . . .	-	-	-
Uba Deber Tse	-	-	-
Melekoza . . .	*	*	*
Bench-Maji	44	*	-
Shewa Bench .	-	-	-
Bench . . . . .	-	-	-
Bero . . . . .	-	-	-
Maji . . . . .	-	-	-
Menit Goldiya	-	-	-
Menit Shasha.	-	-	-
Sheko . . . . .	44	*	-
Yem Special Wer	*	*	-
Yem . . . . .	*	*	-
Amaro Special W	-	-	-
Amaro . . . . .	-	-	-
Burji Special W	-	-	-
Burji . . . . .	-	-	-
Konso Special W	-	-	-
Konso . . . . .	-	-	-
Dirashe Special	*	*	-
Dirashe . . . .	*	*	-
Dawro . . . . .	*	*	*
Mareka Wereda	-	-	-
Gena Bosa Wer	-	-	-
Gedo Walcha W	-	-	-
Isara Wereda.	*	*	*
Gorka Bersa W	-	-	-
Basketo Special	-	-	-
Basketo . . . .	-	-	-
Konta Special W	-	-	-
Ela . . . . .	-	-	-

TABLE - G- ESTIMATE OF HOLDERS, AREA, PRODUCTION AND YIELD OF TEMPORARY CROPS FOR PRIVATE PEASANT HOLDINGS FOR BELG SEASON RURAL HOLDINGS SWISS CHARD

Geographic Area	Number of Holders	Area	Production
		Hectares	Quintals
(S.N.N.P.R) . . .	226	*	*
Gurage Zone . .	144	0.27	*
Goru. . . . .	-	-	-
Ezha. . . . .	-	-	-
Kokir Gedebano	*	*	-
Sodo. . . . .	-	-	-
Meskanena Mareko	-	-	-
Selti . . . . .	-	-	-
Gumer . . . . .	*	*	-
Cheha . . . . .	-	-	-
Enemorna Ener	-	-	*
Dalocha . . . .	*	*	-
Lanfuro . . . .	-	-	-
Akililna Mohr	*	*	-
Alichu Woriro	-	-	-
Endegagn. . . .	*	*	*
Hadiya . . . . .	-	-	-
Misha . . . . .	-	-	-
Lemo. . . . .	-	-	-
Badawacho . . .	-	-	-
Soro. . . . .	-	-	-
Kembata Alaba Tembaro	-	-	-
Omo Sheleko . .	-	-	-
Angacha . . . .	-	-	-
Kedida Gamela	-	-	-
Alaba . . . . .	-	-	-
Kacha Bira. . . .	-	-	-
Sidama Zone . .	-	-	-
Shebedino . . . .	-	-	-
Awasa . . . . .	-	-	-
Arbegona. . . . .	-	-	-
Dale. . . . .	-	-	-
Aleta Wendo . .	-	-	-
Dara. . . . .	-	-	-
Hula. . . . .	-	-	-
Bensa . . . . .	-	-	-
Aroresa . . . . .	-	-	-
Gedio . . . . .	-	-	-
Wenago. . . . .	-	-	-
Yirgachefe. . . .	-	-	-
Kochere . . . . .	-	-	-
Bule. . . . .	-	-	-
Wolayita . . . . .	-	-	-
Sodo Zuria. . . .	-	-	-
Boloso Sore . . .	-	-	-
Damot Gale. . . .	-	-	-
Damot Wayde . .	-	-	-
Kindo Koyssha. .	-	-	-
Offa. . . . .	-	-	-
Humbo . . . . .	-	-	-
South Omo Zone.	-	-	-
Selamago. . . . .	-	-	-
Bako Gazer. . . .	-	-	-
Gelila. . . . .	-	-	-
Hamer . . . . .	-	-	-

CONTD

Bena Tsemay .	-	-	-
Shaka	-	-	-
Masha . . . .	-	-	-
Anderacha . .	-	-	-
Yeki . . . . .	-	-	-
Kaffa	*	*	-
Telo . . . . .	-	-	-
Cheta . . . . .	*	*	-
Decha . . . . .	-	-	-
Menjiwo . . .	-	-	-
Gimbo . . . . .	-	-	-
Gewata . . . .	-	-	-
Chena . . . . .	-	-	-
Bitu . . . . .	-	-	-
Gesha Daka . .	-	-	-
Saylem . . . .	-	-	-
Gamo Gofa	*	*	-
Arba Minch Zuria	-	-	-
Boreda . . . .	-	-	-
Mirab Abaya .	-	-	-
Chencha . . . .	*	*	-
Kemba . . . . .	-	-	-
Bonkie . . . . .	-	-	-
Dita . . . . .	-	-	-
Daramalo . . .	-	-	-
Kucha . . . . .	-	-	-
Gofa Zuria . .	-	-	-
Zala . . . . .	-	-	-
Uba Deber Tse	-	-	-
Melekoza . . .	-	-	-
Bench-Maji	-	-	-
Shewa Bench .	-	-	-
Bench . . . . .	-	-	-
Bero . . . . .	-	-	-
Maji . . . . .	-	-	-
Menit Goldiya	-	-	-
Menit Shasha.	-	-	-
Sheko . . . . .	-	-	-
Yem Special Wer	*	*	-
Yem . . . . .	*	*	-
Amaro Special W	*	-	-
Amaro . . . . .	*	-	-
Burji Special W	-	-	-
Burji . . . . .	-	-	-
Konso Special W	-	-	-
Konso . . . . .	-	-	-
Dirashe Special	-	-	-
Dirashe . . . .	-	-	-
Dawro . . . . .	-	-	-
Mareka Wereda	-	-	-
Gena Bosa Wer	-	-	-
Gedo Walcha W	-	-	-
Isara Wereda.	-	-	-
Gorka Bersa W	-	-	-
Basketo Special	-	-	-
Basketo . . . .	-	-	-
Konta Special W	-	-	-
Ela . . . . .	-	-	-

TABLE 5.4.3- ESTIMATE OF HOLDERS, AREA, PRODUCTION AND YIELD OF TEMPORARY CROPS FOR PRIVATE PEASANT HOLDINGS FOR BELG SEASON RURAL HOLDINGS  
ROOT CROPS

Geographic Area	Number of Holders	Area	Production
		Hectares	Quintals
(S.N.N.P.R) . . .	741686	41416.4	3118692
Gurage Zone . .	117060	6411.64	373341.2
Goru . . . . .	-	-	-
Ezha . . . . .	12265	761.9	81093.36
Kokir Gedebano	11074	803.97	*
Sodo . . . . .	*	*	*
Meskanena Mareko	*	*	*
Selti . . . . .	4963	112.41	*
Gumer . . . . .	35910	2552.45	60630.68
Cheha . . . . .	7254	181.82	*
Enemorna Ener	7778	89.08	4277.17
Dalocha . . . .	1167	21.95	*
Lanfuro . . . .	-	-	-
Akililna Mohr	9231	690.61	17533.06
Alichu Woriro	19688	997.62	87485.23
Endegagn . . .	6627	125.29	15847.13
Hadiya	137480	9350.86	978537.1
Misha . . . . .	29781	1367.72	189628
Lemo . . . . .	33773	1619.58	143627.2
Badawacho . .	29493	2955.21	164814.6
Soro . . . . .	44434	3408.35	480467.3
Kembata Alaba Tembaro	81433	6223.3	580632.7
Omo Sheleko .	19925	1444.2	128410
Angacha . . . .	23692	2211.06	228910.6
Kedida Gamela	20284	1330.12	183941.4
Alaba . . . . .	2778	104.35	*
Kacha Bira . .	14753	1133.57	23812.66
Sidama Zone . .	47713	*	86671.83
Shebedino . . .	12327	174.81	*
Awasa . . . . .	*	*	*
Arbegona . . . .	-	-	-
Dale . . . . .	10883	168.01	*
Aleta Wendo .	9658	104.54	*
Dara . . . . .	8159	237.17	*
Hula . . . . .	2277	*	*
Bensa . . . . .	*	*	*
Aroresa . . . .	413	*	*
Gedio	11352	70.98	2431.62
Wenago . . . . .	4678	31.88	*
Yirgachefe . .	1908	13.39	*
Kochere . . . .	3905	21.88	*
Bule . . . . .	860	3.83	*
Wolayita	168143	9756.14	564461.9
Sodo Zuria . .	28882	1976.49	*
Boloso Sore . .	33493	1751.09	65299.06
Damot Gale . .	32698	2143.84	167433.5
Damot Wayde .	20152	1438.85	63652.34
Kindo Koysha.	22915	945.74	84018.46
Offa . . . . .	20747	993.24	86715.26
Humbo . . . . .	9256	506.89	*
South Omo Zone.	4592	120.79	*
Selamago . . . .	597	7.18	*
Bako Gazer . .	3316	86.29	*
Gelila . . . . .	533	13.72	*
Hamer . . . . .	-	-	-

Bena Tsemay .	147	13.6	*
Shaka	3836	169.18	1961.69
Masha . . . .	325	8.05	152.22
Anderacha . .	651	6.53	*
Yeki. . . . .	2861	154.59	*
Kaffa	10665	194.89	9127.08
Telo. . . . .	231	5.23	*
Cheta . . . .	486	12.47	473.81
Decha . . . .	1917	22.47	*
Menjiwo . . . .	2573	51.69	*
Gimbo . . . . .	569	4.4	*
Gewata. . . .	927	*	463.18
Chena . . . .	2636	68.16	*
Bitu. . . . .	502	4.54	*
Gesha Daka. .	498	3.62	168.15
Saylem. . . .	327	5.73	10.31
Gamo Gofa	101087	4506.01	303990.5
Arba Minch Zuria	10404	433.75	*
Boreda. . . .	7336	516.34	22416.22
Mirab Abaya .	3488	169.56	*
Chenchä . . . .	13339	477.02	12581.58
Kemba . . . . .	6844	610.06	24378.26
Bonkie. . . . .	14844	727.18	15253.26
Dita. . . . .	10434	494.55	19061.43
Daramalo. . . .	3876	126.73	*
Kucha . . . .	12518	506.47	42748.34
Gofa Zuria. .	7352	160.54	3517.29
Zala. . . . .	1101	29.51	1459.43
Uba Deber Tse	452	8.71	973.24
Melekoza. . .	9097	245.56	*
Bench-Maji	28088	835.76	29599.23
Shewa Bench .	3841	90.89	*
Bench . . . .	18127	606.4	13316.78
Bero. . . . .	95	1.08	76.35
Maji. . . . .	454	3.59	295.66
Menit Goldiya	2062	14.18	*
Menit Shasha.	540	4.32	40.17
Sheko . . . . .	2969	115.3	8179.9
Yem Special Wer	4246	93.08	*
Yem . . . . .	4246	93.08	*
Amaro Special W	1560	17.59	190.28
Amaro . . . . .	1560	17.59	190.28
Burji Special W	790	16.63	*
Burji . . . . .	790	16.63	*
Konso Special W	1115	*	*
Konso . . . . .	1115	*	*
Dirashe Special	2659	80.49	7003.78
Dirashe . . . .	2659	80.49	7003.78
Dawro . . . . .	12135	465.98	43052.17
Mareka Wereda	1442	38.77	*
Gena Bosa Wer	3261	200.85	*
Gedo Walcha W	5148	151.59	*
Isara Wereda.	1141	37.3	2867.8
Gorka Bersa W	1142	37.47	*
Basketo Special	4705	215.69	112869
Basketo . . . .	4705	215.69	112869
Konta Special W	3027	103.25	*
Ela . . . . .	3027	103.25	*

TABLE A- ESTIMATE OF HOLDERS, AREA, PRODUCTION AND YIELD OF TEMPORARY CROPS FOR PRIVATE PEASANT HOLDINGS FOR BELG SEASON RURAL HOLDINGS BEET ROOT

Geographic Area	Number of Holders	Area	Production
		Hectares	Quintals
(S.N.N.P.R) . . .	1632	21.44	218.13
Gurage Zone . .	578	*	*
Goru . . . . .	-	-	-
Ezha . . . . .	*	*	*
Kokir Gedebano	-	-	-
Sodo . . . . .	-	-	-
Meskanena Mareko	*	*	*
Selti . . . . .	*	*	*
Gumer . . . . .	*	*	*
Cheha . . . . .	*	*	*
Enemorna Ener	-	-	-
Dalocha . . . .	*	*	*
Lanfuro . . . .	-	-	-
Akililna Mohr	-	-	-
Alicho Woriro	*	*	*
Endegagn . . . .	-	-	-
Hadiya	*	*	*
Misha . . . . .	-	-	-
Lemo . . . . .	-	-	-
Badawacho . . .	*	*	*
Soro . . . . .	-	-	-
Kembata Alaba Tembaro	*	*	*
Omo Sheleko . .	-	-	-
Angacha . . . . .	*	*	*
Kedida Gamela	*	*	*
Alaba . . . . .	-	-	-
Kacha Bira . . .	*	*	*
Sidama Zone . .	*	*	*
Shebedino . . .	-	-	-
Awasa . . . . .	-	-	-
Arbegona . . . .	-	-	-
Dale . . . . .	-	-	-
Aleta Wendo . .	-	-	-
Dara . . . . .	*	*	*
Hula . . . . .	-	-	-
Bensa . . . . .	-	-	-
Aroresa . . . . .	-	-	-
Gedio	-	-	-
Wenago . . . . .	-	-	-
Yirgachefe . . .	-	-	-
Kochere . . . . .	-	-	-
Bule . . . . .	-	-	-
Wolayita	*	*	*
Sodo Zuria . . .	*	*	*
Boloso Sore . . .	-	-	-
Damot Gale . . .	*	*	*
Damot Wayde . .	*	*	*
Kindo Koysha . .	-	-	-
Offa . . . . .	-	-	-
Humbo . . . . .	-	-	-
South Omo Zone .	-	-	-
Selamago . . . .	-	-	-
Bako Gazer . . .	-	-	-
Gelila . . . . .	-	-	-
Hamer . . . . .	-	-	-

CONTD

Bena Tsemay .	-	-	-
Shaka	*	*	-
Masha . . . .	-	-	-
Anderacha . .	*	*	-
Yeki . . . . .	-	-	-
Kaffa	217	1.13	*
Telo . . . . .	-	-	-
Cheta . . . .	*	*	*
Decha . . . .	-	-	-
Menjiwo . . .	-	-	-
Gimbo . . . .	*	*	-
Gewata . . . .	*	*	*
Chena . . . .	*	*	*
Bitu . . . . .	*	*	*
Gesha Daka . .	*	*	-
Saylem . . . .	36	*	*
Gamo Gofa	*	*	*
Arba Minch Zuria	-	-	-
Boreda . . . .	-	-	-
Mirab Abaya .	-	-	-
Chencha . . .	*	*	-
Kemba . . . .	-	-	-
Bonkie . . . .	-	-	-
Dita . . . . .	*	*	*
Daramalo . . .	*	*	-
Kucha . . . .	-	-	-
Gofa Zuria . .	-	-	-
Zala . . . . .	-	-	-
Uba Deber Tse	-	-	-
Melekoza . . .	*	*	-
Bench-Maji	*	*	-
Shewa Bench .	-	-	-
Bench . . . .	-	-	-
Bero . . . . .	-	-	-
Maji . . . . .	*	*	-
Menit Goldiya	*	*	-
Menit Shasha.	-	-	-
Sheko . . . .	-	-	-
Yem Special Wer	*	*	*
Yem . . . . .	*	*	*
Amaro Special W	-	-	-
Amaro . . . .	-	-	-
Burji Special W	-	-	-
Burji . . . .	-	-	-
Konso Special W	-	-	-
Konso . . . .	-	-	-
Dirashe Special	-	-	-
Dirashe . . . .	-	-	-
Dawro . . . . .	*	*	-
Mareka Wereda	-	-	-
Gena Bosa Wer	-	-	-
Gedo Walcha W	-	-	-
Isara Wereda.	-	-	-
Gorka Bersa W	*	*	-
Basketo Special	-	-	-
Basketo . . . .	-	-	-
Konta Special W	-	-	-
Ela . . . . .	-	-	-

TABLE B- ESTIMATE OF HOLDERS, AREA, PRODUCTION AND YIELD OF TEMPORARY CROPS FOR PRIVATE PEASANT HOLDINGS FOR BELG SEASON RURAL HOLDINGS CARROT

Geographic Area	Number of Holders	Area	Production
		Hectares	Quintals
(S.N.N.P.R) . . .	1162	18.28	*
Gurage Zone . .	163	*	*
Goru . . . . .	-	-	-
Ezha . . . . .	*	*	*
Kokir Gedebano	-	-	-
Sodo . . . . .	-	-	-
Meskanena Mareko	-	-	-
Selti . . . . .	*	*	*
Gumer . . . . .	*	*	*
Cheha . . . . .	-	-	-
Enemorna Ener	-	-	-
Dalocha . . . .	-	-	-
Lanfuro . . . .	-	-	-
Akililna Mohr	-	-	-
Alicho Woriro	*	*	*
Endegagn . . . .	-	-	-
Hadiya	*	*	*
Misha . . . . .	*	*	*
Lemo . . . . .	*	*	*
Badawacho . . .	*	*	*
Soro . . . . .	-	-	-
Kembata Alaba Tembaro	*	*	*
Omo Sheleko . .	-	-	-
Angacha . . . . .	*	*	*
Kedida Gamela	-	-	-
Alaba . . . . .	-	-	-
Kacha Bira . . .	-	-	-
Sidama Zone . .	-	-	-
Shebedino . . . .	-	-	-
Awasa . . . . .	-	-	-
Arbegona . . . .	-	-	-
Dale . . . . .	-	-	-
Aleta Wendo . .	-	-	-
Dara . . . . .	-	-	-
Hula . . . . .	-	-	-
Bensa . . . . .	-	-	-
Aroresa . . . . .	-	-	-
Gedio	*	*	*
Wenago . . . . .	*	*	*
Yirgachefe . . .	-	-	-
Kochere . . . . .	-	-	-
Bule . . . . .	-	-	-
Wolayita	*	*	*
Sodo Zuria . . .	*	*	*
Boloso Sore . . .	-	-	-
Damot Gale . . .	*	*	*
Damot Wayde . .	-	-	-
Kindo Koysha . .	-	-	-
Offa . . . . .	-	-	-
Humbo . . . . .	-	-	-
South Omo Zone.	-	-	-
Selamago . . . .	-	-	-
Bako Gazer . . .	-	-	-
Gelila . . . . .	-	-	-
Hamer . . . . .	-	-	-

CONTD

Bena Tsemay .	-	-	-
Shaka	-	-	-
Masha . . . .	-	-	-
Anderacha . .	-	-	-
Yeki . . . . .	-	-	-
Kaffa	-	-	-
Telo . . . . .	-	-	-
Cheta . . . . .	-	-	-
Decha . . . . .	-	-	-
Menjiwo . . . .	-	-	-
Gimbo . . . . .	-	-	-
Gewata. . . . .	-	-	-
Chena . . . . .	-	-	-
Bitu. . . . .	-	-	-
Gesha Daka. .	-	-	-
Saylem. . . . .	-	-	-
Gamo Gofa	*	*	*
Arba Minch Zuria	-	-	-
Boreda. . . . .	-	-	-
Mirab Abaya .	-	-	-
Chencha . . . .	*	*	*
Kemba . . . . .	-	-	-
Bonkie. . . . .	-	-	-
Dita. . . . .	-	-	-
Daramalo. . . .	-	-	-
Kucha . . . . .	-	-	-
Gofa Zuria. . .	-	-	-
Zala. . . . .	-	-	-
Uba Deber Tse	-	-	-
Melekoza. . . .	-	-	-
Bench-Maji	*	*	-
Shewa Bench .	-	-	-
Bench . . . . .	-	-	-
Bero. . . . .	-	-	-
Maji. . . . .	-	-	-
Menit Goldiya	*	*	-
Menit Shasha.	-	-	-
Sheko . . . . .	-	-	-
Yem Special Wer	-	-	-
Yem . . . . .	-	-	-
Amaro Special W	*	-	-
Amaro . . . . .	*	-	-
Burji Special W	-	-	-
Burji . . . . .	-	-	-
Konso Special W	-	-	-
Konso . . . . .	-	-	-
Dirashe Special	-	-	-
Dirashe . . . .	-	-	-
Dawro . . . . .	-	-	-
Mareka Wereda	-	-	-
Gena Bosa Wer	-	-	-
Gedo Walcha W	-	-	-
Isara Wereda.	-	-	-
Gorka Bersa W	-	-	-
Basketo Special	*	*	-
Basketo . . . .	*	*	-
Konta Special W	-	-	-
Ela . . . . .	-	-	-

TABLE C- ESTIMATE OF HOLDERS, AREA, PRODUCTION AND YIELD OF TEMPORARY CROPS FOR PRIVATE PEASANT HOLDINGS FOR BELG SEASON RURAL HOLDINGS ONION

Geographic Area	Number of Holders	Area	Production
		Hectares	Quintals
(S.N.N.P.R) . . .	34626	539.44	20026.17
Gurage Zone . .	2538	*	212.55
Goru . . . . .	-	-	-
Ezha . . . . .	-	-	-
Kokir Gedebano	-	-	-
Sodo . . . . .	*	*	*
Meskanena Mareko	*	*	*
Selti . . . . .	*	*	*
Gumer . . . . .	236	0.12	*
Cheha . . . . .	-	-	-
Enemorna Ener	*	*	*
Dalocha . . . .	-	-	-
Lanfuro . . . .	-	-	-
Akililna Mohr	*	*	*
Alichu Woriro	101	*	*
Endegagn . . . .	1057	0.89	90.72
Hadiya	4922	*	2217.56
Misha . . . . .	1699	3.41	*
Lemo . . . . .	970	*	*
Badawacho . . .	*	*	*
Soro . . . . .	1311	*	*
Kembata Alaba Tembaro	3480	101.25	*
Omo Sheleko . .	*	*	*
Angacha . . . . .	980	*	*
Kedida Gamela	2076	67.97	1052.34
Alaba . . . . .	-	-	-
Kacha Bira . . .	*	*	*
Sidama Zone . .	*	*	*
Shebedino . . . .	*	*	*
Awasa . . . . .	-	-	-
Arbegona . . . .	-	-	-
Dale . . . . .	*	*	*
Aleta Wendo . .	*	*	*
Dara . . . . .	*	*	*
Hula . . . . .	*	*	*
Bensa . . . . .	*	*	*
Aroresa . . . . .	*	*	*
Gedio	792	*	*
Wenago . . . . .	*	*	*
Yirgachefe . . .	*	*	*
Kochere . . . . .	*	*	*
Bule . . . . .	262	1.53	*
Wolayita	2119	35.02	*
Sodo Zuria . . .	*	*	*
Boloso Sore . . .	-	-	-
Damot Gale . . .	*	*	*
Damot Wayde . .	*	*	*
Kindo Koyssha .	*	*	*
Offa . . . . .	*	*	*
Humbo . . . . .	*	*	*
South Omo Zone.	1436	24.58	288.92
Selamago . . . .	*	*	*
Bako Gazer . . .	1122	*	*
Gelila . . . . .	131	*	12.38
Hamer . . . . .	-	-	-

CONTD

Bena Tsemay .	-	-	-
Shaka	*	*	*
Masha . . . .	28	*	*
Anderacha . .	115	*	5.43
Yeki. . . . .	*	*	*
Kaffa	1231	11.32	861.85
Telo. . . . .	*	*	*
Cheta . . . .	43	*	*
Decha . . . .	*	*	*
Menjiwo . . .	95	*	*
Gimbo . . . .	*	*	*
Gewata. . . .	154	*	*
Chena . . . .	427	*	*
Bitu. . . . .	69	*	*
Gesha Daka. .	161	0.35	*
Saylem. . . .	*	*	*
Gamo Gofa	8121	80.8	2533.64
Arba Minch Zuria	1331	11.37	*
Boreda. . . .	77	*	*
Mirab Abaya .	191	0.74	*
Chencha . . .	*	*	*
Kemba . . . .	437	2.31	*
Bonkie. . . .	700	*	*
Dita. . . . .	*	*	*
Daramalo. . .	*	*	-
Kucha . . . .	596	*	*
Gofa Zuria. .	2647	*	*
Zala. . . . .	171	1.1	*
Uba Deber Tse	*	*	*
Melekoza. . .	1573	3.48	348.95
Bench-Maji	1723	10.03	278.91
Shewa Bench .	192	0.43	*
Bench . . . .	*	*	*
Bero. . . . .	-	-	-
Maji. . . . .	339	1.84	185.16
Menit Goldiya	576	3.14	-
Menit Shasha.	*	*	-
Sheko . . . .	73	0.71	*
Yem Special Wer	*	*	*
Yem . . . . .	*	*	*
Amaro Special W	392	1.27	*
Amaro . . . .	392	1.27	*
Burji Special W	197	2.36	*
Burji . . . .	197	2.36	*
Konso Special W	*	*	-
Konso . . . .	*	*	-
Dirashe Special	1751	58.95	*
Dirashe . . .	1751	58.95	*
Dawro . . . . .	561	1.16	9.68
Mareka Wereda	*	*	*
Gena Bosa Wer	*	*	*
Gedo Walcha W	439	1	8.32
Isara Wereda.	*	*	*
Gorka Bersa W	-	-	-
Basketo Special	66	*	-
Basketo . . .	66	*	-
Konta Special W	*	*	-
Ela . . . . .	*	*	-

TABLE D- ESTIMATE OF HOLDERS, AREA, PRODUCTION AND YIELD OF TEMPORARY CROPS FOR PRIVATE PEASANT HOLDINGS FOR BELG SEASON RURAL HOLDINGS POTATOES

Geographic Area	Number of Holders	Area	Production
		Hectares	Quintals
(S.N.N.P.R) . . .	498439	27303.22	2558395
Gurage Zone . .	113081	6318.5	371958.2
Goru. . . . .	-	-	-
Ezha. . . . .	12185	759.99	81060.47
Kokir Gedebano	10984	802.09	*
Sodo. . . . .	-	-	-
Meskanena Mareko	*	*	*
Selti . . . . .	4807	108.57	*
Gumer . . . . .	35910	2549.66	60355.78
Cheha . . . . .	6099	168.81	*
Enemorna Ener	6785	74.9	4260.27
Dalocha . . . .	1167	21.87	*
Lanfuro . . . .	-	-	-
Akililna Mohr	9077	687.79	17505.4
Alicho Woriro	19663	994.02	87146.05
Endegagn. . . .	5963	121.08	15264.35
Hadiya	118071	7301.53	946384.8
Misha . . . . .	25277	1329.98	186883.4
Lemo. . . . .	33482	1608.62	142328.6
Badawacho . . .	17560	1065.42	140004
Soro. . . . .	41753	3297.5	477168.9
Kembata Alaba Tembaro	62557	4461.39	465896.5
Omo Sheleko . .	10260	517.02	69641.2
Angacha . . . .	23211	2160.2	226027.7
Kedida Gamela	17577	989.25	134504.4
Alaba . . . . .	2713	103.98	*
Kacha Bira. . .	8796	690.94	22748.26
Sidama Zone . .	23639	*	77046.68
Shebedino . . .	5288	81.92	*
Awasa . . . . .	*	*	*
Arbegona. . . .	-	-	-
Dale. . . . .	3386	44.08	*
Aleta Wendo . .	*	*	-
Dara. . . . .	7882	234.53	*
Hula. . . . .	1571	*	*
Bensa . . . . .	*	*	*
Aroresa . . . .	*	*	*
Gedio	983	3.22	*
Wenago. . . . .	*	*	*
Yirgachefe. . .	*	*	*
Kochere . . . .	*	*	*
Bule. . . . .	*	*	-
Wolayita	95763	3413.84	388750
Sodo Zuria. . .	18223	650.92	*
Boloso Sore . .	16557	499.92	*
Damot Gale. . .	18974	1095.51	*
Damot Wayde . .	10133	386.51	42029.75
Kindo Koysha.	16585	374.49	53495.61
Offa. . . . .	12976	343.14	42797.6
Humbo . . . . .	2316	63.36	*
South Omo Zone.	609	*	*
Selamago. . . .	*	*	*
Bako Gazer. . .	442	*	*
Gelila. . . . .	*	*	-
Hamer . . . . .	-	-	-

CONTD

Bena Tsemay .	*	*	*
Shaka	1310	*	*
Masha . . . .	81	6.74	59.63
Anderacha . .	27	0.89	*
Yeki. . . . .	*	*	*
Kaffa	4033	98.76	*
Telo. . . . .	*	*	*
Cheta . . . .	92	3.76	*
Decha . . . .	306	*	*
Menjiwo . . .	2093	44.17	*
Gimbo . . . .	*	*	*
Gewata. . . .	*	*	*
Chena . . . .	672	23.02	*
Bitu. . . . .	*	*	*
Gesha Daka. .	237	2.71	111.19
Saylem. . . .	107	3.9	*
Gamo Gofa	64005	2847.23	156056.8
Arba Minch Zuria	6855	244.08	*
Boreda. . . .	3740	122.88	*
Mirab Abaya .	2450	91.79	10559.15
Chencha . . .	13033	437.71	11976.1
Kemba . . . .	5431	559.57	15119.62
Bonkie. . . .	11636	671.87	13699.64
Dita. . . . .	9879	424.91	18091.96
Daramalo. . .	2619	70.7	*
Kucha . . . .	5084	124.84	*
Gofa Zuria. .	*	*	*
Zala. . . . .	*	*	257.92
Uba Deber Tse	202	5.03	*
Melekoza. . .	2532	81.48	*
Bench-Maji	216	1.69	*
Shewa Bench .	-	-	-
Bench . . . .	*	*	-
Bero. . . . .	-	-	-
Maji. . . . .	*	*	-
Menit Goldiya	101	*	-
Menit Shasha.	-	-	-
Sheko . . . .	*	*	*
Yem Special Wer	3643	69.38	*
Yem . . . . .	3643	69.38	*
Amaro Special W	-	-	-
Amaro . . . .	-	-	-
Burji Special W	392	10.57	*
Burji . . . .	392	10.57	*
Konso Special W	*	*	*
Konso . . . .	*	*	*
Dirashe Special	1071	16.61	*
Dirashe . . . .	1071	16.61	*
Dawro . . . .	4009	95.59	26086.85
Mareka Wereda	482	5.84	*
Gena Bosa Wer	1330	45.64	*
Gedo Walcha W	1583	33.41	*
Isara Wereda.	134	1.68	*
Gorka Bersa W	481	9.03	69.85
Basketo Special	3105	95.8	105095.4
Basketo . . .	3105	95.8	105095.4
Konta Special W	1353	30.55	*
Ela . . . . .	1353	30.55	*

TABLE E- ESTIMATE OF HOLDERS, AREA, PRODUCTION AND YIELD OF TEMPORARY CROPS FOR PRIVATE PEASANT HOLDINGS FOR BELG SEASON RURAL HOLDINGS GARLIC

Geographic Area	Number of Holders	Area	Production
		Hectares	Quintals
(S.N.N.P.R) . . .	63612	292.45	*
Gurage Zone . . .	9509	11.09	1100.81
Goru. . . . .	-	-	-
Ezha. . . . .	164	*	*
Kokir Gedebano	119	*	-
Sodo. . . . .	-	-	-
Meskanena Mareko	*	*	-
Selti. . . . .	*	*	*
Gumer. . . . .	2910	2.59	*
Cheha. . . . .	*	*	*
Enemorna Ener	*	*	*
Dalocha . . .	-	-	-
Lanfuro . . .	-	-	-
Akililna Mohr	*	*	*
Alicho Woriro	2058	3.31	332.27
Endegagn. . .	3539	3.31	*
Hadiya	19922	51.35	6078.11
Misha. . . . .	9280	20.49	2391.32
Lemo. . . . .	3677	5.24	*
Badawacho . .	*	*	*
Soro. . . . .	6876	24.85	*
Kembata Alaba Tembaro	4364	60.37	*
Omo Sheleko .	978	3.71	*
Angacha . . .	1274	14.22	408.69
Kedida Gamela	2003	*	*
Alaba . . . . .	-	-	-
Kacha Bira. .	*	*	*
Sidama Zone . .	2618	*	*
Shebedino . .	*	*	*
Awasa . . . . .	-	-	-
Arbegona. . .	-	-	-
Dale. . . . .	-	-	-
Aleta Wendo .	*	*	*
Dara. . . . .	542	*	*
Hula. . . . .	404	*	*
Bensa . . . . .	*	*	*
Aroresa . . .	-	-	-
Gedio	3516	19.84	*
Wenago. . . .	*	*	-
Yirgachefe. .	483	*	*
Kochere . . .	2081	9.55	-
Bule. . . . .	574	*	-
Wolayita	6180	42.67	*
Sodo Zuria. .	*	*	*
Boloso Sore .	-	-	-
Damot Gale. .	*	*	*
Damot Wayde .	*	*	-
Kindo Koysha.	*	*	*
Offa. . . . .	1808	6.35	*
Humbo . . . .	-	-	-
South Omo Zone.	*	*	*
Selamago. . .	*	*	-
Bako Gazer. .	*	*	-
Gelila. . . . .	59	0.19	*
Hamer . . . . .	-	-	-

CONTD

Bena Tsemay .	-	-	-
Shaka	602	*	137.42
Masha . . . .	148	0.5	70.07
Anderacha . .	219	0.45	67.35
Yeki. . . . .	235	*	-
Kaffa	3763	17.69	763.17
Telo. . . . .	*	*	*
Cheta . . . .	94	0.72	8.79
Decha . . . .	422	*	*
Menjiwo . . .	559	2.75	*
Gimbo . . . .	286	*	*
Gewata. . . .	369	1.93	*
Chena . . . .	1459	7.12	*
Bitu. . . . .	250	1.03	*
Gesha Daka. .	141	0.37	20.84
Saylem. . . .	99	0.29	*
Gamo Gofa	7986	34.7	*
Arba Minch Zuria	978	3.45	*
Boreda. . . .	65	*	*
Mirab Abaya .	215	1	*
Chencha . . .	*	*	*
Kemba . . . .	*	*	3.45
Bonkie. . . .	638	2.32	5.93
Dita. . . . .	69	*	*
Daramalo. . .	-	-	-
Kucha . . . .	*	*	*
Gofa Zuria. .	1475	10.29	*
Zala. . . . .	*	*	-
Uba Deber Tse	*	*	-
Melekoza. . .	3096	12.46	*
Bench-Maji	1852	6.16	2.42
Shewa Bench .	*	*	-
Bench . . . .	*	*	-
Bero. . . . .	-	-	-
Maji. . . . .	43	0.07	2.42
Menit Goldiya	825	2.61	-
Menit Shasha.	-	-	-
Sheko . . . .	-	-	-
Yem Special Wer	*	0.79	*
Yem . . . . .	*	0.79	*
Amaro Special W	774	3.57	-
Amaro . . . .	774	3.57	-
Burji Special W	256	*	-
Burji . . . .	256	*	-
Konso Special W	-	-	-
Konso . . . .	-	-	-
Dirashe Special	267	*	*
Dirashe . . .	267	*	*
Dawro . . . .	1015	4.75	*
Mareka Wereda	*	*	*
Gena Bosa Wer	309	2.51	-
Gedo Walcha W	564	1.58	*
Isara Wereda.	52	*	*
Gorka Bersa W	*	*	-
Basketo Special	100	*	-
Basketo . . .	100	*	-
Konta Special W	125	*	-
Ela . . . . .	125	*	-

TABLE F- ESTIMATE OF HOLDERS, AREA, PRODUCTION AND YIELD OF  
 TEMPORARY CROPS FOR PRIVATE PEASANT HOLDINGS FOR BELG SEASON RURAL HOLDINGS  
 TARO/GODERE

Geographic Area	Number of Holders	Area	Production
		Hectares	Quintals
(S.N.N.P.R) . . .	96879	2260.11	73088.72
Gurage Zone . .	2821	30.91	*
Goru. . . . .	-	-	-
Ezha. . . . .	*	*	-
Kokir Gedebano	*	*	-
Sodo. . . . .	-	-	-
Meskanena Mareko	-	-	-
Selti . . . . .	-	-	-
Gumer . . . . .	-	-	-
Cheha . . . . .	1080	12.73	*
Enemorna Ener	*	*	-
Dalocha . . .	-	-	-
Lanfuro . . .	-	-	-
Akililna Mohr	131	*	-
Alicho Woriro	-	-	-
Endegagn. . .	-	-	-
Hadiya	3474	51.27	*
Misha . . . . .	1631	12.22	-
Lemo. . . . .	*	*	-
Badawacho . .	336	*	*
Soro. . . . .	*	*	-
Kembata Alaba Tembaro	8504	192.53	*
Omo Sheleko .	5194	125.44	*
Angacha . . .	*	*	-
Kedida Gamela	*	3.8	*
Alaba . . . . .	-	-	-
Kacha Bira. .	2865	62.34	-
Sidama Zone . .	8592	67.14	*
Shebedino . .	*	*	-
Awasa . . . . .	*	*	-
Arbegona. . .	-	-	-
Dale. . . . .	3989	*	*
Aleta Wendo .	4170	22.72	-
Dara. . . . .	*	*	-
Hula. . . . .	-	-	-
Bensa . . . . .	-	-	-
Aroresa . . .	*	*	-
Gedio	5277	18.31	*
Wenago. . . . .	3194	11.56	*
Yirgachefe. .	662	2.11	-
Kochere . . .	1421	4.64	*
Bule. . . . .	-	-	-
Wolayita	13977	237.78	*
Sodo Zuria. .	1509	25.7	*
Boloso Sore .	3622	*	*
Damot Gale. .	1610	17.15	*
Damot Wayde .	755	6.4	-
Kindo Koysa.	3127	35.23	*
Offa. . . . .	3303	57.25	*
Humbo . . . . .	*	*	*
South Omo Zone.	1779	45.21	*
Selamago. . .	125	1.25	*
Bako Gazer. .	1377	37.88	*
Gelila. . . . .	276	6.09	*
Hamer . . . . .	-	-	-

CONTD

Bena Tsemay .	-	-	-
Shaka	1380	26.45	*
Masha . . . .	76	0.42	*
Anderacha . .	357	4.46	*
Yeki. . . . .	947	21.57	*
Kaffa	2294	56.1	811.28
Telo. . . . .	*	*	-
Cheta . . . .	250	6.55	426.2
Decha . . . .	1086	11.23	*
Menjiwo . . .	*	*	*
Gimbo . . . .	127	*	*
Gewata. . . .	*	*	*
Chena . . . .	383	*	*
Bitu. . . . .	130	*	*
Gesha Daka. .	*	*	*
Saylem. . . .	79	*	*
Gamo Gofa	16374	482.96	21987.57
Arba Minch Zuria	*	*	*
Boreda. . . .	*	*	-
Mirab Abaya .	76	*	*
Chencha . . .	*	*	*
Kemba . . . .	*	*	*
Bonkie. . . .	*	*	*
Dita. . . . .	1397	40.74	216.78
Daramalo. . .	778	*	1021.28
Kucha . . . .	4685	170.34	*
Gofa Zuria. .	3175	72.06	*
Zala. . . . .	84	2.26	*
Uba Deber Tse	*	*	-
Melekoza. . .	5287	146.19	*
Bench-Maji	24647	810.3	27931.18
Shewa Bench .	3533	89.5	*
Bench . . . .	16874	593.02	11929.68
Bero. . . . .	95	1.08	76.35
Maji. . . . .	88	1.59	*
Menit Goldiya	662	7.05	*
Menit Shasha.	505	3.96	39.97
Sheko . . . .	2890	114.1	8088
Yem Special Wer	660	21.87	-
Yem . . . . .	660	21.87	-
Amaro Special W	-	-	-
Amaro . . . .	-	-	-
Burji Special W	-	-	-
Burji . . . .	-	-	-
Konso Special W	-	-	-
Konso . . . .	-	-	-
Dirashe Special	-	-	-
Dirashe . . . .	-	-	-
Dawro . . . .	4237	124.95	3196.37
Mareka Wereda	448	9.62	*
Gena Bosa Wer	171	2.76	-
Gedo Walcha W	2355	73.37	*
Isara Wereda.	1038	35.47	2636.64
Gorka Bersa W	*	*	*
Basketo Special	1048	23.54	*
Basketo . . .	1048	23.54	*
Konta Special W	1817	70.79	*
Ela . . . . .	1817	70.79	*

TABLE G- ESTIMATE OF HOLDERS, AREA, PRODUCTION AND YIELD OF TEMPORARY CROPS FOR PRIVATE PEASANT HOLDINGS FOR BELG SEASON RURAL HOLDINGS SWEET POTATOES

Geographic Area	Number of Holders	Area	Production
		Hectares	Quintals
(S.N.N.P.R) . . .	207171	10981.45	420631.4
Gurage Zone . .	369	*	*
Goru . . . . .	-	-	-
Ezha . . . . .	*	*	-
Kokir Gedebano	-	-	-
Sodo . . . . .	-	-	-
Meskanena Mareko	-	-	-
Selti . . . . .	*	*	-
Gumer . . . . .	-	-	-
Cheha . . . . .	*	*	-
Enemorna Ener	*	*	-
Daiocha . . . .	*	*	*
Lanfuro . . . .	-	-	-
Akililna Mohr	*	*	-
Alicho Woriro	-	-	-
Endegagn . . .	*	*	-
Hadiya	22938	1861.09	23807.19
Misha . . . . .	*	*	-
Lemo . . . . .	*	*	-
Badawacho . .	21452	1804.45	23664.47
Soro . . . . .	*	*	*
Kembata Alaba Tembaro	21902	1396.23	104818.3
Omo Sheleko .	11066	795.33	58199.72
Angacha . . . .	*	*	*
Kedida Gamela	5137	226.37	*
Alaba . . . . .	*	*	*
Kacha Bira . .	5581	373.81	1031.2
Sidama Zone . .	11719	238.78	3900.78
Shebedino . . .	3858	70.13	1329.8
Awasa . . . . .	*	*	*
Arbegona . . .	-	-	-
Dale . . . . .	4131	85.41	2013.31
Aleta Wendo .	3191	62.04	*
Dara . . . . .	*	*	-
Hula . . . . .	212	*	*
Bensa . . . . .	-	-	-
Aroresa . . . .	*	*	*
Gedio	1021	*	*
Wenago . . . .	343	*	*
Yirgachefe . .	*	*	*
Kochere . . . .	*	*	*
Bule . . . . .	-	-	-
Wolayita	114411	6008.86	165174.9
Sodo Zuria . .	20417	1269.89	4388.5
Boloso Sore . .	21727	1155.7	9724.32
Damot Gale . .	22611	984.23	*
Damot Wayde .	15950	1043.07	21616.64
Kindo Koysha .	13565	527.68	*
Offa . . . . .	12002	585.45	*
Humbo . . . . .	8138	442.84	2998.84
South Omo Zone.	786	30.32	*
Selamago . . .	271	*	*
Bako Gazer . .	*	*	*
Gelila . . . . .	*	*	-
Hamer . . . . .	-	-	-

CONTD

Bena Tsemay .	92	*	*
Shaka	*	*	*
Masha . . . .	*	*	*
Anderacha . .	*	*	*
Yeki . . . . .	-	-	-
Kaffa	313	9.9	*
Telo . . . . .	*	*	-
Cheta . . . . .	*	*	*
Decha . . . . .	*	*	*
Menjiwo . . .	*	*	-
Gimbo . . . . .	-	-	-
Gewata . . . .	-	-	-
Chena . . . . .	*	*	-
Bitu . . . . .	*	*	*
Gesha Daka . .	-	-	-
Saylem . . . .	-	-	-
Gamo Gofa	25904	1060.12	94433.99
Arba Minch Zuria	4379	172.99	*
Boreda . . . .	5389	393.09	5512.35
Mirab Abaya .	1268	64.74	*
Chencha . . . .	*	*	*
Kemba . . . . .	996	31.23	*
Bonkie . . . . .	2655	49.35	*
Dita . . . . .	1043	28.07	741.53
Daramalo . . .	1116	40.23	*
Kucha . . . . .	6613	207.58	*
Gofa Zuria . .	920	16.82	*
Zala . . . . .	704	21.11	*
Uba Deber Tse	*	*	*
Melekoza . . .	*	*	*
Bench-Maji	406	*	*
Shewa Bench .	*	*	-
Bench . . . . .	*	*	*
Bero . . . . .	-	-	-
Maji . . . . .	-	-	-
Menit Goldiya	121	0.27	-
Menit Shasha.	29	0.26	0.2
Sheko . . . . .	*	*	*
Yem Special Wer	*	*	*
Yem . . . . .	*	*	*
Amaro Special W	560	12.75	*
Amaro . . . . .	560	12.75	*
Burji Special W	*	*	*
Burji . . . . .	*	*	*
Konso Special W	*	*	*
Konso . . . . .	*	*	*
Dirashe Special	*	*	-
Dirashe . . . .	*	*	-
Dawro . . . . .	4300	239.51	*
Mareka Wereda	*	*	*
Gena Bosa Wer	1969	149.86	*
Gedo Walcha W	1372	42.22	765.44
Isara Wereda.	-	-	-
Gorka Bersa W	468	24.34	*
Basketo Special	2074	92.51	*
Basketo . . . .	2074	92.51	*
Konta Special W	-	-	-
Ela . . . . .	-	-	-

TABLE 5.5- ESTIMATE OF HOLDERS, AREA, PRODUCTION AND YIELD OF TEMPORARY CROPS FOR PRIVATE PEASANT HOLDINGS FOR MEHER SEASON

URBAN HOLDINGS

S.N.N.P.R. REGION

Crop	Number of Holders	Area		Production		Yield
		Hectares	%	Quintals	%	QT / HA
TOTAL	37682	13953.77		147116.3		
Grain Crops	33668	12405.46	100	96693.08	100	
Cereals	33062	11524.5	92.9	92763.99	95.94	
Teff	8261	2320.2	18.7	9300.29	9.62	4.01
Barley	4638	720.34	5.81	3195.99	3.31	4.44
Wheat	8828	2436.41	19.64	23243.49	24.04	9.54
Maize	23395	5220.3	42.08	52594.41	54.39	10.07
Sorghum	4254	681.1	5.49	4022.13	4.16	5.91
Finger Millet	295	*	*	402.95	0.42	*
Oats / 'Aja'	22	2.16	0.02	2.15	-	1
Rice	*	*	*	*	*	*
Pulses	5679	875.63	7.06	3917.81	4.05	
Horse beans	2518	398.39	3.21	1665.87	1.72	4.18
Field peas	1164	184.98	1.49	824.07	0.85	4.45
Haricot beans	2562	225.51	1.82	1204.7	1.25	5.34
Chick - peas	269	45.74	0.37	201.33	0.21	4.4
Lentils	26	*	*	7.52	-	*
Vetch	26	*	*	14.32	0.01	*
Soya beans	-	-	-	-	-	-
Fenugreek	10	0.07	-	-	-	-
Gibto	*	*	*	-	-	-
Oilseeds	72	5.32	0.04	11.27	0.01	
Neug	*	*	*	*	*	*
Linseed	53	4.24	0.03	7.31	-	1.72
Groundnuts	*	*	*	*	*	*
Safflower	-	-	-	-	-	-
Sesame	-	-	-	-	-	-
Rapeseed	10	*	*	-	-	-
Vegetables	8508	578.65	100	13990.91	100	
Lettuce	-	-	-	-	-	-
Head cabbage	48	0.94	0.16	*	*	*
Ethiopian cabbage	7089	288.6	49.87	5741.16	41.03	19.89
Tomatoes	247	3.3	0.57	319.99	2.29	96.97
Green peppers	178	4.65	0.8	*	*	*
Red peppers	1506	280.94	48.55	4636.61	33.14	16.5
Swiss chard	51	0.22	0.04	*	*	*
Root Crops	7876	969.66	100	36432.3	100	
Beetroot	90	1.25	0.13	44.55	0.12	35.64
Carrot	96	1.52	0.16	46.47	0.13	30.57
Onion	385	9.83	1.01	733.68	2.01	74.64
Potatoes	1605	103.63	10.69	7004.82	19.23	67.59
Garlic	70	0.36	0.04	20.11	0.06	55.86
Taro / 'Godere'	3621	342.01	35.27	12218.45	33.54	35.73
Sweet potatoes	3734	511.06	52.71	16364.22	44.92	32.02

TABLE 5.5.1 - ESTIMATE OF HOLDERS, AREA, PRODUCTION AND YIELD OF TEMPORARY CROPS FOR PRIVATE PEASANT HOLDINGS FOR MEHER SEASON

URBAN HOLDINGS

GURAGE ZONE

Crop	Number of Holders	Area		Production		Yield QT / HA
		Hectares	%	Quintals	%	
TOTAL	5267	3391.19		26726.65		
Grain Crops	5016	3105.5	100	20515.51	100	
Cereals	4944	2996.05	96.48	19915.3	97.07	
Teff	1703	680.31	21.91	2918.49	14.23	4.29
Barley	779	93.33	3.01	388.43	1.89	4.16
Wheat	1360	542.83	17.48	6036.19	29.42	11.12
Maize	4008	1497.55	48.22	9474.17	46.18	6.33
Sorghum	1050	179.31	5.77	1093.16	5.33	6.1
Finger Millet	*	*	*	*	*	*
Oats / 'Aja'	5	*	*	0.41	-	*
Rice	*	*	*	*	*	*
Pulses	761	108.5	3.49	599.24	2.92	
Horse beans	409	44.73	1.44	179.42	0.87	4.01
Field peas	100	14.86	0.48	*	*	*
Haricot beans	241	25.16	0.81	*	*	*
Chick - peas	56	14.71	0.47	31.67	0.15	2.15
Lentils	*	*	*	*	*	*
Vetch	19	*	*	14.32	0.07	*
Soya beans	-	-	-	-	-	-
Fenugreek	-	-	-	-	-	-
Gibto	*	*	*	*	*	*
Oilseeds	*	*	*	*	*	*
Neug	*	*	*	*	*	*
Linseed	-	-	-	-	-	-
Groundnuts	-	-	-	-	-	-
Safflower	-	-	-	-	-	-
Sesame	-	-	-	-	-	-
Rapeseed	-	-	-	-	-	-
Vegetables	1851	273.8	100	5019.05	100	
Lettuce	-	-	-	-	-	-
Head cabbage	*	*	*	*	*	*
Ethiopian cabbage	940	33.89	12.38	700.16	13.95	20.66
Tomatoes	16	*	*	0.64	0.01	*
Green peppers	*	*	*	*	*	*
Red peppers	1173	238.24	87.01	4317.73	86.03	18.12
Swiss chard	1	-	-	0.04	-	-
Root Crops	357	11.89	100	1192.09	100	
Beetroot	24	0.06	0.5	3.22	0.27	53.67
Carrot	14	*	*	*	*	*
Onion	27	*	*	*	*	*
Potatoes	258	10.48	88.14	1137.99	95.46	108.59
Garlic	*	*	*	*	*	*
Taro / 'Godere'	47	0.35	2.94	21.02	1.76	60.06
Sweet potatoes	*	*	*	*	*	*

TABLE 5.5.2 - ESTIMATE OF HOLDERS, AREA, PRODUCTION AND YIELD OF TEMPORARY CROPS FOR PRIVATE PEASANT HOLDINGS FOR MEHER SEASON

URBAN HOLDINGS

HADIYA ZONE

Crop	Number of Holders	Area		Production		Yield
		Hectares	%	Quintals	%	QT / HA
TOTAL	6875	2786.08		24689.11		
Grain Crops	6386	2694.54	100	20988.3	100	
Cereals	6289	2509.74	93.14	20247.07	96.47	
Teff	2075	632.4	23.47	1881.16	8.96	2.97
Barley	1120	170.49	6.33	495.02	2.36	2.9
Wheat	3663	1097.74	40.74	11336.67	54.01	10.33
Maize	3475	498.39	18.5	6128.75	29.2	12.3
Sorghum	836	103.13	3.83	366.52	1.75	3.55
Finger Millet	78	6.39	0.24	*	*	*
Oats / 'Aja'	*	*	*	*	*	*
Rice	-	-	-	-	-	-
Pulses	1035	183.21	6.8	736.67	3.51	
Horse beans	680	102.03	3.79	371.84	1.77	3.64
Field peas	316	59.37	2.2	167.54	0.8	2.82
Haricot beans	122	12.14	0.45	102.84	0.49	8.47
Chick - peas	103	9.48	0.35	94.44	0.45	9.96
Lentils	-	-	-	-	-	-
Vetch	*	*	*	-	-	-
Soya beans	-	-	-	-	-	-
Fenugreek	-	-	-	-	-	-
Gibto	-	-	-	-	-	-
Oilseeds	24	*	*	*	*	
Neug	-	-	-	-	-	-
Linseed	*	*	*	*	*	*
Groundnuts	-	-	-	-	-	-
Safflower	-	-	-	-	-	-
Sesame	-	-	-	-	-	-
Rapeseed	*	*	*	-	-	-
Vegetables	2574	47.46	100	2630.59	100	
Lettuce	-	-	-	-	-	-
Head cabbage	*	*	*	*	*	*
Ethiopian cabbage	2370	29.19	61.5	2254.41	85.7	77.23
Tomatoes	199	2.88	6.07	227.49	8.65	78.99
Green peppers	24	*	*	*	*	*
Red peppers	118	14.05	29.6	*	*	*
Swiss chard	50	0.22	0.46	*	*	*
Root Crops	706	44.08	100	1070.22	100	
Beetroot	*	0.17	0.39	*	*	*
Carrot	*	*	*	*	*	*
Onion	139	1.12	2.54	106	9.9	94.64
Potatoes	386	34.17	77.52	512.7	47.91	15
Garlic	*	*	*	*	*	*
Taro / 'Godere'	87	3.24	7.35	194.9	18.21	60.15
Sweet potatoes	100	5.15	11.68	223.99	20.93	43.49

TABLE 5.5.3 - ESTIMATE OF HOLDERS, AREA, PRODUCTION AND YIELD OF TEMPORARY CROPS FOR PRIVATE PEASANT HOLDINGS FOR MEHER SEASON

URBAN HOLDINGS

KEMBATA ALABA TEMBAROEMBARO ZONE

Crop	Number of Holders	Area		Production		Yield QT / HA
		Hectares	%	Quintals	%	
TOTAL	3728	848.28		12568.18		
Grain Crops	2995	757.17	100	7102.5	100	
Cereals	2961	712.37	94.08	6960.12	98	
Teff	777	175.98	23.24	714.93	10.07	4.06
Barley	168	13.15	1.74	*	*	*
Wheat	1447	245.16	32.38	2869.83	40.41	11.71
Maize	1478	215.26	28.43	2853.74	40.18	13.26
Sorghum	363	51.59	6.81	*	*	*
Finger Millet	83	11.12	1.47	74.87	1.05	6.73
Oats / 'Aja'	*	*	*	*	*	*
Rice	-	-	-	-	-	-
Pulses	355	44.8	5.92	142.38	2	
Horse beans	277	37.37	4.94	128.86	1.81	3.45
Field peas	56	5.27	0.7	8.78	0.12	1.67
Haricot beans	49	2.12	0.28	4.73	0.07	2.23
Chick – peas	-	-	-	-	-	-
Lentils	*	*	*	*	*	*
Vetch	-	-	-	-	-	-
Soya beans	-	-	-	-	-	-
Fenugreek	-	-	-	-	-	-
Gibto	-	-	-	-	-	-
Oilseeds	-	-	-	-	-	-
Neug	-	-	-	-	-	-
Linseed	-	-	-	-	-	-
Groundnuts	-	-	-	-	-	-
Safflower	-	-	-	-	-	-
Sesame	-	-	-	-	-	-
Rapeseed	-	-	-	-	-	-
Vegetables	1036	32.1	100	1068.17	100	
Lettuce	-	-	-	-	-	-
Head cabbage	*	*	*	*	*	*
Ethiopian cabbage	925	11.43	35.61	*	*	*
Tomatoes	*	*	*	-	-	-
Green peppers	-	-	-	-	-	-
Red peppers	118	20.58	64.11	164.77	15.43	8.01
Swiss chard	-	-	-	-	-	-
Root Crops	929	59.01	100	4397.5	100	
Beetroot	*	*	*	*	*	*
Carrot	-	-	-	-	-	-
Onion	18	*	*	*	*	*
Potatoes	289	16.27	27.57	2261.28	51.42	138.98
Garlic	*	*	*	*	*	*
Taro / 'Godere'	414	21.93	37.16	989.68	22.51	45.13
Sweet potatoes	407	20.57	34.86	1130.62	25.71	54.96

TABLE 5.5.4 - ESTIMATE OF HOLDERS, AREA, PRODUCTION AND YIELD OF TEMPORARY CROPS FOR PRIVATE PEASANT HOLDINGS FOR MEHER SEASON

URBAN HOLDINGS

SIDAMA ZONE

Crop	Number of Holders	Area		Production		Yield
		Hectares	%	Quintals	%	QT / HA
TOTAL	3841	1020.89		8330.62		
Grain Crops	3578	887.76	100	6931.41	100	
Cereals	3530	851.25	95.89	6788.48	97.94	
Teff	117	*	*	*	*	*
Barley	527	74.61	8.4	492.75	7.11	6.6
Wheat	401	72.19	8.13	501.55	7.24	6.95
Maize	2898	674.38	75.96	5624.75	81.15	8.34
Sorghum	138	5.27	0.59	35.28	0.51	6.69
Finger Millet	-	-	-	-	-	-
Oats / 'Aja'	-	-	-	-	-	-
Rice	*	*	*	-	-	-
Pulses	489	36.41	4.1	139.93	2.02	
Horse beans	88	10.75	1.21	64.74	0.93	6.02
Field peas	42	8.32	0.94	24.61	0.36	2.96
Haricot beans	372	16.22	1.83	49.78	0.72	3.07
Chick - peas	*	*	*	*	*	*
Lentils	-	-	-	-	-	-
Vetch	-	-	-	-	-	-
Soya beans	-	-	-	-	-	-
Fenugreek	-	-	-	-	-	-
Gibto	-	-	-	-	-	-
Oilseeds	*	*	*	*	*	*
Neug	-	-	-	-	-	-
Linseed	-	-	-	-	-	-
Groundnuts	*	*	*	*	*	*
Safflower	-	-	-	-	-	-
Sesame	-	-	-	-	-	-
Rapeseed	-	-	-	-	-	-
Vegetables	519	*	*	323.47	100	
Lettuce	-	-	*	-	-	-
Head cabbage	*	*	*	-	-	-
Ethiopian cabbage	483	*	*	296.76	91.74	*
Tomatoes	-	-	*	-	-	-
Green peppers	26	0.26	*	18.12	5.6	69.69
Red peppers	*	*	*	*	*	*
Swiss chard	-	-	*	-	-	-
Root Crops	309	17.87	100	1075.74	100	
Beetroot	*	*	*	*	*	*
Carrot	*	*	*	*	*	*
Onion	79	4.69	26.25	281.21	26.14	59.96
Potatoes	6	*	*	*	*	*
Garlic	-	-	-	-	-	-
Taro / 'Godere'	23	*	*	22.79	2.12	*
Sweet potatoes	208	10.79	60.38	764.22	71.04	70.83

TABLE 5.5.5 - ESTIMATE OF HOLDERS, AREA, PRODUCTION AND YIELD OF TEMPORARY CROPS FOR PRIVATE PEASANT HOLDINGS FOR MEHER SEASON

URBAN HOLDINGS

GEDEO ZONE

Crop	Number of Holders	Area		Production		Yield
		Hectares	%	Quintals	%	QT / HA
TOTAL	1373	235.79		2322.1		
Grain Crops	1197	226.28	100	1603.2	100	
Cereals	1147	186.25	82.31	1517.09	94.63	
Teff	11	0.79	0.35	2.23	0.14	2.82
Barley	353	100.84	44.56	226.92	14.15	2.25
Wheat	81	9.7	4.29	84.97	5.3	8.76
Maize	812	74.83	33.07	1202.25	74.99	16.07
Sorghum	*	*	*	*	*	*
Finger Millet	-	-	-	-	-	-
Oats / 'Aja'	-	-	-	-	-	-
Rice	-	-	-	-	-	-
Pulses	141	40.03	17.69	86.11	5.37	
Horse beans	93	*	*	59.73	3.73	*
Field peas	55	7.29	3.22	26.31	1.64	3.61
Haricot beans	*	*	*	0.06	-	*
Chick - peas	-	-	-	-	-	-
Lentils	-	-	-	-	-	-
Vetch	-	-	-	-	-	-
Soya beans	-	-	-	-	-	-
Fenugreek	-	-	-	-	-	-
Gibto	-	-	-	-	-	-
Oilseeds	-	-	-	-	-	-
Neug	-	-	-	-	-	-
Linseed	-	-	-	-	-	-
Groundnuts	-	-	-	-	-	-
Safflower	-	-	-	-	-	-
Sesame	-	-	-	-	-	-
Rapeseed	-	-	-	-	-	-
Vegetables	248	5.22	100	368.21	100	
Lettuce	-	-	-	-	-	-
Head cabbage	-	-	-	-	-	-
Ethiopian cabbage	248	5.22	100	368.21	100	70.54
Tomatoes	-	-	-	-	-	-
Green peppers	-	-	-	-	-	-
Red peppers	-	-	-	-	-	-
Swiss chard	-	-	-	-	-	-
Root Crops	103	4.29	100	350.69	100	
Beetroot	-	-	-	-	-	-
Carrot	-	-	-	-	-	-
Onion	30	0.9	20.98	86.93	24.79	96.59
Potatoes	*	*	*	*	*	*
Garlic	*	*	*	*	*	*
Taro / 'Godere'	11	0.1	2.33	5.96	1.7	59.6
Sweet potatoes	53	2.95	68.76	248.77	70.94	84.33

TABLE 5.5.6 - ESTIMATE OF HOLDERS, AREA, PRODUCTION AND YIELD OF TEMPORARY CROPS FOR PRIVATE PEASANT HOLDINGS FOR MEHER SEASON

URBAN HOLDINGS

WOLAITA ZONE

Crop	Number of Holders	Area		Production		Yield
		Hectares	%	Quintals	%	QT / HA
TOTAL	6038	1942.68		32000.61		
Grain Crops	5345	1208.26	100	9557.92	100	
Cereals	5250	1136.69	94.08	9204.14	96.3	
Teff	1138	185.4	15.34	1042.29	10.91	5.62
Barley	162	20.2	1.67	113.14	1.18	5.6
Wheat	594	213.93	17.71	736.98	7.71	3.44
Maize	4528	699.55	57.9	7251.11	75.86	10.37
Sorghum	298	17.6	1.46	60.61	0.63	3.44
Finger Millet	-	-	-	-	-	-
Oats / 'Aja'	-	-	-	-	-	-
Rice	-	-	-	-	-	-
Pulses	1024	71.35	5.91	353.32	3.7	
Horse beans	62	9.48	0.78	46.07	0.48	4.86
Field peas	49	2.9	0.24	8.9	0.09	3.07
Haricot beans	931	56.41	4.67	282.9	2.96	5.02
Chick – peas	27	2.56	0.21	15.45	0.16	6.04
Lentils	-	-	-	-	-	-
Vetch	-	-	-	-	-	-
Soya beans	-	-	-	-	-	-
Fenugreek	-	-	-	-	-	-
Gibto	-	-	-	-	-	-
Oilseeds	*	*	*	*	*	
Neug	-	-	-	-	-	-
Linseed	*	*	*	*	*	*
Groundnuts	-	-	-	-	-	-
Safflower	-	-	-	-	-	-
Sesame	-	-	-	-	-	-
Rapeseed	-	-	-	-	-	-
Vegetables	171	*	*	69.1	100	
Lettuce	-	-	*	-	-	-
Head cabbage	-	-	*	-	-	-
Ethiopian cabbage	150	*	*	54.62	79.04	*
Tomatoes	1	-	*	0.01	0.01	-
Green peppers	22	*	*	*	*	*
Red peppers	*	*	*	*	*	*
Swiss chard	-	-	*	-	-	-
Root Crops	3435	728.83	100	22373.58	100	
Beetroot	*	*	*	-	-	-
Carrot	17	*	*	3.5	0.02	*
Onion	20	0.65	0.09	*	*	*
Potatoes	225	9.89	1.36	1201.71	5.37	121.51
Garlic	-	-	-	-	-	-
Taro / 'Godere'	1652	258.17	35.42	8075.39	36.09	31.28
Sweet potatoes	2759	459.24	63.01	13027.25	58.23	28.37

TABLE 5.5.7 - ESTIMATE OF HOLDERS, AREA, PRODUCTION AND YIELD OF TEMPORARY CROPS FOR PRIVATE PEASANT HOLDINGS FOR MEHER SEASON

URBAN HOLDINGS

SOUTH OMO ZONE

Crop	Number of Holders	Area		Production		Yield QT / HA
		Hectares	%	Quintals	%	
TOTAL	667	161.69		1345		
Grain Crops	617	156.51	100	1051.83	100	
Cereals	613	150.89	96.41	1026.23	97.57	
Teff	71	15.73	10.05	101.1	9.61	6.43
Barley	21	4.13	2.64	*	*	*
Wheat	*	*	*	*	*	*
Maize	514	96.76	61.82	776.28	73.8	8.02
Sorghum	158	26.53	16.95	123.26	11.72	4.65
Finger Millet	19	2.53	1.62	6.63	0.63	2.62
Oats / 'Aja'	-	-	-	-	-	-
Rice	-	-	-	-	-	-
Pulses	55	5.62	3.59	25.61	2.43	
Horse beans	-	-	-	-	-	-
Field peas	*	*	*	*	*	*
Haricot beans	43	3.34	2.13	19.54	1.86	5.85
Chick - peas	-	-	-	-	-	-
Lentils	-	-	-	-	-	-
Vetch	-	-	-	-	-	-
Soya beans	-	-	-	-	-	-
Fenugreek	-	-	-	-	-	-
Gibto	-	-	-	-	-	-
Oilseeds	-	-	-	-	-	-
Neug	-	-	-	-	-	-
Linseed	-	-	-	-	-	-
Groundnuts	-	-	-	-	-	-
Safflower	-	-	-	-	-	-
Sesame	-	-	-	-	-	-
Rapeseed	-	-	-	-	-	-
Vegetables	10	*	*	*	*	*
Lettuce	-	-	*	-	*	-
Head cabbage	-	-	*	-	*	-
Ethiopian cabbage	*	*	*	*	*	*
Tomatoes	*	*	*	*	*	*
Green peppers	*	*	*	*	*	*
Red peppers	-	-	*	-	*	-
Swiss chard	-	-	*	-	*	-
Root Crops	100	4.9	100	274.76	100	
Beetroot	-	-	-	-	-	-
Carrot	-	-	-	-	-	-
Onion	*	*	*	*	*	*
Potatoes	24	1.08	22.04	51.56	18.77	47.74
Garlic	-	-	-	-	-	-
Taro / 'Godere'	19	*	*	*	*	*
Sweet potatoes	43	1.8	36.73	96.36	35.07	53.53

TABLE 5.5.8 - ESTIMATE OF HOLDERS, AREA, PRODUCTION AND YIELD OF TEMPORARY CROPS FOR PRIVATE PEASANT HOLDINGS FOR MEHER SEASON

URBAN HOLDINGS

SHAKA ZONE

Crop	Number of Holders	Area		Production		Yield
		Hectares	%	Quintals	%	QT / HA
TOTAL	712	105.55		1012.23		
Grain Crops	615	100.38	100	713.67	100	
Cereals	601	97.14	96.77	694.1	97.26	
Teff	195	24.68	24.59	75.91	10.64	3.08
Barley	28	1.96	1.95	6.49	0.91	3.31
Wheat	*	*	*	-	-	-
Maize	95	9.29	9.25	93.82	13.15	10.1
Sorghum	357	56.35	56.14	487.48	68.31	8.65
Finger Millet	26	4.76	4.74	*	*	*
Oats / 'Aja'	-	-	-	-	-	-
Rice	-	-	-	-	-	-
Pulses	30	3.24	3.23	19.56	2.74	
Horse beans	22	1.38	1.37	8.5	1.19	6.16
Field peas	27	1.85	1.84	11.06	1.55	5.98
Haricot beans	-	-	-	-	-	-
Chick - peas	-	-	-	-	-	-
Lentils	-	-	-	-	-	-
Vetch	-	-	-	-	-	-
Soya beans	-	-	-	-	-	-
Fenugreek	-	-	-	-	-	-
Gibto	-	-	-	-	-	-
Oilseeds	-	-	-	-	-	-
Neug	-	-	-	-	-	-
Linseed	-	-	-	-	-	-
Groundnuts	-	-	-	-	-	-
Safflower	-	-	-	-	-	-
Sesame	-	-	-	-	-	-
Rapeseed	-	-	-	-	-	-
Vegetables	144	3.24	100	248.14	100	
Lettuce	-	-	-	-	-	-
Head cabbage	-	-	-	-	-	-
Ethiopian cabbage	136	1.98	61.11	110.02	44.34	55.57
Tomatoes	7	*	*	*	*	*
Green peppers	13	0.04	1.23	45.83	18.47	*
Red peppers	*	*	*	*	*	*
Swiss chard	-	-	-	-	-	-
Root Crops	47	1.93	100	50.43	100	
Beetroot	-	-	-	-	-	-
Carrot	-	-	-	-	-	-
Onion	*	*	*	*	*	*
Potatoes	4	*	*	*	*	*
Garlic	-	-	-	-	-	-
Taro / 'Godere'	41	1.83	94.82	46.43	92.07	25.37
Sweet potatoes	*	*	*	*	*	*

TABLE 5.5.9 - ESTIMATE OF HOLDERS, AREA, PRODUCTION AND YIELD OF TEMPORARY CROPS FOR PRIVATE PEASANT HOLDINGS FOR MEHER SEASON

URBAN HOLDINGS

KAFFA ZONE

Crop	Number of Holders	Area		Production		Yield QT / HA
		Hectares	%	Quintals	%	
TOTAL	2881	1410.95		19254.48		
Grain Crops	2172	1310.35	100	14908.46	100	
Cereals	2130	1153.57	88.04	14330.47	96.12	
Teff	859	212.45	16.21	753.53	5.05	3.55
Barley	435	78.12	5.96	425.02	2.85	5.44
Wheat	218	64.2	4.9	384.09	2.58	5.98
Maize	1752	638.71	48.74	12204.29	81.86	19.11
Sorghum	207	44.79	3.42	329.39	2.21	7.35
Finger Millet	70	*	*	234.05	1.57	*
Oats / 'Aja'	*	*	*	*	*	*
Rice	-	-	-	-	-	-
Pulses	669	156.22	11.92	576.96	3.87	
Horse beans	346	76.63	5.85	298.81	2	3.9
Field peas	122	23.68	1.81	98.44	0.66	4.16
Haricot beans	354	55.92	4.27	179.71	1.21	3.21
Chick - peas	-	-	-	-	-	-
Lentils	-	-	-	-	-	-
Vetch	-	-	-	-	-	-
Soya beans	-	-	-	-	-	-
Fenugreek	-	-	-	-	-	-
Gibto	-	-	-	-	-	-
Oilseeds	23	*	*	*	*	
Neug	-	-	-	-	-	-
Linseed	*	*	*	*	*	*
Groundnuts	-	-	-	-	-	-
Safflower	-	-	-	-	-	-
Sesame	-	-	-	-	-	-
Rapeseed	*	*	*	*	*	*
Vegetables	1377	82.31	100	3879.78	100	
Lettuce	-	-	-	-	-	-
Head cabbage	*	*	*	*	*	*
Ethiopian cabbage	1297	74.58	90.61	712.23	18.36	9.55
Tomatoes	*	*	*	1.87	0.05	*
Green peppers	35	*	*	*	*	*
Red peppers	61	6.18	7.51	33.67	0.87	5.45
Swiss chard	-	-	-	-	-	-
Root Crops	528	18.3	100	466.25	100	
Beetroot	21	*	*	*	*	*
Carrot	23	*	*	*	*	*
Onion	32	0.11	0.6	6.06	1.3	55.09
Potatoes	26	*	*	*	*	*
Garlic	31	0.1	0.55	*	*	*
Taro / 'Godere'	442	16.23	88.69	414.54	88.91	25.54
Sweet potatoes	*	*	*	*	*	*

TABLE 5.5.10 - ESTIMATE OF HOLDERS, AREA, PRODUCTION AND YIELD OF TEMPORARY CROPS FOR PRIVATE PEASANT HOLDINGS FOR MEHER SEASON

URBAN HOLDINGS

GAMOGOFA ZONE

Crop	Number of Holders	Area		Production		Yield QT / HA
		Hectares	%	Quintals	%	
TOTAL	2624	779.03		8634.08		
Grain Crops	2515	746.47	100	5837.65	100	
Cereals	2456	704.21	94.34	5489.96	94.04	
Teff	444	129.81	17.39	653.77	11.2	5.04
Barley	550	53.53	7.17	414.04	7.09	7.73
Wheat	654	52.19	6.99	373.36	6.4	7.15
Maize	1509	425.59	57.01	3785.03	64.84	8.89
Sorghum	186	42.81	5.74	263.75	4.52	6.16
Finger Millet	-	-	-	-	-	-
Oats / 'Aja'	*	*	*	-	-	-
Rice	-	-	-	-	-	-
Pulses	413	42.08	5.64	347.21	5.95	
Horse beans	232	16.13	2.16	221.4	3.79	13.73
Field peas	178	12.85	1.72	105.85	1.81	8.24
Haricot beans	127	9.51	1.27	13.89	0.24	1.46
Chick - peas	13	*	*	*	*	*
Lentils	11	1.93	0.26	2.93	0.05	1.52
Vetch	-	-	-	-	-	-
Soya beans	-	-	-	-	-	-
Fenugreek	-	-	-	-	-	-
Gibto	-	-	-	-	-	-
Oilseeds	2	0.18	0.02	0.48	-	
Neug	-	-	-	-	-	-
Linseed	2	0.18	0.02	0.48	-	2.67
Groundnuts	-	-	-	-	-	-
Safflower	-	-	-	-	-	-
Sesame	-	-	-	-	-	-
Rapeseed	-	-	-	-	-	-
Vegetables	134	4.81	100	122.82	100	
Lettuce	-	-	-	-	-	-
Head cabbage	14	*	*	*	*	*
Ethiopian cabbage	118	4.47	92.93	111.55	90.82	24.96
Tomatoes	-	-	-	-	-	-
Green peppers	8	*	*	*	*	*
Red peppers	-	-	-	-	-	-
Swiss chard	-	-	-	-	-	-
Root Crops	456	27.75	100	2673.61	100	
Beetroot	*	0.06	0.22	*	*	*
Carrot	4	0.05	0.18	1.21	0.05	24.2
Onion	*	*	*	*	*	*
Potatoes	301	13.88	50.02	1598.5	59.79	115.17
Garlic	*	-	-	-	-	-
Taro / 'Godere'	97	4.08	14.7	257.76	9.64	63.18
Sweet potatoes	121	9.56	34.45	808.07	30.22	84.53

TABLE 5.5.11 - ESTIMATE OF HOLDERS, AREA, PRODUCTION AND YIELD OF TEMPORARY CROPS FOR PRIVATE PEASANT HOLDINGS FOR MEHER SEASON

URBAN HOLDINGS

BENCH MAJI ZONE

Crop	Number of Holders	Area		Production		Yield
		Hectares	%	Quintals	%	QT / HA
TOTAL	1298	197.09		2810.33		
Grain Crops	1053	186.24	100	2248.33	100	
Cereals	1043	172.28	92.5	2132.22	94.84	
Teff	104	19.22	10.32	160.62	7.14	8.36
Barley	40	5.46	2.93	33.69	1.5	6.17
Wheat	*	*	*	*	*	*
Maize	965	118.08	63.4	1609.43	71.58	13.63
Sorghum	126	25.49	13.69	296.2	13.17	11.62
Finger Millet	7	1.44	0.77	17.37	0.77	12.06
Oats / 'Aja'	-	-	-	-	-	-
Rice	-	-	-	-	-	-
Pulses	161	13.97	7.5	116.12	5.16	
Horse beans	93	8	4.3	70.41	3.13	8.8
Field peas	68	5.6	3.01	41.43	1.84	7.4
Haricot beans	57	0.37	0.2	4.27	0.19	11.54
Chick – peas	-	-	-	-	-	-
Lentils	-	-	-	-	-	-
Vetch	-	-	-	-	-	-
Soya beans	-	-	-	-	-	-
Fenugreek	-	-	-	-	-	-
Gibto	-	-	-	-	-	-
Oilseeds	-	-	-	-	-	-
Neug	-	-	-	-	-	-
Linseed	-	-	-	-	-	-
Groundnuts	-	-	-	-	-	-
Safflower	-	-	-	-	-	-
Sesame	-	-	-	-	-	-
Rapeseed	-	-	-	-	-	-
Vegetables	183	3.21	100	114.79	100	
Lettuce	-	-	-	-	-	-
Head cabbage	*	*	*	*	*	*
Ethiopian cabbage	169	2.65	82.55	108.62	94.63	40.99
Tomatoes	*	*	*	-	-	-
Green peppers	29	0.24	7.48	*	*	*
Red peppers	*	*	*	-	-	-
Swiss chard	-	-	-	-	-	-
Root Crops	552	7.64	100	447.21	100	
Beetroot	-	-	-	-	-	-
Carrot	*	*	*	*	*	*
Onion	13	*	*	6.89	1.54	*
Potatoes	-	-	-	-	-	-
Garlic	-	-	-	-	-	-
Taro / 'Godere'	534	7.27	95.16	431.36	96.46	59.33
Sweet potatoes	*	0.09	1.18	*	*	*

TABLE 5.5.12 - ESTIMATE OF HOLDERS, AREA, PRODUCTION AND YIELD OF TEMPORARY CROPS FOR PRIVATE PEASANT HOLDINGS FOR MEHER SEASON

URBAN HOLDINGS

YEM SPECIAL WEREDA

Crop	Number of Holders	Area		Production		Yield
		Hectares	%	Quintals	%	QT / HA
TOTAL	141	94.19		1041.03		
Grain Crops	141	94.19	100	1041.03	100	
Cereals	132	79.43	84.33	901.26	86.57	
Teff	17	3.1	3.29	14.06	1.35	4.54
Barley	91	20.15	21.39	180.2	17.31	8.94
Wheat	124	56.18	59.65	707	67.91	12.58
Maize	-	-	-	-	-	-
Sorghum	-	-	-	-	-	-
Finger Millet	-	-	-	-	-	-
Oats / 'Aja'	-	-	-	-	-	-
Rice	-	-	-	-	-	-
Pulses	66	14.76	15.67	139.76	13.43	
Horse beans	58	10.85	11.52	79.06	7.59	7.29
Field peas	17	3.87	4.11	60.7	5.83	15.68
Haricot beans	-	-	-	-	-	-
Chick - peas	-	-	-	-	-	-
Lentils	-	-	-	-	-	-
Vetch	-	-	-	-	-	-
Soya beans	-	-	-	-	-	-
Fenugreek	8	0.04	0.04	-	-	-
Gibto	-	-	-	-	-	-
Oilseeds	-	-	-	-	-	-
Neug	-	-	-	-	-	-
Linseed	-	-	-	-	-	-
Groundnuts	-	-	-	-	-	-
Safflower	-	-	-	-	-	-
Sesame	-	-	-	-	-	-
Rapeseed	-	-	-	-	-	-
Vegetables	-	-	-	-	-	-
Lettuce	-	-	-	-	-	-
Head cabbage	-	-	-	-	-	-
Ethiopian cabbage	-	-	-	-	-	-
Tomatoes	-	-	-	-	-	-
Green peppers	-	-	-	-	-	-
Red peppers	-	-	-	-	-	-
Swiss chard	-	-	-	-	-	-
Root Crops	-	-	-	-	-	-
Beetroot	-	-	-	-	-	-
Carrot	-	-	-	-	-	-
Onion	-	-	-	-	-	-
Potatoes	-	-	-	-	-	-
Garlic	-	-	-	-	-	-
Taro / 'Godere'	-	-	-	-	-	-
Sweet potatoes	-	-	-	-	-	-

TABLE 5.5.13 - ESTIMATE OF HOLDERS, AREA, PRODUCTION AND YIELD OF TEMPORARY CROPS FOR PRIVATE PEASANT HOLDINGS FOR MEHER SEASON

URBAN HOLDINGS

AMARO SPECIAL WEREDA

Crop	Number of Holders	Area		Production		Yield QT / HA
		Hectares	%	Quintals	%	
TOTAL	199	52.09		40.29		
Grain Crops	199	52.09	100	39.38	100	
Cereals	197	51.3	98.48	38.36	97.41	
Teff	102	19.38	37.2	18.88	47.94	0.97
Barley	7	*	*	0.74	1.88	*
Wheat	-	-	-	-	-	-
Maize	177	30.29	58.15	18.74	47.59	0.62
Sorghum	-	-	-	-	-	-
Finger Millet	-	-	-	-	-	-
Oats / 'Aja'	-	-	-	-	-	-
Rice	-	-	-	-	-	-
Pulses	8	*	*	*	*	*
Horse beans	*	*	*	*	*	*
Field peas	*	*	*	*	*	*
Haricot beans	*	*	*	*	*	*
Chick - peas	-	-	-	-	-	-
Lentils	-	-	-	-	-	-
Vetch	-	-	-	-	-	-
Soya beans	-	-	-	-	-	-
Fenugreek	-	-	-	-	-	-
Gibto	-	-	-	-	-	-
Oilseeds	-	-	-	-	-	-
Neug	-	-	-	-	-	-
Linseed	-	-	-	-	-	-
Groundnuts	-	-	-	-	-	-
Safflower	-	-	-	-	-	-
Sesame	-	-	-	-	-	-
Rapeseed	-	-	-	-	-	-
Vegetables	-	-	-	-	-	-
Lettuce	-	-	-	-	-	-
Head cabbage	-	-	-	-	-	-
Ethiopian cabbage	-	-	-	-	-	-
Tomatoes	-	-	-	-	-	-
Green peppers	-	-	-	-	-	-
Red peppers	-	-	-	-	-	-
Swiss chard	-	-	-	-	-	-
Root Crops	*	*	*	*	*	*
Beetroot	-	-	*	-	*	-
Carrot	-	-	*	-	*	-
Onion	-	-	*	-	*	-
Potatoes	-	-	*	-	*	-
Garlic	-	-	*	-	*	-
Taro / 'Godere'	-	-	*	-	*	-
Sweet potatoes	*	*	*	*	*	*

TABLE 5.5.14 - ESTIMATE OF HOLDERS, AREA, PRODUCTION AND YIELD OF TEMPORARY CROPS FOR PRIVATE PEASANT HOLDINGS FOR MEHER SEASON

URBAN HOLDINGS

BURJI SPECIAL WEREDA

Crop	Number of Holders	Area		Production		Yield QT / HA
		Hectares	%	Quintals	%	
TOTAL	202	133.35		608.43		
Grain Crops	202	133.35	100	608.43	100	
Cereals	192	107.92	80.93	525.65	86.39	
Teff	98	34.97	26.22	168.16	27.64	4.81
Barley	74	11.87	8.9	23.48	3.86	1.98
Wheat	115	28.65	21.48	64.61	10.62	2.26
Maize	106	26.71	20.03	239.21	39.32	8.96
Sorghum	29	5.71	4.28	30.18	4.96	5.29
Finger Millet	-	-	-	-	-	-
Oats / 'Aja'	-	-	-	-	-	-
Rice	-	-	-	-	-	-
Pulses	83	25.43	19.07	82.79	13.61	
Horse beans	-	-	-	-	-	-
Field peas	-	-	-	-	-	-
Haricot beans	79	21.77	16.33	79.7	13.1	3.66
Chick – peas	18	3.64	2.73	3.08	0.51	0.85
Lentils	-	-	-	-	-	-
Vetch	-	-	-	-	-	-
Soya beans	-	-	-	-	-	-
Fenugreek	*	*	*	-	-	-
Gibto	-	-	-	-	-	-
Oilseeds	-	-	-	-	-	-
Neug	-	-	-	-	-	-
Linseed	-	-	-	-	-	-
Groundnuts	-	-	-	-	-	-
Safflower	-	-	-	-	-	-
Sesame	-	-	-	-	-	-
Rapeseed	-	-	-	-	-	-
Vegetables	-	-	-	-	-	-
Lettuce	-	-	-	-	-	-
Head cabbage	-	-	-	-	-	-
Ethiopian cabbage	-	-	-	-	-	-
Tomatoes	-	-	-	-	-	-
Green peppers	-	-	-	-	-	-
Red peppers	-	-	-	-	-	-
Swiss chard	-	-	-	-	-	-
Root Crops	-	-	-	-	-	-
Beetroot	-	-	-	-	-	-
Carrot	-	-	-	-	-	-
Onion	-	-	-	-	-	-
Potatoes	-	-	-	-	-	-
Garlic	-	-	-	-	-	-
Taro / 'Godere'	-	-	-	-	-	-
Sweet potatoes	-	-	-	-	-	-

TABLE 5.5.15 - ESTIMATE OF HOLDERS, AREA, PRODUCTION AND YIELD OF TEMPORARY CROPS FOR PRIVATE PEASANT HOLDINGS FOR MEHER SEASON

URBAN HOLDINGS

KONSO SPECIAL WEREDA

Crop	Number of Holders	Area		Production		Yield
		Hectares	%	Quintals	%	QT / HA
TOTAL	455	219.33		1182.65		
Grain Crops	455	219.33	100	1182.65	100	
Cereals	451	198.57	90.53	970.29	82.04	
Teff	265	77.9	35.52	338.65	28.63	4.35
Barley	44	4.98	2.27	*	*	*
Wheat	13	*	*	*	*	*
Maize	331	82.81	37.76	411.56	34.8	4.97
Sorghum	153	32.01	14.59	92.61	7.83	2.89
Finger Millet	-	-	-	-	-	-
Oats / 'Aja'	-	-	-	-	-	-
Rice	-	-	-	-	-	-
Pulses	113	20.76	9.47	212.37	17.96	
Horse beans	-	-	-	-	-	-
Field peas	-	-	-	-	-	-
Haricot beans	102	16.77	7.65	210.74	17.82	12.57
Chick - peas	24	3.99	1.82	*	*	*
Lentils	-	-	-	-	-	-
Vetch	-	-	-	-	-	-
Soya beans	-	-	-	-	-	-
Fenugreek	-	-	-	-	-	-
Gibto	-	-	-	-	-	-
Oilseeds	-	-	-	-	-	-
Neug	-	-	-	-	-	-
Linseed	-	-	-	-	-	-
Groundnuts	-	-	-	-	-	-
Safflower	-	-	-	-	-	-
Sesame	-	-	-	-	-	-
Rapeseed	-	-	-	-	-	-
Vegetables	-	-	-	-	-	-
Lettuce	-	-	-	-	-	-
Head cabbage	-	-	-	-	-	-
Ethiopian cabbage	-	-	-	-	-	-
Tomatoes	-	-	-	-	-	-
Green peppers	-	-	-	-	-	-
Red peppers	-	-	-	-	-	-
Swiss chard	-	-	-	-	-	-
Root Crops	-	-	-	-	-	-
Beetroot	-	-	-	-	-	-
Carrot	-	-	-	-	-	-
Onion	-	-	-	-	-	-
Potatoes	-	-	-	-	-	-
Garlic	-	-	-	-	-	-
Taro / 'Godere'	-	-	-	-	-	-
Sweet potatoes	-	-	-	-	-	-

TABLE 5.5.16 - ESTIMATE OF HOLDERS, AREA, PRODUCTION AND YIELD OF TEMPORARY CROPS FOR PRIVATE PEASANT HOLDINGS FOR MEHER SEASON

URBAN HOLDINGS

DERASHE SPECIAL WEREDA

Crop	Number of Holders	Area		Production		Yield
		Hectares	%	Quintals	%	QT / HA
TOTAL	349	130.02		970.64		
Grain Crops	327	127.26	100	871.62	100	
Cereals	321	114.47	89.95	785.02	90.06	
Teff	50	14.86	11.68	185.58	21.29	12.49
Barley	77	15.63	12.28	57.93	6.65	3.71
Wheat	*	*	*	*	*	*
Maize	178	35.67	28.03	242.66	27.84	6.8
Sorghum	122	47.85	37.6	295.77	33.93	6.18
Finger Millet	-	-	-	-	-	-
Oats / 'Aja'	-	-	-	-	-	-
Rice	-	-	-	-	-	-
Pulses	74	12.79	10.05	86.59	9.93	
Horse beans	*	*	*	*	*	*
Field peas	13	0.97	0.76	*	*	*
Haricot beans	51	*	*	21.45	2.46	*
Chick – peas	17	*	*	*	*	*
Lentils	-	-	-	-	-	-
Vetch	-	-	-	-	-	-
Soya beans	-	-	-	-	-	-
Fenugreek	-	-	-	-	-	-
Gibto	-	-	-	-	-	-
Oilseeds	-	-	-	-	-	-
Neug	-	-	-	-	-	-
Linseed	-	-	-	-	-	-
Groundnuts	-	-	-	-	-	-
Safflower	-	-	-	-	-	-
Sesame	-	-	-	-	-	-
Rapeseed	-	-	-	-	-	-
Vegetables	66	2.12	100	24.39	100	
Lettuce	-	-	-	-	-	-
Head cabbage	*	*	*	*	*	*
Ethiopian cabbage	63	2.11	99.53	15.3	62.73	7.25
Tomatoes	-	-	-	-	-	-
Green peppers	-	-	-	-	-	-
Red peppers	-	-	-	-	-	-
Swiss chard	-	-	-	-	-	-
Root Crops	17	0.64	100	74.64	100	
Beetroot	*	*	*	*	*	*
Carrot	*	*	*	*	*	*
Onion	*	0.15	23.44	38.81	52	258.73
Potatoes	*	*	*	*	*	*
Garlic	-	-	-	-	-	-
Taro / 'Godere'	-	-	-	-	-	-
Sweet potatoes	-	-	-	-	-	-

TABLE 5.5.17 - ESTIMATE OF HOLDERS, AREA, PRODUCTION AND YIELD OF TEMPORARY CROPS FOR PRIVATE PEASANT HOLDINGS FOR MEHER SEASON

URBAN HOLDINGS

DAWRO ZONE

Crop	Number of Holders	Area		Production		Yield QT / HA
		Hectares	%	Quintals	%	
TOTAL	488	280.31		1006.92		
Grain Crops	376	257.14	100	634.74	100	
Cereals	332	164.83	64.1	414.56	65.31	
Teff	97	32.03	12.46	61.93	9.76	1.93
Barley	142	48.12	18.71	128.04	20.17	2.66
Wheat	131	44.41	17.27	77.59	12.22	1.75
Maize	154	24.22	9.42	127.01	20.01	5.24
Sorghum	76	16.04	6.24	19.99	3.15	1.25
Finger Millet	-	-	-	-	-	-
Oats / 'Aja'	-	-	-	-	-	-
Rice	-	-	-	-	-	-
Pulses	157	90.59	35.23	219.41	34.57	
Horse beans	134	46.02	17.9	119.94	18.9	2.61
Field peas	95	34.76	13.52	94.78	14.93	2.73
Haricot beans	*	*	*	*	*	*
Chick - peas	-	-	-	-	-	-
Lentils	9	*	*	*	*	*
Vetch	-	-	-	-	-	-
Soya beans	-	-	-	-	-	-
Fenugreek	-	-	-	-	-	-
Gibto	-	-	-	-	-	-
Oilseeds	*	*	*	*	*	*
Neug	-	-	-	-	-	-
Linseed	*	*	*	*	*	*
Groundnuts	-	-	-	-	-	-
Safflower	-	-	-	-	-	-
Sesame	-	-	-	-	-	-
Rapeseed	-	-	-	-	-	-
Vegetables	187	3.04	100	103.36	100	
Lettuce	-	-	-	-	-	-
Head cabbage	-	-	-	-	-	-
Ethiopian cabbage	178	2.86	94.08	101.06	97.77	35.34
Tomatoes	-	-	-	-	-	-
Green peppers	9	0.02	0.66	0.53	0.51	26.5
Red peppers	*	*	*	*	*	*
Swiss chard	-	-	-	-	-	-
Root Crops	126	20.13	100	268.82	100	
Beetroot	-	-	-	-	-	-
Carrot	-	-	-	-	-	-
Onion	-	-	-	-	-	-
Potatoes	33	14.29	70.99	53.46	19.89	3.74
Garlic	-	-	-	-	-	-
Taro / 'Godere'	90	5.78	28.71	211.07	78.52	36.52
Sweet potatoes	*	*	*	*	*	*

TABLE 5.5.18 - ESTIMATE OF HOLDERS, AREA, PRODUCTION AND YIELD OF TEMPORARY CROPS FOR PRIVATE PEASANT HOLDINGS FOR MEHER SEASON

URBAN HOLDINGS

BASKETO SPECIAL WEREDA

Crop	Number of Holders	Area		Production		Yield
		Hectares	%	Quintals	%	QT / HA
TOTAL	266	67.37		211.08		
Grain Crops	263	64.83	100	24.63	100	
Cereals	263	64.46	99.43	21.48	87.21	
Teff	79	18.93	29.2	*	*	*
Barley	16	1.21	1.87	-	-	-
Wheat	-	-	-	-	-	-
Maize	244	36.16	55.78	10.26	41.66	0.28
Sorghum	70	8.16	12.59	2.38	9.66	0.29
Finger Millet	-	-	-	-	-	-
Oats / 'Aja'	-	-	-	-	-	-
Rice	-	-	-	-	-	-
Pulses	12	*	*	*	*	
Horse beans	*	*	*	-	-	-
Field peas	*	*	*	-	-	-
Haricot beans	*	-	-	*	*	-
Chick - peas	-	-	-	-	-	-
Lentils	-	-	-	-	-	-
Vetch	-	-	-	-	-	-
Soya beans	-	-	-	-	-	-
Fenugreek	-	-	-	-	-	-
Gibto	-	-	-	-	-	-
Oilseeds	-	-	-	-	-	-
Neug	-	-	-	-	-	-
Linseed	-	-	-	-	-	-
Groundnuts	-	-	-	-	-	-
Safflower	-	-	-	-	-	-
Sesame	-	-	-	-	-	-
Rapeseed	-	-	-	-	-	-
Vegetables	-	-	-	-	-	-
Lettuce	-	-	-	-	-	-
Head cabbage	-	-	-	-	-	-
Ethiopian cabbage	-	-	-	-	-	-
Tomatoes	-	-	-	-	-	-
Green peppers	-	-	-	-	-	-
Red peppers	-	-	-	-	-	-
Swiss chard	-	-	-	-	-	-
Root Crops	45	2.54	100	186.45	100	
Beetroot	-	-	-	-	-	-
Carrot	-	-	-	-	-	-
Onion	-	-	-	-	-	-
Potatoes	30	1.75	68.9	138.34	74.2	79.05
Garlic	-	-	-	-	-	-
Taro / 'Godere'	-	-	-	-	-	-
Sweet potatoes	22	0.8	31.5	48.11	25.8	60.14

TABLE 5.5.19 - ESTIMATE OF HOLDERS, AREA, PRODUCTION AND YIELD OF TEMPORARY CROPS FOR PRIVATE PEASANT HOLDINGS FOR MEHER SEASON

URBAN HOLDINGS

KONTA SPECIAL WEREDA

Crop	Number of Holders	Area		Production		Yield QT / HA
		Hectares	%	Quintals	%	
TOTAL	279	97.9		2361.86		
Grain Crops	217	77.82	100	831.82	100	
Cereals	211	73.09	93.92	802.19	96.44	
Teff	58	17.74	22.8	66.01	7.94	3.72
Barley	*	*	*	*	*	*
Wheat	-	-	-	-	-	-
Maize	170	36.05	46.32	541.34	65.08	15.02
Sorghum	81	18.37	23.61	*	*	*
Finger Millet	-	-	-	-	-	-
Oats / 'Aja'	-	-	-	-	-	-
Rice	-	-	-	-	-	-
Pulses	34	4.73	6.08	29.63	3.56	
Horse beans	12	*	*	*	*	*
Field peas	9	*	*	7.62	0.92	*
Haricot beans	19	2.32	2.98	*	*	*
Chick - peas	-	-	-	-	-	-
Lentils	-	-	-	-	-	-
Vetch	-	-	-	-	-	-
Soya beans	-	-	-	-	-	-
Fenugreek	-	-	-	-	-	-
Gibto	-	-	-	-	-	-
Oilseeds	-	-	-	-	-	-
Neug	-	-	-	-	-	-
Linseed	-	-	-	-	-	-
Groundnuts	-	-	-	-	-	-
Safflower	-	-	-	-	-	-
Sesame	-	-	-	-	-	-
Rapeseed	-	-	-	-	-	-
Vegetables	*	*	*	*	*	*
Lettuce	-	-	*	-	*	-
Head cabbage	-	-	*	-	*	-
Ethiopian cabbage	*	*	*	*	*	*
Tomatoes	*	*	*	*	*	*
Green peppers	-	-	*	-	*	-
Red peppers	-	-	*	-	*	-
Swiss chard	-	-	*	-	*	-
Root Crops	164	19.85	100	1529.39	100	
Beetroot	-	-	-	-	-	-
Carrot	-	-	-	-	-	-
Onion	-	-	-	-	-	-
Potatoes	-	-	-	-	-	-
Garlic	-	-	-	-	-	-
Taro / 'Godere'	164	19.85	100	1529.39	100	77.05
Sweet potatoes	-	-	-	-	-	-

TABLE 5.6 - ESTIMATE OF HOLDERS, AREA, PRODUCTION AND YIELD OF TEMPORARY CROPS FOR PRIVATE PEASANT HOLDINGS FOR MEHER SEASON URBAN HOLDINGS TEMPORARY CROPS

Geographic Area	Number of Holders	Area	Production
		Hectares	Quintals
(S.N.N.P.R) . . .	37682	13953.77	147116.3
Gurage Zone . .	5267	3391.19	26726.65
Goru . . . .	155	121.78	711.28
Ezha . . . .	34	1.51	*
Kokir Gedebano	16	7.25	25.66
Sodo . . . .	347	177.58	1160.65
Meskanena Mareko	3105	2191.75	17452.31
Selti . . . .	297	92.19	559.22
Gumer . . . .	406	100.29	1517.88
Cheha . . . .	44	1.91	26.67
Enemorna Ener	92	*	86.33
Dalocha . . .	331	221.58	2187.63
Lanfuro . . .	439	426.87	2988.4
Hadiya	6875	2786.08	24689.11
Misha . . . .	1023	357.32	3835.85
Lemo . . . .	3870	1612.64	13380.66
Badawacho . .	829	311.51	2259.72
Soro . . . .	1152	504.6	5212.89
Kembata Alaba Tembaro	3728	848.28	12568.18
Omo Sheleko .	563	179.89	2321.12
Angacha . . .	1023	225.99	4837.14
Kedida Gamela	954	85.54	1237.44
Alaba . . . .	401	257.93	2549.21
Kacha Bira . .	787	98.93	1623.26
Sidama Zone . .	3841	1020.89	8330.62
Shebedino . .	328	*	393.35
Awasa . . . .	984	316.28	3414.74
Arbegona . . .	337	42.31	495.64
Dale . . . .	753	78.4	1428.6
Aleta Wendo .	324	60.28	542.38
Dara . . . .	350	42.25	546.2
Hula . . . .	375	86.67	823.8
Bensa . . . .	182	*	290.73
Aroresa . . .	207	57.84	395.17
Gedio	1373	235.79	2322.1
Wenago . . . .	433	33.13	737.26
Yirgachefe . .	49	3.15	43.18
kochere . . .	519	64.77	908.3
Bule . . . .	372	134.73	633.36
Wolayita	6038	1942.68	32000.61
Sodo Zuria . .	1227	178.42	3412.89
Boloso Sore . .	2519	1229.04	20813.69
Damot Gale . .	846	159.85	1812.08
Damot Wayde .	317	73.75	1014.52
Kindo Koysa .	550	98.62	2369.65
Offa . . . .	341	99.72	1149.51
Humbo . . . .	237	103.29	*
South Omo Zone.	667	161.69	1345
Selamago . . .	549	140.84	1178.6
Bako Gazer . .	116	20.71	127.9
Hamer . . . .	*	*	*
Kuraz . . . .	37682	13953.77	147116.3

CONTD

Shaka	712	105.55	1012.23
Masha . . . .	255	28.59	238.38
Anderacha . .	101	8.69	152.56
Yeki . . . . .	356	68.27	621.29
Kaffa	2881	1410.95	19254.48
Telo . . . . .	247	129.9	*
Decha . . . . .	205	40.56	277.96
Menjiwo . . .	162	109.71	593.12
Gimbo . . . . .	1057	350.82	4551.62
Gewata . . . .	16	7.2	109.48
Chena . . . . .	789	570.03	9400.9
Bitu . . . . .	97	95.14	1028.38
Gesha Daka . .	87	19.98	120.97
Saylem . . . .	221	87.62	*
Gamo Gofa	2624	779.03	8634.08
Arba Minch Zuria	145	85.44	857.82
Boreda . . . .	86	31.42	805.18
Mirab Abaya .	22	5.67	*
Chencha . . . .	716	85.01	1504.25
Kemba . . . . .	187	29.95	470.01
Bonkie . . . . .	128	14.15	61.94
Dita . . . . .	44	18.96	215.39
Daramalo . . .	89	40.09	111.98
Kucha . . . . .	158	9.46	551.57
Gofa Zuria . .	500	223.87	1752.85
Zala . . . . .	51	7.68	23.15
Uba Deber Tse	185	8.13	426.62
Melekoza . . .	312	219.17	1775.03
Bench-Maji	1298	197.09	2810.33
Shewa Bench .	211	60.02	807.61
Bench . . . . .	494	11.74	448.5
Bero . . . . .	157	41.34	554.42
Maji . . . . .	144	24.62	316.7
Menit Goldiya	229	37.25	444.75
Menit Shasha.	21	10.24	112.81
Sheko . . . . .	41	11.87	125.54
Yem Special Wer	141	94.19	1041.03
Yem . . . . .	141	94.19	1041.03
Amaro Special W	199	52.09	40.29
Amaro . . . . .	199	52.09	40.29
Burji Special W	202	133.35	608.43
Burji . . . . .	202	133.35	608.43
Konso Special W	455	219.33	1182.65
Konso . . . . .	455	219.33	1182.65
Dirashe Special	349	130.02	970.64
Dirashe . . . .	349	130.02	970.64
Dawro . . . . .	488	280.31	1006.92
Mareka Wereda	204	194.7	556.11
Gena Bosa Wer	82	55.32	131.52
Gedo Walcha W	46	14.99	94.68
Isara Wereda.	116	14.76	218.01
Gorka Bersa W	39	0.54	6.61
Basketo Special	266	67.37	211.08
Basketo . . . .	266	67.37	211.08
Konta Special W	279	97.9	2361.86
Ela . . . . .	279	97.9	2361.86

TABLE 5.6.1 - ESTIMATE OF HOLDERS, AREA, PRODUCTION AND YIELD OF TEMPORARY CROPS FOR PRIVATE PEASANT HOLDINGS FOR MEHER SEASON URBAN HOLDINGS GRAINS

Geographic Area	Number of Holders	Area	Production
		Hectares	Quintals
(S.N.N.P.R) . . .	33668	12405.46	96693.08
Gurage Zone . .	5016	3105.5	20515.51
Goru . . . . .	144	118.94	658.96
Ezha . . . . .	27	*	*
Kokir Gedebano	11	7.19	24.82
Sodo . . . . .	314	177.02	1132.37
Meskanena Mareko	3056	1978.2	13023.76
Selti . . . . .	277	90.14	551.63
Gumer . . . . .	377	65.52	358.46
Cheha . . . . .	14	*	12.27
Enemorna Ener	52	*	64.9
Dalocha . . . .	311	218.44	2096.79
Lanfuro . . . .	433	398.84	2582.72
Hadiya	6386	2694.54	20988.3
Misha . . . . .	967	350.29	3154.88
Lemo . . . . .	3504	1545.08	11503.67
Badawacho . .	780	302.58	1764.11
Soro . . . . .	1134	496.59	4565.64
Kembata Alaba Tembaro	2995	757.17	7102.5
Omo Sheleko .	420	149.94	1046.39
Angacha . . . .	789	205.33	2030.91
Kedida Gamela	797	80.64	875.26
Alaba . . . . .	398	236.87	2345.38
Kacha Bira . .	592	84.39	804.56
Sidama Zone . .	3578	887.76	6931.41
Shebedino . . .	298	*	368.65
Awasa . . . . .	978	314.93	3365.43
Arbegona . . . .	273	41.03	409.49
Dale . . . . .	694	63.76	691.62
Aleta Wendo .	322	58.54	491.71
Dara . . . . .	339	42.18	543.46
Hula . . . . .	301	79.9	465.74
Bensa . . . . .	166	32.44	204.42
Aroresa . . . .	207	57.79	390.89
Gedio	1197	226.28	1603.2
Wenago . . . . .	388	29.99	485.07
Yirgachefe . . .	45	3	33.55
kochere . . . .	428	62.52	827.09
Bule . . . . .	336	130.76	257.49
Wolayita	5345	1208.26	9557.92
Sodo Zuria . .	969	132.8	1101.22
Boloso Sore . .	2195	617.28	3913.61
Damot Gale . .	803	138.79	1129.74
Damot Wayde .	292	67.82	640.71
Kindo Koysha.	525	73.59	513.66
Offa . . . . .	336	77.1	880.36
Humbo . . . . .	224	100.88	*
South Omo Zone.	617	156.51	1051.83
Selamago . . . .	-	-	-
Bako Gazer . .	499	136.05	897.91
Hamer . . . . .	116	20.32	115.43
Kuraz . . . . .	*	*	*

CONTD

Shaka	615	100.38	713.67
Masha . . . .	197	28.11	124.73
Anderacha . .	61	6.62	15.31
Yeki . . . .	356	65.65	573.62
Kaffa	2172	1310.35	14908.46
Telo . . . .	178	128.74	712.97
Decha . . . .	69	39.15	158.23
Menjiwo . . .	159	107.03	548.07
Gimbo . . . .	818	337.47	3853.82
Gewata . . . .	14	7.18	109.11
Chena . . . .	699	504.39	7798.79
Bitu . . . .	97	95.14	1028.38
Gesha Daka .	52	19.6	105.46
Saylem . . . .	86	*	*
Gamo Gofa	2515	746.47	5837.65
Arba Minch Zuria	144	85.44	857.66
Boreda . . . .	74	24.4	151.42
Mirab Abaya .	17	5.34	*
Chencha . . .	654	76.75	703.92
Kemba . . . .	183	29.33	408.33
Bonkie . . . .	125	13.78	59.9
Dita . . . .	44	17.36	176.36
Daramalo . .	89	40.09	111.98
Kucha . . . .	158	8.6	479.95
Gofa Zuria . .	498	222.15	1639.08
Zala . . . .	51	7.68	23.15
Uba Deber Tse	185	8.13	426.62
Melekoza . . .	293	207.4	750.98
Bench-Maji	1053	186.24	2248.33
Shewa Bench .	187	57.86	673.98
Bench . . . .	289	5.13	80.85
Bero . . . .	157	41.34	554.42
Maji . . . .	137	24.34	303.21
Menit Goldiya	224	36.14	*
Menit Shasha.	21	10.24	112.81
Sheko . . . .	38	11.18	106.42
Yem Special Wer	141	94.19	1041.03
Yem . . . .	141	94.19	1041.03
Amaro Special W	199	52.09	39.38
Amaro . . . .	199	52.09	39.38
Burji Special W	202	133.35	608.43
Burji . . . .	202	133.35	608.43
Konso Special W	455	219.33	1182.65
Konso . . . .	455	219.33	1182.65
Dirashe Special	327	127.26	871.62
Dirashe . . . .	327	127.26	871.62
Dawro . . . .	376	257.14	634.74
Mareka Wereda	170	176.97	352.21
Gena Bosa Wer	82	52.74	84.76
Gedo Walcha W	41	14.78	79.61
Isara Wereda.	77	12.58	117.29
Gorka Bersa W	7	0.07	0.87
Basketo Special	263	64.83	24.63
Basketo . . . .	263	64.83	24.63
Konta Special W	217	77.82	831.82
Ela . . . .	217	77.82	831.82

TABLE 5.6.2 - ESTIMATE OF HOLDERS, AREA, PRODUCTION AND YIELD OF TEMPORARY CROPS FOR PRIVATE PEASANT HOLDINGS FOR MEHER SEASON URBAN HOLDINGS CEREALS

Geographic Area	Number of Holders	Area	Production
		Hectares	Quintals
(S.N.N.P.R) . . .	33062	11524.5	92763.99
Gurage Zone . .	4944	2996.05	19915.3
Goru . . . . .	144	106.2	630.98
Ezha . . . . .	27	*	*
Kokir Gedebano	10	5.81	23.95
Sodo . . . . .	307	166.31	1110.44
Meskanena Mareko	3025	1939.28	12632.1
Selti . . . . .	274	87.39	536.34
Gumer . . . . .	351	32.82	233.98
Cheha . . . . .	11	*	12.18
Enemorna Ener	52	*	64.81
Dalocha . . . .	311	209.8	2082.04
Lanfuro . . . .	433	397.22	2579.67
Hadiya	6289	2509.74	20247.07
Misha . . . . .	907	274.53	2915.55
Lemo . . . . .	3474	1481.18	11324.09
Badawacho . .	780	283.58	1585.04
Soro . . . . .	1127	470.45	4422.39
Kembata Alaba Tembaro	2961	712.37	6960.12
Omo Sheleko .	410	142.48	1004.18
Angacha . . . .	769	171.81	1952.29
Kedida Gamela	791	78.62	860.9
Alaba . . . . .	398	235.71	2342.37
Kacha Bira . .	592	83.75	800.38
Sidama Zone . .	3530	851.25	6788.48
Shebedino . . .	298	*	367.35
Awasa . . . . .	957	310.25	3352.3
Arbegona . . . .	273	39.45	398.09
Dale . . . . .	691	52.84	660.22
Aleta Wendo . .	318	57.27	487.99
Dara . . . . .	337	38.39	510.62
Hula . . . . .	283	71.3	442.11
Bensa . . . . .	166	31.86	203.1
Aroresa . . . .	207	52.89	366.69
Gedio	1147	186.25	1517.09
Wenago . . . . .	388	29.99	485.07
Yirgachefe . . .	45	2.85	33.52
kochere . . . . .	415	57.42	802.2
Bule . . . . .	299	95.98	196.3
Wolayita	5250	1136.69	9204.14
Sodo Zuria . . .	946	116.26	1005.92
Boloso Sore . .	2181	591.8	3796.95
Damot Gale . . .	752	119.79	1041.83
Damot Wayde . .	287	63.34	611.87
Kindo Koysha .	525	69.73	498.66
Offa . . . . .	336	76.86	878.9
Humbo . . . . .	224	98.89	*
South Omo Zone.	613	150.89	1026.23
Selamago . . . .	-	-	-
Bako Gazer . . .	495	131.49	878.11
Hamer . . . . .	116	19.26	109.62
Kuraz . . . . .	*	*	*

CONTD

Shaka	601	97.14	694.1
Masha . . . .	187	25.14	106.4
Anderacha . .	58	6.35	14.09
Yeki . . . .	356	65.65	573.62
Kaffa	2130	1153.57	14330.47
Telo . . . .	158	79.31	559.9
Decha . . . .	66	29.38	103.69
Menjiwo . . .	155	102.16	516.55
Gimbo . . . .	803	324.33	3819.13
Gewata . . . .	14	7.18	109.11
Chena . . . .	699	444.61	7550.07
Bitu . . . .	97	85.81	1008.58
Gesha Daka . .	52	14	91.88
Saylem . . . .	86	*	*
Gamo Gofa	2456	704.21	5489.96
Arba Minch Zuria	144	83.78	856.26
Boreda . . . .	72	21.2	132.14
Mirab Abaya .	17	5.21	*
Chencha . . . .	654	69.15	593.18
Kemba . . . .	148	23.61	352.01
Bonkie . . . .	125	13.61	59.18
Dita . . . .	44	9.82	86.62
Daramalo . . .	89	40.09	111.98
Kucha . . . .	158	7.57	473
Gofa Zuria . .	476	214.35	1583.48
Zala . . . .	51	7.68	23.15
Uba Deber Tse	185	7.92	425
Melekoza . . .	293	200.22	746.33
Bench-Maji	1043	172.28	2132.22
Shewa Bench .	181	54.5	648.42
Bench . . . .	289	4.76	76.57
Bero . . . .	157	41.34	554.42
Maji . . . .	137	24.34	303.21
Menit Goldiya	219	25.91	*
Menit Shasha.	21	10.24	112.81
Sheko . . . .	38	11.18	106.42
Yem Special Wer	132	79.43	901.26
Yem . . . .	132	79.43	901.26
Amaro Special W	197	51.3	38.36
Amaro . . . .	197	51.3	38.36
Burji Special W	192	107.92	525.65
Burji . . . .	192	107.92	525.65
Konso Special W	451	198.57	970.29
Konso . . . .	451	198.57	970.29
Dirashe Special	321	114.47	785.02
Dirashe . . . .	321	114.47	785.02
Dawro . . . .	332	164.83	414.56
Mareka Wereda	150	95.28	204.29
Gena Bosa Wer	82	50.89	74.13
Gedo Walcha W	22	6.09	18.21
Isara Wereda.	71	12.51	117.06
Gorka Bersa W	7	0.07	0.87
Basketo Special	263	64.46	21.48
Basketo . . . .	263	64.46	21.48
Konta Special W	211	73.09	802.19
Ela . . . .	211	73.09	802.19

TABLE A - ESTIMATE OF HOLDERS, AREA, PRODUCTION AND YIELD OF  
TEMPORARY CROPS FOR PRIVATE PEASANT HOLDINGS FOR MEHER SEASON URBAN HOLDINGS  
TEFF

Geographic Area	Number of Holders	Area	Production
		Hectares	Quintals
(S.N.N.P.R) . . .	8261	2320.2	9300.29
Gurage Zone . .	1703	680.31	2918.49
Goru. . . . .	86	84.46	308.92
Ezha. . . . .	-	-	-
Kokir Gedebano	1	1.1	0.96
Sodo. . . . .	193	97.03	519.43
Meskanena Mareko	1120	406.4	1739.47
Selti. . . . .	89	20.44	46.46
Gumer. . . . .	-	-	-
Cheha. . . . .	*	*	*
Enemorna Ener	30	*	*
Dalocha . . .	153	47.26	*
Lanfuro . . .	29	6.05	22.78
Hadiya	2075	632.4	1881.16
Misha. . . . .	87	27.28	23.88
Lemo. . . . .	1416	376.34	934.93
Badawacho . .	290	*	245.23
Soro. . . . .	282	77.22	*
Kembata Alaba Tembaro	777	175.98	714.93
Omo Sheleko .	186	48.14	137.05
Angacha . . .	30	3.66	19.11
Kedida Gamela	201	16.2	94.31
Alaba. . . . .	198	67.87	333.52
Kacha Bira. .	162	*	130.93
Sidama Zone . .	117	*	*
Shebedino . .	11	*	*
Awasa. . . . .	*	*	*
Arbegona. . .	*	*	*
Dale. . . . .	8	0.62	2.43
Aleta Wendo .	-	-	-
Dara. . . . .	12	1.24	*
Hula. . . . .	*	*	*
Bensa. . . . .	30	4.92	35.85
Aroresa . . .	*	*	*
Gedio	11	0.79	2.23
Wenago. . . .	5	0.25	1.67
Yirgachefe. .	-	-	-
kochere . . .	*	*	*
Bule. . . . .	-	-	-
Wolayita	1138	185.4	1042.29
Sodo Zuria. .	149	16.06	95.46
Boloso Sore .	636	112.93	708.78
Damot Gale. .	194	19.67	89.8
Damot Wayde .	18	1.95	*
Kindo Koysa.	66	8.1	27.65
Offa. . . . .	34	*	31.24
Humbo. . . . .	42	14.59	77.29
South Omo Zone.	71	15.73	101.1
Selamago. . .	-	-	-
Bako Gazer. .	37	7.42	41.94
Hamer. . . . .	34	8.32	*
Kuraz. . . . .	-	-	-

CONTD

Shaka	195	24.68	75.91
Masha . . . .	137	18.54	61.83
Anderacha . .	58	6.14	14.09
Yeki . . . . .	-	-	-
Kaffa	859	212.45	753.53
Telo . . . . .	152	32.97	148.2
Decha . . . .	40	9.74	18.59
Menjiwo . . .	129	51.04	171.27
Gimbo . . . .	112	31.54	193.36
Gewata . . . .	7	2.07	12.93
Chena . . . .	306	59.6	41.69
Bitu . . . . .	14	*	*
Gesha Daka . .	47	8.54	62.32
Saylem . . . .	51	8.91	57.98
Gamo Gofa	444	129.81	653.77
Arba Minch Zuria	30	8.46	31.27
Boreda . . . .	25	4.54	20.2
Mirab Abaya .	*	*	*
Chencha . . .	-	-	-
Kemba . . . .	*	*	*
Bonkie . . . .	8	*	10.26
Dita . . . . .	2	0.35	1.93
Daramalo . . .	-	-	-
Kucha . . . .	47	1.29	8.25
Gofa Zuria . .	96	24.13	136.58
Zala . . . . .	24	3.1	8.86
Uba Deber Tse	16	*	*
Melekoza . . .	181	82.93	424.94
Bench-Maji	104	19.22	160.62
Shewa Bench .	79	16.87	143.68
Bench . . . .	-	-	-
Bero . . . . .	*	*	*
Maji . . . . .	-	-	-
Menit Goldiya	20	*	*
Menit Shasha.	4	0.71	3.57
Sheko . . . .	-	-	-
Yem Special Wer	17	3.1	14.06
Yem . . . . .	17	3.1	14.06
Amaro Special W	102	19.38	18.88
Amaro . . . .	102	19.38	18.88
Burji Special W	98	34.97	168.16
Burji . . . . .	98	34.97	168.16
Konso Special W	265	77.9	338.65
Konso . . . .	265	77.9	338.65
Dirashe Special	50	14.86	185.58
Dirashe . . . .	50	14.86	185.58
Dawro . . . . .	97	32.03	61.93
Mareka Wereda	16	2.66	*
Gena Bosa Wer	75	26.63	56.08
Gedo Walcha W	5	2.75	0.05
Isara Wereda.	-	-	-
Gorka Bersa W	-	-	-
Basketo Special	79	18.93	*
Basketo . . . .	79	18.93	*
Konta Special W	58	17.74	66.01
Ela . . . . .	58	17.74	66.01

TABLE B - ESTIMATE OF HOLDERS, AREA, PRODUCTION AND YIELD OF TEMPORARY CROPS FOR PRIVATE PEASANT HOLDINGS FOR MEHER SEASON URBAN HOLDINGS BARLEY

Geographic Area	Number of	Area	Production
	Holders	Hectares	Quintals
(S.N.N.P.R) . . .	4638	720.34	3195.99
Gurage Zone . .	779	93.33	388.43
Goru . . . . .	-	-	-
Ezha . . . . .	*	*	*
Kokir Gedebano	5	2.34	11.34
Sodo . . . . .	*	*	-
Meskanena Mareko	265	35.21	*
Selti . . . . .	27	2.7	9.16
Gumer . . . . .	351	29.94	231.24
Cheha . . . . .	-	-	-
Enemorna Ener	8	*	*
Dalocha . . . .	13	1.87	*
Lanfuro . . . .	103	20.37	26.98
Hadiya	1120	170.49	495.02
Misha . . . . .	303	46.42	54.97
Lemo . . . . .	709	98.13	264.48
Badawacho . .	-	-	-
Soro . . . . .	108	25.93	175.56
Kembata Alaba Tembaro	168	13.15	*
Omo Sheleko .	-	-	-
Angacha . . . .	127	11.34	*
Kedida Gamela	26	*	*
Alaba . . . . .	15	0.61	4.92
Kacha Bira . .	-	-	-
Sidama Zone . .	527	74.61	492.75
Shebedino . .	*	*	*
Awasa . . . . .	5	0.14	1.57
Arbegona . . .	159	15.16	135.51
Dale . . . . .	1	0.05	0.46
Aleta Wendo .	*	*	*
Dara . . . . .	18	*	*
Hula . . . . .	205	33.47	238.79
Bensa . . . . .	40	6.64	*
Aroresa . . . .	92	13.98	85.8
Gedio	353	100.84	226.92
Wenago . . . .	7	0.21	0.71
Yirgachefe . .	*	*	*
kochere . . . .	45	4.61	29.8
Bule . . . . .	299	95.98	196.3
Wolayita	162	20.2	113.14
Sodo Zuria . .	39	3.13	22.79
Boloso Sore . .	45	3.21	*
Damot Gale . .	78	13.86	68.11
Damot Wayde .	-	-	-
Kindo Koyssha.	-	-	-
Offa . . . . .	-	-	-
Humbo . . . . .	-	-	-
South Omo Zone.	21	4.13	*
Selamago . . .	-	-	-
Bako Gazer . .	21	4.13	*
Hamer . . . . .	-	-	-
Kuraz . . . . .	-	-	-

CONTD

Shaka	28	1.96	6.49
Masha . . . .	26	1.75	6.49
Anderacha . .	*	*	-
Yeki. . . . .	-	-	-
Kaffa	435	78.12	425.02
Telo. . . . .	89	14.46	55.41
Decha . . . .	23	4.96	26.54
Menjiwo . . .	*	*	*
Gimbo . . . .	*	*	*
Gewata. . . .	-	-	-
Chena . . . .	241	45.2	284.47
Bitu. . . . .	31	8.24	18.62
Gesha Daka. .	17	1.88	12.48
Saylem. . . .	19	2.04	*
Gamo Gofa	550	53.53	414.04
Arba Minch Zuria	*	*	*
Boreda. . . .	56	7.83	42.98
Mirab Abaya .	-	-	-
Chencha . . .	354	26.14	279.51
Kemba . . . .	*	*	*
Bonkie. . . .	16	1.15	4.26
Dita. . . . .	42	4.85	34.99
Daramalo. . .	-	-	-
Kucha . . . .	-	-	-
Gofa Zuria. .	62	9.71	29.38
Zala. . . . .	-	-	-
Uba Deber Tse	-	-	-
Melekoza. . .	*	*	*
Bench-Maji	40	5.46	33.69
Shewa Bench .	-	-	-
Bench . . . .	-	-	-
Bero. . . . .	24	2.99	21.52
Maji. . . . .	6	1.4	11.98
Menit Goldiya	*	*	*
Menit Shasha.	-	-	-
Sheko . . . .	-	-	-
Yem Special Wer	91	20.15	180.2
Yem . . . . .	91	20.15	180.2
Amaro Special W	7	*	0.74
Amaro . . . .	7	*	0.74
Burji Special W	74	11.87	23.48
Burji . . . .	74	11.87	23.48
Konso Special W	44	4.98	*
Konso . . . .	44	4.98	*
Dirashe Special	77	15.63	57.93
Dirashe . . .	77	15.63	57.93
Dawro . . . .	142	48.12	128.04
Mareka Wereda	116	45.95	113.68
Gena Bosa Wer	-	-	-
Gedo Walcha W	14	1.52	10.59
Isara Wereda.	*	*	*
Gorka Bersa W	7	0.07	0.87
Basketo Special	16	1.21	-
Basketo . . .	16	1.21	-
Konta Special W	*	*	*
Ela . . . . .	*	*	*

TABLE C - ESTIMATE OF HOLDERS, AREA, PRODUCTION AND YIELD OF  
TEMPORARY CROPS FOR PRIVATE PEASANT HOLDINGS FOR MEHER SEASON URBAN HOLDINGS  
WHEAT

Geographic Area	Number of Holders	Area	Production
		Hectares	Quintals
(S.N.N.P.R) . . .	8828	2436.41	23243.49
Gurage Zone . .	1360	542.83	6036.19
Goru . . . . .	-	-	-
Ezha . . . . .	*	*	*
Kokir Gedebano	7	2.2	11.47
Sodo . . . . .	77	23.19	163
Meskanena Mareko	825	323.28	3695.98
Selti . . . . .	86	20.05	22.67
Gumer . . . . .	*	*	*
Cheha . . . . .	-	-	-
Enemorna Ener	29	1.71	19.3
Dalocha . . . .	68	17.11	83.22
Lanfuro . . . .	245	151.55	2031.69
Hadiya	3663	1097.74	11336.67
Misha . . . . .	729	178.42	2634.65
Lemo . . . . .	2097	654.6	5981.17
Badawacho . .	144	18.37	165.93
Soro . . . . .	693	246.35	2554.93
Kembata Alaba Tembaro	1447	245.16	2869.83
Omo Sheleko .	62	20.42	176.09
Angacha . . . .	706	143.69	1784.62
Kedida Gamela	532	45.76	*
Alaba . . . . .	138	34.31	259.9
Kacha Bira . .	*	*	*
Sidama Zone . .	401	72.19	501.55
Shebedino . . .	*	*	*
Awasa . . . . .	13	0.64	6.2
Arbegona . . . .	119	14.08	103.32
Dale . . . . .	1	0.07	0.77
Aleta Wendo .	-	-	-
Dara . . . . .	14	*	*
Hula . . . . .	102	23.09	161.58
Bensa . . . . .	35	4.56	42.83
Aroresa . . . .	115	25.24	148.5
Gedio	81	9.7	84.97
Wenago . . . . .	-	-	-
Yirgachefe . .	-	-	-
kochere . . . .	81	9.7	84.97
Bule . . . . .	-	-	-
Wolayita	594	213.93	736.98
Sodo Zuria . .	282	53.28	400.85
Boloso Sore . .	137	127.76	122.7
Damot Gale . .	175	32.9	213.43
Damot Wayde .	-	-	-
Kindo Koysa . .	-	-	-
Offa . . . . .	-	-	-
Humbo . . . . .	-	-	-
South Omo Zone.	*	*	*
Selamago . . .	-	-	-
Bako Gazer . .	*	*	*
Hamer . . . . .	-	-	-
Kuraz . . . . .	-	-	-

CONTD

Shaka	*	*	-
Masha . . . .	*	*	-
Anderacha . .	-	-	-
Yeki . . . . .	-	-	-
Kaffa	218	64.2	384.09
Telo . . . . .	100	19.72	222.99
Decha . . . . .	-	-	-
Menjiwo . . .	14	2.91	*
Gimbo . . . . .	*	*	*
Gewata . . . .	-	-	-
Chena . . . . .	17	1.46	*
Bitu . . . . .	33	11.88	78.81
Gesha Daka . .	23	3.58	17.08
Saylem . . . .	24	*	*
Gamo Gofa	654	52.19	373.36
Arba Minch Zuria	-	-	-
Boreda . . . .	16	2.72	*
Mirab Abaya .	-	-	-
Chencha . . .	567	42.87	312.72
Kemba . . . . .	-	-	-
Bonkie . . . .	17	0.53	*
Dita . . . . .	37	3.93	42.94
Daramalo . . .	-	-	-
Kucha . . . . .	-	-	-
Gofa Zuria . .	18	2.15	6.33
Zala . . . . .	-	-	-
Uba Deber Tse	-	-	-
Melekoza . . .	-	-	-
Bench-Maji	*	*	*
Shewa Bench .	-	-	-
Bench . . . . .	-	-	-
Bero . . . . .	-	-	-
Maji . . . . .	*	*	*
Menit Goldiya	-	-	-
Menit Shasha.	-	-	-
Sheko . . . . .	*	*	*
Yem Special Wer	124	56.18	707
Yem . . . . .	124	56.18	707
Amaro Special W	-	-	-
Amaro . . . . .	-	-	-
Burji Special W	115	28.65	64.61
Burji . . . . .	115	28.65	64.61
Konso Special W	13	*	*
Konso . . . . .	13	*	*
Dirashe Special	*	*	*
Dirashe . . . .	*	*	*
Dawro . . . . .	131	44.41	77.59
Mareka Wereda	125	43.27	71.45
Gena Bosa Wer	-	-	-
Gedo Walcha W	5	1.15	6.14
Isara Wereda.	-	-	-
Gorka Bersa W	-	-	-
Basketo Special	-	-	-
Basketo . . . .	-	-	-
Konta Special W	-	-	-
Ela . . . . .	-	-	-

TABLE D - ESTIMATE OF HOLDERS, AREA, PRODUCTION AND YIELD OF TEMPORARY CROPS FOR PRIVATE PEASANT HOLDINGS FOR MEHER SEASON URBAN HOLDINGS MAIZE

Geographic Area	Number of Holders	Area	Production
		Hectares	Quintals
(S.N.N.P.R) . . .	23395	5220.3	52594.41
Gurage Zone . .	4008	1497.55	9474.17
Goru . . . . .	74	13.66	249.33
Ezha . . . . .	*	*	*
Kokir Gedebano	-	-	-
Sodo . . . . .	231	31.75	350.81
Meskanena Mareko	2843	1097.03	6630.06
Selti . . . . .	203	36.32	426.9
Gumer . . . . .	-	-	-
Cheha . . . . .	9	0.16	*
Enemorna Ener	12	*	9.3
Dalocha . . . .	250	129.39	1729.1
Lanfuro . . . .	374	172.1	69.9
Hadiya	3475	498.39	6128.75
Misha . . . . .	111	20.66	197.19
Lemo . . . . .	2218	284.82	3823.78
Badawacho . .	690	110.22	1158.99
Soro . . . . .	456	82.69	948.79
Kembata Alaba Tembaro	1478	215.26	2853.74
Omo Sheleko .	277	42.05	455.31
Angacha . . . .	68	2.67	*
Kedida Gamela	245	11.21	*
Alaba . . . . .	359	116.66	1630.09
Kacha Bira . .	529	42.67	661.22
Sidama Zone . .	2898	674.38	5624.75
Shebedino . . .	293	*	357.48
Awasa . . . . .	942	294.69	3267.77
Arbegona . . . .	98	9.85	*
Dale . . . . .	668	49.04	636.14
Aleta Wendo .	318	57.19	487.54
Dara . . . . .	314	25.54	430.84
Hula . . . . .	43	14.67	41.07
Bensa . . . . .	107	15.73	118.05
Aroresa . . . .	115	12.73	128.96
Gedio	812	74.83	1202.25
Wenago . . . . .	380	29.53	482.68
Yirgachefe . .	43	2.81	33.42
kochere . . . .	388	42.49	686.14
Bule . . . . .	-	-	-
Wolayita	4528	699.55	7251.11
Sodo Zuria . .	705	41.47	474.82
Boloso Sore . .	1987	347.31	2939.85
Damot Gale . .	486	42.88	630.52
Damot Wayde .	280	61.4	599.8
Kindo Koysa . .	525	57.67	466.81
Offa . . . . .	326	64.75	847.66
Humbo . . . . .	219	84.08	*
South Omo Zone.	514	96.76	776.28
Selamago . . . .	-	-	-
Bako Gazer . .	474	93.98	723.59
Hamer . . . . .	39	2.64	14.19
Kuraz . . . . .	*	*	*

CONTD

Shaka	95	9.29	93.82
Masha . . . . .	69	4.59	36.58
Anderacha . . .	-	-	-
Yeki . . . . .	26	4.7	*
Kaffa	1752	638.71	12204.29
Telo . . . . .	-	-	-
Decha . . . . .	50	12.91	46.58
Menjiwo . . . .	102	28.63	228.47
Gimbo . . . . .	792	171.7	3352.32
Gewata . . . . .	12	5.1	96.19
Chena . . . . .	673	334.52	7184.93
Bitu . . . . .	86	53.11	822.77
Gesha Daka . .	-	-	-
Saylem . . . . .	38	*	*
Gamo Gofa	1509	425.59	3785.03
Arba Minch Zuria	109	67.09	775.26
Boreda . . . . .	21	3.53	36.31
Mirab Abaya . .	14	*	*
Chencha . . . .	-	-	-
Kemba . . . . .	139	20.96	347.55
Bonkie . . . . .	95	7.51	12.11
Dita . . . . .	2	0.35	3.86
Daramalo . . . .	89	40.09	111.98
Kucha . . . . .	155	6.28	464.75
Gofa Zuria . . .	388	170.81	1368.96
Zala . . . . .	43	4.58	14.28
Uba Deber Tse	183	6.23	415.48
Melekoza . . . .	273	93.22	188.33
Bench-Maji	965	118.08	1609.43
Shewa Bench . .	150	37.63	504.73
Bench . . . . .	289	4.72	75.99
Bero . . . . .	143	25.98	366.69
Maji . . . . .	131	20.89	276.61
Menit Goldiya	219	23.43	*
Menit Shasha .	14	3.33	34.27
Sheko . . . . .	18	2.09	*
Yem Special Wer	-	-	-
Yem . . . . .	-	-	-
Amaro Special W	177	30.29	18.74
Amaro . . . . .	177	30.29	18.74
Burji Special W	106	26.71	239.21
Burji . . . . .	106	26.71	239.21
Konso Special W	331	82.81	411.56
Konso . . . . .	331	82.81	411.56
Dirashe Special	178	35.67	242.66
Dirashe . . . . .	178	35.67	242.66
Dawro . . . . .	154	24.22	127.01
Mareka Wereda	9	*	*
Gena Bosa Wer	69	11.17	3.14
Gedo Walcha W	5	0.22	1.37
Isara Wereda . .	71	11.93	114.16
Gorka Bersa W	-	-	-
Basketo Special	244	36.16	10.26
Basketo . . . . .	244	36.16	10.26
Konta Special W	170	36.05	541.34
Ela . . . . .	170	36.05	541.34

TABLE E - ESTIMATE OF HOLDERS, AREA, PRODUCTION AND YIELD OF  
TEMPORARY CROPS FOR PRIVATE PEASANT HOLDINGS FOR MEHER SEASON URBAN HOLDINGS  
SORGHUM

Geographic Area	Number of Holders	Area	Production
		Hectares	Quintals
(S.N.N.P.R) . . .	4254	681.1	4022.13
Gurage Zone . .	1050	179.31	1093.16
Goru . . . . .	28	8.08	72.74
Ezha . . . . .	-	-	-
Kokir Gedebano	-	-	-
Sodo . . . . .	54	14.14	77.2
Meskanena Mareko	623	76	*
Selti . . . . .	54	7.88	*
Gumer . . . . .	-	-	-
Cheha . . . . .	-	-	-
Enemorna Ener	10	*	*
Dalocha . . . .	68	14.17	20.41
Lanfuro . . . .	215	45.97	426.53
Hadiya	836	103.13	366.52
Misha . . . . .	18	1.74	*
Lemo . . . . .	513	60.89	281.98
Badawacho . .	71	3.43	14.89
Soro . . . . .	234	37.07	64.79
Kembata Alaba Tembaro	363	51.59	*
Omo Sheleko .	136	31.86	*
Angacha . . . .	89	10.35	38.92
Kedida Gamela	80	3.39	*
Alaba . . . . .	58	5.99	40.3
Kacha Bira . .	-	-	-
Sidama Zone . .	138	5.27	35.28
Shebedino . . .	*	*	*
Awasa . . . . .	-	-	-
Arbegona . . .	-	-	-
Dale . . . . .	103	3.07	*
Aleta Wendo .	-	-	-
Dara . . . . .	34	2.13	14.53
Hula . . . . .	-	-	-
Bensa . . . . .	-	-	-
Aroresa . . . .	-	-	-
Gedio	*	*	*
Wenago . . . .	-	-	-
Yirgachefe . .	-	-	-
kochere . . . .	*	*	*
Bule . . . . .	-	-	-
Wolayita	298	17.6	60.61
Sodo Zuria . .	51	2.33	12.01
Boloso Sore . .	*	*	*
Damot Gale . .	188	10.49	39.96
Damot Wayde .	-	-	-
Kindo Koysha.	40	3.96	4.2
Offa . . . . .	-	-	-
Humbo . . . . .	*	*	*
South Omo Zone.	158	26.53	123.26
Selamago . . .	-	-	-
Bako Gazer . .	89	18.8	90.13
Hamer . . . . .	69	7.73	33.12
Kuraz . . . . .	-	-	-

CONTD

Shaka	357	56.35	487.48
Masha . . . .	*	*	*
Anderacha . .	-	-	-
Yeki . . . . .	355	56.19	485.98
Kaffa	207	44.79	329.39
Telo . . . . .	31	12.17	133.3
Decha . . . . .	11	1.77	11.98
Menjiwo . . .	83	18.94	92.1
Gimbo . . . .	37	5.92	*
Gewata . . . .	-	-	-
Chena . . . . .	36	3.61	*
Bitu . . . . .	*	*	*
Gesha Daka . .	-	-	-
Saylem . . . .	-	-	-
Gamo Gofa	186	42.81	263.75
Arba Minch Zuria	39	7.93	47.01
Boreda . . . .	21	2.58	23.14
Mirab Abaya .	-	-	-
Chencha . . . .	*	*	*
Kemba . . . . .	-	-	-
Bonkie . . . . .	11	2.12	30.69
Dita . . . . .	2	0.35	2.9
Daramalo . . .	-	-	-
Kucha . . . . .	-	-	-
Gofa Zuria . .	42	7.56	42.24
Zala . . . . .	-	-	-
Uba Deber Tse	-	-	-
Melekoza . . .	70	22.13	116.83
Bench-Maji	126	25.49	296.2
Shewa Bench .	-	-	-
Bench . . . . .	*	*	*
Bero . . . . .	75	10.7	147.63
Maji . . . . .	*	*	*
Menit Goldiya	-	-	-
Menit Shasha.	21	6.19	74.97
Sheko . . . . .	21	7.48	64.27
Yem Special Wer	-	-	-
Yem . . . . .	-	-	-
Amaro Special W	-	-	-
Amaro . . . . .	-	-	-
Burji Special W	29	5.71	30.18
Burji . . . . .	29	5.71	30.18
Konso Special W	153	32.01	92.61
Konso . . . . .	153	32.01	92.61
Dirashe Special	122	47.85	295.77
Dirashe . . . .	122	47.85	295.77
Dawro . . . . .	76	16.04	19.99
Mareka Wereda	8	2.49	*
Gena Bosa Wer	65	13.09	14.91
Gedo Walcha W	3	0.46	0.05
Isara Wereda.	-	-	-
Gorka Bersa W	-	-	-
Basketo Special	70	8.16	2.38
Basketo . . . .	70	8.16	2.38
Konta Special W	81	18.37	*
Ela . . . . .	81	18.37	*

TABLE F - ESTIMATE OF HOLDERS, AREA, PRODUCTION AND YIELD OF  
TEMPORARY CROPS FOR PRIVATE PEASANT HOLDINGS FOR MEHER SEASON URBAN HOLDINGS  
MILLET

Geographic Area	Number of Holders	Area	Production
		Hectares	Quintals
(S.N.N.P.R) . . .	295	*	402.95
Gurage Zone . .	*	*	*
Goru . . . . .	-	-	-
Ezha . . . . .	-	-	-
Kokir Gedebano	-	-	-
Sodo . . . . .	-	-	-
Meskanena Mareko	*	*	*
Selti . . . . .	-	-	-
Gumer . . . . .	-	-	-
Cheha . . . . .	-	-	-
Enemorna Ener	-	-	-
Dalocha . . . .	-	-	-
Lanfuro . . . .	*	*	*
Hadiya	78	6.39	*
Misha . . . . .	-	-	-
Lemo . . . . .	78	6.39	*
Badawacho . .	-	-	-
Soro . . . . .	-	-	-
Kembata Alaba Tembaro	83	11.12	74.87
Omo Sheleko .	-	-	-
Angacha . . . .	-	-	-
Kedida Gamela	*	*	*
Alaba . . . . .	71	10.27	73.62
Kacha Bira . .	-	-	-
Sidama Zone . .	-	-	-
Shebedino . . .	-	-	-
Awasa . . . . .	-	-	-
Arbegona . . .	-	-	-
Dale . . . . .	-	-	-
Aleta Wendo .	-	-	-
Dara . . . . .	-	-	-
Hula . . . . .	-	-	-
Bensa . . . . .	-	-	-
Aroresa . . . .	-	-	-
Gedio	-	-	-
Wenago . . . .	-	-	-
Yirgachefe . .	-	-	-
kochere . . . .	-	-	-
Bule . . . . .	-	-	-
Wolayita	-	-	-
Sodo Zuria . .	-	-	-
Boloso Sore .	-	-	-
Damot Gale . .	-	-	-
Damot Wayde .	-	-	-
Kindo Koysha.	-	-	-
Offa . . . . .	-	-	-
Humbo . . . . .	-	-	-
South Omo Zone.	19	2.53	6.63
Selamago . . .	-	-	-
Bako Gazer . .	11	*	*
Hamer . . . . .	*	*	*
Kuraz . . . . .	-	-	-

CONTD

Shaka	26	4.76	*
Masha . . . .	-	-	-
Anderacha . .	-	-	-
Yeki . . . .	26	4.76	*
Kaffa	70	*	234.05
Telo . . . . .	-	-	-
Decha . . . .	-	-	-
Menjiwo . . .	*	*	*
Gimbo . . . .	57	*	202.35
Gewata . . . .	-	-	-
Chena . . . .	*	*	-
Bitu . . . . .	*	*	*
Gesha Daka . .	-	-	-
Saylem . . . .	-	-	-
Gamo Gofa	-	-	-
Arba Minch Zuria	-	-	-
Boreda . . . .	-	-	-
Mirab Abaya . .	-	-	-
Chencha . . . .	-	-	-
Kemba . . . . .	-	-	-
Bonkie . . . .	-	-	-
Dita . . . . .	-	-	-
Daramalo . . .	-	-	-
Kucha . . . . .	-	-	-
Gofa Zuria . .	-	-	-
Zala . . . . .	-	-	-
Uba Deber Tse	-	-	-
Melekoza . . .	-	-	-
Bench-Maji	7	1.44	17.37
Shewa Bench . .	-	-	-
Bench . . . . .	-	-	-
Bero . . . . .	7	1.44	17.37
Maji . . . . .	-	-	-
Menit Goldiya	-	-	-
Menit Shasha.	-	-	-
Sheko . . . . .	-	-	-
Yem Special Wer	-	-	-
Yem . . . . .	-	-	-
Amaro Special W	-	-	-
Amaro . . . . .	-	-	-
Burji Special W	-	-	-
Burji . . . . .	-	-	-
Konso Special W	-	-	-
Konso . . . . .	-	-	-
Dirashe Special	-	-	-
Dirashe . . . .	-	-	-
Dawro . . . . .	-	-	-
Mareka Wereda	-	-	-
Gena Bosa Wer	-	-	-
Gedo Walcha W	-	-	-
Isara Wereda.	-	-	-
Gorka Bersa W	-	-	-
Basketo Special	-	-	-
Basketo . . . .	-	-	-
Konta Special W	-	-	-
Ela . . . . .	-	-	-

TABLE G - ESTIMATE OF HOLDERS, AREA, PRODUCTION AND YIELD OF  
TEMPORARY CROPS FOR PRIVATE PEASANT HOLDINGS FOR MEHER SEASON URBAN HOLDINGS  
OATS/AJA

Geographic Area	Number of Holders	Area	Production
		Hectares	Quintals
(S.N.N.P.R) . . .	22	2.16	2.15
Gurage Zone . .	5	*	0.41
Goru. . . .	-	-	-
Ezha. . . .	-	-	-
Kokir Gedebano	3	0.17	0.18
Sodo. . . .	-	-	-
Meskanena Mareko	*	*	*
Selti . . . .	-	-	-
Gumer . . . .	-	-	-
Cheha . . . .	-	-	-
Enemorna Ener	-	-	-
Dalocha . . .	-	-	-
Lanfuro . . .	-	-	-
Hadiya	*	*	*
Misha . . . .	-	-	-
Lemo. . . .	-	-	-
Badawacho . .	-	-	-
Soro. . . .	*	*	*
Kembata Alaba Tembaro	*	*	*
Omo Sheleko .	-	-	-
Angacha . . .	*	*	*
Kedida Gamela	-	-	-
Alaba . . . .	-	-	-
Kacha Bira. .	-	-	-
Sidama Zone . .	-	-	-
Shebedino . .	-	-	-
Awasa . . . .	-	-	-
Arbegona . . .	-	-	-
Dale. . . .	-	-	-
Aleta Wendo .	-	-	-
Dara. . . .	-	-	-
Hula. . . .	-	-	-
Bensa . . . .	-	-	-
Aroresa . . .	-	-	-
Gedio	-	-	-
Wenago. . . .	-	-	-
Yirgachefe. .	-	-	-
Kochere . . .	-	-	-
Bule. . . .	-	-	-
Wolayita	-	-	-
Sodo Zuria. .	-	-	-
Boloso Sore .	-	-	-
Damot Gale. .	-	-	-
Damot Wayde .	-	-	-
Kindo Koysa.	-	-	-
Offa. . . .	-	-	-
Humbo . . . .	-	-	-
South Omo Zone.	-	-	-
Selamago. . .	-	-	-
Bako Gazer. .	-	-	-
Hamer. . . .	-	-	-
Kuraz . . . .	-	-	-

CONTD

Shaka	-	-	-
Masha . . . .	-	-	-
Anderacha . .	-	-	-
Yeki . . . . .	-	-	-
Kaffa	*	*	*
Telo . . . . .	-	-	-
Decha . . . . .	-	-	-
Menjiwo . . . .	-	-	-
Gimbo . . . . .	*	*	*
Gewata . . . . .	-	-	-
Chena . . . . .	-	-	-
Bitu . . . . .	-	-	-
Gesha Daka . .	-	-	-
Saylem . . . . .	-	-	-
Gamo Gofa	*	*	-
Arba Minch Zuria	-	-	-
Boreda . . . . .	-	-	-
Mirab Abaya . .	-	-	-
Chencha . . . .	-	-	-
Kemba . . . . .	-	-	-
Bonkie . . . . .	-	-	-
Dita . . . . .	-	-	-
Daramalo . . . .	-	-	-
Kucha . . . . .	-	-	-
Gofa Zuria . . .	-	-	-
Zala . . . . .	-	-	-
Uba Deber Tse	-	-	-
Melekoza . . . .	*	*	-
Bench-Maji	-	-	-
Shewa Bench . .	-	-	-
Bench . . . . .	-	-	-
Bero . . . . .	-	-	-
Maji . . . . .	-	-	-
Menit Goldiya	-	-	-
Menit Shasha . .	-	-	-
Sheko . . . . .	-	-	-
Yem Special Wer	-	-	-
Yem . . . . .	-	-	-
Amaro Special W	-	-	-
Amaro . . . . .	-	-	-
Burji Special W	-	-	-
Burji . . . . .	-	-	-
Konso Special W	-	-	-
Konso . . . . .	-	-	-
Dirashe Special	-	-	-
Dirashe . . . . .	-	-	-
Dawro . . . . .	-	-	-
Mareka Wereda	-	-	-
Gena Bosa Wer	-	-	-
Gedo Walcha W	-	-	-
Isara Wereda . .	-	-	-
Gorka Bersa W	-	-	-
Basketo Special	-	-	-
Basketo . . . . .	-	-	-
Konta Special W	-	-	-
Ela . . . . .	-	-	-

TABLE H - ESTIMATE OF HOLDERS, AREA, PRODUCTION AND YIELD OF TEMPORARY CROPS FOR PRIVATE PEASANT HOLDINGS FOR MEHER SEASON URBAN HOLDINGS RICE

Geographic Area	Number of Holders	Area	Production
		Hectares	Quintals
(S.N.N.P.R) . . .	*	*	*
Gurage Zone . .	*	*	*
Goru . . . . .	-	-	-
Ezha . . . . .	-	-	-
Kokir Gedebano	-	-	-
Sodo . . . . .	-	-	-
Meskanena Mareko	*	*	*
Selti . . . . .	-	-	-
Gumer . . . . .	-	-	-
Cheha . . . . .	-	-	-
Enemorna Ener	-	-	-
Dalocha . . . .	-	-	-
Lanfuro . . . . .	-	-	-
Hadiya	-	-	-
Misha . . . . .	-	-	-
Lemo . . . . .	-	-	-
Badawacho . . .	-	-	-
Soro . . . . .	-	-	-
Kembata Alaba Tembaro	-	-	-
Omo Sheleko . .	-	-	-
Angacha . . . . .	-	-	-
Kedida Gamela	-	-	-
Alaba . . . . .	-	-	-
Kacha Bira . . .	-	-	-
Sidama Zone . .	*	*	*
Shebedino . . . .	-	-	-
Awasa . . . . .	-	-	-
Arbegona . . . .	-	-	-
Dale . . . . .	-	-	-
Aleta Wendo . .	-	-	-
Dara . . . . .	-	-	-
Hula . . . . .	-	-	-
Bensa . . . . .	-	-	-
Aroresa . . . . .	*	*	*
Gedio	-	-	-
Wenago . . . . .	-	-	-
Yirgacheffe . . .	-	-	-
kochere . . . . .	-	-	-
Bule . . . . .	-	-	-
Wolayita	-	-	-
Sodo Zuria . . .	-	-	-
Boloso Sore . . .	-	-	-
Damot Gale . . .	-	-	-
Damot Wayde . .	-	-	-
Kindo Koysha . .	-	-	-
Offa . . . . .	-	-	-
Humbo . . . . .	-	-	-
South Omo Zone .	-	-	-
Selamago . . . .	-	-	-
Bako Gazer . . .	-	-	-
Hamer . . . . .	-	-	-
Kuraz . . . . .	-	-	-

CONTD

Shaka	-	-	-
Masha . . . .	-	-	-
Anderacha . .	-	-	-
Yeki . . . . .	-	-	-
Kaffa	-	-	-
Telo . . . . .	-	-	-
Decha . . . .	-	-	-
Menjiwo . . .	-	-	-
Gimbo . . . .	-	-	-
Gewata . . . .	-	-	-
Chena . . . .	-	-	-
Bitu . . . . .	-	-	-
Gesha Daka .	-	-	-
Saylem . . . .	-	-	-
Gamo Gofa	-	-	-
Arba Minch Zuria	-	-	-
Boreda . . . .	-	-	-
Mirab Abaya .	-	-	-
Chencha . . .	-	-	-
Kemba . . . .	-	-	-
Bonkie . . . .	-	-	-
Dita . . . . .	-	-	-
Daramalo . .	-	-	-
Kucha . . . .	-	-	-
Gofa Zuria . .	-	-	-
Zala . . . . .	-	-	-
Uba Deber Tse	-	-	-
Melekoza . .	-	-	-
Bench-Maji	-	-	-
Shewa Bench .	-	-	-
Bench . . . .	-	-	-
Bero . . . . .	-	-	-
Maji . . . . .	-	-	-
Menit Goldiya	-	-	-
Menit Shasha.	-	-	-
Sheko . . . .	-	-	-
Yem Special Wer	-	-	-
Yem . . . . .	-	-	-
Amaro Special W	-	-	-
Amaro . . . .	-	-	-
Burji Special W	-	-	-
Burji . . . .	-	-	-
Konso Special W	-	-	-
Konso . . . .	-	-	-
Dirashe Special	-	-	-
Dirashe . . .	-	-	-
Dawro . . . .	-	-	-
Mareka Wereda	-	-	-
Gena Bosa Wer	-	-	-
Gedo Walcha W	-	-	-
Isara Wereda.	-	-	-
Gorka Bersa W	-	-	-
Basketo Special	-	-	-
Basketo . . .	-	-	-
Konta Special W	-	-	-
Ela . . . . .	-	-	-

TABLE 5.6.1.2 - ESTIMATE OF HOLDERS, AREA, PRODUCTION AND YIELD OF TEMPORARY CROPS FOR PRIVATE PEASANT HOLDINGS FOR MEHER SEASON URBAN HOLDINGS PULSES

Geographic Area	Number of Holders	Area	Production
		Hectares	Quintals
(S.N.N.P.R) . . .	5679	875.63	3917.81
Gurage Zone . .	761	108.5	599.24
Goru . . . . .	29	12.29	27.22
Ezha . . . . .	-	-	-
Kokir Gedebano	3	1.37	0.88
Sodo . . . . .	50	10.22	21.73
Meskanena Mareko	312	38.92	391.66
Selti . . . . .	19	*	*
Gumer . . . . .	314	32.7	124.48
Cheha . . . . .	*	*	*
Enemorna Ener	*	*	*
Dalocha . . . .	16	*	14.75
Lanfuro . . . .	13	*	3.06
Hadiya	1035	183.21	736.67
Misha . . . . .	408	75.66	239.07
Lemo . . . . .	353	63.9	179.58
Badawacho . .	170	19.01	179.07
Soro . . . . .	105	24.64	138.95
Kembata Alaba Tembaro	355	44.8	142.38
Omo Sheleko . .	65	7.46	42.2
Angacha . . . .	199	33.52	78.63
Kedida Gamela	53	*	*
Alaba . . . . .	13	*	3.01
Kacha Bira . .	25	*	*
Sidama Zone . .	489	36.41	139.93
Shebedino . . .	7	*	1.29
Awasa . . . . .	60	*	*
Arbegona . . . .	*	*	*
Dale . . . . .	297	10.92	*
Aleta Wendo . .	18	1.27	3.73
Dara . . . . .	*	*	*
Hula . . . . .	46	8.59	*
Bensa . . . . .	8	*	*
Aroresa . . . .	39	4.9	24.2
Gedio	141	40.03	86.11
Wenago . . . . .	-	-	-
Yirgachefe . . .	*	*	*
kochere . . . .	59	5.1	24.89
Bule . . . . .	78	*	61.18
Wolayita	1024	71.35	353.32
Sodo Zuria . . .	171	16.48	95.18
Boloso Sore . .	462	25.47	116.67
Damot Gale . . .	285	18.82	87.56
Damot Wayde . .	33	4.48	28.84
Kindo Koyssha .	52	3.86	15
Offa . . . . .	*	*	*
Humbo . . . . .	16	2	*
South Omo Zone .	55	5.62	25.61
Selamago . . . .	-	-	-
Bako Gazer . . .	37	4.56	19.8
Hamer . . . . .	17	1.06	*
Kuraz . . . . .	-	-	-

CONTD

Shaka	30	3.24	19.56
Masha . . . .	27	2.97	18.33
Anderacha . .	*	*	*
Yeki . . . .	-	-	-
Kaffa	669	156.22	576.96
Telo . . . . .	147	49.43	153.07
Decha . . . .	39	9.77	54.55
Menjiwo . . .	36	4.87	31.52
Gimbo . . . .	170	13.12	34.69
Gewata . . . .	-	-	-
Chena . . . .	219	59.25	247.69
Bitu . . . . .	14	*	*
Gesha Daka . .	29	5.6	13.58
Saylem . . . .	*	*	*
Gamo Gofa	413	42.08	347.21
Arba Minch Zuria	13	*	*
Boreda . . . .	23	3.19	19.27
Mirab Abaya .	*	*	*
Chencha . . . .	117	7.6	110.74
Kemba . . . .	59	5.72	56.32
Bonkie . . . .	*	*	*
Dita . . . . .	39	7.37	89.26
Daramalo . . .	-	-	-
Kucha . . . .	43	1.04	6.95
Gofa Zuria . .	54	7.79	55.6
Zala . . . . .	-	-	-
Uba Deber Tse	*	*	*
Melekoza . . .	51	7.18	4.65
Bench-Maji	161	13.97	116.12
Shewa Bench .	13	3.37	25.56
Bench . . . . .	57	0.37	4.27
Bero . . . . .	-	-	-
Maji . . . . .	-	-	-
Menit Goldiya	90	10.23	86.28
Menit Shasha.	-	-	-
Sheko . . . . .	-	-	-
Yem Special Wer	66	14.76	139.76
Yem . . . . .	66	14.76	139.76
Amaro Special W	8	*	*
Amaro . . . . .	8	*	*
Burji Special W	83	25.43	82.79
Burji . . . . .	83	25.43	82.79
Konso Special W	113	20.76	212.37
Konso . . . . .	113	20.76	212.37
Dirashe Special	74	12.79	86.59
Dirashe . . . .	74	12.79	86.59
Dawro . . . . .	157	90.59	219.41
Mareka Wereda	108	79.97	147.15
Gena Bosa Wer	13	1.86	10.63
Gedo Walcha W	30	8.69	61.4
Isara Wereda.	*	*	*
Gorka Bersa W	-	-	-
Basketo Special	12	*	*
Basketo . . . .	12	*	*
Konta Special W	34	4.73	29.63
Ela . . . . .	34	4.73	29.63

TABLE A - ESTIMATE OF HOLDERS, AREA, PRODUCTION AND YIELD OF TEMPORARY CROPS FOR PRIVATE PEASANT HOLDINGS FOR MEHER SEASON URBAN HOLDINGS HORSE BEANS

Geographic Area	Number of Holders	Area	Production
		Hectares	Quintals
(S.N.N.P.R) . . .	2518	398.39	1665.87
Gurage Zone . .	409	44.73	179.42
Goru . . . . .	-	-	-
Ezha . . . . .	-	-	-
Kokir Gedebano	-	-	-
Sodo . . . . .	24	6.04	17.41
Meskanena Mareko	59	4.5	*
Selti . . . . .	*	*	*
Gumer . . . . .	314	32.67	124.16
Cheha . . . . .	-	-	-
Enemorna Ener	-	-	-
Dalocha . . . .	1	0.2	-
Lanfuro . . . .	*	*	*
Hadiya	680	102.03	371.84
Misha . . . . .	340	49.32	172.57
Lemo . . . . .	255	30.59	64.77
Badawacho . .	-	-	-
Soro . . . . .	85	22.13	134.5
Kembata Alaba Tembaro	277	37.37	128.86
Omo Sheleko .	51	6.65	41.29
Angacha . . . .	178	28.48	69.97
Kedida Gamela	38	*	*
Alaba . . . . .	*	*	*
Kacha Bira . .	*	*	*
Sidama Zone . .	88	10.75	64.74
Shebedino . . .	-	-	-
Awasa . . . . .	*	*	*
Arbegona . . .	*	*	*
Dale . . . . .	*	*	*
Aleta Wendo .	-	-	-
Dara . . . . .	*	*	*
Hula . . . . .	33	4.84	*
Bensa . . . . .	*	*	*
Aroresa . . . .	29	1.96	5.78
Gedio	93	*	59.73
Wenago . . . .	-	-	-
Yirgachefe . .	-	-	-
kochere . . . .	51	3.34	15.7
Bule . . . . .	42	*	44.04
Wolayita	62	9.48	46.07
Sodo Zuria . .	38	8.07	41.99
Boloso Sore . .	*	*	*
Damot Gale . .	*	*	*
Damot Wayde .	-	-	-
Kindo Koysha.	-	-	-
Offa . . . . .	-	-	-
Humbo . . . . .	-	-	-
South Omo Zone.	-	-	-
Selamago . . .	-	-	-
Bako Gazer . .	-	-	-
Hamer . . . . .	-	-	-
Kuraz . . . . .	-	-	-

CONTD

Shaka	22	1.38	8.5
Masha . . . .	22	1.38	8.5
Anderacha . .	-	-	-
Yeki . . . . .	-	-	-
Kaffa	346	76.63	298.81
Telo . . . . .	141	37.17	104.08
Decha . . . . .	36	7	42.93
Menjiwo . . .	25	3.18	25.37
Gimbo . . . .	13	1.1	*
Gewata . . . .	-	-	-
Chena . . . . .	88	16.17	95.39
Bitu . . . . .	*	*	*
Gesha Daka . .	23	3.17	4.61
Saylem . . . .	*	*	*
Gamo Gofa	232	16.13	221.4
Arba Minch Zuria	-	-	-
Boreda . . . .	21	2.24	17.08
Mirab Abaya .	-	-	-
Chencha . . .	99	3.76	80.08
Kemba . . . . .	26	1.05	*
Bonkie . . . .	*	*	*
Dita . . . . .	39	3.52	47.77
Daramalo . . .	-	-	-
Kucha . . . . .	-	-	-
Gofa Zuria . .	45	5.42	47.89
Zala . . . . .	-	-	-
Uba Deber Tse	-	-	-
Melekoza . . .	-	-	-
Bench-Maji	93	8	70.41
Shewa Bench .	8	1.17	9.74
Bench . . . . .	-	-	-
Bero . . . . .	-	-	-
Maji . . . . .	-	-	-
Menit Goldiya	85	6.82	60.67
Menit Shasha.	-	-	-
Sheko . . . . .	-	-	-
Yem Special Wer	58	10.85	79.06
Yem . . . . .	58	10.85	79.06
Amaro Special W	*	*	*
Amaro . . . . .	*	*	*
Burji Special W	-	-	-
Burji . . . . .	-	-	-
Konso Special W	-	-	-
Konso . . . . .	-	-	-
Dirashe Special	*	*	*
Dirashe . . . .	*	*	*
Dawro . . . . .	134	46.02	119.94
Mareka Wereda	99	40.29	82.18
Gena Bosa Wer	13	1.86	10.63
Gedo Walcha W	22	3.87	27.14
Isara Wereda.	-	-	-
Gorka Bersa W	-	-	-
Basketo Special	*	*	-
Basketo . . . .	*	*	-
Konta Special W	12	*	*
Ela . . . . .	12	*	*

TABLE B - ESTIMATE OF HOLDERS, AREA, PRODUCTION AND YIELD OF  
TEMPORARY CROPS FOR PRIVATE PEASANT HOLDINGS FOR MEHER SEASON URBAN HOLDINGS  
FIELD PEAS

Geographic Area	Number of Holders	Area	Production
		Hectares	Quintals
(S.N.N.P.R) . . .	1164	184.98	824.07
Gurage Zone . .	100	14.86	*
Goru. . . . .	-	-	-
Ezha. . . . .	-	-	-
Kokir Gedebano	3	1.37	0.88
Sodo. . . . .	*	*	*
Meskanena Mareko	83	11.18	*
Selti. . . . .	*	*	*
Gumer. . . . .	*	*	*
Cheha. . . . .	-	-	-
Enemorna Ener	-	-	-
Dalocha . . . .	1	-	0.69
Lanfuro . . . .	-	-	-
Hadiya	316	59.37	167.54
Misha. . . . .	178	26.35	66.49
Lemo. . . . .	130	31.08	*
Badawacho . .	-	-	-
Soro. . . . .	*	*	*
Kembata Alaba Tembaro	56	5.27	8.78
Omo Sheleko . .	*	*	*
Angacha . . . .	47	5.04	8.65
Kedida Gamela	-	-	-
Alaba. . . . .	-	-	-
Kacha Bira. . .	-	-	-
Sidama Zone . .	42	8.32	24.61
Shebedino . . .	-	-	-
Awasa. . . . .	*	*	*
Arbegona. . . .	-	-	-
Dale. . . . .	*	*	*
Aleta Wendo . .	-	-	-
Dara. . . . .	*	*	*
Hula. . . . .	*	*	*
Bensa. . . . .	-	-	-
Aroresa . . . .	20	2.63	16.47
Gedio	55	7.29	26.31
Wenago. . . . .	-	-	-
Yirgachefe. . .	*	*	*
kochere . . . .	9	1.66	*
Bule. . . . .	43	5.5	17.15
Wolayita	49	2.9	8.9
Sodo Zuria. . .	*	*	*
Boloso Sore . .	45	2.6	7.88
Damot Gale. . .	-	-	-
Damot Wayde . .	-	-	-
Kindo Koyssha.	-	-	-
Offa. . . . .	-	-	-
Humbo. . . . .	-	-	-
South Omo Zone.	*	*	*
Selamago. . . .	-	-	-
Bako Gazer. . .	*	*	*
Hamer. . . . .	-	-	-
Kuraz. . . . .	-	-	-

CONTD

Shaka	27	1.85	11.06
Masha . . . .	23	1.58	*
Anderacha . .	*	*	*
Yeki . . . . .	-	-	-
Kaffa	122	23.68	98.44
Telo . . . . .	58	12.22	48.89
Decha . . . . .	18	2.6	11.34
Menjiwo . . .	*	*	*
Gimbo . . . . .	*	*	*
Gewata . . . .	-	-	-
Chena . . . . .	*	*	*
Bitu . . . . .	-	-	-
Gesha Daka . .	17	2.42	8.98
Saylem . . . .	*	*	*
Gamo Gofa	178	12.85	105.85
Arba Minch Zuria	-	-	-
Boreda . . . .	*	*	*
Mirab Abaya .	-	-	-
Chencha . . . .	87	3.8	30.66
Kemba . . . . .	33	*	27.24
Bonkie . . . . .	-	-	-
Dita . . . . .	35	2.76	38.6
Daramalo . . .	-	-	-
Kucha . . . . .	-	-	-
Gofa Zuria . .	15	*	7.23
Zala . . . . .	-	-	-
Uba Deber Tse	-	-	-
Melekoza . . .	-	-	-
Bench-Maji	68	5.6	41.43
Shewa Bench .	8	*	*
Bench . . . . .	-	-	-
Bero . . . . .	-	-	-
Maji . . . . .	-	-	-
Menit Goldiya	60	3.41	25.61
Menit Shasha.	-	-	-
Sheko . . . . .	-	-	-
Yem Special Wer	17	3.87	60.7
Yem . . . . .	17	3.87	60.7
Amaro Special W	*	*	*
Amaro . . . . .	*	*	*
Burji Special W	-	-	-
Burji . . . . .	-	-	-
Konso Special W	-	-	-
Konso . . . . .	-	-	-
Dirashe Special	13	0.97	*
Dirashe . . . .	13	0.97	*
Dawro . . . . .	95	34.76	94.78
Mareka Wereda	76	29.94	60.52
Gena Bosa Wer	-	-	-
Gedo Walcha W	19	4.82	34.26
Isara Wereda.	-	-	-
Gorka Bersa W	-	-	-
Basketo Special	*	*	-
Basketo . . . .	*	*	-
Konta Special W	9	*	7.62
Ela . . . . .	9	*	7.62

TABLE C - ESTIMATE OF HOLDERS, AREA, PRODUCTION AND YIELD OF  
 TEMPORARY CROPS FOR PRIVATE PEASANT HOLDINGS FOR MEHER SEASON URBAN HOLDINGS  
 HARICOT BEANS

Geographic Area	Number of Holders	Area	Production
		Hectares	Quintals
(S.N.N.P.R) . . .	2562	225.51	1204.7
Gurage Zone . .	241	25.16	*
Goru . . . . .	-	-	-
Ezha . . . . .	-	-	-
Kokir Gedebano	-	-	-
Sodo . . . . .	*	*	*
Meskanena Mareko	214	22.96	*
Selti . . . . .	*	*	*
Gumer . . . . .	-	-	-
Cheha . . . . .	*	*	*
Enemorna Ener	*	*	*
Dalocha . . . .	-	-	-
Lanfuro . . . .	9	*	2.64
Hadiya	122	12.14	102.84
Misha . . . . .	-	-	-
Lemo . . . . .	*	*	*
Badawacho . .	84	9.51	*
Soro . . . . .	*	*	*
Kembata Alaba Tembaro	49	2.12	4.73
Omo Sheleko . .	*	*	*
Angacha . . . .	-	-	-
Kedida Gamela	*	*	*
Alaba . . . . .	8	*	2.81
Kacha Bira . .	*	*	*
Sidama Zone . .	372	16.22	49.78
Shebedino . . .	7	*	1.29
Awasa . . . . .	*	*	*
Arbegona . . . .	-	-	-
Dale . . . . .	286	10.68	*
Aleta Wendo . .	18	1.27	3.73
Dara . . . . .	*	*	*
Hula . . . . .	-	-	-
Bensa . . . . .	*	*	*
Aroresa . . . . .	*	*	*
Gedio	*	*	0.06
Wenago . . . . .	-	-	-
Yirgachefe . . .	*	*	*
kochere . . . .	*	*	*
Bule . . . . .	-	-	-
Wolayita	931	56.41	282.9
Sodo Zuria . . .	128	6.66	39.7
Boloso Sore . .	424	21.86	108.14
Damot Gale . . .	278	18.22	82.46
Damot Wayde . .	30	4.06	28.51
Kindo Koyssha.	52	3.86	15
Offa . . . . .	*	*	*
Humbo . . . . .	*	*	*
South Omo Zone.	43	3.34	19.54
Selamago . . . .	-	-	-
Bako Gazer . . .	26	2.28	13.74
Hamer . . . . .	17	1.06	*
Kuraz . . . . .	-	-	-

CONTD

Shaka	zone . .	-	-
Masha . . . .	-	-	-
Anderacha . .	-	-	-
Yeki . . . . .	-	-	-
Kaffa	354	55.92	179.71
Telo . . . . .	*	*	*
Decha . . . . .	*	*	*
Menjiwo . . . .	*	*	*
Gimbo . . . . .	164	11.5	25.98
Gewata . . . . .	-	-	-
Chena . . . . .	170	42.17	151.82
Bitu . . . . .	*	*	*
Gesha Daka . .	-	-	-
Saylem . . . . .	-	-	-
Gamo Gofa	127	9.51	13.89
Arba Minch Zuria	*	*	*
Boreda . . . . .	*	*	*
Mirab Abaya . .	-	-	-
Chencha . . . .	-	-	-
Kemba . . . . .	15	*	*
Bonkie . . . . .	*	*	*
Dita . . . . .	-	-	-
Daramalo . . . .	-	-	-
Kucha . . . . .	43	1.04	6.95
Gofa Zuria . . .	*	-	*
Zala . . . . .	-	-	-
Uba Deber Tse	-	-	-
Melekoza . . . .	51	7.18	4.65
Bench-Maji	57	0.37	4.27
Shewa Bench . .	-	-	-
Bench . . . . .	57	0.37	4.27
Bero . . . . .	-	-	-
Maji . . . . .	-	-	-
Menit Goldiya	-	-	-
Menit Shasha .	-	-	-
Sheko . . . . .	-	-	-
Yem Special Wer	-	-	-
Yem . . . . .	-	-	-
Amaro Special W	*	*	*
Amaro . . . . .	*	*	*
Burji Special W	79	21.77	79.7
Burji . . . . .	79	21.77	79.7
Konso Special W	102	16.77	210.74
Konso . . . . .	102	16.77	210.74
Dirashe Special	51	*	21.45
Dirashe . . . . .	51	*	21.45
Dawro . . . . .	*	*	*
Mareka Wereda	-	-	-
Gena Bosa Wer	-	-	-
Gedo Walcha W	-	-	-
Isara Wereda .	*	*	*
Gorka Bersa W	-	-	-
Basketo Special	*	-	*
Basketo . . . . .	*	-	*
Konta Special W	19	2.32	*
Ela . . . . .	19	2.32	*

TABLE D - ESTIMATE OF HOLDERS, AREA, PRODUCTION AND YIELD OF  
TEMPORARY CROPS FOR PRIVATE PEASANT HOLDINGS FOR MEHER SEASON URBAN HOLDINGS  
CHICK PEAS

Geographic Area	Number of Holders	Area	Production
		Hectares	Quintals
(S.N.N.P.R) . . .	269	45.74	201.33
Gurage Zone . .	56	14.71	31.67
Goru. . . . .	29	12.29	27.22
Ezha. . . . .	-	-	-
Kokir Gedebano	-	-	-
Sodo. . . . .	11	1.86	*
Meskanena Mareko	*	*	*
Selti. . . . .	-	-	-
Gumer. . . . .	-	-	-
Cheha. . . . .	-	-	-
Enemorna Ener	-	-	-
Dalocha . . .	7	0.21	*
Lanfuro . . .	*	*	*
Hadiya	103	9.48	94.44
Misha. . . . .	-	-	-
Lemo. . . . .	-	-	-
Badawacho .	99	9.46	93.2
Soro. . . . .	*	*	*
Kembata Alaba Tembaro	-	-	-
Omo Sheleko .	-	-	-
Angacha . . .	-	-	-
Kedida Gamela	-	-	-
Alaba. . . . .	-	-	-
Kacha Bira. .	-	-	-
Sidama Zone . .	*	*	*
Shebedino . .	-	-	-
Awasa. . . . .	*	*	*
Arbegona. . .	-	-	-
Dale. . . . .	*	*	*
Aleta Wendo .	-	-	-
Dara. . . . .	-	-	-
Hula. . . . .	-	-	-
Bensa. . . . .	-	-	-
Aroresa . . .	-	-	-
Gedio	-	-	-
Wenago. . . .	-	-	-
Yirgachefe. .	-	-	-
kochere . . .	-	-	-
Bule. . . . .	-	-	-
Wolayita	27	2.56	15.45
Sodo Zuria. .	20	*	*
Boloso Sore .	-	-	-
Damot Gale. .	*	*	*
Damot Wayde .	*	*	*
Kindo Koyssha.	-	-	-
Offa. . . . .	-	-	-
Humbo. . . . .	*	*	*
South Omo Zone.	-	-	-
Selamago. . .	-	-	-
Bako Gazer. .	-	-	-
Hamer. . . . .	-	-	-
Kuraz. . . . .	-	-	-

CONTD

Shaka	-	-	-
Masha . . . .	-	-	-
Anderacha . .	-	-	-
Yeki . . . .	-	-	-
Kaffa	-	-	-
Telo . . . .	-	-	-
Decha . . . .	-	-	-
Menjiwo . . .	-	-	-
Gimbo . . . .	-	-	-
Gewata . . . .	-	-	-
Chena . . . .	-	-	-
Bitu . . . .	-	-	-
Gesha Daka . .	-	-	-
Saylem . . . .	-	-	-
Gamo Gofa	13	*	*
Arba Minch Zuria	*	*	*
Boreda . . . .	-	-	-
Mirab Abaya .	*	*	*
Chencha . . .	-	-	-
Kemba . . . .	-	-	-
Bonkie . . . .	-	-	-
Dita . . . .	-	-	-
Daramalo . . .	-	-	-
Kucha . . . .	-	-	-
Gofa Zuria . .	-	-	-
Zala . . . .	-	-	-
Uba Deber Tse	*	*	*
Melekoza . . .	-	-	-
Bench-Maji	-	-	-
Shewa Bench .	-	-	-
Bench . . . .	-	-	-
Bero . . . .	-	-	-
Maji . . . .	-	-	-
Menit Goldiya	-	-	-
Menit Shasha.	-	-	-
Sheko . . . .	-	-	-
Yem Special Wer	-	-	-
Yem . . . . .	-	-	-
Amaro Special W	-	-	-
Amaro . . . .	-	-	-
Burji Special W	18	3.64	3.08
Burji . . . .	18	3.64	3.08
Konso Special W	24	3.99	*
Konso . . . .	24	3.99	*
Dirashe Special	17	*	*
Dirashe . . . .	17	*	*
Dawro . . . . .	-	-	-
Mareka Wereda	-	-	-
Gena Bosa Wer	-	-	-
Gedo Walcha W	-	-	-
Isara Wereda.	-	-	-
Gorka Bersa W	-	-	-
Basketo Special	-	-	-
Basketo . . . .	-	-	-
Konta Special W	-	-	-
Ela . . . . .	-	-	-

TABLE E - ESTIMATE OF HOLDERS, AREA, PRODUCTION AND YIELD OF TEMPORARY CROPS FOR PRIVATE PEASANT HOLDINGS FOR MEHER SEASON URBAN HOLDINGS LENTILS

Geographic Area	Number of Holders	Area	Production
		Hectares	Quintals
(S.N.N.P.R) . . .	26	*	7.52
Gurage Zone . .	*	*	*
Goru . . . . .	-	-	-
Ezha . . . . .	-	-	-
Kokir Gedebano	-	-	-
Sodo . . . . .	-	-	-
Meskanena Mareko	-	-	-
Selti . . . . .	*	*	*
Gumer . . . . .	-	-	-
Cheha . . . . .	-	-	-
Enemorna Ener	-	-	-
Dalocha . . . .	-	-	-
Lanfuro . . . .	-	-	-
Hadiya . . . . .	-	-	-
Misha . . . . .	-	-	-
Lemo . . . . .	-	-	-
Badawacho . .	-	-	-
Soro . . . . .	-	-	-
Kembata Alaba Tembaro	*	*	*
Omo Sheleko .	-	-	-
Angacha . . . .	-	-	-
Kedida Gamela	-	-	-
Alaba . . . . .	*	*	*
Kacha Bira . .	-	-	-
Sidama Zone . .	-	-	-
Shebedino . . .	-	-	-
Awasa . . . . .	-	-	-
Arbegona . . . .	-	-	-
Dale . . . . .	-	-	-
Aleta Wendo . .	-	-	-
Dara . . . . .	-	-	-
Hula . . . . .	-	-	-
Bensa . . . . .	-	-	-
Aroresa . . . .	-	-	-
Gedio . . . . .	-	-	-
Wenago . . . . .	-	-	-
Yirgachefe . . .	-	-	-
kochere . . . . .	-	-	-
Bule . . . . .	-	-	-
Wolayita . . . .	-	-	-
Sodo Zuria . . .	-	-	-
Boloso Sore . .	-	-	-
Damot Gale . . .	-	-	-
Damot Wayde . .	-	-	-
Kindo Koysha .	-	-	-
Offa . . . . .	-	-	-
Humbo . . . . .	-	-	-
South Omo Zone.	-	-	-
Selamago . . . .	-	-	-
Bako Gazer . . .	-	-	-
Hamer . . . . .	-	-	-
Kuraz . . . . .	-	-	-

CONTD

Shaka	-	-	-
Masha . . . .	-	-	-
Anderacha . .	-	-	-
Yeki . . . . .	-	-	-
Kaffa	-	-	-
Telo . . . . .	-	-	-
Decha . . . .	-	-	-
Menjiwo . . .	-	-	-
Gimbo . . . .	-	-	-
Gewata . . . .	-	-	-
Chena . . . .	-	-	-
Bitu . . . . .	-	-	-
Gesha Daka . .	-	-	-
Saylem . . . .	-	-	-
Gamo Gofa	11	1.93	2.93
Arba Minch Zuria	-	-	-
Boreda . . . .	-	-	-
Mirab Abaya .	-	-	-
Chencha . . .	*	*	-
Kemba . . . .	-	-	-
Bonkie . . . .	-	-	-
Dita . . . . .	4	1.09	2.9
Daramalo . . .	-	-	-
Kucha . . . .	-	-	-
Gofa Zuria . .	*	*	*
Zala . . . . .	-	-	-
Uba Deber Tse	-	-	-
Melekoza . . .	-	-	-
Bench-Maji	-	-	-
Shewa Bench .	-	-	-
Bench . . . . .	-	-	-
Bero . . . . .	-	-	-
Maji . . . . .	-	-	-
Menit Goldiya	-	-	-
Menit Shasha.	-	-	-
Sheko . . . .	-	-	-
Yem Special Wer	-	-	-
Yem . . . . .	-	-	-
Amaro Special W	-	-	-
Amaro . . . .	-	-	-
Burji Special W	-	-	-
Burji . . . . .	-	-	-
Konso Special W	-	-	-
Konso . . . . .	-	-	-
Dirashe Special	-	-	-
Dirashe . . . .	-	-	-
Dawro . . . . .	9	*	*
Mareka Wereda	9	*	*
Gena Bosa Wer	-	-	-
Gedo Walcha W	-	-	-
Isara Wereda.	-	-	-
Gorka Bersa W	-	-	-
Basketo Special	-	-	-
Basketo . . . .	-	-	-
Konta Special W	-	-	-
Ela . . . . .	-	-	-

TABLE F - ESTIMATE OF HOLDERS, AREA, PRODUCTION AND YIELD OF  
TEMPORARY CROPS FOR PRIVATE PEASANT HOLDINGS FOR MEHER SEASON URBAN HOLDINGS  
VETCH

Geographic Area	Number of Holders	Area	Production
		Hectares	Quintals
(S.N.N.P.R) . . .	26	*	14.32
Gurage Zone . .	19	*	14.32
Goru. . . . .	-	-	-
Ezha. . . . .	-	-	-
Kokir Gedebano	-	-	-
Sodo. . . . .	*	*	*
Meskanena Mareko	-	-	-
Selti . . . . .	-	-	-
Gumer. . . . .	-	-	-
Cheha . . . . .	-	-	-
Enemorna Ener	-	-	-
Dalocha . . . .	8	*	12.7
Lanfuro . . . .	-	-	-
Hadiya	*	*	-
Misha . . . . .	-	-	-
Lemo. . . . .	-	-	-
Badawacho . .	*	*	-
Soro. . . . .	*	*	-
Kembata Alaba Tembaro	-	-	-
Omo Sheleko .	-	-	-
Angacha . . . .	-	-	-
Kedida Gamela	-	-	-
Alaba . . . . .	-	-	-
Kacha Bira. . .	-	-	-
Sidama Zone . .	-	-	-
Shebedino . . .	-	-	-
Awasa . . . . .	-	-	-
Arbegona. . . .	-	-	-
Dale. . . . .	-	-	-
Aleta Wendo . .	-	-	-
Dara. . . . .	-	-	-
Hula. . . . .	-	-	-
Bensa . . . . .	-	-	-
Aroresa . . . .	-	-	-
Gedio	-	-	-
Wenago. . . . .	-	-	-
Yirgachefe. . .	-	-	-
kochere . . . .	-	-	-
Bule. . . . .	-	-	-
Wolayita	-	-	-
Sodo Zuria. . .	-	-	-
Boloso Sore . .	-	-	-
Damot Gale. . .	-	-	-
Damot Wayde . .	-	-	-
Kindo Koyssha.	-	-	-
Offa. . . . .	-	-	-
Humbo . . . . .	-	-	-
South Omo Zone.	-	-	-
Selamago. . . .	-	-	-
Bako Gazer. . .	-	-	-
Hamer. . . . .	-	-	-
Kuraz . . . . .	-	-	-

CONTD

Shaka	-	-	-
Masha . . . .	-	-	-
Anderacha . .	-	-	-
Yeki . . . . .	-	-	-
Kaffa	-	-	-
Telo . . . . .	-	-	-
Decha . . . . .	-	-	-
Menjiwo . . .	-	-	-
Gimbo . . . . .	-	-	-
Gewata . . . .	-	-	-
Chena . . . . .	-	-	-
Bitu . . . . .	-	-	-
Gesha Daka . .	-	-	-
Saylem . . . . .	-	-	-
Gamo Gofa	-	-	-
Arba Minch Zuria	-	-	-
Boreda . . . .	-	-	-
Mirab Abaya .	-	-	-
Chencha . . . .	-	-	-
Kemba . . . . .	-	-	-
Bonkie . . . . .	-	-	-
Dita . . . . .	-	-	-
Daramalo . . .	-	-	-
Kucha . . . . .	-	-	-
Gofa Zuria . .	-	-	-
Zala . . . . .	-	-	-
Uba Deber Tse	-	-	-
Melekoza . . .	-	-	-
Bench-Maji	-	-	-
Shewa Bench .	-	-	-
Bench . . . . .	-	-	-
Bero . . . . .	-	-	-
Maji . . . . .	-	-	-
Menit Goldiya	-	-	-
Menit Shasha.	-	-	-
Sheko . . . . .	-	-	-
Yem Special Wer	-	-	-
Yem . . . . .	-	-	-
Amaro Special W	-	-	-
Amaro . . . . .	-	-	-
Burji Special W	-	-	-
Burji . . . . .	-	-	-
Konso Special W	-	-	-
Konso . . . . .	-	-	-
Dirashe Special	-	-	-
Dirashe . . . .	-	-	-
Dawro . . . . .	-	-	-
Mareka Wereda	-	-	-
Gena Bosa Wer	-	-	-
Gedo Walcha W	-	-	-
Isara Wereda.	-	-	-
Gorka Bersa W	-	-	-
Basketo Special	-	-	-
Basketo . . . .	-	-	-
Konta Special W	-	-	-
Ela . . . . .	-	-	-

TABLE G - ESTIMATE OF HOLDERS, AREA, PRODUCTION AND YIELD OF  
 TEMPORARY CROPS FOR PRIVATE PEASANT HOLDINGS FOR MEHER SEASON URBAN HOLDINGS  
 FENU GREEK

Geographic Area	Number of Holders	Area	Production
		Hectares	Quintals
(S.N.N.P.R) . . .	10	0.07	-
Gurage Zone . .	-	-	-
Goru . . . . .	-	-	-
Ezha . . . . .	-	-	-
Kokir Gedebano	-	-	-
Sodo . . . . .	-	-	-
Meskanena Mareko	-	-	-
Selti . . . . .	-	-	-
Gumer . . . . .	-	-	-
Cheha . . . . .	-	-	-
Enemorna Ener	-	-	-
Dalocha . . . .	-	-	-
Lanfuro . . . .	-	-	-
Hadiya	-	-	-
Misha . . . . .	-	-	-
Lemo . . . . .	-	-	-
Badawacho . .	-	-	-
Soro . . . . .	-	-	-
Kembata Alaba Tembaro	-	-	-
Omo Sheleko .	-	-	-
Angacha . . . .	-	-	-
Kedida Gamela	-	-	-
Alaba . . . . .	-	-	-
Kacha Bira . .	-	-	-
Sidama Zone . .	-	-	-
Shebedino . . .	-	-	-
Awasa . . . . .	-	-	-
Arbegona . . . .	-	-	-
Dale . . . . .	-	-	-
Aleta Wendo .	-	-	-
Dara . . . . .	-	-	-
Hula . . . . .	-	-	-
Bensa . . . . .	-	-	-
Aroresa . . . .	-	-	-
Gedio	-	-	-
Wenago . . . . .	-	-	-
Yirgachefe . .	-	-	-
kochere . . . .	-	-	-
Bule . . . . .	-	-	-
Wolayita	-	-	-
Sodo Zuria . .	-	-	-
Boloso Sore . .	-	-	-
Damot Gale . .	-	-	-
Damot Wayde .	-	-	-
Kindo Koysha.	-	-	-
Offa . . . . .	-	-	-
Humbo . . . . .	-	-	-
South Omo Zone.	-	-	-
Selamago . . .	-	-	-
Bako Gazer . .	-	-	-
Hamer . . . . .	-	-	-
Kuraz . . . . .	-	-	-

CONTD

Shaka	-	-	-
Masha . . . .	-	-	-
Anderacha . .	-	-	-
Yeki . . . . .	-	-	-
Kaffa	-	-	-
Telo . . . . .	-	-	-
Decha . . . .	-	-	-
Menjiwo . . .	-	-	-
Gimbo . . . .	-	-	-
Gewata . . . .	-	-	-
Chena . . . .	-	-	-
Bitu . . . . .	-	-	-
Gesha Daka . .	-	-	-
Saylem . . . .	-	-	-
Gamo Gofa	-	-	-
Arba Minch Zuria	-	-	-
Boreda . . . .	-	-	-
Mirab Abaya .	-	-	-
Chencha . . . .	-	-	-
Kemba . . . . .	-	-	-
Bonkie . . . .	-	-	-
Dita . . . . .	-	-	-
Daramalo . . .	-	-	-
Kucha . . . . .	-	-	-
Gofa Zuria . .	-	-	-
Zala . . . . .	-	-	-
Uba Deber Tse	-	-	-
Melekoza . . .	-	-	-
Bench-Maji	-	-	-
Shewa Bench .	-	-	-
Bench . . . . .	-	-	-
Bero . . . . .	-	-	-
Maji . . . . .	-	-	-
Menit Goldiya	-	-	-
Menit Shasha.	-	-	-
Sheko . . . . .	-	-	-
Yem Special Wer	8	0.04	-
Yem . . . . .	8	0.04	-
Amaro Special W	-	-	-
Amaro . . . . .	-	-	-
Burji Special W	*	*	-
Burji . . . . .	*	*	-
Konso Special W	-	-	-
Konso . . . . .	-	-	-
Dirashe Special	-	-	-
Dirashe . . . .	-	-	-
Dawro . . . . .	-	-	-
Mareka Wereda	-	-	-
Gena Bosa Wer	-	-	-
Gedo Walcha W	-	-	-
Isara Wereda.	-	-	-
Gorka Bersa W	-	-	-
Basketo Special	-	-	-
Basketo . . . .	-	-	-
Konta Special W	-	-	-
Ela . . . . .	-	-	-

TABLE H - ESTIMATE OF HOLDERS, AREA, PRODUCTION AND YIELD OF TEMPORARY CROPS FOR PRIVATE PEASANT HOLDINGS FOR MEHER SEASON URBAN HOLDINGS GIBTO

Geographic Area	Number of	Area	Production
	Holders	Hectares	Quintals
(S.N.N.P.R) . . .	*	*	-
Gurage Zone . .	*	*	-
Goru . . . . .	-	-	-
Ezha . . . . .	-	-	-
Kokir Gedebano	-	-	-
Sodo . . . . .	-	-	-
Meskanena Mareko	*	*	-
Selti . . . . .	*	*	-
Gumer . . . . .	-	-	-
Cheha . . . . .	-	-	-
Enemorna Ener	-	-	-
Dalocha . . . .	-	-	-
Lanfuro . . . .	-	-	-
Hadiya . . . . .	-	-	-
Misha . . . . .	-	-	-
Lemo . . . . .	-	-	-
Badawacho . .	-	-	-
Soro . . . . .	-	-	-
Kembata Alaba Tembaro	-	-	-
Omo Sheleko . .	-	-	-
Angacha . . . .	-	-	-
Kedida Gamela	-	-	-
Alaba . . . . .	-	-	-
Kacha Bira . .	-	-	-
Sidama Zone . .	-	-	-
Shebedino . . .	-	-	-
Awasa . . . . .	-	-	-
Arbegona . . . .	-	-	-
Dale . . . . .	-	-	-
Aleta Wendo . .	-	-	-
Dara . . . . .	-	-	-
Hula . . . . .	-	-	-
Bensa . . . . .	-	-	-
Aroresa . . . .	-	-	-
Gedio . . . . .	-	-	-
Wenago . . . . .	-	-	-
Yirgachefe . . .	-	-	-
kochere . . . .	-	-	-
Bule . . . . .	-	-	-
Wolayita . . . .	-	-	-
Sodo Zuria . . .	-	-	-
Boloso Sore . .	-	-	-
Damot Gale . . .	-	-	-
Damot Wayde . .	-	-	-
Kindo Koysha . .	-	-	-
Offa . . . . .	-	-	-
Humbo . . . . .	-	-	-
South Omo Zone .	-	-	-
Selamago . . . .	-	-	-
Bako Gazer . . .	-	-	-
Hamer . . . . .	-	-	-
Kuraz . . . . .	-	-	-

CONTD

Shaka	-	-	-
Masha . . . .	-	-	-
Anderacha . .	-	-	-
Yeki . . . . .	-	-	-
Kaffa	-	-	-
Telo . . . . .	-	-	-
Decha . . . .	-	-	-
Menjiwo . . .	-	-	-
Gimbo . . . .	-	-	-
Gewata . . . .	-	-	-
Chena . . . .	-	-	-
Bitu . . . . .	-	-	-
Gesha Daka . .	-	-	-
Saylem . . . .	-	-	-
Gamo Gofa	-	-	-
Arba Minch Zuria	-	-	-
Boreda . . . .	-	-	-
Mirab Abaya .	-	-	-
Chencha . . . .	-	-	-
Kemba . . . .	-	-	-
Bonkie . . . .	-	-	-
Dita . . . . .	-	-	-
Daramalo . . .	-	-	-
Kucha . . . .	-	-	-
Gofa Zuria . .	-	-	-
Zala . . . . .	-	-	-
Uba Deber Tse	-	-	-
Melekoza . . .	-	-	-
Bench-Maji	-	-	-
Shewa Bench .	-	-	-
Bench . . . . .	-	-	-
Bero . . . . .	-	-	-
Maji . . . . .	-	-	-
Menit Goldiya	-	-	-
Menit Shasha.	-	-	-
Sheko . . . . .	-	-	-
Yem Special Wer	-	-	-
Yem . . . . .	-	-	-
Amaro Special W	-	-	-
Amaro . . . . .	-	-	-
Burji Special W	-	-	-
Burji . . . . .	-	-	-
Konso Special W	-	-	-
Konso . . . . .	-	-	-
Dirashe Special	-	-	-
Dirashe . . . .	-	-	-
Dawro . . . . .	-	-	-
Mareka Wereda	-	-	-
Gena Bosa Wer	-	-	-
Gedo Walcha W	-	-	-
Isara Wereda.	-	-	-
Gorka Bersa W	-	-	-
Basketo Special	-	-	-
Basketo . . . .	-	-	-
Konta Special W	-	-	-
Ela . . . . .	-	-	-

TABLE 5.6.1.3 - ESTIMATE OF HOLDERS, AREA, PRODUCTION AND YIELD OF TEMPORARY CROPS FOR PRIVATE PEASANT HOLDINGS FOR MEHER SEASON URBAN HOLDINGS OIL SEEDS

Geographic Area	Number of Holders	Area	Production
		Hectares	Quintals
(S.N.N.P.R) . . .	72	5.32	11.27
Gurage Zone . .	*	*	*
Goru . . . . .	*	*	*
Ezha . . . . .	-	-	-
Kokir Gedebano	-	-	-
Sodo . . . . .	*	*	*
Meskanena Mareko	-	-	-
Selti . . . . .	-	-	-
Gumer . . . . .	-	-	-
Cheha . . . . .	-	-	-
Enemorna Ener	-	-	-
Dalocha . . . .	-	-	-
Lanfuro . . . .	-	-	-
Hadiya	24	*	*
Misha . . . . .	*	*	*
Lemo . . . . .	-	-	-
Badawacho . .	-	-	-
Soro . . . . .	*	*	*
Kembata Alaba Tembaro	-	-	-
Omo Sheleko .	-	-	-
Angacha . . . .	-	-	-
Kedida Gamela	-	-	-
Alaba . . . . .	-	-	-
Kacha Bira . .	-	-	-
Sidama Zone . .	*	*	*
Shebedino . . .	-	-	-
Awasa . . . . .	-	-	-
Arbegona . . . .	-	-	-
Dale . . . . .	-	-	-
Aleta Wendo .	-	-	-
Dara . . . . .	*	*	*
Hula . . . . .	-	-	-
Bensa . . . . .	-	-	-
Aroresa . . . .	-	-	-
Gedio	-	-	-
Wenago . . . . .	-	-	-
Yirgachefe . .	-	-	-
kochere . . . .	-	-	-
Bule . . . . .	-	-	-
Wolayita	*	*	*
Sodo Zuria . .	*	*	*
Boloso Sore . .	-	-	-
Damot Gale . .	*	*	*
Damot Wayde .	-	-	-
Kindo Koysha.	-	-	-
Offa . . . . .	-	-	-
Humbo . . . . .	-	-	-
South Omo Zone.	-	-	-
Selamago . . . .	-	-	-
Bako Gazer . .	-	-	-
Hamer . . . . .	-	-	-
Kuraz . . . . .	-	-	-

CONTD

Shaka	-	-	-
Masha . . . .	-	-	-
Anderacha . .	-	-	-
Yeki . . . . .	-	-	-
Kaffa	23	*	*
Telo . . . . .	-	-	-
Decha . . . . .	-	-	-
Menjiwo . . .	-	-	-
Gimbo . . . . .	*	*	-
Gewata . . . .	-	-	-
Chena . . . . .	*	*	*
Bitu . . . . .	-	-	-
Gesha Daka . .	-	-	-
Saylem . . . . .	-	-	-
Gamo Gofa	2	0.18	0.48
Arba Minch Zuria	-	-	-
Boreda . . . .	-	-	-
Mirab Abaya .	-	-	-
Chencha . . . .	-	-	-
Kemba . . . . .	-	-	-
Bonkie . . . . .	-	-	-
Dita . . . . .	2	0.18	0.48
Daramalo . . .	-	-	-
Kucha . . . . .	-	-	-
Gofa Zuria . .	-	-	-
Zala . . . . .	-	-	-
Uba Deber Tse	-	-	-
Melekoza . . .	-	-	-
Bench-Maji	-	-	-
Shewa Bench .	-	-	-
Bench . . . . .	-	-	-
Bero . . . . .	-	-	-
Maji . . . . .	-	-	-
Menit Goldiya	-	-	-
Menit Shasha.	-	-	-
Sheko . . . . .	-	-	-
Yem Special Wer	-	-	-
Yem . . . . .	-	-	-
Amaro Special W	-	-	-
Amaro . . . . .	-	-	-
Burji Special W	-	-	-
Burji . . . . .	-	-	-
Konso Special W	-	-	-
Konso . . . . .	-	-	-
Dirashe Special	-	-	-
Dirashe . . . .	-	-	-
Dawro . . . . .	*	*	*
Mareka Wereda	*	*	*
Gena Bosa Wer	-	-	-
Gedo Walcha W	-	-	-
Isara Wereda.	-	-	-
Gorka Bersa W	-	-	-
Basketo Special	-	-	-
Basketo . . . .	-	-	-
Konta Special W	-	-	-
Ela . . . . .	-	-	-

TABLE A - ESTIMATE OF HOLDERS, AREA, PRODUCTION AND YIELD OF  
TEMPORARY CROPS FOR PRIVATE PEASANT HOLDINGS FOR MEHER SEASON URBAN HOLDINGS

NEUG

Geographic Area	Number of Holders	Area	Production
		Hectares	Quintals
(S.N.N.P.R) . . .	*	*	*
Gurage Zone . .	*	*	*
Goru. . . . .	*	*	*
Ezha. . . . .	-	-	-
Kokir Gedebanoo	-	-	-
Sodo. . . . .	*	*	*
Meskanena Mareko	-	-	-
Selti . . . . .	-	-	-
Gumer . . . . .	-	-	-
Cheha . . . . .	-	-	-
Enemorna Ener	-	-	-
Dalocha . . . .	-	-	-
Lanfuro . . . .	-	-	-
Hadiya	-	-	-
Misha . . . . .	-	-	-
Lemo. . . . .	-	-	-
Badawacho . .	-	-	-
Soro. . . . .	-	-	-
Kembata Alaba Tembaro	-	-	-
Omo Sheleko .	-	-	-
Angacha . . . .	-	-	-
Kedida Gamela	-	-	-
Alaba . . . . .	-	-	-
Kacha Bira. . .	-	-	-
Sidama Zone . .	-	-	-
Shebedino . . .	-	-	-
Awasa . . . . .	-	-	-
Arbegona. . . .	-	-	-
Dale. . . . .	-	-	-
Aleta Wendo . .	-	-	-
Dara. . . . .	-	-	-
Hula. . . . .	-	-	-
Bensa . . . . .	-	-	-
Aroresa . . . .	-	-	-
Gedio	-	-	-
Wenago. . . . .	-	-	-
Yirgachefe. . .	-	-	-
kochere . . . .	-	-	-
Bule. . . . .	-	-	-
Wolayita	-	-	-
Sodo Zuria. . .	-	-	-
Boloso Sore . .	-	-	-
Damot Gale. . .	-	-	-
Damot Wayde . .	-	-	-
Kindo Koyssha.	-	-	-
Offa. . . . .	-	-	-
Humbo . . . . .	-	-	-
South Omo Zone.	-	-	-
Selamago. . . .	-	-	-
Bako Gazer. . .	-	-	-
Hamer. . . . .	-	-	-
Kuraz . . . . .	-	-	-

CONTD

Shaka	-	-	-
Masha . . . .	-	-	-
Anderacha . .	-	-	-
Yeki . . . . .	-	-	-
Kaffa	-	-	-
Telo . . . . .	-	-	-
Decha . . . .	-	-	-
Menjiwo . . .	-	-	-
Gimbo . . . .	-	-	-
Gewata . . . .	-	-	-
Chena . . . .	-	-	-
Bitu . . . . .	-	-	-
Gesha Daka . .	-	-	-
Saylem . . . .	-	-	-
Gamo Gofa	-	-	-
Arba Minch Zuria	-	-	-
Boreda . . . .	-	-	-
Mirab Abaya .	-	-	-
Chencha . . .	-	-	-
Kemba . . . .	-	-	-
Bonkie . . . .	-	-	-
Dita . . . . .	-	-	-
Daramalo . . .	-	-	-
Kucha . . . .	-	-	-
Gofa Zuria . .	-	-	-
Zala . . . . .	-	-	-
Uba Deber Tse	-	-	-
Melekoza . . .	-	-	-
Bench-Maji	-	-	-
Shewa Bench .	-	-	-
Bench . . . .	-	-	-
Bero . . . . .	-	-	-
Maji . . . . .	-	-	-
Menit Goldiya	-	-	-
Menit Shasha.	-	-	-
Sheko . . . .	-	-	-
Yem Special Wer	-	-	-
Yem . . . . .	-	-	-
Amaro Special W	-	-	-
Amaro . . . .	-	-	-
Burji Special W	-	-	-
Burji . . . .	-	-	-
Konso Special W	-	-	-
Konso . . . .	-	-	-
Dirashe Special	-	-	-
Dirashe . . . .	-	-	-
Dawro . . . . .	-	-	-
Mareka Wereda	-	-	-
Gena Bosa Wer	-	-	-
Gedo Walcha W	-	-	-
Isara Wereda.	-	-	-
Gorka Bersa W	-	-	-
Basketo Special	-	-	-
Basketo . . . .	-	-	-
Konta Special W	-	-	-
Ela . . . . .	-	-	-

TABLE B - ESTIMATE OF HOLDERS, AREA, PRODUCTION AND YIELD OF TEMPORARY CROPS FOR PRIVATE PEASANT HOLDINGS FOR MEHER SEASON URBAN HOLDINGS LINE SEED

Geographic Area	Number of	Area	Production
	Holders	Hectares	Quintals
(S.N.N.P.R) . . .	53	4.24	7.31
Gurage Zone . .	-	-	-
Goru . . . . .	-	-	-
Ezha . . . . .	-	-	-
Kokir Gedebano	-	-	-
Sodo . . . . .	-	-	-
Meskanena Mareko	-	-	-
Selti . . . . .	-	-	-
Gumer . . . . .	-	-	-
Cheha . . . . .	-	-	-
Enemorna Ener	-	-	-
Dalocha . . . .	-	-	-
Lanfuro . . . .	-	-	-
Hadiya	*	*	*
Misha . . . . .	*	*	*
Lemo . . . . .	-	-	-
Badawacho . .	-	-	-
Soro . . . . .	*	*	*
Kembata Alaba Tembaro	-	-	-
Omo Sheleko .	-	-	-
Angacha . . . .	-	-	-
Kedida Gamela	-	-	-
Alaba . . . . .	-	-	-
Kacha Bira . .	-	-	-
Sidama Zone . .	-	-	-
Shebedino . .	-	-	-
Awasa . . . . .	-	-	-
Arbegona . . .	-	-	-
Dale . . . . .	-	-	-
Aleta Wendo .	-	-	-
Dara . . . . .	-	-	-
Hula . . . . .	-	-	-
Bensa . . . . .	-	-	-
Aroresa . . . .	-	-	-
Gedio	-	-	-
Wenago . . . .	-	-	-
Yirgachefe . .	-	-	-
kochere . . . .	-	-	-
Bule . . . . .	-	-	-
Wolayita	*	*	*
Sodo Zuria . .	*	*	*
Boloso Sore .	-	-	-
Damot Gale . .	*	*	*
Damot Wayde .	-	-	-
Kindo Koyssha.	-	-	-
Offa . . . . .	-	-	-
Humbo . . . . .	-	-	-
South Omo Zone.	-	-	-
Selamago . . .	-	-	-
Bako Gazer . .	-	-	-
Hamer . . . . .	-	-	-
Kuraz . . . . .	-	-	-

CONTD

Shaka	-	-	-
Masha . . . .	-	-	-
Anderacha . .	-	-	-
Yeki . . . .	-	-	-
Kaffa	*	*	*
Telo . . . .	-	-	-
Decha . . . .	-	-	-
Menjiwo . . .	-	-	-
Gimbo . . . .	-	-	-
Gewata . . . .	-	-	-
Chena . . . .	*	*	*
Bitu . . . .	-	-	-
Gesha Daka . .	-	-	-
Saylem . . . .	-	-	-
Gamo Gofa	2	0.18	0.48
Arba Minch Zuria	-	-	-
Boreda . . . .	-	-	-
Mirab Abaya . .	-	-	-
Chencha . . . .	-	-	-
Kemba . . . .	-	-	-
Bonkie . . . .	-	-	-
Dita . . . .	2	0.18	0.48
Daramalo . . .	-	-	-
Kucha . . . .	-	-	-
Gofa Zuria . .	-	-	-
Zala . . . .	-	-	-
Uba Deber Tse	-	-	-
Melekoza . . .	-	-	-
Bench-Maji	-	-	-
Shewa Bench .	-	-	-
Bench . . . .	-	-	-
Bero . . . .	-	-	-
Maji . . . .	-	-	-
Menit Goldiya	-	-	-
Menit Shasha.	-	-	-
Sheko . . . .	-	-	-
Yem Special Wer	-	-	-
Yem . . . .	-	-	-
Amaro Special W	-	-	-
Amaro . . . .	-	-	-
Burji Special W	-	-	-
Burji . . . .	-	-	-
Konso Special W	-	-	-
Konso . . . .	-	-	-
Dirashe Special	-	-	-
Dirashe . . . .	-	-	-
Dawro . . . .	*	*	*
Mareka Wereda	*	*	*
Gena Bosa Wer	-	-	-
Gedo Walcha W	-	-	-
Isara Wereda.	-	-	-
Gorka Bersa W	-	-	-
Basketo Special	-	-	-
Basketo . . . .	-	-	-
Konta Special W	-	-	-
Ela . . . .	-	-	-

TABLE C - ESTIMATE OF HOLDERS, AREA, PRODUCTION AND YIELD OF  
 TEMPORARY CROPS FOR PRIVATE PEASANT HOLDINGS FOR MEHER SEASON URBAN HOLDINGS  
 GROUND NUTS

Geographic Area	Number of Holders	Area	Production
		Hectares	Quintals
(S.N.N.P.R) . . .	*	*	*
Gurage Zone . .	-	-	-
Goru. . . . .	-	-	-
Ezha. . . . .	-	-	-
Kokir Gedebano	-	-	-
Sodo. . . . .	-	-	-
Meskanena Mareko	-	-	-
Selti . . . . .	-	-	-
Gumer . . . . .	-	-	-
Cheha . . . . .	-	-	-
Enemorna Ener	-	-	-
Dalocha . . . .	-	-	-
Lanfuro . . . .	-	-	-
Hadiya . . . . .	-	-	-
Misha . . . . .	-	-	-
Lemo. . . . .	-	-	-
Badawacho . .	-	-	-
Soro. . . . .	-	-	-
Kembata Alaba Tembaro	-	-	-
Omo Sheleko . .	-	-	-
Angacha . . . .	-	-	-
Kedida Gamela	-	-	-
Alaba . . . . .	-	-	-
Kacha Bira. . .	-	-	-
Sidama Zone . .	*	*	*
Shebedino . . .	-	-	-
Awasa . . . . .	-	-	-
Arbegona. . . .	-	-	-
Dale. . . . .	-	-	-
Aleta Wendo . .	-	-	-
Dara. . . . .	*	*	*
Hula. . . . .	-	-	-
Bensa . . . . .	-	-	-
Aroresa . . . .	-	-	-
Gedio . . . . .	-	-	-
Wenago. . . . .	-	-	-
Yirgachefe. . .	-	-	-
kochere . . . .	-	-	-
Bule. . . . .	-	-	-
Wolayita . . . .	-	-	-
Sodo Zuria. . .	-	-	-
Boloso Sore . .	-	-	-
Damot Gale. . .	-	-	-
Damot Wayde . .	-	-	-
Kindo Koysha. .	-	-	-
Offa. . . . .	-	-	-
Humbo . . . . .	-	-	-
South Omo Zone.	-	-	-
Selamago. . . .	-	-	-
Bako Gazer. . .	-	-	-
Hamer. . . . .	-	-	-
Kuraz . . . . .	-	-	-

CONTD

Shaka	-	-	-
Masha . . . .	-	-	-
Anderacha . .	-	-	-
Yeki. . . . .	-	-	-
Kaffa	-	-	-
Telo. . . . .	-	-	-
Decha . . . .	-	-	-
Menjiwo . . .	-	-	-
Gimbo . . . .	-	-	-
Gewata. . . .	-	-	-
Chena . . . .	-	-	-
Bitu. . . . .	-	-	-
Gesha Daka . .	-	-	-
Saylem. . . .	-	-	-
Gamo Gofa	-	-	-
Arba Minch Zuria	-	-	-
Boreda. . . .	-	-	-
Mirab Abaya .	-	-	-
Chencha . . .	-	-	-
Kemba . . . .	-	-	-
Bonkie. . . .	-	-	-
Dita. . . . .	-	-	-
Daramalo. . .	-	-	-
Kucha . . . .	-	-	-
Gofa Zuria . .	-	-	-
Zala. . . . .	-	-	-
Uba Deber Tse	-	-	-
Melekoza. . .	-	-	-
Bench-Maji	-	-	-
Shewa Bench .	-	-	-
Bench . . . .	-	-	-
Bero. . . . .	-	-	-
Maji. . . . .	-	-	-
Menit Goldiya	-	-	-
Menit Shasha.	-	-	-
Sheko . . . .	-	-	-
Yem Special Wer	-	-	-
Yem . . . . .	-	-	-
Amaro Special W	-	-	-
Amaro . . . .	-	-	-
Burji Special W	-	-	-
Burji . . . .	-	-	-
Konso Special W	-	-	-
Konso . . . .	-	-	-
Dirashe Special	-	-	-
Dirashe . . .	-	-	-
Dawro . . . .	-	-	-
Mareka Wereda	-	-	-
Gena Bosa Wer	-	-	-
Gedo Walcha W	-	-	-
Isara Wereda.	-	-	-
Gorka Bersa W	-	-	-
Basketo Special	-	-	-
Basketo . . .	-	-	-
Konta Special W	-	-	-
Ela . . . . .	-	-	-

TABLE D - ESTIMATE OF HOLDERS, AREA, PRODUCTION AND YIELD OF TEMPORARY CROPS FOR PRIVATE PEASANT HOLDINGS FOR MEHER SEASON URBAN HOLDINGS RAPE SEED

Geographic Area	Number of Holders	Area	Production
		Hectares	Quintals
(S.N.N.P.R) . . .	10	*	-
Gurage Zone . .	-	-	-
Goru . . . . .	-	-	-
Ezha . . . . .	-	-	-
Kokir Gedebano	-	-	-
Sodo . . . . .	-	-	-
Meskanena Mareko	-	-	-
Selti . . . . .	-	-	-
Gumer . . . . .	-	-	-
Cheha . . . . .	-	-	-
Enemorna Ener	-	-	-
Dalocha . . . .	-	-	-
Lanfuro . . . .	-	-	-
Hadiya	*	*	-
Misha . . . . .	*	*	-
Lemo . . . . .	-	-	-
Badawacho . .	-	-	-
Soro . . . . .	-	-	-
Kembata Alaba Tembaro	-	-	-
Omo Sheleko .	-	-	-
Angacha . . . .	-	-	-
Kedida Gamela	-	-	-
Alaba . . . . .	-	-	-
Kacha Bira . .	-	-	-
Sidama Zone . .	-	-	-
Shebedino . . .	-	-	-
Awasa . . . . .	-	-	-
Arbegona . . . .	-	-	-
Dale . . . . .	-	-	-
Aleta Wendo . .	-	-	-
Dara . . . . .	-	-	-
Hula . . . . .	-	-	-
Bensa . . . . .	-	-	-
Aroresa . . . . .	-	-	-
Gedio	-	-	-
Wenago . . . . .	-	-	-
Yirgachefe . . .	-	-	-
kochere . . . . .	-	-	-
Bule . . . . .	-	-	-
Wolayita	-	-	-
Sodo Zuria . . .	-	-	-
Boloso Sore . .	-	-	-
Damot Gale . . .	-	-	-
Damot Wayde . .	-	-	-
Kindo Koysha .	-	-	-
Offa . . . . .	-	-	-
Humbo . . . . .	-	-	-
South Omo Zone.	-	-	-
Selamago . . . .	-	-	-
Bako Gazer . . .	-	-	-
Hamer . . . . .	-	-	-
Kuraz . . . . .	-	-	-

CONTD

Shaka	-	-	-
Masha . . . .	-	-	-
Anderacha . .	-	-	-
Yeki . . . . .	-	-	-
Kaffa	•	•	-
Telo . . . . .	-	-	-
Decha . . . . .	-	-	-
Menjiwo . . .	-	-	-
Gimbo . . . . .	•	•	-
Gewata . . . .	-	-	-
Chena . . . . .	-	-	-
Bitu . . . . .	-	-	-
Gesha Daka . .	-	-	-
Saylem . . . .	-	-	-
Gamo Gofa	-	-	-
Arba Minch Zuria	-	-	-
Boreda . . . .	-	-	-
Mirab Abaya .	-	-	-
Chencha . . . .	-	-	-
Kemba . . . . .	-	-	-
Bonkie . . . . .	-	-	-
Dita . . . . .	-	-	-
Daramalo . . .	-	-	-
Kucha . . . . .	-	-	-
Gofa Zuria . .	-	-	-
Zala . . . . .	-	-	-
Uba Deber Tse	-	-	-
Melekoza . . .	-	-	-
Bench-Maji	-	-	-
Shewa Bench .	-	-	-
Bench . . . . .	-	-	-
Bero . . . . .	-	-	-
Maji . . . . .	-	-	-
Menit Goldiya	-	-	-
Menit Shasha.	-	-	-
Sheko . . . . .	-	-	-
Yem Special Wer	-	-	-
Yem . . . . .	-	-	-
Amaro Special W	-	-	-
Amaro . . . . .	-	-	-
Burji Special W	-	-	-
Burji . . . . .	-	-	-
Konso Special W	-	-	-
Konso . . . . .	-	-	-
Dirashe Special	-	-	-
Dirashe . . . .	-	-	-
Dawro . . . . .	-	-	-
Mareka Wereda	-	-	-
Gena Bosa Wer	-	-	-
Gedo Walcha W	-	-	-
Isara Wereda.	-	-	-
Gorka Bersa W	-	-	-
Basketo Special	-	-	-
Basketo . . . .	-	-	-
Konta Special W	-	-	-
Ela . . . . .	-	-	-

TABLE 5.6.3 - ESTIMATE OF HOLDERS, AREA, PRODUCTION AND YIELD OF TEMPORARY CROPS FOR PRIVATE PEASANT HOLDINGS FOR MEHER SEASON URBAN HOLDINGS VEGETABLES

Geographic Area	Number of Holders	Area	Production
		Hectares	Quintals
(S.N.N.P.R) . . .	8508	578.65	13990.91
Gurage Zone . .	1851	273.8	5019.05
Goru. . . . .	16	2.82	*
Ezha. . . . .	-	-	-
Kokir Gedebano	8	0.03	0.15
Sodo. . . . .	54	0.33	21.11
Meskanena Mareko	1234	212.12	4391.88
Selti . . . . .	30	1.88	*
Gumer . . . . .	244	25.3	36.49
Cheha . . . . .	18	0.05	1.23
Enemorna Ener	47	0.2	*
Dalocha . . . .	52	3.04	90.14
Lanfuro . . . .	148	28.03	405.68
Hadiya	2574	47.46	2630.59
Misha . . . . .	491	5.76	528.42
Lemo. . . . .	1644	35.74	1693.13
Badawacho . .	219	2.8	156.68
Soro. . . . .	220	3.16	*
Kembata Alaba Tembaro	1036	32.1	1068.17
Omo Sheleko . .	32	*	4.27
Angacha . . . .	590	6.39	*
Kedida Gamela	279	2.47	237.41
Alaba . . . . .	124	20.97	196.84
Kacha Bira. . .	*	*	*
Sidama Zone . .	519	*	323.47
Shebedino . . .	45	0.54	24.36
Awasa . . . . .	*	*	*
Arbegona. . . .	91	1.18	77.4
Dale. . . . .	228	4.82	73.55
Aleta Wendo . .	14	0.23	*
Dara. . . . .	*	0.05	*
Hula. . . . .	93	2.27	93.07
Bensa . . . . .	21	*	27.51
Aroresa . . . .	*	*	*
Gedio	248	5.22	368.21
Wenago. . . . .	-	-	-
Yirgachefe. . .	6	0.15	9.63
kochere . . . .	176	1.94	62.5
Bule. . . . .	66	3.13	296.09
Wolayita	171	*	69.1
Sodo Zuria. . .	97	0.49	44.73
Boloso Sore . .	50	*	5.2
Damot Gale. . .	*	*	*
Damot Wayde . .	-	-	-
Kindo Koysa. .	-	-	-
Offa. . . . .	-	-	-
Humbo . . . . .	*	*	*
South Omo Zone.	10	*	*
Selamago. . . .	-	-	-
Bako Gazer. . .	10	*	*
Hamer. . . . .	-	-	-
Kuraz . . . . .	-	-	-

CONTD

Shaka	144	3.24	248.14
Masha . . . .	82	0.38	*
Anderacha . .	57	*	130.14
Yeki . . . .	*	*	*
Kaffa	1377	82.31	3879.78
Telo . . . .	168	0.99	*
Decha . . . .	144	1.15	100.4
Menjiwo . . .	-	-	-
Gimbo . . . .	518	9.67	530.16
Gewata . . . .	2	0.02	0.37
Chena . . . .	301	54.14	*
Bitu . . . .	-	-	-
Gesha Daka . .	47	0.38	15.51
Saylem . . . .	196	15.96	36.69
Gamo Gofa	134	4.81	122.82
Arba Minch Zuria	*	-	*
Boreda . . . .	*	*	*
Mirab Abaya .	-	-	-
Chencha . . .	101	2.34	109.53
Kemba . . . .	-	-	-
Bonkie . . . .	8	*	*
Dita . . . .	2	-	4.28
Daramalo . . .	-	-	-
Kucha . . . .	-	-	-
Gofa Zuria . .	*	*	*
Zala . . . .	-	-	-
Uba Deber Tse	-	-	-
Melekoza . . .	*	*	*
Bench-Maji	183	3.21	114.79
Shewa Bench .	62	1.05	58.74
Bench . . . .	32	*	14.61
Bero . . . .	-	-	-
Maji . . . .	13	0.16	12.1
Menit Goldiya	72	0.78	*
Menit Shasha.	-	-	-
Sheko . . . .	*	*	*
Yem Special Wer	-	-	-
Yem . . . .	-	-	-
Amaro Special W	-	-	-
Amaro . . . .	-	-	-
Burji Special W	-	-	-
Burji . . . .	-	-	-
Konso Special W	-	-	-
Konso . . . .	-	-	-
Dirashe Special	66	2.12	24.39
Dirashe . . . .	66	2.12	24.39
Dawro . . . .	187	3.04	103.36
Mareka Wereda	46	0.79	17.52
Gena Bosa Wer	-	-	-
Gedo Walcha W	11	0.03	2.24
Isara Wereda.	91	1.74	77.87
Gorka Bersa W	39	0.47	5.73
Basketo Special	-	-	-
Basketo . . . .	-	-	-
Konta Special W	*	*	*
Ela . . . .	*	*	*

TABLE A - ESTIMATE OF HOLDERS, AREA, PRODUCTION AND YIELD OF TEMPORARY CROPS FOR PRIVATE PEASANT HOLDINGS FOR MEHER SEASON URBAN HOLDINGS HEAD CABBAGE

Geographic Area	Number of Holders	Area	Production
		Hectares	Quintals
(S.N.N.P.R) . . .	4796	0.01	*
Gurage Zone . .	*	*	*
Goru . . . . .	-	-	-
Ezha . . . . .	-	-	-
Kokir Gedebano	-	-	-
Sodo . . . . .	*	*	*
Meskanena Mareko	-	-	-
Selti . . . . .	-	-	-
Gumer . . . . .	-	-	-
Cheha . . . . .	-	-	-
Enemorna Ener	-	-	-
Dalocha . . . .	-	-	-
Lanfuro . . . .	-	-	-
Hadiya . . . . .	*	*	*
Misha . . . . .	-	-	-
Lemo . . . . .	*	*	*
Badawacho . .	-	-	-
Soro . . . . .	-	-	-
Kembata Alaba Tembaro	*	*	*
Omo Sheleko . .	-	-	-
Angacha . . . .	*	*	*
Kedida Gamela	-	-	-
Alaba . . . . .	-	-	-
Kacha Bira . . .	-	-	-
Sidama Zone . .	*	*	*
Shebedino . . .	-	-	-
Awasa . . . . .	-	-	-
Arbegona . . . .	-	-	-
Dale . . . . .	*	*	*
Aleta Wendo . .	-	-	-
Dara . . . . .	-	-	-
Hula . . . . .	-	-	-
Bensa . . . . .	-	-	-
Aroresa . . . . .	-	-	-
Gedio . . . . .	-	-	-
Wenago . . . . .	-	-	-
Yirgachefe . . .	-	-	-
kochere . . . . .	-	-	-
Bule . . . . .	-	-	-
Wolayita . . . .	-	-	-
Sodo Zuria . . .	-	-	-
Boloso Sore . . .	-	-	-
Damot Gale . . .	-	-	-
Damot Wayde . .	-	-	-
Kindo Koysha . .	-	-	-
Offa . . . . .	-	-	-
Humbo . . . . .	-	-	-
South Omo Zone .	-	-	-
Selamago . . . .	-	-	-
Bako Gazer . . .	-	-	-
Hamer . . . . .	-	-	-
Kuraz . . . . .	-	-	-

CONTD

Shaka	-	-	-
Masha . . . .	-	-	-
Anderacha . .	-	-	-
Yeki . . . . .	-	-	-
Kaffa	*	*	*
Telo . . . . .	-	-	-
Decha . . . .	-	-	-
Menjiwo . . .	-	-	-
Gimbo . . . .	*	*	*
Gewata . . . .	-	-	-
Chena . . . .	*	*	*
Bitu . . . . .	-	-	-
Gesha Daka . .	-	-	-
Saylem . . . .	-	-	-
Gamo Gofa	1443	*	*
Arba Minch Zuria	-	-	-
Boreda . . . .	*	*	*
Mirab Abaya .	-	-	-
Chencha . . .	*	*	*
Kemba . . . .	-	-	-
Bonkie . . . .	-	-	-
Dita . . . . .	-	-	-
Daramalo . . .	-	-	-
Kucha . . . .	-	-	-
Gofa Zuria . .	-	-	-
Zala . . . . .	-	-	-
Uba Deber Tse	-	-	-
Melekoza . . .	-	-	-
Bench-Maji	*	*	*
Shewa Bench .	-	-	-
Bench . . . . .	-	-	-
Bero . . . . .	-	-	-
Maji . . . . .	-	-	-
Menit Goldiya	-	-	-
Menit Shasha.	-	-	-
Sheko . . . .	*	*	*
Yem Special Wer	-	-	-
Yem . . . . .	-	-	-
Amaro Special W	-	-	-
Amaro . . . . .	-	-	-
Burji Special W	-	-	-
Burji . . . . .	-	-	-
Konso Special W	-	-	-
Konso . . . . .	-	-	-
Dirashe Special	*	*	*
Dirashe . . . .	*	*	*
Dawro . . . . .	-	-	-
Mareka Wereda	-	-	-
Gena Bosa Wer	-	-	-
Gedo Walcha W	-	-	-
Isara Wereda.	-	-	-
Gorka Bersa W	-	-	-
Basketo Special	-	-	-
Basketo . . . .	-	-	-
Konta Special W	-	-	-
Ela . . . . .	-	-	-

TABLE B - ESTIMATE OF HOLDERS, AREA, PRODUCTION AND YIELD OF TEMPORARY CROPS FOR PRIVATE PEASANT HOLDINGS FOR MEHER SEASON URBAN HOLDINGS ETHIOPIAN CABBAGE

Geographic Area	Number of Holders	Area	Production
		Hectares	Quintals
(S.N.N.P.R) . . .	7089	288.6	5741.16
Gurage Zone . .	940	33.89	700.16
Goru . . . . .	10	0.02	*
Ezha . . . . .	-	-	-
Kokir Gedebano	8	0.03	0.15
Sodo . . . . .	49	0.27	21
Meskanena Mareko	508	6.68	564.5
Selti . . . . .	13	*	*
Gumer . . . . .	244	25.3	36.49
Cheha . . . . .	12	0.05	0.77
Enemorna Ener	47	0.2	*
Dalocha . . . .	41	1.02	58.48
Lanfuro . . . .	*	*	*
Hadiya	2370	29.19	2254.41
Misha . . . . .	487	5.7	526.46
Lemo . . . . .	1471	18.1	1323.42
Badawacho . .	204	2.34	152.21
Soro . . . . .	209	3.05	*
Kembata Alaba Tembaro	925	11.43	*
Omo Sheleko .	26	*	4.21
Angacha . . . .	590	6.33	*
Kedida Gamela	279	2.47	237.41
Alaba . . . . .	19	0.43	32.13
Kacha Bira . .	*	*	*
Sidama Zone . .	483	*	296.76
Shebedino . . .	32	0.33	7.19
Awasa . . . . .	-	-	-
Arbegona . . .	91	1.18	77.4
Dale . . . . .	222	4.72	73.36
Aleta Wendo .	14	0.23	*
Dara . . . . .	*	*	*
Hula . . . . .	93	2.26	93.02
Bensa . . . . .	21	*	27.51
Aroresa . . . .	*	*	*
Gedio	248	5.22	368.21
Wenago . . . .	-	-	-
Yirgachefe . .	6	0.15	9.63
kochere . . . .	176	1.94	62.5
Bule . . . . .	66	3.13	296.09
Wolayita	150	*	54.62
Sodo Zuria . .	89	0.46	43.89
Boloso Sore . .	50	*	5.2
Damot Gale . .	*	*	*
Damot Wayde .	-	-	-
Kindo Koysha.	-	-	-
Offa . . . . .	-	-	-
Humbo . . . . .	-	-	-
South Omo Zone.	*	*	*
Selamago . . .	-	-	-
Bako Gazer . .	*	*	*
Hamer . . . . .	-	-	-
Kuraz . . . . .	-	-	-

CONTD

Shaka	136	1.98	110.02
Masha . . . .	79	0.26	24.99
Anderacha . .	57	*	85.03
Yeki . . . . .	-	-	-
Kaffa	1297	74.58	712.23
Telo . . . . .	157	0.92	55.55
Decha . . . .	144	1.15	100.4
Menjiwo . . . .	-	-	-
Gimbo . . . . .	455	3.25	297.54
Gewata . . . .	2	0.02	0.37
Chena . . . . .	295	52.9	206.17
Bitu . . . . .	-	-	-
Gesha Daka . .	47	0.38	15.51
Saylem . . . . .	196	15.96	36.69
Gamo Gofa	118	4.47	111.55
Arba Minch Zuria	*	-	*
Boreda . . . .	-	-	-
Mirab Abaya . .	-	-	-
Chencha . . . .	86	2.03	101.78
Kemba . . . . .	-	-	-
Bonkie . . . . .	8	*	*
Dita . . . . .	2	-	4.28
Daramalo . . .	-	-	-
Kucha . . . . .	-	-	-
Gofa Zuria . .	*	-	*
Zala . . . . .	-	-	-
Uba Deber Tse	-	-	-
Melekoza . . .	*	*	*
Bench-Maji	169	2.65	108.62
Shewa Bench .	62	0.97	57.3
Bench . . . . .	27	*	14.56
Bero . . . . .	-	-	-
Maji . . . . .	13	0.16	12.1
Menit Goldiya	67	0.42	*
Menit Shasha.	-	-	-
Sheko . . . . .	-	-	-
Yem Special Wer	-	-	-
Yem . . . . .	-	-	-
Amaro Special W	-	-	-
Amaro . . . . .	-	-	-
Burji Special W	-	-	-
Burji . . . . .	-	-	-
Konso Special W	-	-	-
Konso . . . . .	-	-	-
Dirashe Special	63	2.11	15.3
Dirashe . . . .	63	2.11	15.3
Dawro . . . . .	178	2.86	101.06
Mareka Wereda	36	*	15.24
Gena Bosa Wer	-	-	-
Gedo Walcha W	11	0.03	2.24
Isara Wereda.	91	1.74	77.87
Gorka Bersa W	39	0.46	5.71
Basketo Special	-	-	-
Basketo . . . .	-	-	-
Konta Special W	*	*	*
Ela . . . . .	*	*	*

TABLE C - ESTIMATE OF HOLDERS, AREA, PRODUCTION AND YIELD OF  
 TEMPORARY CROPS FOR PRIVATE PEASANT HOLDINGS FOR MEHER SEASON URBAN HOLDINGS  
 TOMATOES

Geographic Area	Number of Holders	Area	Production
		Hectares	Quintals
(S.N.N.P.R) . . .	247	3.3	319.99
Gurage Zone . .	16	*	0.64
Goru . . . . .	-	-	-
Ezha . . . . .	-	-	-
Kokir Gedebano	-	-	-
Sodo . . . . .	*	*	-
Meskanena Mareko	-	-	-
Selti . . . . .	*	*	-
Gumer . . . . .	-	-	-
Cheha . . . . .	9	*	*
Enemorna Ener	*	*	*
Dalocha . . . .	-	-	-
Lanfuro . . . .	-	-	-
Hadiya	199	2.88	227.49
Misha . . . . .	-	-	-
Lemo . . . . .	192	2.85	227.49
Badawacho . . .	-	-	-
Soro . . . . .	*	*	-
Kembata Alaba Tembaro	*	*	-
Omo Sheleko . .	*	*	-
Angacha . . . .	-	-	-
Kedida Gamela	-	-	-
Alaba . . . . .	-	-	-
Kacha Bira . . .	-	-	-
Sidama Zone . .	-	-	-
Shebedino . . .	-	-	-
Awasa . . . . .	-	-	-
Arbegona . . . .	-	-	-
Dale . . . . .	-	-	-
Aleta Wendo	-	-	-
Dara . . . . .	-	-	-
Hula . . . . .	-	-	-
Bensa . . . . .	-	-	-
Aroresa . . . . .	-	-	-
Gedio	-	-	-
Wenago . . . . .	-	-	-
Yirgachefe . . .	-	-	-
kochere . . . . .	-	-	-
Bule . . . . .	-	-	-
Wolayita	1	-	0.01
Sodo Zuria . . .	1	-	0.01
Boloso Sore . . .	-	-	-
Damot Gale . . .	-	-	-
Damot Wayde . .	-	-	-
Kindo Koysha . .	-	-	-
Offa . . . . .	-	-	-
Humbo . . . . .	-	-	-
South Omo Zone .	*	*	*
Selamago . . . .	-	-	-
Bako Gazer . . .	*	*	*
Hamer . . . . .	-	-	-
Kuraz . . . . .	-	-	-

CONTD

Shaka	7	*	*
Masha . . . .	7	*	*
Anderacha . .	-	-	-
Yeki . . . . .	-	-	-
Kaffa	*	*	1.87
Telo . . . . .	*	*	*
Decha . . . . .	-	-	-
Menjiwo . . .	-	-	-
Gimbo . . . .	4	-	1.81
Gewata . . . .	-	-	-
Chena . . . . .	-	-	-
Bitu . . . . .	-	-	-
Gesha Daka . .	-	-	-
Saylem . . . .	-	-	-
Gamo Gofa	-	-	-
Arba Minch Zuria	-	-	-
Boreda . . . .	-	-	-
Mirab Abaya .	-	-	-
Chencha . . . .	-	-	-
Kemba . . . . .	-	-	-
Bonkie . . . . .	-	-	-
Dita . . . . .	-	-	-
Daramalo . . .	-	-	-
Kucha . . . . .	-	-	-
Gofa Zuria . .	-	-	-
Zala . . . . .	-	-	-
Uba Deber Tse	-	-	-
Melekoza . . .	-	-	-
Bench-Maji	*	*	-
Shewa Bench .	-	-	-
Bench . . . . .	*	*	-
Bero . . . . .	-	-	-
Maji . . . . .	-	-	-
Menit Goldiya	-	-	-
Menit Shasha.	-	-	-
Sheko . . . . .	-	-	-
Yem Special Wer	-	-	-
Yem . . . . .	-	-	-
Amaro Special W	-	-	-
Amaro . . . . .	-	-	-
Burji Special W	-	-	-
Burji . . . . .	-	-	-
Konso Special W	-	-	-
Konso . . . . .	-	-	-
Dirashe Special	-	-	-
Dirashe . . . .	-	-	-
Dawro . . . . .	-	-	-
Mareka Wereda	-	-	-
Gena Bosa Wer	-	-	-
Gedo Walcha W	-	-	-
Isara Wereda.	-	-	-
Gorka Bersa W	-	-	-
Basketo Special	-	-	-
Basketo . . . .	-	-	-
Konta Special W	*	*	*
Ela . . . . .	*	*	*

TABLE D - ESTIMATE OF HOLDERS, AREA, PRODUCTION AND YIELD OF  
 TEMPORARY CROPS FOR PRIVATE PEASANT HOLDINGS FOR MEHER SEASON URBAN HOLDINGS  
 GREEN PEPPERS

Geographic Area	Number of Holders	Area	Production
		Hectares	Quintals
(S.N.N.P.R) . . .	17825	0.05	*
Gurage Zone . .	*	*	*
Goru . . . . .	-	-	-
Ezha . . . . .	-	-	-
Kokir Gedebano	-	-	-
Sodo . . . . .	-	-	-
Meskanena Mareko	*	*	*
Selti . . . . .	-	-	-
Gumer . . . . .	-	-	-
Cheha . . . . .	-	-	-
Enemorna Ener	*	*	*
Dalocha . . . .	*	*	-
Lanfuro . . . .	-	-	-
Hadiya	2395	*	*
Misha . . . . .	*	*	-
Lemo . . . . .	*	*	*
Badawacho . .	-	-	-
Soro . . . . .	-	-	-
Kembata Alaba Tembaro	-	-	-
Omo Sheleko .	-	-	-
Angacha . . . .	-	-	-
Kedida Gamela	-	-	-
Alaba . . . . .	-	-	-
Kacha Bira . .	-	-	-
Sidama Zone . .	2585	*	18.12
Shebedino . . .	1862	*	17.17
Awasa . . . . .	-	-	-
Arbegona . . . .	-	-	-
Dale . . . . .	270	*	0.04
Aleta Wendo .	-	-	-
Dara . . . . .	*	*	*
Hula . . . . .	-	-	-
Bensa . . . . .	-	-	-
Aroresa . . . .	-	-	-
Gedio	-	-	-
Wenago . . . . .	-	-	-
Yirgachefe . . .	-	-	-
kochere . . . .	-	-	-
Bule . . . . .	-	-	-
Wolayita	2248	*	*
Sodo Zuria . . .	941	*	*
Boloso Sore . .	-	-	-
Damot Gale . . .	*	*	*
Damot Wayde . .	-	-	-
Kindo Koyssha.	-	-	-
Offa . . . . .	-	-	-
Humbo . . . . .	*	*	*
South Omo Zone.	*	*	*
Selamago . . . .	-	-	-
Bako Gazer . . .	*	*	*
Hamer . . . . .	-	-	-
Kuraz . . . . .	-	-	-

CONTD

Shaka	1293	*	45.83
Masha . . . .	400	*	*
Anderacha . .	893	*	*
Yeki . . . .	-	-	-
Kaffa	3485	*	*
Telo . . . .	*	*	*
Decha . . . .	-	-	-
Menjiwo . . .	-	-	-
Gimbo . . . .	1945	*	133.09
Gewata . . . .	-	-	-
Chena . . . .	1020	*	*
Bitu . . . .	-	-	-
Gesha Daka . .	-	-	-
Saylem . . . .	-	-	-
Gamo Gofa	840	*	*
Arba Minch Zuria	-	-	-
Boreda . . . .	-	-	-
Mirab Abaya .	-	-	-
Chencha . . . .	*	*	*
Kemba . . . .	-	-	-
Bonkie . . . .	-	-	-
Dita . . . .	-	-	-
Daramalo . . .	-	-	-
Kucha . . . .	-	-	-
Gofa Zuria . .	*	*	*
Zala . . . .	-	-	-
Uba Deber Tse	-	-	-
Melekoza . . .	-	-	-
Bench-Maji	2852	*	*
Shewa Bench .	*	*	*
Bench . . . .	*	*	*
Bero . . . .	-	-	-
Maji . . . .	-	-	-
Menit Goldiya	*	*	-
Menit Shasha.	-	-	-
Sheko . . . .	*	*	*
Yem Special Wer	-	-	-
Yem . . . .	-	-	-
Amaro Special W	-	-	-
Amaro . . . .	-	-	-
Burji Special W	-	-	-
Burji . . . .	-	-	-
Konso Special W	-	-	-
Konso . . . .	-	-	-
Dirashe Special	-	-	-
Dirashe . . . .	-	-	-
Dawro . . . .	924	*	0.53
Mareka Wereda	687	*	*
Gena Bosa Wer	-	-	-
Gedo Walcha W	-	-	-
Isara Wereda.	-	-	-
Gorka Bersa W	*	*	*
Basketo Special	-	-	-
Basketo . . . .	-	-	-
Konta Special W	-	-	-
Ela . . . .	-	-	-

TABLE E - ESTIMATE OF HOLDERS, AREA, PRODUCTION AND YIELD OF TEMPORARY CROPS FOR PRIVATE PEASANT HOLDINGS FOR MEHER SEASON URBAN HOLDINGS RED PEPPERS

Geographic Area	Number of Holders	Area	Production
		Hectares	Quintals
(S.N.N.P.R) . . .	1506	280.94	4636.61
Gurage Zone . .	1173	238.24	4317.73
Goru . . . . .	*	*	*
Ezha . . . . .	-	-	-
Kokir Gedebano	-	-	-
Sodo . . . . .	*	*	*
Meskanena Mareko	994	203.84	3827.08
Selti . . . . .	15	1.81	*
Gumer . . . . .	-	-	-
Cheha . . . . .	-	-	-
Enemorna Ener	-	-	-
Dalocha . . . .	12	2.01	*
Lanfuro . . . .	145	27.77	402.74
Hadiya	118	14.05	*
Misha . . . . .	-	-	-
Lemo . . . . .	98	13.5	*
Badawacho . .	*	*	*
Soro . . . . .	*	*	*
Kembata Alaba Tembaro	118	20.58	164.77
Omo Sheleko .	*	*	*
Angacha . . . .	-	-	-
Kedida Gamela	-	-	-
Alaba . . . . .	112	20.55	164.71
Kacha Bira . .	-	-	-
Sidama Zone . .	*	*	*
Shebedino . . .	-	-	-
Awasa . . . . .	*	*	*
Arbegona . . . .	-	-	-
Dale . . . . .	*	*	*
Aleta Wendo . .	-	-	-
Dara . . . . .	-	-	-
Hula . . . . .	*	*	*
Bensa . . . . .	-	-	-
Aroresa . . . .	-	-	-
Gedio	-	-	-
Wenago . . . . .	-	-	-
Yirgachefe . . .	-	-	-
kochere . . . . .	-	-	-
Bule . . . . .	-	-	-
Wolayita	*	*	*
Sodo Zuria . . .	*	*	*
Boloso Sore . .	-	-	-
Damot Gale . . .	-	-	-
Damot Wayde . .	-	-	-
Kindo Koyssha.	-	-	-
Offa . . . . .	-	-	-
Humbo . . . . .	-	-	-
South Omo Zone.	-	-	-
Selamago . . . .	-	-	-
Bako Gazer . . .	-	-	-
Hamer . . . . .	-	-	-
Kuraz . . . . .	-	-	-

CONTD

Shaka	*	*	*
Masha . . . .	-	-	-
Anderacha . .	*	*	*
Yeki . . . . .	*	*	*
Kaffa	zone . .		
Telo . . . . .	61	6.18	33.67
Decha . . . .	-	-	-
Menjiwo . . .	-	-	-
Gimbo . . . .	54	6.15	33.67
Gewata . . . .	-	-	-
Chena . . . .	*	*	-
Bitu . . . . .	-	-	-
Gesha Daka . .	-	-	-
Saylem . . . .	-	-	-
Gamo Gofa	-	-	-
Arba Minch Zuria	-	-	-
Boreda . . . .	-	-	-
Mirab Abaya .	-	-	-
Chencha . . . .	-	-	-
Kemba . . . . .	-	-	-
Bonkie . . . .	-	-	-
Dita . . . . .	-	-	-
Daramalo . . .	-	-	-
Kucha . . . . .	-	-	-
Gofa Zuria . .	-	-	-
Zala . . . . .	-	-	-
Uba Deber Tse	-	-	-
Melekoza . . .	-	-	-
Bench-Maji	*	*	-
Shewa Bench .	-	-	-
Bench . . . . .	-	-	-
Bero . . . . .	-	-	-
Maji . . . . .	-	-	-
Menit Goldiya	*	*	-
Menit Shasha.	-	-	-
Sheko . . . . .	-	-	-
Yem Special Wer	-	-	-
Yem . . . . .	-	-	-
Amaro Special W	-	-	-
Amaro . . . . .	-	-	-
Burji Special W	-	-	-
Burji . . . . .	-	-	-
Konso Special W	-	-	-
Konso . . . . .	-	-	-
Dirashe Special	-	-	-
Dirashe . . . .	-	-	-
Dawro . . . . .	*	*	*
Mareka Wereda	*	*	*
Gena Bosa Wer	-	-	-
Gedo Walcha W	-	-	-
Isara Wereda.	-	-	-
Gorka Bersa W	-	-	-
Basketo Special	-	-	-
Basketo . . . .	-	-	-
Konta Special W	-	-	-
Ela . . . . .	-	-	-

TABLE F - ESTIMATE OF HOLDERS, AREA, PRODUCTION AND YIELD OF  
 TEMPORARY CROPS FOR PRIVATE PEASANT HOLDINGS FOR MEHER SEASON URBAN HOLDINGS  
 SWISS CHARD

Geographic Area	Number of Holders	Area	Production
		Hectares	Quintals
(S.N.N.P.R) . . .	51	0.22	*
Gurage Zone . .	1	-	0.04
Goru . . . . .	1	-	0.04
Ezha . . . . .	-	-	-
Kokir Gedebano	-	-	-
Sodo . . . . .	-	-	-
Meskanena Mareko	-	-	-
Selti . . . . .	-	-	-
Gumer . . . . .	-	-	-
Cheha . . . . .	-	-	-
Enemorna Ener	-	-	-
Dalocha . . . .	-	-	-
Lanfuro . . . .	-	-	-
Hadiya	50	0.22	*
Misha . . . . .	*	*	*
Lemo . . . . .	45	0.18	*
Badawacho . .	-	-	-
Soro . . . . .	-	-	-
Kembata Alaba Tembaro	-	-	-
Omo Sheleko .	-	-	-
Angacha . . . .	-	-	-
Kedida Gamela	-	-	-
Alaba . . . . .	-	-	-
Kacha Bira . .	-	-	-
Sidama Zone . .	-	-	-
Shebedino . . .	-	-	-
Awasa . . . . .	-	-	-
Arbegona . . . .	-	-	-
Dale . . . . .	-	-	-
Aleta Wendo .	-	-	-
Dara . . . . .	-	-	-
Hula . . . . .	-	-	-
Bensa . . . . .	-	-	-
Aroresa . . . .	-	-	-
Gedio	-	-	-
Wenago . . . . .	-	-	-
Yirgachefe . .	-	-	-
kochere . . . .	-	-	-
Bule . . . . .	-	-	-
Wolayita	-	-	-
Sodo Zuria . .	-	-	-
Boloso Sore .	-	-	-
Damot Gale . .	-	-	-
Damot Wayde .	-	-	-
Kindo Koyshà.	-	-	-
Offa . . . . .	-	-	-
Humbo . . . . .	-	-	-
South Omo Zone.	-	-	-
Selamago . . .	-	-	-
Bako Gazer . .	-	-	-
Hamer . . . . .	-	-	-
Kuraz . . . . .	-	-	-

CONTD

Shaka	-	-	-
Masha . . . .	-	-	-
Anderacha . .	-	-	-
Yeki. . . . .	-	-	-
Kaffa	-	-	-
Telo. . . . .	-	-	-
Decha . . . .	-	-	-
Menjiwo . . .	-	-	-
Gimbo . . . .	-	-	-
Gewata. . . .	-	-	-
Chena . . . .	-	-	-
Bitu. . . . .	-	-	-
Gesha Daka. .	-	-	-
Saylem. . . .	-	-	-
Gamo Gofa	-	-	-
Arba Minch Zuria	-	-	-
Boreda. . . .	-	-	-
Mirab Abaya .	-	-	-
Chencha . . .	-	-	-
Kemba . . . .	-	-	-
Bonkie. . . .	-	-	-
Dita. . . . .	-	-	-
Daramalo. . .	-	-	-
Kucha . . . .	-	-	-
Gofa Zuria. .	-	-	-
Zala. . . . .	-	-	-
Uba Deber Tse	-	-	-
Melekoza. . .	-	-	-
Bench-Maji	-	-	-
Shewa Bench .	-	-	-
Bench . . . .	-	-	-
Bero. . . . .	-	-	-
Maji. . . . .	-	-	-
Menit Goldiya	-	-	-
Menit Shasha.	-	-	-
Sheko . . . .	-	-	-
Yem Special Wer	-	-	-
Yem . . . . .	-	-	-
Amaro Special W	-	-	-
Amaro . . . .	-	-	-
Burji Special W	-	-	-
Burji . . . .	-	-	-
Konso Special W	-	-	-
Konso . . . .	-	-	-
Dirashe Special	-	-	-
Dirashe . . . .	-	-	-
Dawro . . . . .	-	-	-
Mareka Wereda	-	-	-
Gena Bosa Wer	-	-	-
Gedo Walcha W	-	-	-
Isara Wereda.	-	-	-
Gorka Bersa W	-	-	-
Basketo Special	-	-	-
Basketo . . . .	-	-	-
Konta Special W	-	-	-
Ela . . . . .	-	-	-

TABLE 5.6.3 - ESTIMATE OF HOLDERS, AREA, PRODUCTION AND YIELD OF TEMPORARY CROPS FOR PRIVATE PEASANT HOLDINGS FOR MEHER SEASON URBAN HOLDINGS  
ROOT CROPS

Geographic Area	Number of Holders	Area	Production
		Hectares	Quintals
(S.N.N.P.R) . . .	7876	969.66	36432.3
Gurage Zone . .	357	11.89	1192.09
Goru . . . . .	5	0.02	*
Ezha . . . . .	*	0.06	1.81
Kokir Gedebano	1	0.04	0.69
Sodo . . . . .	18	*	7.17
Meskanena Mareko	32	1.43	36.67
Selti . . . . .	*	*	-
Gumer . . . . .	233	9.47	1122.92
Cheha . . . . .	25	0.19	13.17
Enemorna Ener	26	0.17	8.42
Dalocha . . . .	*	*	*
Lanfuro . . . .	-	-	-
Hadiya	706	44.08	1070.22
Misha . . . . .	119	1.27	152.54
Lemo . . . . .	371	31.82	183.87
Badawacho . .	113	6.13	338.94
Soro . . . . .	103	4.85	394.88
Kembata Alaba Tembaro	929	59.01	4397.5
Omo Sheleko .	305	27.73	1270.46
Angacha . . . .	199	14.27	2178.67
Kedida Gamela	100	2.43	124.77
Alaba . . . . .	7	*	*
Kacha Bira . .	318	14.49	816.61
Sidama Zone . .	309	17.87	1075.74
Shebedino . . .	*	*	*
Awasa . . . . .	10	1.02	40.91
Arbegona . . . .	*	*	*
Dale . . . . .	192	9.82	663.43
Aleta Wendo .	15	*	*
Dara . . . . .	*	*	*
Hula . . . . .	65	*	264.99
Bensa . . . . .	*	*	*
Aroresa . . . .	*	*	*
Gedio	103	4.29	350.69
Wenago . . . . .	61	3.14	252.19
Yirgachefe . . .	-	-	-
kochere . . . .	15	0.31	18.72
Bule . . . . .	27	0.84	79.79
Wolayita	3435	728.83	22373.58
Sodo Zuria . . .	767	45.12	2266.94
Boloso Sore . .	1839	609.95	16894.87
Damot Gale . . .	238	17.79	676.12
Damot Wayde . .	90	5.93	373.81
Kindo Koysha .	310	25.03	1855.98
Offa . . . . .	134	22.62	269.15
Humbo . . . . .	57	2.39	*
South Omo Zone.	100	4.9	274.76
Selamago . . . .	-	-	-
Bako Gazer . . .	95	4.51	262.29
Hamer . . . . .	*	*	*
Kuraz . . . . .	-	-	-

CONTD

Shaka	47	1.93	50.43
Masha . . . .	9	0.1	4.46
Anderacha . .	20	0.3	7.1
Yeki . . . . .	17	1.53	38.86
Kaffa	528	18.3	466.25
Telo . . . . .	26	0.17	12.87
Decha . . . . .	34	0.26	19.32
Menjiwo . . .	44	2.68	45.05
Gimbo . . . . .	239	3.68	167.64
Gewata . . . .	-	-	-
Chena . . . . .	165	11.5	220.23
Bitu . . . . .	-	-	-
Gesha Daka . .	-	-	-
Saylem . . . .	20	*	1.13
Gamo Gofa	456	27.75	2673.61
Arba Minch Zuria	-	-	-
Boreda . . . .	60	7.01	650.25
Mirab Abaya .	*	*	*
Chencha . . . .	171	5.93	690.81
Kemba . . . . .	19	*	*
Bonkie . . . . .	*	*	*
Dita . . . . .	19	1.6	34.74
Daramalo . . .	-	-	-
Kucha . . . . .	37	0.86	71.61
Gofa Zuria . .	18	1.71	113.19
Zala . . . . .	-	-	-
Uba Deber Tse	-	-	-
Melekoza . . .	121	9.64	1020.41
Bench-Maji	552	7.64	447.21
Shewa Bench .	49	1.11	74.88
Bench . . . . .	438	5.47	353.04
Bero . . . . .	-	-	-
Maji . . . . .	*	*	*
Menit Goldiya	52	0.34	*
Menit Shasha.	-	-	-
Sheko . . . . .	10	*	*
Yem Special Wer	-	-	-
Yem . . . . .	-	-	-
Amaro Special W	*	*	*
Amaro . . . . .	*	*	*
Burji Special W	-	-	-
Burji . . . . .	-	-	-
Konso Special W	-	-	-
Konso . . . . .	-	-	-
Dirashe Special	17	0.64	74.64
Dirashe . . . .	17	0.64	74.64
Dawro . . . . .	126	20.13	268.82
Mareka Wereda	54	16.94	186.38
Gena Bosa Wer	29	2.58	46.76
Gedo Walcha W	14	0.18	12.83
Isara Wereda.	29	0.44	*
Gorka Bersa W	-	-	-
Basketo Special	45	2.54	186.45
Basketo . . . .	45	2.54	186.45
Konta Special W	164	19.85	1529.39
Ela . . . . .	164	19.85	1529.39

TABLE A - ESTIMATE OF HOLDERS, AREA, PRODUCTION AND YIELD OF  
TEMPORARY CROPS FOR PRIVATE PEASANT HOLDINGS FOR MEHER SEASON URBAN HOLDINGS  
BEET ROOT

Geographic Area	Number of Holders	Area	Production
		Hectares	Quintals
(S.N.N.P.R) . . .	90	1.25	44.55
Gurage Zone . .	24	0.06	3.22
Goru . . . . .	1	-	0.06
Ezha . . . . .	*	*	-
Kokir Gedebano	-	-	-
Sodo . . . . .	15	0.06	*
Meskanena Mareko	-	-	-
Selti . . . . .	-	-	-
Gumer . . . . .	-	-	-
Cheha . . . . .	-	-	-
Enemorna Ener	*	*	*
Dalocha . . . .	-	-	-
Lanfuro . . . .	-	-	-
Hadiya . . . . .	*	0.17	*
Misha . . . . .	*	*	*
Lemo . . . . .	*	*	*
Badawacho . . .	-	-	-
Soro . . . . .	*	*	-
Kembata Alaba Tembaro	*	*	*
Omo Sheleko . .	-	-	-
Angacha . . . .	*	*	*
Kedida Gamela	-	-	-
Alaba . . . . .	-	-	-
Kacha Bira . . .	-	-	-
Sidama Zone . .	*	*	*
Shebedino . . .	-	-	-
Awasa . . . . .	-	-	-
Arbegona . . . .	-	-	-
Dale . . . . .	*	*	*
Aleta Wendo . .	-	-	-
Dara . . . . .	-	-	-
Hula . . . . .	-	-	-
Bensa . . . . .	-	-	-
Aroresa . . . . .	-	-	-
Gedio . . . . .	-	-	-
Wenago . . . . .	-	-	-
Yirgachefe . . .	-	-	-
kochere . . . . .	-	-	-
Bule . . . . .	-	-	-
Wolayita . . . .	*	*	*
Sodo Zuria . . .	*	*	*
Boloso Sore . . .	-	-	-
Damot Gale . . .	-	-	-
Damot Wayde . .	-	-	-
Kindo Koysha . .	-	-	-
Offa . . . . .	-	-	-
Humbo . . . . .	-	-	-
South Omo Zone.	-	-	-
Selamago . . . .	-	-	-
Bako Gazer . . .	-	-	-
Hamer . . . . .	-	-	-
Kuraz . . . . .	-	-	-

CONTD

Shaka	-	-	-
Masha . . . .	-	-	-
Anderacha . .	-	-	-
Yeki . . . . .	-	-	-
Kaffa	21	*	*
Telo . . . . .	*	*	*
Decha . . . . .	-	-	-
Menjiwo . . .	-	-	-
Gimbo . . . . .	*	*	-
Gewata . . . .	-	-	-
Chena . . . . .	*	*	*
Bitu . . . . .	-	-	-
Gesha Daka . .	-	-	-
Saylem . . . .	-	-	-
Gamo Gofa	*	0.06	*
Arba Minch Zuria	-	-	-
Boreda . . . .	*	*	*
Mirab Abaya .	-	-	-
Chencha . . . .	*	*	*
Kemba . . . . .	-	-	-
Bonkie . . . . .	-	-	-
Dita . . . . .	-	-	-
Daramalo . . .	-	-	-
Kucha . . . . .	-	-	-
Gofa Zuria . .	-	-	-
Zala . . . . .	-	-	-
Uba Deber Tse	-	-	-
Melekoza . . .	-	-	-
Bench-Maji	-	-	-
Shewa Bench .	-	-	-
Bench . . . . .	-	-	-
Bero . . . . .	-	-	-
Maji . . . . .	-	-	-
Menit Goldiya	-	-	-
Menit Shasha .	-	-	-
Sheko . . . . .	-	-	-
Yem Special Wer	-	-	-
Yem . . . . .	-	-	-
Amaro Special W	-	-	-
Amaro . . . . .	-	-	-
Burji Special W	-	-	-
Burji . . . . .	-	-	-
Konso Special W	-	-	-
Konso . . . . .	-	-	-
Dirashe Special	*	*	*
Dirashe . . . .	*	*	*
Dawro . . . . .	-	-	-
Mareka Wereda	-	-	-
Gena Bosa Wer	-	-	-
Gedo Walcha W	-	-	-
Isara Wereda .	-	-	-
Gorka Bersa W	-	-	-
Basketo Special	-	-	-
Basketo . . . .	-	-	-
Konta Special W	-	-	-
Ela . . . . .	-	-	-

TABLE B - ESTIMATE OF HOLDERS, AREA, PRODUCTION AND YIELD OF  
 TEMPORARY CROPS FOR PRIVATE PEASANT HOLDINGS FOR MEHER SEASON URBAN HOLDINGS  
 CARROT

Geographic Area	Number of Holders	Area	Production
		Hectares	Quintals
(S.N.N.P.R) . . .	96	1.52	46.47
Gurage Zone . .	14	*	*
Goru . . . .	1	-	0.06
Ezha . . . .	-	-	-
Kokir Gedebano	-	-	-
Sodo . . . .	*	*	*
Meskanena Mareko	-	-	-
Selti . . . .	-	-	-
Gumer . . . .	-	-	-
Cheha . . . .	-	-	-
Enemorna Ener	*	*	*
Dalocha . . .	-	-	-
Lanfuro . . .	-	-	-
Hadiya	*	*	*
Misha . . . .	-	-	-
Lemo . . . .	*	*	*
Badawacho . .	-	-	-
Soro . . . .	*	*	*
Kembata Alaba Tembaro	-	-	-
Omo Sheleko .	-	-	-
Angacha . . .	-	-	-
Kedida Gamela	-	-	-
Alaba . . . .	-	-	-
Kacha Bira . .	-	-	-
Sidama Zone . .	*	*	*
Shebedino . .	-	-	-
Awasa . . . .	-	-	-
Arbegona . . .	-	-	-
Dale . . . .	*	*	*
Aleta Wendo .	-	-	-
Dara . . . .	-	-	-
Hula . . . .	-	-	-
Bensa . . . .	-	-	-
Aroresa . . .	-	-	-
Gedio	-	-	-
Wenago . . . .	-	-	-
Yirgachefe . .	-	-	-
kochere . . .	-	-	-
Bule . . . .	-	-	-
Wolayita	17	*	3.5
Sodo Zuria . .	17	*	3.5
Boloso Sore .	-	-	-
Damot Gale . .	-	-	-
Damot Wayde .	-	-	-
Kindo Koysha .	-	-	-
Offa . . . .	-	-	-
Humbo . . . .	-	-	-
South Omo Zone.	-	-	-
Selamago . . .	-	-	-
Bako Gazer . .	-	-	-
Hamer . . . .	-	-	-
Kuraz . . . .	-	-	-

CONTD

Shaka	-	-	-
Masha . . . .	-	-	-
Anderacha . .	-	-	-
Yeki . . . .	-	-	-
Kaffa	23	*	*
Telo . . . .	*	*	*
Decha . . . .	-	-	-
Menjiwo . . .	-	-	-
Gimbo . . . .	*	*	*
Gewata . . . .	-	-	-
Chena . . . .	*	*	*
Bitu . . . .	-	-	-
Gesha Daka . .	-	-	-
Saylem . . . .	-	-	-
Gamo Gofa	4	0.05	1.21
Arba Minch Zuria	-	-	-
Boreda . . . .	-	-	-
Mirab Abaya . .	-	-	-
Chencha . . . .	4	0.05	1.21
Kemba . . . .	-	-	-
Bonkie . . . .	-	-	-
Dita . . . .	-	-	-
Daramalo . . .	-	-	-
Kucha . . . .	-	-	-
Gofa Zuria . .	-	-	-
Zala . . . .	-	-	-
Uba Deber Tse	-	-	-
Melekoza . . .	-	-	-
Bench-Maji	*	*	*
Shewa Bench .	-	-	-
Bench . . . .	-	-	-
Bero . . . .	-	-	-
Maji . . . .	-	-	-
Menit Goldiya	-	-	-
Menit Shasha .	-	-	-
Sheko . . . .	*	*	*
Yem Special Wer	-	-	-
Yem . . . .	-	-	-
Amaro Special W	-	-	-
Amaro . . . .	-	-	-
Burji Special W	-	-	-
Burji . . . .	-	-	-
Konso Special W	-	-	-
Konso . . . .	-	-	-
Dirashe Special	*	*	*
Dirashe . . . .	*	*	*
Dawro . . . .	-	-	-
Mareka Wereda	-	-	-
Gena Bosa Wer	-	-	-
Gedo Walcha W	-	-	-
Isara Wereda .	-	-	-
Gorka Bersa W	-	-	-
Basketo Special	-	-	-
Basketo . . . .	-	-	-
Konta Special W	-	-	-
Ela . . . .	-	-	-

TABLE C- ESTIMATE OF HOLDERS, AREA, PRODUCTION AND YIELD OF  
TEMPORARY CROPS FOR PRIVATE PEASANT HOLDINGS FOR MEHER SEASON URBAN HOLDINGS  
ONION

Geographic Area	Number of Holders	Area	Production
		Hectares	Quintals
(S.N.N.P.R) . . .	385	9.83	733.68
Gurage Zone . .	27	*	*
Goru. . . . .	1	-	-
Ezha. . . . .	*	*	-
Kokir Gedebano	-	-	-
Sodo. . . . .	*	*	*
Meskanena Mareko	*	*	*
Selti. . . . .	-	-	-
Gumer. . . . .	-	-	-
Cheha. . . . .	-	-	-
Enemorna Ener	*	*	*
Dalocha . . .	*	*	*
Lanfuro . . .	-	-	-
Hadiya	139	1.12	106
Misha. . . . .	79	0.5	53.06
Lemo. . . . .	49	*	*
Badawacho . .	-	-	-
Soro. . . . .	*	*	*
Kembata Alaba Tembaro	18	*	*
Omo Sheleko .	-	-	-
Angacha . . .	18	*	*
Kedida Gamela	-	-	-
Alaba. . . . .	-	-	-
Kacha Bira. .	-	-	-
Sidama Zone . .	79	4.69	281.21
Shebedino . .	-	-	-
Awasa. . . . .	-	-	-
Arbegona. . .	*	*	*
Dale. . . . .	*	*	*
Aleta Wendo .	-	-	-
Dara. . . . .	-	-	-
Hula. . . . .	65	*	264.99
Bensa. . . . .	-	-	-
Aroresa . . .	*	*	*
Gedio	30	0.9	86.93
Wenago. . . .	-	-	-
Yirgachefe. .	-	-	-
Kochere . . .	*	*	*
Bule. . . . .	27	0.84	79.79
Wolayita	20	0.65	*
Sodo Zuria . .	20	0.65	*
Boloso Sore .	-	-	-
Damot Gale. .	-	-	-
Damot Wayde .	-	-	-
Kindo Koyssha.	-	-	-
Offa. . . . .	-	-	-
Humbo. . . . .	-	-	-
South Omo Zone.	*	*	*
Selamago. . .	-	-	-
Bako Gazer. .	*	*	*
Hamer. . . . .	-	-	-
Kuraz. . . . .	-	-	-

CONTD

Shaka	*	*	*
Masha . . . .	*	*	*
Anderacha . .	-	-	-
Yeki . . . . .	-	-	-
Kaffa	32	0.11	6.06
Telo . . . . .	*	*	*
Decha . . . .	-	-	-
Menjiwo . . .	*	*	*
Gimbo . . . .	*	*	*
Gewata . . . .	-	-	-
Chena . . . .	*	*	*
Bitu . . . . .	-	-	-
Gesha Daka . .	-	-	-
Saylem . . . .	*	*	*
Gamo Gofa	*	*	*
Arba Minch Zuria	-	-	-
Boreda . . . .	-	-	-
Mirab Abaya .	-	-	-
Chencha . . .	*	*	*
Kemba . . . .	*	-	-
Bonkie . . . .	-	-	-
Dita . . . . .	-	-	-
Daramalo . . .	-	-	-
Kucha . . . .	-	-	-
Gofa Zuria . .	-	-	-
Zala . . . . .	-	-	-
Uba Deber Tse	-	-	-
Melekoza . . .	-	-	-
Bench-Maji	13	*	6.89
Shewa Bench .	*	*	*
Bench . . . .	-	-	-
Bero . . . . .	-	-	-
Maji . . . . .	*	*	*
Menit Goldiya	-	-	-
Menit Shasha.	-	-	-
Sheko . . . .	*	*	*
Yem Special Wer	-	-	-
Yem . . . . .	-	-	-
Amaro Special W	-	-	-
Amaro . . . .	-	-	-
Burji Special W	-	-	-
Burji . . . .	-	-	-
Konso Special W	-	-	-
Konso . . . .	-	-	-
Dirashe Special	*	0.15	38.81
Dirashe . . . .	*	0.15	38.81
Dawro . . . . .	-	-	-
Mareka Wereda	-	-	-
Gena Bosa Wer	-	-	-
Gedo Walcha W	-	-	-
Isara Wereda.	-	-	-
Gorka Bersa W	-	-	-
Basketo Special	-	-	-
Basketo . . . .	-	-	-
Konta Special W	-	-	-
Ela . . . . .	-	-	-

TABLE D - ESTIMATE OF HOLDERS, AREA, PRODUCTION AND YIELD OF TEMPORARY CROPS FOR PRIVATE PEASANT HOLDINGS FOR MEHER SEASON URBAN HOLDINGS POTATOES

Geographic Area	Number of Holders	Area	Production
		Hectares	Quintals
(S.N.N.P.R) . . .	1605	103.63	7004.82
Gurage Zone . .	258	10.48	1137.99
Goru . . . . .	-	-	-
Ezha . . . . .	2	0.05	1.81
Kokir Gedebano	1	0.04	0.69
Sodo . . . . .	-	-	-
Meskanena Mareko	14	*	*
Selti . . . . .	*	*	-
Gumer . . . . .	233	9.47	1122.92
Cheha . . . . .	-	-	-
Enemorna Ener	*	*	-
Dalocha . . . .	*	*	-
Lanfuro . . . .	-	-	-
Hadiya . . . . .	386	34.17	512.7
Misha . . . . .	18	*	92.37
Lemo . . . . .	295	30.64	106.99
Badawacho . .	38	1.5	112.93
Soro . . . . .	36	*	*
Kembata Alaba Tembaro	289	16.27	2261.28
Omo Sheleko .	*	*	*
Angacha . . . .	184	14.03	2162.75
Kedida Gamela	55	1.36	69.21
Alaba . . . . .	7	*	*
Kacha Bira . .	*	*	*
Sidama Zone . .	6	*	*
Shebedino . . .	-	-	-
Awasa . . . . .	*	*	*
Arbegona . . . .	-	-	-
Dale . . . . .	1	-	0.23
Aleta Wendo . .	*	*	*
Dara . . . . .	-	-	-
Hula . . . . .	-	-	-
Bensa . . . . .	-	-	-
Aroresa . . . .	-	-	-
Gedio . . . . .	*	*	*
Wenago . . . . .	*	*	-
Yirgachefe . . .	-	-	-
kochere . . . .	*	*	*
Bule . . . . .	-	-	-
Wolayita . . . .	225	9.89	1201.71
Sodo Zuria . . .	50	*	*
Boloso Sore . .	84	2.86	180.49
Damot Gale . . .	61	3.94	194.57
Damot Wayde . .	8	*	*
Kindo Koysha .	*	*	*
Offa . . . . .	*	*	*
Humbo . . . . .	-	-	-
South Omo Zone.	24	1.08	51.56
Selamago . . . .	-	-	-
Bako Gazer . . .	24	1.08	51.56
Hamer . . . . .	-	-	-
Kuraz . . . . .	-	-	-

CONTD

Shaka	4	*	*
Masha . . . .	4	*	*
Anderacha . .	-	-	-
Yeki . . . . .	-	-	-
Kaffa	26	*	*
Telo . . . . .	-	-	-
Decha . . . .	-	-	-
Menjiwo . . .	-	-	-
Gimbo . . . .	*	*	*
Gewata . . . .	-	-	-
Chena . . . .	*	*	*
Bitu . . . . .	-	-	-
Gesha Daka . .	-	-	-
Saylem . . . .	-	-	-
Gamo Gofa	301	13.88	1598.5
Arba Minch Zuria	-	-	-
Boreda . . . .	*	*	*
Mirab Abaya . .	-	-	-
Chencha . . . .	162	5.59	675.59
Kemba . . . . .	*	*	*
Bonkie . . . .	*	*	*
Dita . . . . .	19	1.6	34.74
Daramalo . . .	-	-	-
Kucha . . . . .	-	-	-
Gofa Zuria . .	-	-	-
Zala . . . . .	-	-	-
Uba Deber Tse	-	-	-
Melekoza . . .	102	5.69	770.58
Bench-Maji	-	-	-
Shewa Bench . .	-	-	-
Bench . . . . .	-	-	-
Bero . . . . .	-	-	-
Maji . . . . .	-	-	-
Menit Goldiya	-	-	-
Menit Shasha.	-	-	-
Sheko . . . . .	-	-	-
Yem Special Wer	-	-	-
Yem . . . . .	-	-	-
Amaro Special W	-	-	-
Amaro . . . . .	-	-	-
Burji Special W	-	-	-
Burji . . . . .	-	-	-
Konso Special W	-	-	-
Konso . . . . .	-	-	-
Dirashe Special	*	*	*
Dirashe . . . .	*	*	*
Dawro . . . . .	33	14.29	53.46
Mareka Wereda	33	14.29	53.46
Gena Bosa Wer	-	-	-
Gedo Walcha W	-	-	-
Isara Wereda.	-	-	-
Gorka Bersa W	-	-	-
Basketo Special	30	1.75	138.34
Basketo . . . .	30	1.75	138.34
Konta Special W	-	-	-
Ela . . . . .	-	-	-

TABLE E- ESTIMATE OF HOLDERS, AREA, PRODUCTION AND YIELD OF  
TEMPORARYCROPS FOR PRIVATE PEASANT HOLDINGS FOR MEHER SEASONURBAN HOLDINGS  
GARLIC

Geographic Area	Number of Holders	Area	Production
		Hectares	Quintals
(S.N.N.P.R) . . .	70	0.36	20.11
Gurage Zone . .	*	*	*
Goru . . . . .	-	-	-
Ezha . . . . .	-	-	-
Kokir Gedebano	-	-	-
Sodo . . . . .	*	*	*
Meskanena Mareko	*	*	*
Selti . . . . .	-	-	-
Gumer . . . . .	-	-	-
Cheha . . . . .	-	-	-
Enemorna Ener	*	*	*
Dalocha . . . .	-	-	-
Lanfuro . . . . .	-	-	-
Hadiya	*	*	*
Misha . . . . .	*	*	*
Lemo . . . . .	-	-	-
Badawacho . .	-	-	-
Soro . . . . .	-	-	-
Kembata Alaba Tembaro	*	*	*
Omo Sheleko .	-	-	-
Angacha . . . .	*	*	*
Kedida Gamela	-	-	-
Alaba . . . . .	-	-	-
Kacha Bira . .	-	-	-
Sidama Zone . .	-	-	-
Shebedino . . .	-	-	-
Awasa . . . . .	-	-	-
Arbegona . . . .	-	-	-
Dale . . . . .	-	-	-
Aleta Wendo .	-	-	-
Dara . . . . .	-	-	-
Hula . . . . .	-	-	-
Bensa . . . . .	-	-	-
Aroresa . . . . .	-	-	-
Gedio	*	*	*
Wenago . . . . .	-	-	-
Yirgachefe . .	-	-	-
kochere . . . .	*	*	*
Bule . . . . .	-	-	-
Wolayita	-	-	-
Sodo Zuria . .	-	-	-
Boloso Sore . .	-	-	-
Damot Gale . .	-	-	-
Damot Wayde .	-	-	-
Kindo Koysha .	-	-	-
Offa . . . . .	-	-	-
Humbo . . . . .	-	-	-
South Omo Zone.	-	-	-
Selamago . . . .	-	-	-
Bako Gazer . .	-	-	-
Hamer . . . . .	-	-	-
Kuraz . . . . .	-	-	-

CONTD

Shaka	-	-	-
Masha . . . .	-	-	-
Anderacha . .	-	-	-
Yeki . . . . .	-	-	-
Kaffa	31	0.1	*
Telo . . . . .	*	*	*
Decha . . . . .	-	-	-
Menjiwo . . .	*	*	*
Gimbo . . . . .	-	-	-
Gewata . . . .	-	-	-
Chena . . . . .	*	*	*
Bitu . . . . .	-	-	-
Gesha Daka . .	-	-	-
Saylem . . . . .	*	*	*
Gamo Gofa	-	-	-
Arba Minch Zuria	-	-	-
Boreda . . . .	-	-	-
Mirab Abaya .	-	-	-
Chencha . . . .	-	-	-
Kemba . . . . .	*	-	-
Bonkie . . . . .	-	-	-
Dita . . . . .	-	-	-
Daramalo . . .	-	-	-
Kucha . . . . .	-	-	-
Gofa Zuria . .	-	-	-
Zala . . . . .	-	-	-
Uba Deber Tse	-	-	-
Melekoza . . .	-	-	-
Bench-Maji . .	-	-	-
Shewa Bench .	-	-	-
Bench . . . . .	-	-	-
Bero . . . . .	-	-	-
Maji . . . . .	-	-	-
Menit Goldiya	-	-	-
Menit Shasha.	-	-	-
Sheko . . . . .	-	-	-
Yem Special Wer	-	-	-
Yem . . . . .	-	-	-
Amaro Special W	-	-	-
Amaro . . . . .	-	-	-
Burji Special W	-	-	-
Burji . . . . .	-	-	-
Konso Special W	-	-	-
Konso . . . . .	-	-	-
Dirashe Special	-	-	-
Dirashe . . . .	-	-	-
Dawro . . . . .	-	-	-
Mareka Wereda	-	-	-
Gena Bosa Wer	-	-	-
Gedo Walcha W	-	-	-
Isara Wereda.	-	-	-
Gorka Bersa W	-	-	-
Basketo Special	-	-	-
Basketo . . . .	-	-	-
Konta Special W	-	-	-
Ela . . . . .	-	-	-

TABLE F- ESTIMATE OF HOLDERS, AREA, PRODUCTION AND YIELD OF TEMPORARY CROPS FOR PRIVATE PEASANT HOLDINGS FOR MEHER SEASON URBAN HOLDINGS GODERE

Geographic Area	Number of Holders	Area	Production
		Hectares	Quintals
(S.N.N.P.R) . . .	3621	342.01	12218.45
Gurage Zone . .	47	0.35	21.02
Goru . . . . .	*	*	-
Ezha . . . . .	-	-	-
Kokir Gedebano	-	-	-
Sodo . . . . .	-	-	-
Meskanena Mareko	-	-	-
Selti . . . . .	-	-	-
Gumer . . . . .	-	-	-
Cheha . . . . .	25	0.19	13.17
Enemorna Ener	21	0.15	7.85
Dalocha . . . .	-	-	-
Lanfuro . . . . .	-	-	-
Hadiya . . . . .	87	3.24	194.9
Misha . . . . .	17	0.09	6.79
Lemo . . . . .	*	*	-
Badawacho . . .	*	*	*
Soro . . . . .	39	2.27	176.34
Kembata Alaba Tembaro	414	21.93	989.68
Omo Sheleko . .	214	17.84	689.16
Angacha . . . .	-	-	-
Kedida Gamela	*	*	*
Alaba . . . . .	-	-	-
Kacha Bira . . .	193	4.06	298.36
Sidama Zone . .	23	*	22.79
Shebedino . . .	-	-	-
Awasa . . . . .	-	-	-
Arbegona . . . .	-	-	-
Dale . . . . .	8	*	*
Aleta Wendo . .	-	-	-
Dara . . . . .	*	*	*
Hula . . . . .	-	-	-
Bensa . . . . .	*	*	*
Aroresa . . . . .	-	-	-
Gedio . . . . .	11	0.1	5.96
Wenago . . . . .	11	0.1	5.96
Yirgachefe . . .	-	-	-
kochere . . . . .	-	-	-
Bule . . . . .	-	-	-
Wolayita . . . .	1652	258.17	8075.39
Sodo Zuria . . .	244	7.87	338.85
Boloso Sore . . .	1121	221.63	6913.5
Damot Gale . . .	*	*	*
Damot Wayde . .	22	0.67	30.83
Kindo Koysha . .	182	9.99	639.78
Offa . . . . .	67	13.45	114.96
Humbo . . . . .	*	*	*
South Omo Zone.	19	*	*
Selamago . . . .	-	-	-
Bako Gazer . . .	19	*	*
Hamer . . . . .	-	-	-
Kuraz . . . . .	-	-	-

CONTD

Shaka	41	1.83	46.43
Masha . . . .	*	*	*
Anderacha . .	20	0.3	7.1
Yeki . . . . .	17	1.53	38.86
Kaffa	442	16.23	414.54
Telo . . . . .	*	*	*
Decha . . . . .	34	0.26	19.32
Menjiwo . . .	36	2.65	43.22
Gimbo . . . . .	214	2.66	163.72
Gewata . . . .	-	-	-
Chena . . . . .	144	10.6	184.43
Bitu . . . . .	-	-	-
Gesha Daka . .	-	-	-
Saylem . . . .	*	-	*
Gamo Gofa	97	4.08	257.76
Arba Minch Zuria	-	-	-
Boreda . . . .	-	-	-
Mirab Abaya . .	-	-	-
Chencha . . . .	*	*	*
Kemba . . . . .	*	-	-
Bonkie . . . . .	-	-	-
Dita . . . . .	-	-	-
Daramalo . . .	-	-	-
Kucha . . . . .	-	-	-
Gofa Zuria . .	-	-	-
Zala . . . . .	-	-	-
Uba Deber Tse	-	-	-
Melekoza . . .	83	3.95	249.83
Bench-Maji	534	7.27	431.36
Shewa Bench .	43	1.05	70.35
Bench . . . . .	433	5.38	345.09
Bero . . . . .	-	-	-
Maji . . . . .	-	-	-
Menit Goldiya	52	0.34	*
Menit Shasha .	-	-	-
Sheko . . . . .	*	*	*
Yem Special Wer	-	-	-
Yem . . . . .	-	-	-
Amaro Special W	-	-	-
Amaro . . . . .	-	-	-
Burji Special W	-	-	-
Burji . . . . .	-	-	-
Konso Special W	-	-	-
Konso . . . . .	-	-	-
Dirashe Special	-	-	-
Dirashe . . . . .	-	-	-
Dawro . . . . .	90	5.78	211.07
Mareka Wereda	24	2.65	132.92
Gena Bosa Wer	29	2.58	46.76
Gedo Walcha W	14	0.18	12.83
Isara Wereda .	23	0.38	*
Gorka Bersa W	-	-	-
Basketo Special	-	-	-
Basketo . . . .	-	-	-
Konta Special W	164	19.85	1529.39
Ela . . . . .	164	19.85	1529.39

TABLE G- ESTIMATE OF HOLDERS, AREA, PRODUCTION AND YIELD OF  
TEMPORARY CROPS FOR PRIVATE PEASANT HOLDINGS FOR MEHER SEASON URBAN HOLDINGS  
SWEET POTATOES

Geographic Area	Number of Holders	Area	Production
		Hectares	Quintals
(S.N.N.P.R) . . .	3734	511.06	16364.22
Gurage Zone . .	*	*	*
Goru . . . . .	*	*	*
Ezha . . . . .	-	-	-
Kokir Gedebano	-	-	-
Sodo . . . . .	-	-	-
Meskanena Mareko	-	-	-
Selti . . . . .	-	-	-
Gumer . . . . .	-	-	-
Cheha . . . . .	-	-	-
Enemorna Ener	-	-	-
Dalocha . . . .	-	-	-
Lanfuro . . . .	-	-	-
Hadiya	100	5.15	223.99
Misha . . . . .	-	-	-
Lemo . . . . .	*	*	-
Badawacho . .	79	4.14	214.24
Soro . . . . .	15	0.98	9.75
Kembata Alaba Tembaro	407	20.57	1130.62
Omo Sheleko .	162	9.68	565.96
Angacha . . . .	-	-	-
Kedida Gamela	38	1.03	53.41
Alaba . . . . .	-	-	-
Kacha Bira . .	207	9.86	511.25
Sidama Zone . .	208	10.79	764.22
Shebedino . . .	*	*	*
Awasa . . . . .	10	0.86	34.95
Arbegona . . . .	-	-	-
Dale . . . . .	179	7.99	649.83
Aleta Wendo . .	*	*	*
Dara . . . . .	-	-	-
Hula . . . . .	-	-	-
Bensa . . . . .	*	*	*
Aroresa . . . .	-	-	-
Gedio	53	2.95	248.77
Wenago . . . . .	46	2.9	246.23
Yirgachefe . . .	-	-	-
kochere . . . .	*	*	*
Bule . . . . .	-	-	-
Wolayita	2759	459.24	13027.25
Sodo Zuria . . .	620	33.37	1090.9
Boloso Sore . .	1504	385.46	9800.88
Damot Gale . . .	195	9.8	479.14
Damot Wayde . .	66	4.96	329
Kindo Koysha .	212	14.67	1172.62
Offa . . . . .	115	9.11	153.06
Humbo . . . . .	48	1.87	1.65
South Omo Zone.	43	1.8	96.36
Selamago . . . .	-	-	-
Bako Gazer . . .	39	1.41	83.89
Hamer . . . . .	*	*	*
Kuraz . . . . .	-	-	-

CONTD

Shaka	*	*	*
Masha . . . .	*	*	*
Anderacha . .	-	-	-
Yeki . . . . .	-	-	-
Kaffa	zone . .		
Telo . . . . .	*	*	*
Decha . . . . .	-	-	-
Menjiwo . . .	-	-	-
Gimbo . . . . .	*	*	*
Gewata . . . .	-	-	-
Chena . . . . .	-	-	-
Bitu . . . . .	-	-	-
Gesha Daka . .	-	-	-
Saylem . . . . .	-	-	-
Gamo Gofa	121	9.56	808.07
Arba Minch Zuria	-	-	-
Boreda . . . .	58	6.53	584.51
Mirab Abaya .	*	*	*
Chencha . . . .	-	-	-
Kemba . . . . .	*	*	*
Bonkie . . . . .	-	-	-
Dita . . . . .	-	-	-
Daramalo . . .	-	-	-
Kucha . . . . .	37	0.86	71.61
Gofa Zuria . .	18	1.71	113.19
Zala . . . . .	-	-	-
Uba Deber Tse	-	-	-
Melekoza . . .	-	-	-
Bench-Maji	*	0.09	*
Shewa Bench .	-	-	-
Bench . . . . .	*	0.09	*
Bero . . . . .	-	-	-
Maji . . . . .	-	-	-
Menit Goldiya	-	-	-
Menit Shasha.	-	-	-
Sheko . . . . .	-	-	-
Yem Special Wer	-	-	-
Yem . . . . .	-	-	-
Amaro Special W	*	*	*
Amaro . . . . .	*	*	*
Burji Special W	-	-	-
Burji . . . . .	-	-	-
Konso Special W	-	-	-
Konso . . . . .	-	-	-
Dirashe Special	-	-	-
Dirashe . . . .	-	-	-
Dawro . . . . .	*	*	*
Mareka Wereda	-	-	-
Gena Bosa Wer	-	-	-
Gedo Walcha W	-	-	-
Isara Wereda.	*	*	*
Gorka Bersa W	-	-	-
Basketo Special	22	0.8	48.11
Basketo . . . .	22	0.8	48.11
Konta Special W	-	-	-
Ela . . . . .	-	-	-

TABLE 5.7 - ESTIMATE OF HOLDERS, AREA, PRODUCTION AND YIELD OF TEMPORARY CROPS FOR PRIVATE PEASANT HOLDINGS FOR BOTH SEASONS

ALL HOLDINGS

S.N.N.P.R. REGION

Crop	Number of Holders	Area		Production		Yield QT / HA
		Hectares	%	Quintals	%	
TOTAL	2331873	1087318		20820889		
Grain Crops	2202173	958620.9	100	10777434	100	
Cereals	2132374	796706.4	83.11	9381518	87.05	
Teff	597940	148274.3	15.47	1046872	9.71	7.06
Barley	600803	79122.15	8.25	824606.6	7.65	10.42
Wheat	493536	96329.76	10.05	1388176	12.88	14.41
Maize	1693040	357497.9	37.29	5071809	47.06	14.19
Sorghum	562814	109096.1	11.38	982759.6	9.12	9.01
Finger Millet	58636	5679.07	0.59	60841.86	0.56	10.71
Oats / "Aja"	16719	667.93	0.07	6450.18	0.06	9.66
Rice	1093	*	*	*	*	*
Pulses	1353840	158071.5	16.49	1379897	12.8	
Horse beans	506023	48514.28	5.06	508348.5	4.72	10.48
Field peas	240457	29757.01	3.1	229941.2	2.13	7.73
Haricot beans	907579	72898.09	7.6	593386.5	5.51	8.14
Chick - peas	39395	5266.92	0.55	38823.23	0.36	7.37
Lentils	20044	831.68	0.09	4261.87	0.04	5.12
Vetch	4088	473.9	0.05	3577.66	0.03	7.55
Soya beans	3361	89.66	-	162.26	-	1.81
Fenugreek	13881	237.48	0.02	*	*	*
Gibto.	713	*	*	-	-	-
Oilseeds	95825	3842.99	0.4	16019.67	0.15	
Neug.	4694	929.15	0.1	2243.2	0.02	2.41
Linseed	30891	982.64	0.1	3096.14	0.03	3.15
Groundnuts	8714	919.03	0.1	*	*	*
Safflower	8164	224.01	0.02	1388.79	0.01	6.2
Sesame	3167	180.59	0.02	535.15	-	2.96
Rapeseed	42538	607.57	0.06	1653.93	0.02	2.72
Vegetables	1189947	33271.2	100	1824009	100	
Lettuce	2018	6.62	0.02	*	*	*
Head cabbage	11537	153.42	0.46	12704.58	0.7	82.81
Ethiopian cabbage	1098350	15820.26	47.55	1440605	78.98	91.06
Tomatoes	8205	99.73	0.3	11581.23	0.63	116.13
Green peppers	71375	778.35	2.34	92388.54	5.07	118.7
Red peppers	141388	16366.37	49.19	264080.4	14.48	16.14
Swiss chard	6237	46.45	0.14	2360.99	0.13	50.83
Root Crops	1292311	95425.94	100	8219445	100	
Beetroot	17042	81.47	0.09	7859.2	0.1	96.47
Carrot	8741	54.44	0.06	4397.16	0.05	80.77
Onion	139462	1769	1.85	184805.6	2.25	104.47
Potatoes	610694	37640.41	39.44	3639651	44.28	96.7
Garlic	104581	643.79	0.67	98007.75	1.19	152.24
Taro / "Godere"	530572	20100.48	21.06	1484845	18.07	73.87
Sweet potatoes	491457	35136.35	36.82	2799879	34.06	79.69

TABLE 5.7.1 - ESTIMATE OF HOLDERS, AREA, PRODUCTION AND YIELD OF TEMPORARY CROPS FOR PRIVATE PEASANT HOLDINGS FOR BOTH SEASONS

ALL HOLDINGS

GURAGE REGION

Crop	Number of Holders	Area		Production		Yield
		Hectares	%	Quintals	%	QT / HA
TOTAL	358709	147044.7		2649701		
Grain Crops	332107	127454.3	100	1617709	100	
Cereals	323466	111073.5	87.15	1449278	89.59	
Teff	78449	26507.1	20.8	189315.6	11.7	7.14
Barley	141457	18223.07	14.3	239226.7	14.79	13.13
Wheat	97370	15496.92	12.16	214109.7	13.24	13.82
Maize	201628	40478.51	31.76	701280.6	43.35	17.32
Sorghum	73034	10039.95	7.88	101391.7	6.27	10.1
Finger Millet	3667	202.82	0.16	2619.85	0.16	12.92
Oats / "Aja"	5866	124.59	0.1	1331.1	0.08	10.68
Rice	*	*	*	*	*	*
Pulses	173821	15285.67	11.99	165563	10.23	
Horse beans	121426	6248.12	4.9	87919.11	5.43	14.07
Field peas	32248	3351.33	2.63	32443.45	2.01	9.68
Haricot beans	46993	2441.3	1.92	21504.97	1.33	8.81
Chick - peas	14235	2568.93	2.02	19676.33	1.22	7.66
Lentils	3535	181.06	0.14	445.06	0.03	2.46
Vetch	3124	432.92	0.34	3466.66	0.21	8.01
Soya beans	*	*	*	-	-	-
Fenugreek	1910	60.24	0.05	107.46	-	1.78
Gibto.	*	*	*	-	-	-
Oilseeds	23401	1095.1	0.86	2867.72	0.18	
Neug.	3229	812.81	0.64	1809.53	0.11	2.23
Linseed	5222	165.39	0.13	455.03	0.03	2.75
Groundnuts	*	*	*	-	-	-
Safflower	561	6.56	-	34.85	-	5.31
Sesame	*	*	*	*	*	*
Rapeseed	14963	105.86	0.08	556.29	0.03	5.25
Vegetables	239116	10925.54	100	424453.8	100	
Lettuce	922	*	*	*	*	*
Head cabbage	5793	41.53	0.38	3715.33	0.88	89.46
Ethiopian cabbage	210590	2880.77	26.37	269906.8	63.59	93.69
Tomatoes	1930	9.99	0.09	890.86	0.21	89.18
Green peppers	8405	*	*	1582.3	0.37	*
Red peppers	59914	7884.3	72.16	147810.9	34.82	18.75
Swiss chard	2806	3.92	0.04	401.56	0.09	102.44
Root Crops	174205	8664.93	100	607538.5	100	
Beetroot	5577	9.91	0.11	826.25	0.14	83.38
Carrot	3716	4.14	0.05	463.73	0.08	112.01
Onion	10471	*	*	*	*	*
Potatoes	132433	7577.4	87.45	504107.6	82.98	66.53
Garlic	28615	*	*	*	*	*
Taro / "Godere"	45336	641.93	7.41	48864.17	8.04	76.12
Sweet potatoes	3417	*	*	*	*	*

TABLE 5.7.2 - ESTIMATE OF HOLDERS, AREA, PRODUCTION AND YIELD OF TEMPORARY CROPS FOR PRIVATE PEASANT HOLDINGS FOR BOTH SEASONS

ALL HOLDINGS

HADIYA ZONE

Crop	Number of Holders	Area		Production		Yield QT / HA
		Hectares	%	Quintals	%	
TOTAL	221466	137474.1		3081731		
Grain Crops	217675	121660.5	100	1558266	100	
Cereals	215255	102267.5	84.06	1384064	88.82	
Teff	90792	22023.79	18.1	199770.4	12.82	9.07
Barley	69243	6623.47	5.44	62182.96	3.99	9.39
Wheat	128536	35096.97	28.85	596514.4	38.28	17
Maize	180203	31007.68	25.49	456810	29.32	14.73
Sorghum	78617	7114.07	5.85	65772.25	4.22	9.25
Finger Millet	6226	348.79	0.29	2626.29	0.17	7.53
Oats / "Aja"	934	52.76	0.04	387.64	0.02	7.35
Rice	*	-	-	-	-	-
Pulses	145489	18899.35	15.53	172732.3	11.08	
Horse beans	61212	7181.68	5.9	81738.81	5.25	11.38
Field peas	20191	2387.58	1.96	19140.5	1.23	8.02
Haricot beans	95408	8628.25	7.09	63749.87	4.09	7.39
Chick - peas	4433	550.83	0.45	7523.56	0.48	13.66
Lentils	4948	116.03	0.1	460.18	0.03	3.97
Vetch	*	*	*	*	*	*
Soya beans	307	*	*	-	-	-
Fenugreek	1079	24.26	0.02	*	*	*
Gibto.	-	-	-	-	-	-
Oilseeds	18955	493.58	0.41	1470	0.09	
Neug.	*	*	*	-	-	-
Linseed	7342	295.16	0.24	1060.26	0.07	3.59
Groundnuts	*	*	*	-	-	-
Safflower	438	*	*	-	-	-
Sesame	*	*	*	*	*	*
Rapeseed	11257	185.68	0.15	404.52	0.03	2.18
Vegetables	173310	3602.92	100	260488.4	100	
Lettuce	289	*	*	-	-	-
Head cabbage	1698	3.58	0.1	320.9	0.12	89.64
Ethiopian cabbage	169478	2431.28	67.48	242732.6	93.18	99.84
Tomatoes	2816	20.11	0.56	2787.09	1.07	138.59
Green peppers	5768	15.24	0.42	1089.22	0.42	71.47
Red peppers	15800	1130.13	31.37	13256.75	5.09	11.73
Swiss chard	1649	2.38	0.07	301.77	0.12	126.79
Root Crops	158397	12210.74	100	1262976	100	
Beetroot	5813	16.57	0.14	2082.48	0.16	125.68
Carrot	1716	3.32	0.03	319.22	0.03	96.15
Onion	25285	*	*	10309.95	0.82	*
Potatoes	125192	8577.69	70.25	1077185	85.29	125.58
Garlic	22821	59.95	0.49	7344.16	0.58	122.5
Taro / "Godere"	22364	418.98	3.43	29395.83	2.33	70.16
Sweet potatoes	32140	2989.54	24.48	136339.5	10.8	45.61

TABLE 5.7.3 - ESTIMATE OF HOLDERS, AREA, PRODUCTION AND YIELD OF TEMPORARY CROPS FOR PRIVATE PEASANT HOLDINGS FOR BOTH SEASONS

ALL HOLDINGS

KEMBATA ALABA TEMBAROEMBARO ZONE

Crop	Number of Holders	Area		Production		Yield QT / HA
		Hectares	%	Quintals	%	
TOTAL	156717	91988.85		2246920		
Grain Crops	152544	74387.89	100	1006939	100	
Cereals	150930	64079.55	86.14	943973.5	93.75	
Teff	59011	11129.44	14.96	75655.07	7.51	6.8
Barley	25116	1652.32	2.22	12601.97	1.25	7.63
Wheat	72578	13555.33	18.22	211126.9	20.97	15.58
Maize	131674	29398.34	39.52	565117.5	56.12	19.22
Sorghum	60302	5921.05	7.96	54506.1	5.41	9.21
Finger Millet	27375	2357.39	3.17	24761.12	2.46	10.5
Oats / "Aja"	634	27.32	0.04	204.88	0.02	7.5
Rice	441	*	*	-	-	-
Pulses	96679	10168.88	13.67	62549.58	6.21	
Horse beans	35827	2861.63	3.85	29807.01	2.96	10.42
Field peas	9419	622.88	0.84	4189.83	0.42	6.73
Haricot beans	79910	6482.38	8.71	28250.87	2.81	4.36
Chick - peas	783	43.69	0.06	80.54	-	1.84
Lentils	1242	72.48	0.1	71.35	-	0.98
Vetch	*	*	*	-	-	-
Soya beans	175	*	*	-	-	-
Fenugreek	3567	80.63	0.11	150	0.01	1.86
Gibto.	*	*	*	-	-	-
Oilseeds	7012	139.46	0.19	416.01	0.04	
Neug.	*	*	*	-	-	-
Linseed	1898	64.24	0.09	142.24	0.01	2.21
Groundnuts	*	*	*	-	-	-
Safflower	132	*	*	-	-	-
Sesame	247	*	*	*	*	*
Rapeseed	4514	63.75	0.09	258.54	0.03	4.06
Vegetables	105191	6949.75	100	223416.1	100	
Lettuce	166	*	*	*	*	*
Head cabbage	1414	*	*	*	*	*
Ethiopian cabbage	92059	1287.52	18.53	128867.3	57.68	100.09
Tomatoes	1323	11.82	0.17	1707.27	0.76	144.44
Green peppers	1915	11.09	0.16	794.21	0.36	71.61
Red peppers	32981	5601.14	80.59	88712.02	39.71	15.84
Swiss chard	451	0.58	-	69.63	0.03	120.05
Root Crops	104098	10651.21	100	1016565	100	
Beetroot	1977	25.35	0.24	2787.16	0.27	109.95
Carrot	*	*	*	*	*	*
Onion	9415	191.39	1.8	15306.49	1.51	79.98
Potatoes	76222	6032.02	56.63	631366.3	62.11	104.67
Garlic	6696	73.74	0.69	*	*	*
Taro / "Godere"	30345	1098.71	10.32	71741.11	7.06	65.3
Sweet potatoes	40043	3208.25	30.12	285094.5	28.04	88.86

TABLE 5.7.4 - ESTIMATE OF HOLDERS, AREA, PRODUCTION AND YIELD OF TEMPORARY CROPS FOR PRIVATE PEASANT HOLDINGS FOR BOTH SEASONS

ALL HOLDINGS

SIDAMA ZONE

Crop	Number of Holders	Area		Production		Yield
		Hectares	%	Quintals	%	QT / HA
TOTAL	456455	80044.67		2007600		
Grain Crops	418771	67035.43	100	969045.7	100	
Cereals	398943	53707.14	80.12	818346.9	84.45	
Teff	20330	2199.06	3.28	16464.68	1.7	7.49
Barley	86496	7875.25	11.75	88121.93	9.09	11.19
Wheat	33744	4922.45	7.34	70684.39	7.29	14.36
Maize	337723	37267.23	55.59	624255	64.42	16.75
Sorghum	35407	1322.71	1.97	16290.97	1.68	12.32
Finger Millet	1073	37.04	0.06	*	*	*
Oats / "Aja"	2941	83.1	0.12	1265.56	0.13	15.23
Rice	*	*	*	-	-	-
Pulses	216880	13215.74	19.71	150515.8	15.53	
Horse beans	45205	2057.16	3.07	26027.14	2.69	12.65
Field peas	13451	1354.2	2.02	13365.17	1.38	9.87
Haricot beans	171695	9782.23	14.59	110951.2	11.45	11.34
Chick - peas	*	*	*	*	*	*
Lentils	*	*	*	-	-	-
Vetch	*	*	*	*	*	*
Soya beans	*	*	*	*	*	*
Fenugreek	355	*	*	*	*	*
Gibto.	-	-	-	-	-	-
Oilseeds	3374	*	*	*	*	*
Neug.	-	-	-	-	-	-
Linseed	1531	14.39	0.02	74.32	-	5.16
Groundnuts	*	*	*	*	*	*
Safflower	*	*	*	-	-	-
Sesame	-	-	-	-	-	-
Rapeseed	*	*	*	*	*	*
Vegetables	291201	5329.97	100	440619.2	100	
Lettuce	480	*	*	*	*	*
Head cabbage	953	*	*	*	*	*
Ethiopian cabbage	275058	4181.08	78.44	395757.2	89.82	94.65
Tomatoes	*	*	*	*	*	*
Green peppers	19986	242.73	4.55	38073.33	8.64	156.85
Red peppers	17180	*	*	6250.87	1.42	*
Swiss chard	*	*	*	-	-	-
Root Crops	161735	7679.27	100	597935.3	100	
Beetroot	1002	2.57	0.03	311.16	0.05	121.07
Carrot	1174	4.66	0.06	563.68	0.09	120.96
Onion	42060	481.52	6.27	62831.39	10.51	130.49
Potatoes	33308	3905.68	50.86	235395	39.37	60.27
Garlic	6058	35.28	0.46	3218.77	0.54	91.23
Taro / "Godere"	27734	312.74	4.07	22224.99	3.72	71.07
Sweet potatoes	75802	2936.82	38.24	273390.3	45.72	93.09

TABLE 5.7.5 - ESTIMATE OF HOLDERS, AREA, PRODUCTION AND YIELD OF TEMPORARY CROPS FOR PRIVATE PEASANT HOLDINGS FOR BOTH SEASONS

ALL HOLDINGS

GEDEO ZONE

Crop	Number of Holders	Area		Production		Yield QT / HA
		Hectares	%	Quintals	%	
TOTAL	109991	14588.59		418476.3		
Grain Crops	86626	12758.04	100	183252	100	
Cereals	79980	10377.61	81.34	156631.5	85.47	
Teff	1992	157.74	1.24	1164.12	0.64	7.38
Barley	25643	3797.39	29.76	36134.75	19.72	9.52
Wheat	5545	1162.05	9.11	12722.26	6.94	10.95
Maize	63950	5197.15	40.74	105889.7	57.78	20.37
Sorghum	1594	48.11	0.38	720.61	0.39	14.98
Finger Millet	*	*	*	-	-	-
Oats / "Aja"	*	*	*	-	-	-
Rice	*	-	-	-	-	-
Pulses	34840	2330.9	18.27	26529.95	14.48	
Horse beans	17535	1194.58	9.36	12724.35	6.94	10.65
Field peas	7861	939.77	7.37	8658.22	4.72	9.21
Haricot beans	14612	194.27	1.52	*	*	*
Chick – peas	*	*	*	-	-	-
Lentils	*	*	*	*	*	*
Vetch	-	-	-	-	-	-
Soya beans	*	*	*	-	-	-
Fenugreek	-	-	-	-	-	-
Gibto.	-	-	-	-	-	-
Oilseeds	3610	49.53	0.39	90.6	0.05	
Neug.	*	*	*	-	-	-
Linseed	*	*	*	20.1	0.01	*
Groundnuts	*	*	*	-	-	-
Safflower	*	*	*	-	-	-
Sesame	-	-	-	-	-	-
Rapeseed	2998	42.37	0.33	70.5	0.04	1.66
Vegetables	82236	1233.36	100	177298.4	100	
Lettuce	*	*	*	-	-	-
Head cabbage	*	*	*	-	-	-
Ethiopian cabbage	81788	1208.97	98.02	169217.8	95.44	139.97
Tomatoes	*	*	*	-	-	-
Green peppers	3793	21.72	1.76	*	*	*
Red peppers	346	*	*	*	*	*
Swiss chard	-	-	-	-	-	-
Root Crops	35968	597.19	100	57925.84	100	
Beetroot	*	*	*	*	*	*
Carrot	*	*	*	*	*	*
Onion	11116	174.91	29.29	22747.47	39.27	130.05
Potatoes	2710	17.56	2.94	1808.79	3.12	103.01
Garlic	3779	21.3	3.57	*	*	*
Taro / "Godere"	14482	157.1	26.31	12373.12	21.36	78.76
Sweet potatoes	8812	223.26	37.39	20591.48	35.55	92.23

TABLE 5.7.6- ESTIMATE OF HOLDERS, AREA, PRODUCTION AND YIELD OF TEMPORARY CROPS FOR PRIVATE PEASANT HOLDINGS FOR BOTH SEASONS

ALL HOLDINGS

WOLAITA ZONE

Crop	Number of Holders	Area		Production		Yield
		Hectares	%	Quintals	%	QT / HA
TOTAL	259648	98484.9		3122244		
Grain Crops	249476	68587.06	100	676897	100	
Cereals	235629	50230.58	73.24	513082.3	75.8	
Teff	77024	11833.69	17.25	71849.92	10.61	6.07
Barley	25514	1793.15	2.61	12305.13	1.82	6.86
Wheat	19346	2199.7	3.21	25115.03	3.71	11.42
Maize	211692	31016.48	45.22	375833	55.52	12.12
Sorghum	52078	3223.62	4.7	26956.46	3.98	8.36
Finger Millet	756	145.19	0.21	956.06	0.14	6.58
Oats / "Aja"	583	18.74	0.03	*	*	*
Rice	*	-	-	-	-	-
Pulses	197209	18303.03	26.69	163538.9	24.16	
Horse beans	23086	844.7	1.23	7875.1	1.16	9.32
Field peas	30321	1670.23	2.44	10949.57	1.62	6.56
Haricot beans	185729	15036.42	21.92	140262.2	20.72	9.33
Chick - peas	8692	735.28	1.07	4373.79	0.65	5.95
Lentils	611	9.06	0.01	25.61	-	2.83
Vetch	*	*	*	-	-	-
Soya beans	827	6.5	-	52.62	-	8.1
Fenugreek	*	*	*	-	-	-
Gibto.	-	-	-	-	-	-
Oilseeds	2023	53.46	0.08	275.89	0.04	
Neug.	-	-	-	-	-	-
Linseed	1104	36.2	0.05	*	*	*
Groundnuts	177	*	*	*	*	*
Safflower	*	*	*	*	*	*
Sesame	-	-	-	-	-	-
Rapeseed	577	2.93	-	3.04	-	1.04
Vegetables	58303	755.3	100	54789	100	
Lettuce	*	*	*	*	*	*
Head cabbage	238	*	*	*	*	*
Ethiopian cabbage	48731	363.83	48.17	29974.64	54.71	82.39
Tomatoes	*	*	*	*	*	*
Green peppers	10132	173.93	23.03	21048.17	38.42	121.02
Red peppers	5523	211.7	28.03	3326.83	6.07	15.71
Swiss chard	*	*	*	-	-	-
Root Crops	238998	29142.54	100	2390558	100	
Beetroot	927	18.05	0.06	*	*	*
Carrot	519	*	*	*	*	*
Onion	5418	99.57	0.34	9927.55	0.42	99.7
Potatoes	122968	5390.05	18.5	596415.7	24.95	110.65
Garlic	6398	44.18	0.15	*	*	*
Taro / "Godere"	134540	4202.46	14.42	312657.4	13.08	74.4
Sweet potatoes	217688	19378.64	66.5	1469256	61.46	75.82

TABLE 5.7.7 - ESTIMATE OF HOLDERS, AREA, PRODUCTION AND YIELD OF TEMPORARY CROPS FOR PRIVATE PEASANT HOLDINGS FOR BOTH SEASONS

ALL HOLDINGS

SOUTH OMO ZONE

Crop	Number of Holders	Area		Production		Yield QT / HA
		Hectares	%	Quintals	%	
TOTAL	68542	38796.41		490960.4		
Grain Crops	66223	37682.7	100	397622.7	100	
Cereals	64149	33247.3	88.23	360479.3	90.66	
Teff	8214	2016.65	5.35	16400.47	4.12	8.13
Barley	11945	2092.6	5.55	20895.72	5.26	9.99
Wheat	3802	558.38	1.48	9404.98	2.37	16.84
Maize	46906	14741.92	39.12	182582.1	45.92	12.39
Sorghum	35375	13580.74	36.04	129020.8	32.45	9.5
Finger Millet	2387	256.68	0.68	*	*	*
Oats / "Aja"	*	*	*	-	-	-
Rice	*	-	-	-	-	-
Pulses	39280	4192.95	11.13	35697.48	8.98	
Horse beans	12072	1098.49	2.92	12845.05	3.23	11.69
Field peas	7153	821.52	2.18	5481.7	1.38	6.67
Haricot beans	27473	2260.87	6	17347.53	4.36	7.67
Chick - peas	*	*	*	-	-	-
Lentils	*	*	*	*	*	*
Vetch	*	*	*	-	-	-
Soya beans	*	*	*	-	-	-
Fenugreek	65	*	*	-	-	-
Gibto.	-	-	-	-	-	-
Oilseeds	6617	242.46	0.64	1445.94	0.36	
Neug.	*	*	*	-	-	-
Linseed	917	32.16	0.09	76.59	0.02	2.38
Groundnuts	502	*	*	54.97	0.01	*
Safflower	4797	167.79	0.45	1241.9	0.31	7.4
Sesame	592	23.37	0.06	65.93	0.02	2.82
Rapeseed	*	*	*	*	*	*
Vegetables	11843	175.08	100	13926.68	100	
Lettuce	-	-	-	-	-	-
Head cabbage	*	*	*	*	*	*
Ethiopian cabbage	11238	147.87	84.46	10909.79	78.34	73.78
Tomatoes	*	*	*	*	*	*
Green peppers	440	*	*	*	*	*
Red peppers	203	0.65	0.37	5.52	0.04	8.49
Swiss chard	*	*	*	*	*	*
Root Crops	22979	938.63	100	79411.03	100	
Beetroot	-	-	-	-	-	-
Carrot	*	*	*	-	-	-
Onion	2929	58.77	6.26	4873.49	6.14	82.92
Potatoes	3433	98.48	10.49	*	*	*
Garlic	1215	4.81	0.51	377.25	0.48	78.43
Taro / "Godere"	15386	604.04	64.35	44763.87	56.37	74.11
Sweet potatoes	4665	172.52	18.38	20845.12	26.25	120.83

TABLE 5.7.9 - ESTIMATE OF HOLDERS, AREA, PRODUCTION AND YIELD OF TEMPORARY CROPS FOR PRIVATE PEASANT HOLDINGS FOR BOTH SEASONS

ALL HOLDINGS

SHAKA ZONE

Crop	Number of Holders	Area		Production		Yield
		Hectares	%	Quintals	%	QT/HA
TOTAL	30267	17218.97		224233.1		
Grain Crops	29843	16466.7	100	175839.1	100	
Cereals	29621	13944.62	84.68	162030.8	92.15	
Teff	4881	638.05	3.87	3895.26	2.22	6.1
Barley	2370	283.93	1.72	1791.91	1.02	6.31
Wheat	1522	210.74	1.28	*	*	*
Maize	27158	7585.57	46.07	66126.15	37.61	8.72
Sorghum	18014	4724.88	28.69	83181.81	47.31	17.61
Finger Millet	2792	498.38	3.03	*	*	*
Oats / "Aja"	*	*	*	*	*	*
Rice	-	-	-	-	-	-
Pulses	12415	2496.09	15.16	13675.4	7.78	
Horse beans	5176	814.85	4.95	4782.93	2.72	5.87
Field peas	4510	1262.44	7.67	6500.49	3.7	5.15
Haricot beans	7424	416.54	2.53	2391.98	1.36	5.74
Chick - peas	-	-	-	-	-	-
Lentils	*	*	*	-	-	-
Vetch	*	*	*	-	-	-
Soya beans	*	*	*	-	-	-
Fenugreek	25	*	*	-	-	-
Gibto.	-	-	-	-	-	-
Oilseeds	776	*	*	*	*	*
Neug.	-	-	-	-	-	-
Linseed	*	*	*	*	*	*
Groundnuts	-	-	-	-	-	-
Safflower	*	*	*	-	-	-
Sesame	*	*	*	*	*	*
Rapeseed	567	9.65	0.06	*	*	*
Vegetables	9115	221.36	100	13103.13	100	
Lettuce	-	-	-	-	-	-
Head cabbage	*	*	*	-	-	-
Ethiopian cabbage	6221	93.95	42.44	8342.99	63.67	88.8
Tomatoes	76	*	*	*	*	*
Green peppers	2096	30.64	13.84	3317.53	25.32	108.27
Red peppers	1446	*	*	1088.1	8.3	*
Swiss chard	*	*	*	*	*	*
Root Crops	13194	530.9	100	35290.86	100	
Beetroot	*	*	*	*	*	*
Carrot	*	*	*	*	*	*
Onion	1812	*	*	*	*	*
Potatoes	1620	*	*	*	*	*
Garlic	1401	7.69	1.45	486.23	1.38	63.23
Taro / "Godere"	9835	282.1	53.14	20584.22	58.33	72.97
Sweet potatoes	427	*	*	*	*	*

TABLE 5.7.9 - ESTIMATE OF HOLDERS, AREA, PRODUCTION AND YIELD OF TEMPORARY CROPS FOR PRIVATE PEASANT HOLDINGS FOR BOTH SEASONS

ALL HOLDINGS

KEFFA ZONE

Crop	Number of Holders	Area		Production		Yield
		Hectares	%	Quintals	%	QT / HA
TOTAL	139306	123310		1397865		
Grain Crops	134468	120178.4	100	1225980	100	
Cereals	131498	92965.74	77.36	1008331	82.25	
Teff	75076	15621.86	13	121725.5	9.93	7.79
Barley	53992	11348.51	9.44	89327.05	7.29	7.87
Wheat	40296	8253.25	6.87	93216.93	7.6	11.29
Maize	117753	48451.45	40.32	586777.4	47.86	12.11
Sorghum	38264	8173.42	6.8	103660.4	8.46	12.68
Finger Millet	5431	940.52	0.78	11671.66	0.95	12.41
Oats / "Aja"	2549	176.74	0.15	1951.91	0.16	11.04
Rice	-	-	-	-	-	-
Pulses	102683	27112.03	22.56	217381.7	17.73	
Horse beans	70588	14139.67	11.77	127557.5	10.4	9.02
Field peas	38950	8332.86	6.93	61486.06	5.02	7.38
Haricot beans	45042	4616.48	3.84	28310.53	2.31	6.13
Chick - peas	78	*	*	-	-	-
Lentils	122	*	*	*	*	*
Vetch	*	*	*	*	*	*
Soya beans	*	*	*	-	-	-
Fenugreek	355	*	*	*	*	*
Gibto.	*	*	*	-	-	-
Oilseeds	4739	100.65	0.08	267.91	0.02	
Neug.	249	*	*	*	*	*
Linseed	2810	50.71	0.04	164.04	0.01	3.23
Groundnuts	*	*	*	-	-	-
Safflower	*	*	*	-	-	-
Sesame	*	*	*	-	-	-
Rapeseed	1668	13.83	0.01	33.54	-	2.43
Vegetables	65613	1567.34	100	50330.9	100	
Lettuce	*	*	*	*	*	*
Head cabbage	637	*	*	*	*	*
Ethiopian cabbage	60301	1039.35	66.31	39766.37	79.01	38.26
Tomatoes	*	*	*	1.87	-	-
Green peppers	5914	34.02	2.17	5975.47	11.87	175.65
Red peppers	3878	466.39	29.76	2853.36	5.67	6.12
Swiss chard	*	*	*	*	*	*
Root Crops	52759	1564.29	100	121553.5	100	
Beetroot	432	2.58	0.16	133.46	0.11	51.73
Carrot	124	0.5	0.03	28.52	0.02	57.04
Onion	3244	25.89	1.66	2818.69	2.32	108.87
Potatoes	5315	141.4	9.04	10985.94	9.04	77.69
Garlic	8138	41.82	2.67	4363.56	3.59	104.34
Taro / "Godere"	41299	1326.23	84.78	101532	83.53	76.56
Sweet potatoes	1516	25.85	1.65	1691.3	1.39	65.43

TABLE 5.7.10 - ESTIMATE OF HOLDERS, AREA, PRODUCTION AND YIELD OF TEMPORARY CROPS FOR PRIVATE PEASANT HOLDINGS FOR BOTH SEASONS

ALL HOLDINGS

GAMOGOFA ZONE

Crop	Number of Holders	Area		Production		Yield
		Hectares	%	Quintals	%	QT / HA
TOTAL	239346	136502.6		2402396		
Grain Crops	235893	122487.9	100	1184209	100	
Cereals	233233	105357.5	86.01	1031447	87.1	
Teff	81056	21354.66	17.43	141176.6	11.92	6.61
Barley	108033	17797.96	14.53	201607.3	17.02	11.33
Wheat	57053	7654.65	6.25	90331.29	7.63	11.8
Maize	150652	46604.87	38.05	488194.4	41.23	10.48
Sorghum	55976	11625.56	9.49	107174.2	9.05	9.22
Finger Millet	1632	295.56	0.24	2707.77	0.23	9.16
Oats / "Aja"	659	24.21	0.02	*	*	*
Rice	-	-	-	-	-	-
Pulses	148922	16180.41	13.21	145480.9	12.29	
Horse beans	58954	4076.9	3.33	47586.75	4.02	11.67
Field peas	39865	3601.43	2.94	32353.89	2.73	8.98
Haricot beans	98529	7757.63	6.33	59756.29	5.05	7.7
Chick - peas	4396	581.06	0.47	4103.26	0.35	7.06
Lentils	2696	91.02	0.07	579.18	0.05	6.36
Vetch	216	*	*	-	-	-
Soya beans	727	27.5	0.02	103.62	-	3.77
Fenugreek	4617	35.34	0.03	*	*	*
Gibto.	184	-	-	-	-	-
Oilseeds	10851	950.05	0.78	*	*	
Neug.	410	29.3	0.02	*	*	*
Linseed	2782	57.82	0.05	258.13	0.02	4.46
Groundnuts	5927	797.99	0.65	*	*	*
Safflower	665	7.64	-	28.33	-	3.71
Sesame	890	48.18	0.04	127.16	0.01	2.64
Rapeseed	309	*	*	*	*	*
Vegetables	51565	843.98	100	74264.15	100	
Lettuce	-	-	-	-	-	-
Head cabbage	253	*	*	126.19	0.17	*
Ethiopian cabbage	48198	722.13	85.56	65022.4	87.56	90.04
Tomatoes	786	41.07	4.87	5419.07	7.3	131.95
Green peppers	2962	47.06	5.58	3619.82	4.87	76.92
Red peppers	935	6.73	0.8	76.67	0.1	11.39
Swiss chard	480	*	*	-	-	-
Root Crops	168936	13170.69	100	1143922	100	
Beetroot	396	*	*	*	*	*
Carrot	108	0.27	-	*	*	*
Onion	16102	171.67	1.3	14792.27	1.29	86.17
Potatoes	84231	5123.42	38.9	395197.4	34.55	77.14
Garlic	11318	50.15	0.38	*	*	*
Taro / "Godere"	60569	2563.3	19.46	188127.9	16.45	73.39
Sweet potatoes	83785	5260.1	39.94	514283.6	44.96	97.77

TABLE 5.7.11 - ESTIMATE OF HOLDERS, AREA, PRODUCTION AND YIELD OF TEMPORARY CROPS FOR PRIVATE PEASANT HOLDINGS FOR BOTH SEASONS

ALL HOLDINGS

BENCH MAJI ZONE

Crop	Number of Holders	Area		Production		Yield
		Hectares	%	Quintals	%	QT / HA
TOTAL	99026	45005.96		1104727		
Grain Crops	95410	39993.57	100	772765.9	100	
Cereals	93656	34924.02	87.32	732296	94.76	
Teff	12504	2007.25	5.02	12191.77	1.58	6.07
Barley	7472	1029.92	2.58	7027.56	0.91	6.82
Wheat	1854	269.86	0.67	2218.65	0.29	8.22
Maize	90626	27582.75	68.97	651118.6	84.26	23.61
Sorghum	24269	3854.94	9.64	56670.3	7.33	14.7
Finger Millet	2282	174.49	0.44	3011.17	0.39	17.26
Oats / "Aja"	112	4.81	0.01	57.94	-	12.05
Rice	-	-	-	-	-	-
Pulses	46507	4905.63	12.27	40070.79	5.19	
Horse beans	9247	985.43	2.46	8336.95	1.08	8.46
Field peas	4267	678.28	1.7	5481.76	0.71	8.08
Haricot beans	37505	3219.31	8.05	26228.89	3.39	8.15
Chick - peas	-	-	-	-	-	-
Lentils	191	10.32	0.03	22.2	-	2.15
Vetch	*	*	*	-	-	-
Soya beans	339	4.68	0.01	-	-	-
Fenugreek	444	4.9	0.01	*	*	*
Gibto.	*	*	*	-	-	-
Oilseeds	4245	163.92	0.41	399.09	0.05	
Neug.	*	*	*	-	-	-
Linseed	704	12.17	0.03	53.32	-	4.38
Groundnuts	*	*	*	-	-	-
Safflower	*	*	*	-	-	-
Sesame	*	*	*	*	*	*
Rapeseed	2592	68.84	0.17	104.61	0.01	1.52
Vegetables	48112	919.96	100	40882.33	100	
Lettuce	-	-	-	-	-	-
Head cabbage	113	*	*	*	*	*
Ethiopian cabbage	44090	817.75	88.89	34368.22	84.07	42.03
Tomatoes	*	*	*	*	*	*
Green peppers	6011	67.12	7.3	6061.99	14.83	90.32
Red peppers	846	*	*	*	*	*
Swiss chard	*	*	*	-	-	-
Root Crops	63714	4092.43	100	291079.1	100	
Beetroot	*	*	*	*	*	*
Carrot	*	*	*	*	*	*
Onion	2423	14.36	0.35	843.84	0.29	58.76
Potatoes	364	2.41	0.06	91.06	0.03	37.78
Garlic	2241	7.75	0.19	240.58	0.08	31.04
Taro / "Godere"	60964	4025.44	98.36	284992.2	97.91	70.8
Sweet potatoes	1236	*	*	*	*	*

TABLE 5.7.12 - ESTIMATE OF HOLDERS, AREA, PRODUCTION AND YIELD OF TEMPORARY CROPS FOR PRIVATE PEASANT HOLDINGS FOR BOTH SEASONS

ALL HOLDINGS

YEM SPECIAL WEREDA

Crop	Number of Holders	Area		Production		Yield QT / HA
		Hectares	%	Quintals	%	
TOTAL	15133	14251.6		167104.9		
Grain Crops	15017	13800.2	100	124924	100	
Cereals	14894	11105.5	80.47	105004.6	84.05	8.41
Teff	10865	3722.03	26.97	31314.34	25.07	7.1
Barley	9715	1723.42	12.49	12236.72	9.8	9.69
Wheat	10096	3153.95	22.85	30549.77	24.45	13.06
Maize	11857	1880.2	13.62	24562.49	19.66	10.17
Sorghum	4315	616.45	4.47	6269.52	5.02	-
Finger Millet	-	-	-	-	-	-
Oats / "Aja"	295	9.46	0.07	71.74	0.06	7.58
Rice	-	-	-	-	-	-
Pulses	12287	2492.98	18.06	19506.62	15.61	9.29
Horse beans	9472	1403.28	10.17	13032.14	10.43	6.84
Field peas	4614	886.16	6.42	6065.52	4.86	-
Haricot beans	3661	99.5	0.72	-	-	-
Chick - peas	*	*	*	*	*	*
Lentils	1951	89.58	0.65	357.38	0.29	3.99
Vetch	*	*	*	-	-	-
Soya beans	-	-	-	-	-	-
Fenugreek	837	3.11	0.02	9.18	-	2.95
Gibto.	-	-	-	-	-	-
Oilseeds	1969	201.72	1.46	412.82	0.33	2.01
Neug.	277	46.51	0.34	93.55	0.07	2.06
Linseed	1232	148.12	1.07	305.56	0.24	-
Groundnuts	-	-	-	-	-	-
Safflower	-	-	-	-	-	-
Sesame	-	-	-	-	-	-
Rapeseed	618	7.09	0.05	13.71	0.01	1.93
Vegetables	10463	101.87	100	11683.62	100	-
Lettuce	*	*	*	-	-	-
Head cabbage	217	*	*	*	*	*
Ethiopian cabbage	10224	94.86	93.12	11164.24	95.55	117.69
Tomatoes	*	*	*	*	*	*
Green peppers	730	1.92	1.88	183.16	1.57	95.4
Red peppers	178	*	*	*	*	*
Swiss chard	*	*	*	*	*	*
Root Crops	10242	349.53	100	30497.19	100	125.67
Beetroot	335	0.51	0.15	64.09	0.21	123
Carrot	197	0.23	0.07	28.29	0.09	125.43
Onion	230	0.35	0.1	43.9	0.14	109.26
Potatoes	6656	124.5	35.62	13603.31	44.61	114.69
Garlic	2467	5.35	1.53	613.59	2.01	70.96
Taro / "Godere"	4875	193.48	55.35	13729.09	45.02	96.17
Sweet potatoes	1294	25.11	7.18	2414.91	7.92	

TABLE 5.7.13 - ESTIMATE OF HOLDERS, AREA, PRODUCTION AND YIELD OF TEMPORARY CROPS FOR PRIVATE PEASANT HOLDINGS FOR BOTH SEASONS

ALL HOLDINGS

AMARO SPECIAL WEREDA

Crop	Number of Holders	Area		Production		Yield QT / HA
		Hectares	%	Quintals	%	
TOTAL	20808	8053.57		85313.25		
Grain Crops	20171	7846.16	100	64670.45	100	
Cereals	19282	6562.88	83.64	48422.37	74.88	
Teff	8082	2929.53	37.34	19617.75	30.34	6.7
Barley	9310	1236.03	15.75	9591.29	14.83	7.76
Wheat	2933	517.58	6.6	5969.74	9.23	11.53
Maize	10208	1649.16	21.02	12016.55	18.58	7.29
Sorghum	2760	227.56	2.9	1227.04	1.9	5.39
Finger Millet	-	-	-	-	-	-
Oats / "Aja"	*	*	*	-	-	-
Rice	*	-	-	-	-	-
Pulses	15405	1281.58	16.33	16244.05	25.12	
Horse beans	5547	273.22	3.48	2130.26	3.29	7.8
Field peas	5316	445.48	5.68	2854.29	4.41	6.41
Haricot beans	8500	500.7	6.38	*	*	*
Chick - peas	*	*	*	*	*	*
Lentils	663	14.52	0.19	82.43	0.13	5.68
Vetch	*	*	*	-	-	-
Soya beans	*	*	*	-	-	-
Fenugreek	*	*	*	-	-	-
Gibto.	-	-	-	-	-	-
Oilseeds	*	1.69	0.02	*	*	*
Neug.	-	-	-	-	-	-
Linseed	*	*	*	*	*	*
Groundnuts	*	*	*	-	-	-
Safflower	*	*	*	-	-	-
Sesame	-	-	-	-	-	-
Rapeseed	*	*	*	-	-	-
Vegetables	7501	115.17	100	11897.95	100	
Lettuce	-	-	-	-	-	-
Head cabbage	*	-	-	-	-	-
Ethiopian cabbage	7415	109.51	95.09	11897.95	100	108.65
Tomatoes	-	-	-	-	-	-
Green peppers	*	*	*	-	-	-
Red peppers	*	*	*	-	-	-
Swiss chard	*	-	-	-	-	-
Root Crops	6474	92.25	100	8744.85	100	
Beetroot	-	-	-	-	-	-
Carrot	*	-	-	-	-	-
Onion	3673	*	*	*	*	*
Potatoes	*	*	*	-	-	-
Garlic	774	3.57	3.87	-	-	-
Taro / "Godere"	347	1.22	1.32	97.74	1.12	80.11
Sweet potatoes	2206	51.49	55.82	3942.22	45.08	76.56

TABLE 5.7.14 - ESTIMATE OF HOLDERS, AREA, PRODUCTION AND YIELD OF TEMPORARY CROPS FOR PRIVATE PEASANT HOLDINGS FOR BOTH SEASONS

ALL HOLDINGS

BURJI SPECIAL WEREDA

Crop	Number of Holders	Area		Production		Yield
		Hectares	%	Quintals	%	QT / HA
<b>TOTAL</b>	7561	10519.86		88894.81		
<b>Grain Crops</b>	7466	10470.09	100	84801.62	100	
<b>Cereals</b>	7395	8513.1	81.31	73060.18	86.15	
Teff	5283	4301.89	41.09	29567.43	34.87	6.87
Barley	3888	324.43	3.1	1807.18	2.13	5.57
Wheat	4883	1129.76	10.79	5963.19	7.03	5.28
Maize	5940	1817.83	17.36	29752.43	35.08	16.37
Sorghum	2304	932.29	8.9	5969.94	7.04	6.4
Finger Millet	*	*	*	-	-	-
Oats / "Aja"	*	*	*	-	-	-
Rice	-	-	-	-	-	-
<b>Pulses</b>	6328	1949.12	18.62	11729.39	13.83	
Horse beans	815	35.48	0.34	379.55	0.45	10.7
Field peas	880	108.83	1.04	728.88	0.86	6.7
Haricot beans	5620	1488.4	14.22	8934	10.54	6
Chick - peas	1259	265.2	2.53	1371.75	1.62	5.17
Lentils	364	36.83	0.35	290.27	0.34	7.88
Vetch	*	*	*	-	-	-
Soya beans	*	*	*	-	-	-
Fenugreek	167	11.36	0.11	24.93	0.03	2.19
Gibto.	*	*	*	-	-	-
<b>Oilseeds</b>	143	7.87	0.08	*	*	
Neug.	*	*	*	-	-	-
Linseed	60	*	*	*	*	*
Groundnuts	-	-	-	-	-	-
Safflower	*	*	*	-	-	-
Sesame	-	-	-	-	-	-
Rapeseed	*	*	*	-	-	-
<b>Vegetables</b>	1529	20.94	100	1050.05	100	
Lettuce	*	*	*	-	-	-
Head cabbage	-	-	-	-	-	-
Ethiopian cabbage	1415	19.7	94.08	1050.05	100	53.3
Tomatoes	62	*	*	-	-	-
Green peppers	57	*	*	-	-	-
Red peppers	73	*	*	-	-	-
Swiss chard	*	*	*	-	-	-
<b>Root Crops</b>	1465	28.84	100	3043.14	100	
Beetroot	*	*	*	-	-	-
Carrot	-	-	-	-	-	-
Onion	641	8.86	30.72	893.09	29.35	100.8
Potatoes	498	12.34	42.79	*	*	*
Garlic	265	*	*	-	-	-
Taro / "Godere"	*	*	*	-	-	-
Sweet potatoes	238	3.79	13.14	392.85	12.91	103.65

TABLE 5.7.15 - ESTIMATE OF HOLDERS, AREA, PRODUCTION AND YIELD OF TEMPORARY CROPS FOR PRIVATE PEASANT HOLDINGS FOR BOTH SEASONS

ALL HOLDINGS

KONSO SPEIAL WEREDA

Crop	Number of Holders	Area		Production		Yield
		Hectares	%	Quintals	%	QT / HA
TOTAL	32313	40474.14		200174.8		
Grain Crops	32313	40262.18	100	191619.3	100	
Cereals	32309	35005.53	86.94	156017.4	81.42	
Teff	10984	4970.17	12.34	28298.55	14.77	5.69
Barley	4443	364.48	0.91	*	*	*
Wheat	3491	434.89	1.08	*	*	*
Maize	27068	10553.08	26.21	40252.09	21.01	3.81
Sorghum	30540	18273.52	45.39	76908.33	40.14	4.21
Finger Millet	4897	409.37	1.02	*	*	*
Oats / "Aja"	-	-	-	-	-	-
Rice	*	-	-	-	-	-
Pulses	28694	5238.14	13.01	35596.18	18.58	
Horse beans	*	*	*	-	-	-
Field peas	5602	419.03	1.04	1570.44	0.82	3.75
Haricot beans	28174	4614.93	11.46	32349.73	16.88	7.01
Chick - peas	866	*	*	*	*	*
Lentils	721	56.7	0.14	*	*	*
Vetch	*	*	*	-	-	-
Soya beans	*	*	*	-	-	-
Fenugreek	*	*	*	-	-	-
Gibto.	*	*	*	-	-	-
Oilseeds	690	18.52	0.05	*	*	
Neug.	-	-	-	-	-	-
Linseed	235	*	*	-	-	-
Groundnuts	-	-	-	-	-	-
Safflower	*	*	*	*	*	*
Sesame	-	-	-	-	-	-
Rapeseed	-	-	-	-	-	-
Vegetables	1614	98.83	100	*	*	
Lettuce	-	-	-	-	*	-
Head cabbage	-	-	-	-	*	-
Ethiopian cabbage	1487	98.49	99.66	-	*	-
Tomatoes	*	*	*	*	*	*
Green peppers	-	-	-	-	*	-
Red peppers	*	*	*	-	*	-
Swiss chard	-	-	-	-	*	-
Root Crops	3134	113.12	100	*	*	
Beetroot	-	-	-	-	*	-
Carrot	-	-	-	-	*	-
Onion	345	*	*	*	*	*
Potatoes	1561	*	*	*	*	*
Garlic	-	-	-	-	*	-
Taro / "Godere"	*	*	*	-	*	-
Sweet potatoes	1350	16.44	14.53	1525.53	*	92.79

TABLE 5.7.16 - ESTIMATE OF HOLDERS, AREA, PRODUCTION AND YIELD OF TEMPORARY CROPS FOR PRIVATE PEASANT HOLDINGS FOR BOTH SEASONS

ALL HOLDINGS

DERASHE SPECIAL WEREDA

Crop	Number of Holders	Area		Production		Yield	
		Hectares	%	Quintals	%	QT / HA	
TOTAL	21228	30265		188255.1			
Grain Crops	21152	29957.79	100	162885.8	100		
Cereals	20981	26760.8	89.33	141808.1	87.06		
Teff	10548	4495.27	15.01	14517.78	8.91	3.23	
Barley	4141	555.23	1.85	4014.17	2.46	7.23	
Wheat	1396	215.5	0.72	2079.83	1.28	9.65	
Maize	19242	8394.11	28.02	34060.06	20.91	4.06	
Sorghum	15245	13078.24	43.66	87136.29	53.5	6.66	
Finger Millet	-	-	-	-	-	-	-
Oats / "Aja"	*	*	*	-	-	-	-
Rice	-	-	-	-	-	-	-
Pulses	17412	3191.61	10.65	21073.26	12.94		
Horse beans	2868	225.35	0.75	497.84	0.31	2.21	
Field peas	1674	185.03	0.62	*	*	*	
Haricot beans	16483	2510.22	8.38	19041.9	11.69	7.59	
Chick - peas	1525	234.12	0.78	803.02	0.49	3.43	
Lentils	218	*	*	*	*	*	
Vetch	*	*	*	-	-	-	-
Soya beans	*	*	*	*	*	*	*
Fenugreek	*	*	*	*	*	*	*
Gibto.	-	-	-	-	-	-	-
Oilseeds	267	5.39	0.02	*	*	*	*
Neug.	-	-	-	-	-	-	-
Linseed	94	*	*	*	*	*	*
Groundnuts	-	-	-	-	-	-	-
Safflower	195	2.15	-	-	-	-	-
Sesame	*	*	*	-	-	-	-
Rapeseed	-	-	-	-	-	-	-
Vegetables	4664	124.61	100	6878.22	100		
Lettuce	-	-	-	-	-	-	-
Head cabbage	*	*	*	*	*	*	*
Ethiopian cabbage	4499	110.86	88.97	5859.3	85.19	52.85	
Tomatoes	*	*	*	*	*	*	*
Green peppers	198	*	*	*	*	*	*
Red peppers	*	*	*	-	-	-	-
Swiss chard	-	-	-	-	-	-	-
Root Crops	4267	182.61	100	18491.17	100		
Beetroot	*	*	*	*	*	*	*
Carrot	*	*	*	*	*	*	*
Onion	2699	138.1	75.63	16856.9	91.16	122.06	
Potatoes	1228	23.32	12.77	1358.47	7.35	58.25	
Garlic	290	*	*	*	*	*	*
Taro / "Godere"	*	*	*	-	-	-	-
Sweet potatoes	713	15.99	8.76	-	-	-	-

TABLE 5.7.17 - ESTIMATE OF HOLDERS, AREA, PRODUCTION AND YIELD OF TEMPORARY CROPS FOR PRIVATE PEASANT HOLDINGS FOR BOTH SEASONS

ALL HOLDINGS

DAWRO ZONE

Crop	Number of Holders	Area		Production		Yield
		Hectares	%	Quintals	%	QT / HA
TOTAL	69725	36193.52		565325		
Grain Crops	62042	32165.03	100	233426.1	100	
Cereals	56543	23894.74	74.29	175435.4	75.16	
Teff	30462	9030.52	28.08	47060.05	20.16	5.21
Barley	7453	1073.8	3.34	6969.71	2.99	6.49
Wheat	7406	1240.16	3.86	9393.93	4.02	7.57
Maize	36244	7948.99	24.71	70747.98	30.31	8.9
Sorghum	23532	4521.36	14.06	40712.2	17.44	9
Finger Millet	-	-	-	-	-	-
Oats / "Aja"	1398	79.91	0.25	551.52	0.24	6.9
Rice	-	-	-	-	-	-
Pulses	40051	8107.59	25.21	57301.78	24.55	
Horse beans	21140	3854	11.98	31216.54	13.37	8.1
Field peas	9921	2211.85	6.88	14167.61	6.07	6.41
Haricot beans	20075	1829.44	5.69	11229.96	4.81	6.14
Chick - peas	1632	90.36	0.28	322.78	0.14	3.57
Lentils	2344	115.32	0.36	347.53	0.15	3.01
Vetch	70	*	*	*	*	*
Soya beans	158	*	*	*	*	*
Fenugreek	*	*	*	*	*	*
Gibto.	*	*	*	-	-	-
Oilseeds	5444	162.7	0.51	688.93	0.3	
Neug.	*	*	*	*	*	*
Linseed	3883	73.38	0.23	237.3	0.1	3.23
Groundnuts	1117	78.08	0.24	432.24	0.19	5.54
Safflower	-	-	-	-	-	-
Sesame	104	*	*	-	-	-
Rapeseed	341	8.69	0.03	17.05	-	1.96
Vegetables	25275	249.64	100	17438.04	100	
Lettuce	*	*	*	-	-	-
Head cabbage	-	-	-	-	-	-
Ethiopian cabbage	22930	182.88	73.26	14809.61	84.93	80.98
Tomatoes	*	*	*	-	-	-
Green peppers	2162	8.43	3.38	847.02	4.86	100.48
Red peppers	1662	44.9	17.99	296.4	1.7	6.6
Swiss chard	224	*	*	*	*	*
Root Crops	52448	3778.85	100	314460.9	100	
Beetroot	*	*	*	*	*	*
Carrot	*	*	*	-	-	-
Onion	1262	4.34	0.11	381.65	0.12	87.94
Potatoes	7505	204.62	5.41	36087.94	11.48	176.37
Garlic	1790	10.6	0.28	851.41	0.27	80.32
Taro / "Godere"	48384	3075.99	81.4	239027.8	76.01	77.71
Sweet potatoes	11083	482.36	12.76	38028.05	12.09	78.84

TABLE 5.7.18 - ESTIMATE OF HOLDERS, AREA, PRODUCTION AND YIELD OF TEMPORARY CROPS FOR PRIVATE PEASANT HOLDINGS FOR BOTH SEASONS

ALL HOLDINGS

BASKETO SPECIAL WEREDA

Crop	Number of Holders	Area		Production		Yield
		Hectares	%	Quintals	%	QT / HA
TOTAL	9819	4689.31		169301.2		
Grain Crops	9734	4219.42	100	32485.64	100	
Cereals	9696	3776	89.49	30754.82	94.67	
Teff	4388	962.02	22.8	8868.12	27.3	9.22
Barley	2248	360.1	8.53	2359.11	7.26	6.55
Wheat	*	*	*	*	*	*
Maize	9366	1856.21	43.99	13172.54	40.55	7.1
Sorghum	5042	593.67	14.07	6343.91	19.53	10.69
Finger Millet	-	-	-	-	-	-
Oats / "Aja"	*	*	*	-	-	-
Rice	-	-	-	-	-	-
Pulses	7302	432.08	10.24	1684.73	5.19	
Horse beans	771	18.31	0.43	52.7	0.16	2.88
Field peas	2273	128.25	3.04	641.15	1.97	5
Haricot beans	6527	281.04	6.66	990.88	3.05	3.53
Chick - peas	*	*	*	-	-	-
Lentils	-	-	-	-	-	-
Vetch	*	*	*	-	-	-
Soya beans	*	*	*	-	-	-
Fenugreek	*	*	*	-	-	-
Gibto.	*	*	*	-	-	-
Oilseeds	505	11.34	0.27	46.08	0.14	
Neug.	-	-	-	-	-	-
Linseed	76	*	*	*	*	*
Groundnuts	*	*	*	*	*	*
Safflower	305	7.66	0.18	*	*	*
Sesame	*	*	*	-	-	-
Rapeseed	*	*	*	-	-	-
Vegetables	1098	16.6	100	677.22	100	
Lettuce	-	-	-	-	-	-
Head cabbage	-	-	-	-	-	-
Ethiopian cabbage	1085	16.53	99.58	670.34	98.98	40.55
Tomatoes	-	-	-	-	-	-
Green peppers	*	*	*	*	*	*
Red peppers	-	-	-	-	-	-
Swiss chard	-	-	-	-	-	-
Root Crops	7024	453.3	100	136138.4	100	
Beetroot	-	-	-	-	-	-
Carrot	*	*	*	-	-	-
Onion	252	*	*	*	*	*
Potatoes	3640	146.8	32.38	110405.1	81.1	752.08
Garlic	113	0.53	0.12	*	*	*
Taro / "Godere"	2169	60.88	13.43	4495.65	3.3	73.84
Sweet potatoes	4874	239.62	52.86	20943.54	15.38	87.4

TABLE 5.7.19 - ESTIMATE OF HOLDERS, AREA, PRODUCTION AND YIELD OF TEMPORARY CROPS FOR PRIVATE PEASANT HOLDINGS FOR BOTH SEASONS

ALL HOLDINGS

KONTA SPECIAL WEREDA

Crop	Number of Holders	Area		Production		Yield QT / HA
		Hectares	%	Quintals	%	
TOTAL	15813	12411.17		209665.8		
Grain Crops	15241	11207.54	-	114095.2	-	
Cereals	14914	8912.78	-	91055.3	-	
Teff	8000	2373.59	-	18018.4	-	7.59
Barley	2324	967.1	-	13602.9	-	14.07
Wheat	1661	254.02	-	3036.19	-	11.95
Maize	13150	4066.36	-	43260.74	-	10.64
Sorghum	6147	1223.96	-	12846.78	-	10.5
Finger Millet	-	-	-	-	-	-
Oats / "Aja"	181	*	-	*	-	*
Rice	-	-	-	-	-	-
Pulses	11636	2287.76	-	23024.83	-	
Horse beans	4980	1196.99	-	13838.73	-	11.56
Field peas	1942	349.85	-	3201.21	-	9.15
Haricot beans	8219	738.22	-	5984.14	-	8.11
Chick - peas	*	*	-	*	-	*
Lentils	-	-	-	-	-	-
Vetch	*	*	-	-	-	-
Soya beans	-	-	-	-	-	-
Fenugreek	*	*	-	-	-	-
Gibto.	-	-	-	-	-	-
Oilseeds	329	7	-	15.02	-	
Neug.	*	*	-	-	-	-
Linseed	304	6.73	-	15.02	-	2.23
Groundnuts	-	-	-	-	-	-
Safflower	-	-	-	-	-	-
Sesame	*	*	-	-	-	-
Rapeseed	-	-	-	-	-	-
Vegetables	2196	19	-	783.91	-	
Lettuce	-	-	-	-	-	-
Head cabbage	-	-	-	-	-	-
Ethiopian cabbage	1543	12.96	-	287.11	-	22.15
Tomatoes	*	*	-	*	-	*
Green peppers	698	4.92	-	491.51	-	99.9
Red peppers	196	1.02	-	5.08	-	4.98
Swiss chard	-	-	-	-	-	-
Root Crops	12274	1184.63	-	94786.76	-	
Beetroot	-	-	-	-	-	-
Carrot	*	*	-	-	-	-
Onion	*	*	-	-	-	-
Potatoes	1638	45.17	-	*	-	*
Garlic	204	*	-	*	-	*
Taro / "Godere"	11745	1134.98	-	90238.38	-	79.51
Sweet potatoes	168	1.83	-	183.22	-	100.12

TABLE 5.8 - ESTIMATE OF HOLDERS, AREA, PRODUCTION AND YIELD OF  
 TEMPORARY CROPS FOR PRIVATE PEASANT HOLDINGS FOR BOTH SEASONS  
 ALL HOLDINGS

Geographic Area	Number of Holders	Production	
		Area Hectares	Quintals
(S.N.N.P.R.) . . .	2331873	1087318	20820889
Gurage Zone . .	358709	147044.7	2649701
Goru . . . . .	18595	15574.27	200731.3
Ezha . . . . .	18270	2855.78	136018.6
Kokir Gedebanoo	16097	4623.99	137297.4
Sodo . . . . .	25133	16432.42	194762.3
Meskanena Marekoeko	50102	25598.21	427328.5
Selti . . . . .	27594	11949.4	169540.5
Gumer . . . . .	37103	10247.65	259427.7
Cheha . . . . .	26034	2102.86	56196.57
Enemorna Ener	38570	3153.13	86327.31
Dalocha . . . .	30942	22563.67	255696.6
Lanfuro . . . .	23761	17055.36	254024
Akililna Mohr	15897	6498.26	-
Alicho Woriro	20078	6172.31	196717.1
Endegagn. . . .	10534	2217.43	60168.55
Hadiya	221466	137474.1	3081731
Misha . . . . .	57458	35209.93	750222.9
Lemo . . . . .	63083	31814.71	559669.6
Badawacho . .	39661	28587.12	683972.7
Soro . . . . .	61264	41862.36	1087866
Kembata Alaba Tembaro	156717	91988.85	2246920
Omo Sheleko . .	27341	15897.32	416977.2
Angacha . . . .	30214	14582.73	480277.4
Kedida Gamela	27118	11828.3	453332.2
Alaba . . . . .	48105	40865.19	670435.6
Kacha Bira. . .	23939	8815.31	225897.7
Sidama Zone . .	456455	80044.67	2007600
Shebedino . . .	103584	18578.29	413570.5
Awasa . . . . .	57163	16961.72	449017.6
Arbegona. . . .	30814	4487.55	72883.19
Dale . . . . .	68079	7792.79	280990.1
Aleta Wendo . .	62332	7620.6	256797.3
Dara . . . . .	26571	3251.42	121774.6
Hula . . . . .	47518	12707.38	279483.4
Bensa . . . . .	37890	4681.91	69592.47
Aroresa . . . .	22506	3962.99	63490.96
Gedio	109991	14588.59	418476.3
Wenago . . . . .	28606	1099.41	64384.55
Yirgachefe. . .	23918	1457.75	72235.01
Kochere . . . .	39210	8437.34	201199
Bule . . . . .	18257	3594.07	80657.75
Wolayita	259648	98484.9	3122244
Sodo Zuria. . .	37760	16816.64	507445.8
Boloso Sore . .	60266	16171.27	572136
Damot Gale. . .	44974	19238.6	609221.8
Damot Wayde . .	33727	14020.71	418823.3
Kindo Koysa. . .	35646	10023.9	402950.7
Offa . . . . .	28064	9434.19	369055.9
Humbo . . . . .	19211	12779.6	242610.3
South Omo Zone.	68542	38796.41	490960.4
Selamago. . . .	3415	1454.23	29442.6
Bako Gazer. . .	39244	21994.65	328074.6
Gelila. . . . .	10569	2685.06	32900.13
Hamer . . . . .	7324	4703.54	31063.61

CONTD

Kuraz			
Bena Tsemay .	7988	7958.79	69440.98
Shaka	30267	17218.97	224233.1
Masha . . . .	5763	4131.37	21583.49
Anderacha . .	3596	1545.74	17441.23
Yeki . . . .	20907	11541.85	185208.4
Kaffa	139306	123310	1397865
Telo . . . .	11826	11289.98	115545.7
Cheta . . . .	5811	4239.81	59366.2
Decha . . . .	21599	18176.53	103447.9
Menjiwo . . .	18231	20876.29	280427.8
Gimbo . . . .	14031	11324.81	144659.3
Gewata . . . .	10581	10224.36	98583.92
Chena . . . .	25320	21467.44	346982.3
Bitu . . . .	10814	9860.65	145091.2
Gesha Daka . .	13772	10347.82	64129.63
Saylem . . . .	7318	5502.37	39630.87
Gamo Gofa	239346	136502.6	2402396
Arba Minch Zuria	23584	12686.88	271824.5
Boreda . . . .	10243	6475.73	154092
Mirab Abaya .	9465	4198.04	139290.6
Chencha . . .	19520	5333.66	96911.17
Kemba . . . .	23123	18614.57	271464
Bonkie . . . .	23640	12554.78	223369.6
Dita . . . .	12695	4191.96	107363.4
Daramalo . . .	11181	4508.97	104810.7
Kucha . . . .	25135	13867.53	332702.5
Gofa Zuria . .	38327	30460.77	350793.7
Zala . . . .	9029	5421.37	53395.74
Uba Deber Tse	9868	6046.14	45024.82
Melekoza . . .	23537	12142.17	251353.1
Bench-Maji	99026	45005.96	1104727
Shewa Bench .	19561	12196.1	100662.4
Bench . . . .	46874	19377.11	814675.4
Bero . . . .	1368	347.01	6944.76
Maji . . . .	4787	1495.34	20307.3
Menit Goldiya	10616	5659.31	63901.11
Menit Shasha.	6150	1655.93	25974.26
Sheko . . . .	9670	4275.14	72261.98
Yem Special Wer	15133	14251.6	167104.9
Yem . . . .	15133	14251.6	167104.9
Amaro Special W	20808	8053.57	85313.25
Amaro . . . .	20808	8053.57	85313.25
Burji Special W	7561	10519.86	88894.81
Burji . . . .	7561	10519.86	88894.81
Konso Special W	32313	40474.14	200174.8
Konso . . . .	32313	40474.14	200174.8
Dirashe Special	21228	30265	188255.1
Dirashe . . . .	21228	30265	188255.1
Dawro . . . .	69725	36193.52	565325
Mareka Wereda	15468	6402.01	85681.24
Gena Bosa Wer	13073	8381.95	145796.2
Gedo Walcha W	18127	11734.21	199120
Isara Wereda.	9739	3870.71	48262.6
Gorka Bersa W	13318	5804.64	86465.07
Basketo Special	9819	4689.31	169301.2
Basketo . . . .	9819	4689.31	169301.2
Konta Special W	15813	12411.17	209665.8
Ela . . . .	15813	12411.17	209665.8

TABLE 5.8.1 - ESTIMATE OF HOLDERS, AREA, PRODUCTION AND YIELD OF

TEMPORARY CROPS FOR PRIVATE PEASANT HOLDINGS FOR BOTH SEASONS  
ALL HOLDINGS

Geographic Area	Number of Holders	Area	Production
		Hectares	Quintals
(S.N.N.P.R) . . .	2202173	958620.9	10777434
Gurage Zone . .	332107	127454.3	1617709
Goru . . . . .	17185	14117.24	170574.9
Ezha . . . . .	16441	1824.85	27735.01
Kokir Gedebanoo	14224	3668.91	39894.49
Sodo . . . . .	21930	16180.98	178604.2
Meskanena Marekoeko	47503	22011.76	332442.6
Selti . . . . .	27022	11120.92	135702.8
Gumer . . . . .	36631	6916.87	121836.6
Cheha . . . . .	23497	1624.55	15695.65
Enemorna Ener	30813	2464.94	28158.37
Dalocha . . . .	30429	21288.6	214522.2
Lanfuro . . . .	23021	15083.61	207390.5
Akililna Mohr	14407	4541.04	*
Alicho Woriro	19780	4643.53	56208.42
Endegagn. . . .	9223	1966.47	28689.61
Hadiya	217675	121660.5	1558266
Misha . . . . .	56896	32836.37	431308.8
Lemo . . . . .	60774	28299.39	325343.7
Badawacho . .	39430	23589.17	331824.7
Soro . . . . .	60575	36935.54	469789
Kembata Alaba Tembaro	152544	74387.89	1006939
Omo Sheleko . .	27051	12732.38	127721.9
Angacha . . . .	28771	11210.35	132827
Kedida Gamela	26571	9627.19	184710.4
Alaba . . . . .	46840	34420.82	485279.4
Kacha Bira. . .	23313	6397.16	76400.36
Sidama Zone . .	418771	67035.43	969045.7
Shebedino . . .	99345	16945	249223.2
Awasa . . . . .	53880	13707.04	225712.1
Arbegona. . . .	26449	4264.62	47529.06
Dale . . . . .	63407	5729.28	90101.06
Aleta Wendo . .	59436	6069.07	72871.42
Dara . . . . .	22752	2562.15	32504.38
Hula . . . . .	39702	9785.67	170552.5
Bensa . . . . .	32736	4200.88	43016.41
Aroresa . . . .	21064	3771.74	37535.62
Gedio	86626	12758.04	183252
Wenago. . . . .	18215	675.47	9743.03
Yirgachefe. . .	17823	1053.66	15352.54
Kochere . . . .	35991	7820.86	125111.2
Bule . . . . .	14598	3208.04	33045.22
Wolayita	249476	68587.06	676897
Sodo Zuria. . .	36219	11399.5	84933.91
Boloso Sore . .	55500	9777.94	106330.3
Damot Gale. . .	44573	13432.04	88101.77
Damot Wayde . .	33025	10361.03	136136.6
Kindo Koyssha.	33838	6198.44	47824.7
Offa . . . . .	27317	6146.33	68052.92
Humbo . . . . .	19004	11271.79	145516.8
South Omo Zone.	66223	37682.7	397622.7
Selamago. . . .	3407	1398.64	18399.58
Bako Gazer. . .	37488	21083.34	256489.1
Gelila. . . . .	10014	2579.8	24773.67
Hamer . . . . .	7324	4702.42	30996.11

CONTD

Kuraz			
Bena Tsemay .	7988	7918.36	66925.7
Shaka	29843	16466.7	175839.1
Masha . . . .	5674	4095.58	18548.18
Anderacha . .	3444	1484.19	10565.3
Yeki . . . . .	20725	10886.93	146725.7
Kaffa	134468	120178.4	1225980
Telo . . . . .	11573	11184.29	107100.4
Cheta . . . . .	5581	4086.84	50121.24
Decha . . . . .	20954	17844.98	86683.1
Menjiwo . . .	18082	20204.83	229307.7
Gimbo . . . . .	13546	10661.35	126388.5
Gewata . . . .	10320	10056.58	90622.62
Chena . . . . .	23349	20847.72	311189.5
Bitu . . . . .	10612	9649.57	129866
Gesha Daka . .	13427	10226.81	58626.91
Saylem . . . . .	7026	5415.46	36074.57
Gamo Gofa	zone	122487.9	1184209
Arba Minch Zuria	23112	11325.27	132115
Boreda . . . .	10073	5227.49	59370.11
Mirab Abaya .	9126	3689.55	52103.41
Chencha . . . .	19361	4613.72	58938.05
Kemba . . . . .	23000	17230.66	176316.4
Bonkie . . . . .	23478	10924.45	117417.5
Dita . . . . .	12632	3238.47	43074.06
Daramalo . . .	10826	3808.27	36955.33
Kucha . . . . .	24585	11594.01	125356.9
Gofa Zuria . .	37705	28940.83	221524.5
Zala . . . . .	8890	5154.87	29120.93
Uba Deber Tse	9793	5965.7	36624.44
Melekoza . . .	23312	10774.63	95292.63
Bench-Maji	95410	39993.57	772765.9
Shewa Bench .	19411	11718.44	71347.8
Bench . . . . .	43861	15693.73	575006.9
Bero . . . . .	1367	332.5	5869.62
Maji . . . . .	4693	1463.47	17554.35
Menit Goldiya	10611	5483.38	49813.19
Menit Shasha.	6082	1539.68	19256.87
Sheko . . . . .	9385	3762.36	33917.16
Yem Special Wer	15017	13800.2	124924
Yem . . . . .	15017	13800.2	124924
Amaro Special W	20171	7846.16	64670.45
Amaro . . . . .	20171	7846.16	64670.45
Burji Special W	7466	10470.09	84801.62
Burji . . . . .	7466	10470.09	84801.62
Konso Special W	32313	40262.18	191619.3
Konso . . . . .	32313	40262.18	191619.3
Dirashe Special	21152	29957.79	162885.8
Dirashe . . . .	21152	29957.79	162885.8
Dawro . . . . .	62042	32165.03	233426.1
Mareka Wereda	13077	5795.18	39699.15
Gena Bosa Wer	12542	7261.42	54089.6
Gedo Walcha W	16919	10447.5	82748.27
Isara Wereda.	7815	3554.31	22414.18
Gorka Bersa W	11689	5106.61	34474.9
Basketo Special	9734	4219.42	32485.64
Basketo . . . .	9734	4219.42	32485.64
Konta Special W	15241	11207.54	114095.2
Ela . . . . .	15241	11207.54	114095.2

TABLE 5.8.1.1 - ESTIMATE OF HOLDERS, AREA, PRODUCTION AND YIELD OF

TEMPORARY CROPS FOR PRIVATE PEASANT HOLDINGS FOR BOTH SEASONS  
ALL HOLDINGS

## CEREALS

Geographic Area	Number of Holders	Area	Production
		Hectares	Quintals
(S.N.N.P.R) . . .	2132374	796706.4	9381518
Gurage Zone . . .	323466	111073.5	1449278
Goru. . . . .	17049	11056.68	147949.6
Ezha. . . . .	15256	1462.64	22146.22
Kokir Gedebanoo	13738	2727.06	30311.45
Sodo. . . . .	21309	14456.89	166366.9
Meskanena Marekoeko	46683	20540.77	321588.8
Selti . . . . .	26390	10289.15	129426.7
Gumer . . . . .	35509	4948.38	85981.32
Cheha . . . . .	23078	1420.55	13597.43
Enemorna Ener	29395	2236.37	25786.5
Dalocha . . . .	30161	19790.71	204885.6
Lanfuro . . . .	22874	14214.79	200174.3
Akililna Mohr	14237	2949.93	36715.66
Alichu Woriro	18780	3192.18	38085.06
Endegagn. . . .	9007	1787.39	26262.45
Hadiya	215255	102267.5	1384064
Misha . . . . .	56160	28367.07	378702.7
Lemo. . . . .	60218	24871.08	296295.8
Badawacho . . .	38821	16843.46	278183.6
Soro. . . . .	60056	32185.94	430881.8
Kembata Alaba Tembaro	150930	64079.55	943973.5
Omo Sheleko . .	26878	10117.26	115137.2
Angacha . . . .	28115	8989.07	115073.7
Kedida Gamela	26407	7824.75	174413.7
Alaba . . . . .	46781	32022.63	470442
Kacha Bira. . .	22748	5125.85	68906.86
Sidama Zone . .	398943	53707.14	818346.9
Shebedino . . .	95504	12160.5	205094.6
Awasa . . . . .	53305	12696.44	221021.8
Arbegona. . . .	25470	3947.45	44808.57
Dale. . . . .	60863	4580.12	85067.85
Aleta Wendo . .	57828	4743.07	55721.08
Dara. . . . .	20630	1655.15	17427.68
Hula. . . . .	38425	8140.81	131630.7
Bensa . . . . .	29267	3425.01	36045.17
Aroresa . . . .	17652	2358.59	21529.42
Gedio	79980	10377.61	156631.5
Wenago. . . . .	16603	488.39	4232.55
Yirgachefe. . .	15835	802.95	13081.16
Kochoere . . . .	34246	6697.48	114766.8
Bule. . . . .	13296	2388.77	24550.93
Wolayita	235629	50230.58	513082.3
Sodo Zuria. . .	34892	8859.13	75850.04
Boloso Sore . .	50401	6939.32	59888.31
Damot Gale. . .	43593	9443.37	56398.77
Damot Wayde . .	31530	7137.69	103547.5
Kindo Koysha.	30737	3788.69	28326.33
Offa. . . . .	25853	4397.67	52904.33
Humbo . . . . .	18623	9664.69	136167
South Omo Zone.	64149	33247.3	360479.3
Selamago. . . .	3388	1359.12	18130.84
Bako Gazer. . .	36124	18249.69	229709.8
Gelila. . . . .	9323	1927.37	19213.11
Hamer . . . . .	7324	4545.65	29185.47

CONTD

Kuraz			
Bena Tsemay .	7988	7165.32	64201.59
Shaka	29621	13944.62	162030.8
Masha . . . .	5544	2341.83	9323.17
Anderacha . .	3352	1069.81	8641.94
Yeki. . . . .	20725	10532.98	144065.7
Kaffa	131498	92965.74	1008331
Telo. . . . .	11232	7372.26	69390.72
Cheta . . . .	5345	2987.31	42709.7
Decha . . . .	20687	14386.48	59136.75
Menjiwo . . .	17838	15576.68	180127.3
Gimbo . . . .	13259	8627.13	117022.7
Gewata. . . .	10229	8713.13	82024.79
Chena . . . .	22423	17086.44	285340
Bitu . . . . .	10354	7698.45	116850.6
Gesha Daka. .	13198	6510.25	29777.68
Saylem. . . .	6933	4007.62	25950.59
Gamo Gofa	233233	105357.5	1031447
Arba Minch Zuria	23009	10087.68	118806.8
Boreda. . . .	9951	4357.28	52260.68
Mirab Abaya .	9089	3416.58	50384.88
Chencha . . .	19245	3791.92	48143.84
Kemba . . . .	22777	15559.61	167603.9
Bonkie. . . .	23478	10039.3	104242.1
Dita. . . . .	12562	2540.81	34860.6
Daramalo. . .	10601	3586.95	35267.2
Kucha . . . .	24347	9272.66	107882.2
Gofa Zuria . .	36958	23725.85	177207.7
Zala. . . . .	8787	4858.4	24565.68
Uba Deber Tse	9611	5550.64	31813.53
Melekoza. . .	22817	8569.79	78407.93
Bench-Maji	93656	34924.02	732296
Shewa Bench .	19378	10563	62067.64
Bench . . . .	42450	13650.27	557673.6
Bero. . . . .	1359	319.06	5732.44
Maji. . . . .	4658	1367.59	16998.57
Menit Goldiya	10441	4253.11	43108.91
Menit Shasha.	6049	1264.97	15242.46
Sheko . . . .	9322	3506.02	31472.38
Yem Special Wer	14894	11105.5	105004.6
Yem . . . . .	14894	11105.5	105004.6
Amaro Special W	19282	6562.88	48422.37
Amaro . . . .	19282	6562.88	48422.37
Burji Special W	7395	8513.1	73060.18
Burji . . . .	7395	8513.1	73060.18
Konso Special W	32309	35005.53	156017.4
Konso . . . .	32309	35005.53	156017.4
Dirashe Special	20981	26760.8	141808.1
Dirashe . . .	20981	26760.8	141808.1
Dawro . . . .	56543	23894.74	175435.4
Mareka Wereda	11892	4043.53	28762.02
Gena Bosa Wer	11684	5941.61	44887.3
Gedo Walcha W	16043	8186.35	68053.95
Isara Wereda.	6081	1930.42	10597.37
Gorka Bersa W	10843	3792.83	23134.76
Basketo Special	9696	3776	30754.82
Basketo . . .	9696	3776	30754.82
Konta Special W	14914	8912.78	91055.3
Ela . . . . .	14914	8912.78	91055.3

TABLE A - ESTIMATE OF HOLDERS, AREA, PRODUCTION AND YIELD OF

TEMPORARY CROPS FOR PRIVATE PEASANT HOLDINGS FOR BOTH SEASONS  
ALL HOLDINGS

## TEFF

Geographic Area	Number of Holders	Area	Production
		Hectares	Quintals
(S.N.N.P.R) . . .	597940	148274.3	1046872
Gurage Zone . .	78449	26507.1	189315.6
Goru. . . . .	9154	5362.63	42097.34
Ezha. . . . .	*	*	*
Kokir Gedebanoo	679	41.35	242.01
Sodo. . . . .	13181	6492	43122.36
Meskanena Marekoeko	17367	4499.32	36019.53
Selti . . . . .	8587	1820.13	15355.39
Gumer . . . . .	*	*	-
Cheha . . . . .	2182	317.81	2904.35
Enemorna Ener	4678	809.41	6318.97
Dalocha . . . .	18653	6418.9	37123.52
Lanfuro . . . .	1600	254	1927.79
Akililna Mohr	*	*	*
Alicho Woriro	*	*	-
Endegagn. . . .	1390	187.12	1516.03
Hadiya	90792	22023.79	199770.4
Misha . . . . .	21433	5172.22	51745.94
Lemo. . . . .	24617	6013.42	40303
Badawacho . . .	23532	4730.55	40706.86
Soro. . . . .	21210	6107.61	67014.55
Kembata Alaba Tembaro	59011	11129.44	75655.07
Omo Sheleko . .	10571	2097.25	11329.45
Angacha . . . .	9048	1439.31	11419.53
Kedida Gamela	10644	1669.45	13105.86
Alaba . . . . .	19263	4637.8	31696.12
Kacha Bira. . . .	9485	1285.62	8104.1
Sidama Zone . .	20330	2199.06	16464.68
Shebedino . . .	3561	210.32	615.63
Awasa . . . . .	3191	444.95	*
Arbegona. . . .	1545	169.26	1655.17
Dale. . . . .	876	*	221.8
Aleta Wendo . .	1673	125.68	585.56
Dara. . . . .	432	24.1	88.95
Hula. . . . .	4802	411.08	4052.03
Bensa . . . . .	2073	272.58	2719.95
Aroresa . . . .	2176	473.17	3247
Gedio	1992	157.74	1164.12
Wenago. . . . .	649	*	*
Yirgachefe. . . .	*	*	*
Kochere . . . .	718	55.03	*
Bule. . . . .	*	*	*
Wolayita	77024	11833.69	71849.92
Sodo Zuria. . . .	13598	2818.61	19705.1
Boloso Sore . . .	19786	2527.51	16972.93
Damot Gale. . . .	16699	2330.97	11705.95
Damot Wayde . .	3460	500.97	2900.03
Kindo Koyscha.	9617	1259.69	7222.38
Offa. . . . .	7923	1188.23	6346.89
Humbo . . . . .	5940	1207.71	6996.65
South Omo Zone.	8214	2016.65	16400.47
Selamago. . . . .	1997	535.33	4482.46
Bako Gazer. . . .	4611	1029.83	8779.94
Gelila. . . . .	559	77.04	420.77
Hamer . . . . .	44	8.97	*

CONTD

Kuraz	-	-	-
Bena Tsemay .	1003	365.48	2658.14
Shaka	4881	638.05	3895.26
Masha . . . .	2865	426.38	2868.88
Anderacha . . .	1039	144.82	784.11
Yeki . . . . .	977	66.86	242.28
Kaffa	75076	15621.86	121725.5
Telo . . . . .	7582	1558.22	13898.66
Cheta . . . . .	3612	728.07	6298.58
Decha . . . . .	11478	2145.69	13556.61
Menjiwo . . . .	10854	3638.87	36406.12
Gimbo . . . . .	7851	1621.95	10080.89
Gewata . . . . .	6055	1450.72	9178.82
Chena . . . . .	10993	1898.19	9551.76
Bitu . . . . .	3301	399.48	2390.26
Gesha Daka . .	7914	1153.18	10579.67
Saylem . . . . .	5436	1027.48	9784.15
Gamo Gofa	81056	21354.66	141176.6
Arba Minch Zuria	5991	1358.98	11526.3
Boreda . . . . .	4423	1140.73	6943.15
Mirab Abaya . .	1085	191.13	1139.43
Chencha . . . . .	930	62.36	469.25
Kemba . . . . .	6734	1436.77	8934.64
Bonkie . . . . .	4990	986.35	8080.75
Dita . . . . .	910	65.56	427.16
Daramalo . . . .	2174	329.93	1734.75
Kucha . . . . .	11974	2422.58	14949.32
Gofa Zuria . . .	18919	7249.52	40275.69
Zala . . . . .	4422	899.67	6158.87
Uba Deber Tse	5947	1828.3	14315.14
Melekoza . . . .	12556	3382.8	26222.1
Bench-Maji	12504	2007.25	12191.77
Shewa Bench . .	3203	545.14	3860.89
Bench . . . . .	6283	1056.52	4354.2
Bero . . . . .	*	*	*
Maji . . . . .	553	99.3	715.85
Menit Goldiya	2215	285.62	3047.29
Menit Shasha .	211	18.17	210.3
Sheko . . . . .	*	*	*
Yem Special Wer	10865	3722.03	31314.34
Yem . . . . .	10865	3722.03	31314.34
Amaro Special W	8082	2929.53	19617.75
Amaro . . . . .	8082	2929.53	19617.75
Burji Special W	5283	4301.89	29567.43
Burji . . . . .	5283	4301.89	29567.43
Konso Special W	10984	4970.17	28298.55
Konso . . . . .	10984	4970.17	28298.55
Dirashe Special	10548	4495.27	14517.78
Dirashe . . . . .	10548	4495.27	14517.78
Dawro . . . . .	30462	9030.52	47060.05
Mareka Wereda	5900	1306.32	6662.65
Gena Bosa Wer	8868	2841.54	14678.64
Gedo Walcha W	8963	3108.76	15886.6
Isara Wereda .	2331	624.2	3246.74
Gorka Bersa W	4400	1149.71	6585.41
Basketo Special	4388	962.02	8868.12
Basketo . . . . .	4388	962.02	8868.12
Konta Special W	8000	2373.59	18018.4
Ela . . . . .	8000	2373.59	18018.4

TABLE B - ESTIMATE OF HOLDERS, AREA, PRODUCTION AND YIELD OF

TEMPORARY CROPS FOR PRIVATE PEASANT HOLDINGS FOR BOTH SEASONS  
ALL HOLDINGS

## BARLEY

Geographic Area	Number of Holders	Area	Production
		Hectares	Quintals
(S.N.N.P.R) . . .	600803	79122.15	824606.6
Gurage Zone . .	141457	18223.07	239226.7
Goru . . . . *	*	*	*
Ezha . . . .	9355	1054.09	16630.18
Kokir Gedebanoo	8195	1700.66	19787.52
Sodo . . . .	5866	937.48	5829.28
Meskanena Marekoeko	8001	488.96	5692.09
Selti . . . .	11397	1313.85	14874.87
Gumer . . . .	35412	4686.88	81752.88
Cheha . . . .	4152	*	*
Enemorna Ener	7129	222.44	2457.55
Dalocha . . .	11719	750.36	5608.83
Lanfuro . . .	8737	1312.12	14543.21
Akililna Mohr	8009	2459.96	32331.2
Alichu Woriro	18248	2714.26	32247.97
Endegagn . . .	5186	392.45	4728.13
Hadiya	69243	6623.47	62182.96
Misha . . . .	26200	2474.24	20669.47
Lemo . . . .	23250	1890.91	19002.57
Badawacho . .	1399	88.57	*
Soro . . . .	18395	2169.74	22115.91
Kembata Alaba Tembaro	25116	1652.32	12601.97
Omo Sheleko .	1247	101.44	1092.57
Angacha . . .	10905	833.97	6207.78
Kedida Gamela	3463	216.2	1535.76
Alaba . . . .	6845	316.61	2088.45
Kacha Bira . .	2656	184.09	1677.4
Sidama Zone . .	86496	7875.25	88121.93
Shebedino . .	17487	1427.77	16046.61
Awasa . . . .	8590	687.13	10322.56
Arbegona . . .	10763	974.6	10621.14
Dale . . . .	5921	308.73	4082.85
Aleta Wendo .	6454	528.86	6056.32
Dara . . . .	5510	749.4	8355.98
Hula . . . .	19520	1849.76	19479.78
Bensa . . . .	9503	991.62	10149.68
Aroresa . . .	2748	357.37	3006.98
Gedio	25643	3797.39	36134.75
Wenago . . . .	1678	*	*
Yirgachefe . .	2006	175.01	1871.84
Kochere . . .	10379	1301.87	11711.38
Bule . . . .	11580	2182.42	21704.64
Wolayita	25514	1793.15	12305.13
Sodo Zuria . .	4784	*	*
Boloso Sore .	4700	225.09	1168.2
Damot Gale . .	6816	643.09	4657.61
Damot Wayde .	1474	124.75	534.25
Kindo Koyssha.	2761	97.52	497.02
Offa . . . .	4018	176.67	1111.55
Humbo . . . .	961	61.48	471.02
South Omo Zone.	11945	2092.6	20895.72
Selamago . . .	*	*	*
Bako Gazer . .	6049	1105.9	12432.43
Gelila . . . .	5862	986.2	8459.29
Hamer . . . .	*	*	-

CONTD

Kuraz	-	-	-
Bena Tsemay .	-	-	-
Shaka	2370	283.93	1791.91
Masha . . . .	1498	194.11	1079.52
Anderacha . .	374	34.35	157.52
Yeki . . . . .	498	*	*
Kaffa	53992	11348.51	89327.05
Telo . . . . .	6203	1214.46	14076.16
Cheta . . . . .	1264	189.98	1250.09
Decha . . . . .	7388	1783.4	8071.02
Menjiwo . . . .	11666	2751.78	27334.46
Gimbo . . . . .	3348	428.91	2908.91
Gewata . . . . .	4762	934.95	6376.34
Chena . . . . .	9676	2012.01	13861.31
Bitu . . . . .	4283	1136.03	9227.08
Gesha Daka . .	3081	607.91	4285.94
Saylem . . . . .	2319	289.1	1935.75
Gamo Gofa	108033	17797.96	201607.3
Arba Minch Zuria	12487	1430.84	12325.13
Boreda . . . . .	5447	461.49	4286.8
Mirab Abaya . .	3096	309.24	2631.42
Chencha . . . .	17662	2296.84	28755.3
Kemba . . . . .	11031	2973.69	32594.55
Bonkie . . . . .	20100	4161.18	51145.65
Dita . . . . .	11340	1843.94	27383.99
Daramalo . . . .	5522	742.51	7378.89
Kucha . . . . .	2687	186.1	1524.54
Gofa Zuria . . .	9432	2030.5	22621.75
Zala . . . . .	514	30.69	180.23
Uba Deber Tse	2481	340.13	4153.77
Melekoza . . . .	6234	990.82	6625.26
Bench-Maji	7472	1029.92	7027.56
Shewa Bench . .	1542	179.26	806.28
Bench . . . . .	1475	*	*
Bero . . . . .	62	4.71	48.2
Maji . . . . .	2038	315.64	2632.47
Menit Goldiya	1526	141.38	1397.26
Menit Shasha .	678	75.41	545.07
Sheko . . . . .	152	18.04	84.13
Yem Special Wer	9715	1723.42	12236.72
Yem . . . . .	9715	1723.42	12236.72
Amaro Special W	9310	1236.03	9591.29
Amaro . . . . .	9310	1236.03	9591.29
Burji Special W	3888	324.43	1807.18
Burji . . . . .	3888	324.43	1807.18
Konso Special W	4443	364.48	*
Konso . . . . .	4443	364.48	*
Dirashe Special	4141	555.23	4014.17
Dirashe . . . . .	4141	555.23	4014.17
Dawro . . . . .	7453	1073.8	6969.71
Mareka Wereda	1793	237.74	1522.6
Gena Bosa Wer	575	61.93	398.49
Gedo Walcha W	2236	336.74	1414.94
Isara Wereda .	864	179.06	1230.56
Gorka Bersa W	1986	258.32	2403.11
Basketo Special	2248	360.1	2359.11
Basketo . . . . .	2248	360.1	2359.11
Konta Special W	2324	967.1	13602.9
Ela . . . . .	2324	967.1	13602.9

TABLE C - ESTIMATE OF HOLDERS, AREA, PRODUCTION AND YIELD OF

TEMPORARY CROPS FOR PRIVATE PEASANT HOLDINGS FOR BOTH SEASONS  
ALL HOLDINGS

Geographic Area	Number of Holders	Area	Production
		Hectares	Quintals
(S.N.N.P.R) . . .	493536	96329.76	1388176
Gurage Zone . .	97370	15496.92	214109.7
Goru. . . . .	813	36.53	426.91
Ezha. . . . .	2049	78.53	1112.04
Kokir Gedebanoo	6902	868.85	9518.08
Sodo. . . . .	10511	2487.19	27305.41
Meskanena Marekoeko	11880	2550.75	44831.72
Selti . . . . .	9611	1781.8	21992.96
Gumer . . . . .	8603	254.47	4080.59
Cheha . . . . .	3282	99.09	1439.34
Enemorna Ener	7082	325.35	4081.05
Dalocha . . . .	11963	2139.85	24907.14
Lanfuro . . . .	10714	3171.05	47627.97
Akililna Mohr	2073	73.43	1072.68
Alicho Woriro	5667	451.29	5799.89
Endegagn. . . .	6220	1178.75	19913.94
Hadiya	128536	35096.97	596514.4
Misha . . . . .	40800	13112.08	230064.9
Lemo. . . . .	34210	6890.78	111076.5
Badawacho . .	11398	1725.11	30396.33
Soro. . . . .	42129	13369.01	224976.6
Kembata Alaba Tembaro	72578	13555.33	211126.9
Omo Sheleko . .	6583	1855.67	30674.75
Angacha . . . .	21056	4038.04	74767.68
Kedida Gamela	16402	2288.01	33262.36
Alaba . . . . .	20754	3698.83	43481.77
Kacha Bira. . .	7783	1674.79	28940.37
Sidama Zone . .	33744	4922.45	70684.39
Shebedino . . .	3136	*	*
Awasa . . . . .	1065	*	*
Arbegona. . . .	8827	1087.01	13877.97
Dale. . . . .	*	*	*
Aleta Wendo . .	1513	123.48	1327.18
Dara. . . . .	2085	242.26	2553.92
Hula. . . . .	13017	2479.65	40466.56
Bensa . . . . .	2421	321.26	3180.07
Aroresa . . . .	1298	259.13	*
Gedio	5545	1162.05	12722.26
Wenago. . . . .	*	*	*
Yirgachefe. . .	456	*	*
Kochere . . . .	4769	1087.5	11777.03
Bule. . . . .	*	*	*
Wolayita	19346	2199.7	25115.03
Sodo Zuria. . .	6380	897.84	11699.29
Boloso Sore . .	4874	528.73	5093.4
Damot Gale. . .	4826	527.28	6204.32
Damot Wayde . .	*	*	*
Kindo Koysa. .	1484	59.05	*
Offa. . . . .	1522	*	*
Humbo . . . . .	*	*	*
South Omo Zone.	3802	558.38	9404.98
Selamago. . . .	46	*	*
Bako Gazer. . .	1936	*	*
Gelila. . . . .	1813	246.69	2626.67
Hamer . . . . .	*	*	*

CONTD

Kuraz	-	-	-
Bena Tsemay .	-	-	-
Shaka	1522	210.74	*
Masha . . . .	727	66.13	458.25
Anderacha . .	475	52.3	299.76
Yeki . . . . .	*	*	*
Kaffa	40296	8253.25	93216.93
Telo . . . . .	5585	1245.93	17037.15
Cheta . . . . .	183	20.55	212.93
Decha . . . . .	1922	319.7	*
Menjiwo . . .	10451	2514.81	31840.93
Gimbo . . . . .	2982	457.62	3866.22
Gewata . . . .	5069	1361.31	13860.94
Chena . . . . .	1564	201.74	1478.28
Bitu . . . . .	3262	750.71	9248.14
Gesha Daka . .	5684	935.75	9405.3
Saylem . . . .	3594	445.12	3537.81
Gamo Gofa	57053	7654.65	90331.29
Arba Minch Zuria	5974	638.52	7686.08
Boreda . . . .	2562	279.36	2608.34
Mirab Abaya .	2735	288.26	2542.24
Chencha . . . .	13603	1215.53	15638.11
Kemba . . . . .	6083	1397.88	17987.02
Bonkie . . . . .	9325	1444.35	19793.74
Dita . . . . .	5211	290.78	3532.2
Daramalo . . .	583	24.83	232.23
Kucha . . . . .	1036	66.86	*
Gofa Zuria . .	3622	790.35	9121.35
Zala . . . . .	*	*	*
Uba Deber Tse	1165	193.11	2240.55
Melekoza . . .	5117	1022.14	8389.22
Bench-Maji	1854	269.86	2218.65
Shewa Bench .	729	128.75	977.8
Bench . . . . .	*	*	*
Bero . . . . .	*	*	*
Maji . . . . .	360	46.27	537.82
Menit Goldiya	300	36.92	152.49
Menit Shasha.	42	2.31	31.71
Sheko . . . . .	42	4.18	*
Yem Special Wer	10096	3153.95	30549.77
Yem . . . . .	10096	3153.95	30549.77
Amaro Special W	2933	517.58	5969.74
Amaro . . . . .	2933	517.58	5969.74
Burji Special W	4883	1129.76	5963.19
Burji . . . . .	4883	1129.76	5963.19
Konso Special W	3491	434.89	*
Konso . . . . .	3491	434.89	*
Dirashe Special	1396	215.5	2079.83
Dirashe . . . .	1396	215.5	2079.83
Dawro . . . . .	7406	1240.16	9393.93
Mareka Wereda	2728	513.12	3934.47
Gena Bosa Wer	1094	229.37	1744.2
Gedo Walcha W	1647	211.13	1433.61
Isara Wereda.	370	52.18	362.58
Gorka Bersa W	1567	234.37	1919.06
Basketo Special	*	*	*
Basketo . . . .	*	*	*
Konta Special W	1661	254.02	3036.19
Ela . . . . .	1661	254.02	3036.19

TABLE D - ESTIMATE OF HOLDERS, AREA, PRODUCTION AND YIELD OF

TEMPORARY CROPS FOR PRIVATE PEASANT HOLDINGS FOR BOTH SEASONS  
ALL HOLDINGS

## MAIZE

Geographic Area	Number of Holders	Area	Production
		Hectares	Quintals
(S.N.N.P.R) . . .	1693040	357497.9	5071809
Gurage Zone . .	201628	40478.51	701280.6
Goru . . . . .	15234	3833.76	80728.18
Ezha . . . . .	5803	186.23	2808.24
Kokir Gedebanoo	3252	47.26	*
Sodo . . . . .	13171	3853.15	84500.27
Meskanena Marekoeko	42684	11495.81	216052.8
Selti . . . . .	21451	4233.88	64303.49
Gumer . . . . .	*	*	*
Cheha . . . . .	18986	825.67	6892.37
Enemorna Ener	22112	837.52	*
Dalocha . . . .	28134	7758.89	118924.7
Lanfuro . . . .	21248	7124.59	112187.4
Akililna Mohr	6494	234.59	1909.02
Alicho Woriro	1165	*	*
Endegagn . . .	1801	24.01	55.19
Hadiya	180203	31007.68	456810
Misha . . . . .	46628	6372.51	64970.93
Lemo . . . . .	46790	7889	108975.6
Badawacho . .	36535	9391.62	199109.6
Soro . . . . .	50250	7354.55	83753.87
Kembata Alaba Tembaro	131674	29398.34	565117.5
Omo Sheleko .	23773	4349.28	58845.15
Angacha . . . .	19822	1526.19	12874.88
Kedida Gamela	24017	2934.64	119311.5
Alaba . . . . .	45730	18700.93	344374.5
Kacha Bira . .	18332	1887.3	29711.36
Sidama Zone . .	337723	37267.23	624255
Shebedino . . .	88949	9954.89	182763.6
Awasa . . . . .	48671	11377.33	204700
Arbegona . . .	14573	1695.4	18244.18
Dale . . . . .	54996	3595.45	72263.7
Aleta Wendo .	55210	3786.14	45493.22
Dara . . . . .	14994	477.95	4639.2
Hula . . . . .	22251	3314.84	65185.7
Bensa . . . . .	23276	1798.29	19278.17
Aroresa . . . .	14803	1266.95	11687.16
Gedio	63950	5197.15	105889.7
Wenago . . . .	14155	230.86	1920.04
Yirgachefe . .	14841	535.17	10317.8
Kochere . . . .	31734	4251.66	91034.32
Bule . . . . .	3220	179.46	2617.54
Wolayita	211692	31016.48	375833
Sodo Zuria . .	29893	4482.99	38989.31
Boloso Sore . .	44587	3283.62	34466.66
Damot Gale . .	39842	5326.6	27105.41
Damot Wayde .	30961	5993.11	95789.07
Kindo Koysha .	25402	1737.34	15062.13
Offa . . . . .	22769	2473.43	40888.87
Humbo . . . . .	18237	7719.41	123531.5
South Omo Zone.	46906	14741.92	182582.1
Selamago . . .	2803	464.31	4566.32
Bako Gazer . .	31225	11133.14	144371.8
Gelila . . . . .	4134	393.84	4746.84
Hamer . . . . .	2811	629.65	4738.92

CONTD

Kuraz	*	*	*
Bena Tsemay . . .	5931	2120.85	24119.74
Shaka	27158	7585.57	66126.15
Masha . . . .	5245	1624.43	4763.93
Anderacha . . .	3256	834.06	7396.94
Yeki . . . . .	18657	5127.08	53965.27
Kaffa	117753	48451.45	586777.4
Telo . . . . .	9077	2460.49	10170.39
Cheta . . . . .	4121	1225.73	20577.68
Decha . . . . .	18814	8078.02	9918.71
Menjiwo . . . .	16221	5071.03	66870.53
Gimbo . . . . .	11990	4690.66	83913.97
Gewata . . . . .	9200	3857.04	38791.48
Chena . . . . .	20197	12302.93	254469.4
Bitu . . . . .	9589	4761.19	86262.45
Gesha Daka . . .	12369	3785.63	5233.41
Saylem . . . . .	6176	2218.72	10569.45
Gamo Gofa	150652	46604.87	488194.4
Arba Minch Zuria	15677	5753.2	77856.4
Boreda . . . . .	7872	1774.84	31468.79
Mirab Abaya . .	5658	2126.2	39620.94
Chencha . . . . .	1059	58.65	*
Kemba . . . . .	13768	6320.01	89913.05
Bonkie . . . . .	9503	2094.1	13711.61
Dita . . . . .	3261	136.69	426.03
Daramalo . . . .	6715	2417.35	25244.81
Kucha . . . . .	23345	5640.1	83135.1
Gofa Zuria . . .	33213	11374.6	74773.54
Zala . . . . .	8534	3804.04	17222.1
Uba Deber Tse	6915	2920.98	8598.06
Melekoza . . . .	15133	2184.09	25416.55
Bench-Maji	90626	27582.75	651118.6
Shewa Bench . .	19257	9509.74	54436.36
Bench . . . . .	41466	10369.41	524218.3
Bero . . . . .	1345	165.22	1953.73
Maji . . . . .	3852	579.02	8054.25
Menit Goldiya	10230	3748.09	37834.44
Menit Shasha . .	5546	949.65	9951.92
Sheko . . . . .	8929	2261.61	14669.59
Yem Special Wer	11857	1880.2	24562.49
Yem . . . . .	11857	1880.2	24562.49
Amaro Special W	10208	1649.16	12016.55
Amaro . . . . .	10208	1649.16	12016.55
Burji Special W	5940	1817.83	29752.43
Burji . . . . .	5940	1817.83	29752.43
Konso Special W	27068	10553.08	40252.09
Konso . . . . .	27068	10553.08	40252.09
Dirashe Special	19242	8394.11	34060.06
Dirashe . . . . .	19242	8394.11	34060.06
Dawro . . . . .	36244	7948.99	70747.98
Mareka Wereda	7170	1394.47	10951.93
Gena Bosa Wer	6471	1222.74	13637.63
Gedo Walcha W	11748	2846.67	36920.69
Isara Wereda . .	4127	838.34	3114.19
Gorka Bersa W	6729	1646.78	6123.55
Basketo Special	9366	1856.21	13172.54
Basketo . . . . .	9366	1856.21	13172.54
Konta Special W	13150	4066.36	43260.74
Ela . . . . .	13150	4066.36	43260.74

TABLE E - ESTIMATE OF HOLDERS, AREA, PRODUCTION AND YIELD OF

## TEMPORARY CROPS FOR PRIVATE PEASANT HOLDINGS FOR BOTH SEASONS

## ALL HOLDINGS

## SORGHUM

Geographic Area	Number of Holders	Area	Production
		Hectares	Quintals
(S.N.N.P.R) . . .	562814	109096.1	982759.6
Gurage Zone . . .	73034	10039.95	101391.7
Goru . . . . .	4788	1780.41	23934.67
Ezha . . . . .	*	*	*
Kokir Gedebanoo	*	*	*
Sodo . . . . .	3890	667.71	5436.92
Meskanena Marekoeko	18606	1496.55	18863.66
Selti . . . . .	10051	1133.18	12846.59
Gumer . . . . .	-	-	-
Cheha . . . . .	145	*	*
Enemorna Ener	*	*	*
Dalocha . . . . .	18408	2585.4	16391.85
Lanfuro . . . . .	15853	2319.92	23625.17
Akiliina Mohr	114	*	*
Alicho Woriro	*	*	*
Endegagn . . . . .	*	*	*
Hadiya	78617	7114.07	65772.25
Misha . . . . .	15651	1214.46	11120.94
Lemo . . . . .	23206	1994.05	15435.38
Badawacho . . . . .	16021	819.4	6935.54
Soro . . . . .	23739	3086.16	32280.39
Kembata Alaba Tembaro	60302	5921.05	54506.1
Omo Sheleko . . . . .	10572	1698.03	13102.29
Angacha . . . . .	11009	1092.12	9462.05
Kedida Gamela	8740	646.59	6702.07
Alaba . . . . .	27622	2412.51	24840.1
Kacha Bira . . . . .	2359	71.81	399.58
Sidama Zone . . . . .	35407	1322.71	16290.97
Shebedino . . . . .	7695	*	1685.79
Awasa . . . . .	468	*	*
Arbegona . . . . .	*	*	*
Dale . . . . .	15720	583.18	7774.91
Aleta Wendo . . . . .	5575	177.65	2240.14
Dara . . . . .	3425	159.63	1768.26
Hula . . . . .	*	*	*
Bensa . . . . .	*	*	*
Aroresa . . . . .	*	*	*
Gedio	1594	48.11	720.61
Wenago . . . . .	1543	47.94	719.89
Yirgachefe . . . . .	*	*	-
Kochere . . . . .	*	*	*
Bule . . . . .	-	-	-
Wolavita	52078	3223.62	26956.46
Sodo Zuria . . . . .	4154	190.99	1563.96
Boloso Sore . . . . .	5016	373.2	2187.12
Damot Gale . . . . .	14918	609.31	6697.83
Damot Wayde . . . . .	6106	510.95	4286.24
Kindo Koysha . . . . .	9797	623.17	4623.33
Offa . . . . .	6844	381.81	3225.66
Humbo . . . . .	5242	534.18	4372.32
South Omo Zone . . . . .	35375	13580.74	129020.8
Selamago . . . . .	2147	353.52	*
Bako Gazer . . . . .	16922	4494.48	55726.17
Gelila . . . . .	2244	220.79	2948.87
Hamer . . . . .	6848	3896.44	24328.31

CONTD

Kuraz	-	-	-
Bena Tsemay .	7214	4615.51	36995.9
Shaka	18014	4724.88	83181.81
Masha . . . .	267	30.6	151.97
Anderacha . .	33	*	3.61
Yeki . . . . .	17714	4691.61	83026.24
Kaffa	38264	8173.42	103660.4
Telo . . . . .	3571	882.89	14139.2
Cheta . . . . .	3400	818.12	14318.42
Decha . . . . .	9668	2045.85	24758.53
Menjiwo . . . .	5859	1419.5	15555.18
Gimbo . . . . .	4431	661.24	6550.56
Gewata . . . . .	3311	1068.94	13548.36
Chena . . . . .	4490	605.7	5257.21
Bitu . . . . .	3044	634.11	9320.89
Gesha Daka . .	240	12.93	*
Saylem . . . . .	250	24.15	120.74
Gamo Gofa	55976	11625.56	107174.2
Arba Minch Zuria	6657	904.2	9389.9
Boreda . . . . .	3974	494.58	4547.83
Mirab Abaya . .	2959	501.61	4449.78
Chencha . . . . .	1644	155.52	*
Kemba . . . . .	6021	3398.37	18089.97
Bonkie . . . . .	6148	1318.71	11510.39
Dita . . . . .	2480	202.66	2987.2
Daramalo . . . .	1162	72.33	*
Kucha . . . . .	6937	939.45	7526.32
Gofa Zuria . . .	9805	2267.48	30369.96
Zala . . . . .	984	115.54	931.37
Uba Deber Tse	1687	267.46	2499.61
Melekoza . . . .	5518	987.66	11748.34
Bench-Maji	24269	3854.94	56670.3
Shewa Bench . .	1462	171.06	1550.51
Bench . . . . .	9636	1784.46	25538.73
Bero . . . . .	1154	128.07	3560.75
Maji . . . . .	2464	325.25	5035.82
Menit Goldiya	615	38.74	646.22
Menit Shasha.	3290	219.42	4503.46
Sheko . . . . .	5649	1187.93	15834.81
Yem Special Wer	4315	616.45	6269.52
Yem . . . . .	4315	616.45	6269.52
Amaro Special W	2760	227.56	1227.04
Amaro . . . . .	2760	227.56	1227.04
Burji Special W	2304	932.29	5969.94
Burji . . . . .	2304	932.29	5969.94
Konso Special W	30540	18273.52	76908.33
Konso . . . . .	30540	18273.52	76908.33
Dirashe Special	15245	13078.24	87136.29
Dirashe . . . . .	15245	13078.24	87136.29
Dawro . . . . .	23532	4521.36	40712.2
Mareka Wereda	4006	575.08	5569.53
Gena Bosa Wer	7025	1579.54	14393.03
Gedo Walcha W	7090	1632.41	12045.39
Isara Wereda.	1829	235.97	2636.09
Gorka Bersa W	3582	498.36	6068.16
Basketo Special	5042	593.67	6343.91
Basketo . . . . .	5042	593.67	6343.91
Konta Special W	6147	1223.96	12846.78
Ela . . . . .	6147	1223.96	12846.78

TABLE F - ESTIMATE OF HOLDERS, AREA, PRODUCTION AND YIELD OF

TEMPORARY CROPS FOR PRIVATE PEASANT HOLDINGS FOR BOTH SEASONS

ALL HOLDINGS

## MILLET

Geographic Area	Number of Holders	Area	Production
		Hectares	Quintals
(S.N.N.P.R) . . .	58636	5679.07	60841.86
Gurage Zone . .	3667	202.82	2619.85
Goru . . . . .	218	*	*
Ezha . . . . .	-	-	-
Kokir Gedebanoo	-	-	-
Sodo . . . . .	-	-	-
Meskanena Marekoeko	*	*	*
Selti . . . . .	*	*	*
Gumer . . . . .	-	-	-
Cheha . . . . .	-	-	-
Enemorna Ener	-	-	-
Dalocha . . . .	2221	137.32	*
Lanfuro . . . .	548	30.25	232.53
Akililna Mohr	-	-	-
Alichu Woriro	-	-	-
Endegagn . . .	*	*	*
Hadiya	6226	348.79	2626.29
Misha . . . . .	*	*	*
Lemo . . . . .	4621	190.82	1487.85
Badawacho . .	1157	69.07	504.3
Soro . . . . .	*	*	*
Kembata Alaba Tembaro	27375	2357.39	24761.12
Omo Sheleko . .	*	*	*
Angacha . . . .	882	34.24	304.06
Kedida Gamela	2689	68.34	491.67
Alaba . . . . .	23640	2250.67	23961.02
Kacha Bira . .	*	*	*
Sidama Zone . .	1073	37.04	*
Shebedino . . .	*	*	*
Awasa . . . . .	*	*	*
Arbegona . . .	*	*	*
Dale . . . . .	-	-	-
Aleta Wendo . .	-	-	-
Dara . . . . .	*	-	-
Hula . . . . .	*	*	*
Bensa . . . . .	*	*	-
Aroresa . . . .	-	-	-
Gedio	*	*	-
Wenago . . . .	*	*	-
Yirgachefe . .	-	-	-
Kochere . . . .	-	-	-
Bule . . . . .	-	-	-
Wolayita	756	145.19	956.06
Sodo Zuria . . .	*	*	*
Boloso Sore . .	*	*	-
Damot Gale . . .	-	-	-
Damot Wayde . .	-	-	-
Kindo Koyssha .	*	*	*
Offa . . . . .	*	*	*
Humbo . . . . .	453	133.13	756.14
South Omo Zone.	2387	256.68	*
Selamago . . . .	-	-	-
Bako Gazer . . .	1585	179.93	*
Gelila . . . . .	45	*	*
Hamer . . . . .	*	*	*

CONTD

Kuraz	-	-	-
Bena Tsemay .	658	63.48	427.82
Shaka	2792	498.38	*
Masha . . . .	-	-	-
Anderacha . .	*	*	-
Yeki. . . . .	2784	496.76	*
Kaffa	5431	940.52	11671.66
Telo. . . . .	-	-	-
Cheta . . . . .	33	4.46	47.68
Decha . . . . .	*	*	*
Menjiwo . . . .	280	*	*
Gimbo . . . . .	4069	766.74	9702.08
Gewata. . . . .	491	34.83	237.28
Chena . . . . .	*	*	*
Bitu. . . . .	136	16.53	397.43
Gesha Daka. .	*	*	*
Saylem. . . . .	65	3.07	*
Gamo Gofa	1632	295.56	2707.77
Arba Minch Zuria	*	*	*
Boreda. . . . .	813	205.95	*
Mirab Abaya .	-	-	-
Chencha . . . .	*	*	*
Kemba . . . . .	*	*	-
Bonkie. . . . .	*	*	-
Dita. . . . .	*	*	*
Daramalo. . . .	-	-	-
Kucha . . . . .	*	*	*
Gofa Zuria. . .	*	*	*
Zala. . . . .	*	*	*
Uba Deber Tse	*	*	*
Melekoza. . . .	*	*	*
Bench-Maji	2282	174.49	3011.17
Shewa Bench .	*	*	*
Bench . . . . .	1161	92.97	1544.23
Bero. . . . .	359	20.81	168.37
Maji. . . . .	*	*	*
Menit Goldiya	-	-	-
Menit Shasha.	-	-	-
Sheko . . . . .	562	31.71	*
Yem Special Wer	-	-	-
Yem . . . . .	-	-	-
Amaro Special W	-	-	-
Amaro . . . . .	-	-	-
Burji Special W	*	*	-
Burji . . . . .	*	*	-
Konso Special W	4897	409.37	*
Konso . . . . .	4897	409.37	*
Dirashe Special	-	-	-
Dirashe . . . . .	-	-	-
Dawro . . . . .	-	-	-
Mareka Wereda	-	-	-
Gena Bosa Wer	-	-	-
Gedo Walcha W	-	-	-
Isara Wereda.	-	-	-
Gorka Bersa W	-	-	-
Basketo Special	-	-	-
Basketo . . . .	-	-	-
Konta Special W	-	-	-
Ela . . . . .	-	-	-

TABLE G - ESTIMATE OF HOLDERS, AREA, PRODUCTION AND YIELD OF

 TEMPORARY CROPS FOR PRIVATE PEASANT HOLDINGS FOR BOTH SEASONS  
 ALL HOLDINGS

## OATSAJA

Geographic Area	Number of Holders	Area	Production
		Hectares	Quintals
(S.N.N.P.R) . . .	16719	667.93	6450.18
Gurage Zone . .	5866	124.59	1331.1
Goru . . . .	*	*	*
Ezha . . . .	*	*	*
Kokir Gedebanoo	3708	63.94	628.49
Sodo . . . .	333	19.34	172.63
Meskanena Marekoeko	*	*	*
Selti . . . .	*	*	*
Gumer . . . .	724	*	*
Cheha . . . .	*	*	*
Enemorna Ener	*	*	*
Dalocha . . .	-	-	-
Lanfuro . . .	*	*	*
Akililna Mohr	*	*	*
Alichu Woriro	*	*	*
Endegagn . . .	*	*	*
Hadiya	934	52.76	387.64
Misha . . . .	466	*	120.82
Lemo . . . .	*	*	*
Badawacho . .	*	*	*
Soro . . . .	297	10.92	*
Kembata Alaba Tembaro	634	27.32	204.88
Omo Sheleko .	211	11.59	88.8
Angacha . . .	145	*	*
Kedida Gamela	*	*	*
Alaba . . . .	-	-	-
Kacha Bira . .	220	11.33	73.91
Sidama Zone . .	2941	83.1	1265.56
Shebedino . .	*	*	*
Awasa . . . .	2403	71.23	966.26
Arbegona . . .	-	-	-
Dale . . . .	-	-	-
Aleta Wendo .	*	*	*
Dara . . . .	*	*	*
Hula . . . .	-	-	-
Bensa . . . .	-	-	-
Aroresa . . .	-	-	-
Gedio	*	*	*
Wenago . . . .	*	*	*
Yirgachefe . .	*	*	*
Kochere . . . .	*	*	*
Bule . . . .	*	*	*
Wolayita	583	18.74	*
Sodo Zuria . .	*	*	*
Boloso Sore . .	*	*	*
Damot Gale . .	*	*	*
Damot Wayde . .	*	*	*
Kindo Koysa . .	*	*	*
Offa . . . .	*	*	*
Humbo . . . .	*	*	*
South Omo Zone.	*	*	*
Selamago . . .	-	-	-
Bako Gazer . .	*	*	*
Gelila . . . .	-	-	-
Hamer . . . .	-	-	-

CONTD

Kuraz	-	-	-
Bena Tsemay .	-	-	-
Shaka	*	*	*
Masha . . . .	*	*	*
Anderacha . .	-	-	-
Yeki. . . . .	*	*	*
Kaffa	2549	176.74	1951.91
Telo. . . . .	107	10.28	*
Cheta . . . . .	*	*	*
Decha . . . . .	-	-	-
Menjiwo . . . .	2177	159.96	1838.47
Gimbo . . . . .	*	*	*
Gewata. . . . .	175	*	31.58
Chena . . . . .	-	-	-
Bitu. . . . .	*	*	*
Gesha Daka . .	*	*	*
Saylem. . . . .	-	-	-
Gamo Gofa	659	24.21	*
Arba Minch Zuria	-	-	-
Boreda. . . . .	*	*	*
Mirab Abaya .	*	*	*
Chencha . . . .	*	*	*
Kemba . . . . .	*	*	*
Bonkie. . . . .	-	-	-
Dita. . . . .	*	*	*
Daramalo. . . .	-	-	-
Kucha . . . . .	*	*	*
Gofa Zuria. . .	*	*	*
Zala. . . . .	*	*	*
Uba Deber Tse	-	-	-
Melekoza. . . .	*	*	*
Bench-Maji	112	4.81	57.94
Shewa Bench .	*	*	*
Bench . . . . .	-	-	-
Bero. . . . .	-	-	-
Maji. . . . .	34	2.09	22.1
Menit Goldiya	*	*	*
Menit Shasha.	-	-	-
Sheko . . . . .	*	*	*
Yem Special Wer	295	9.46	71.74
Yem . . . . .	295	9.46	71.74
Amaro Special W	*	*	-
Amaro . . . . .	*	*	-
Burji Special W	*	*	-
Burji. . . . .	*	*	-
Konso Special W	-	-	-
Konso . . . . .	-	-	-
Dirashe Special	*	*	-
Dirashe . . . . .	*	*	-
Dawro . . . . .	1398	79.91	551.52
Mareka Wereda	456	16.8	120.85
Gena Bosa Wer	*	*	*
Gedo Walcha W	780	50.65	352.7
Isara Wereda.	*	*	*
Gorka Bersa W	*	*	*
Basketo Special	*	*	-
Basketo . . . .	*	*	-
Konta Special W	181	*	*
Ela . . . . .	181	*	*

TABLE H - ESTIMATE OF HOLDERS, AREA, PRODUCTION AND YIELD OF

TEMPORARY CROPS FOR PRIVATE PEASANT HOLDINGS FOR BOTH SEASONS  
ALL HOLDINGS

RICE

Geographic Area	Number of Holders	Area	Production
		Hectares	Quintals
(S.N.N.P.R) . . .	1093	*	*
Gurage Zone . .	*	*	*
Goru . . . . .	-	-	-
Ezha . . . . .	-	-	-
Kokir Gedebanoo	-	-	-
Sodo . . . . .	-	-	-
Meskanena Marekoeko	*	*	*
Selti . . . . .	-	-	-
Gumer . . . . .	*	-	-
Cheha . . . . .	-	-	-
Enemorna Ener	-	-	-
Dalocha . . . .	-	-	-
Lanfuro . . . .	-	-	-
Akililna Mohr	-	-	-
Alichu Woriro	-	-	-
Endegagn . . . .	-	-	-
Hadiya	*	-	-
Misha . . . . .	*	-	-
Lemo . . . . .	-	-	-
Badawacho . . .	-	-	-
Soro . . . . .	-	-	-
Kembata Alaba Tembaro	441	*	-
Omo Sheleko . .	*	-	-
Angacha . . . . .	*	*	-
Kedida Gamela	*	*	-
Alaba . . . . .	*	*	-
Kacha Bira . . .	106	*	-
Sidama Zone . .	*	*	-
Shebedino . . . .	*	-	-
Awasa . . . . .	-	-	-
Arbegona . . . .	-	-	-
Dale . . . . .	-	-	-
Aleta Wendo . .	-	-	-
Dara . . . . .	*	-	-
Hula . . . . .	-	-	-
Bensa . . . . .	-	-	-
Aroresa . . . . .	*	*	-
Gedio	*	-	-
Wenago . . . . .	*	-	-
Yirgachefe . . .	-	-	-
Kochere . . . . .	-	-	-
Bule . . . . .	-	-	-
Wolayita	*	-	-
Sodo Zuria . . .	*	-	-
Boloso Sore . . .	-	-	-
Damot Gale . . .	-	-	-
Damot Wayde . .	*	-	-
Kindo Koysa . .	-	-	-
Offa . . . . .	*	-	-
Humbo . . . . .	*	-	-
South Omo Zone.	*	-	-
Selamago . . . .	-	-	-
Bako Gazer . . .	-	-	-
Gelila . . . . .	*	-	-
Hamer . . . . .	-	-	-

CONTD

Kuraz	-	-	-
Bena Tsemay .	-	-	-
Shaka	-	-	-
Masha . . . .	-	-	-
Anderacha . . . .	-	-	-
Yeki . . . .	-	-	-
Kaffa	-	-	-
Telo . . . .	-	-	-
Cheta . . . .	-	-	-
Decha . . . .	-	-	-
Menjiwo . . . .	-	-	-
Gimbo . . . .	-	-	-
Gewata . . . .	-	-	-
Chena . . . .	-	-	-
Bitu . . . .	-	-	-
Gesha Daka . . . .	-	-	-
Saylem . . . .	-	-	-
Gamo Gofa	-	-	-
Arba Minch Zuria	-	-	-
Boreda . . . .	-	-	-
Mirab Abaya . . . .	-	-	-
Chencha . . . .	-	-	-
Kemba . . . .	-	-	-
Bonkie . . . .	-	-	-
Dita . . . .	-	-	-
Daramalo . . . .	-	-	-
Kucha . . . .	-	-	-
Gofa Zuria . . . .	-	-	-
Zala . . . .	-	-	-
Uba Deber Tse	-	-	-
Melekoza . . . .	-	-	-
Bench-Maji	-	-	-
Shewa Bench . . . .	-	-	-
Bench . . . .	-	-	-
Bero . . . .	-	-	-
Maji . . . .	-	-	-
Menit Goldiya	-	-	-
Menit Shasha.	-	-	-
Sheko . . . .	-	-	-
Yem Special Wer	-	-	-
Yem . . . .	-	-	-
Amaro Special W	•	-	-
Amaro . . . .	•	-	-
Burji Special W	-	-	-
Burji . . . .	-	-	-
Konso Special W	•	-	-
Konso . . . .	•	-	-
Dirashe Special	-	-	-
Dirashe . . . .	-	-	-
Dawro . . . .	-	-	-
Mareka Wereda	-	-	-
Gena Bosa Wer	-	-	-
Gedo Walcha W	-	-	-
Isara Wereda.	-	-	-
Gorka Bersa W	-	-	-
Basketo Special	-	-	-
Basketo . . . .	-	-	-
Konta Special W	-	-	-
Ela . . . .	-	-	-

TABLE 5.8.1.2 - ESTIMATE OF HOLDERS, AREA, PRODUCTION AND YIELD OF  
TEMPORARY CROPS FOR PRIVATE PEASANT HOLDINGS FOR BOTH SEASONS  
ALL HOLDINGS

PULSES

Geographic Area	Number of Holders	Area	Production
		Hectares	Quintals
(S.N.N.P.R) . . .	1353840	158071.5	1379897
Gurage Zone . .	173821	15285.67	165563
Goru. . . . .	5735	2294.12	20944.61
Ezha. . . . .	7031	312.73	5492.88
Kokir Gedebanoo	6820	917.05	9537.79
Sodo. . . . .	11516	1676.27	12130.9
Meskanena Marekoeko	20993	1454.09	10795.31
Selti . . . . .	14214	814.47	6243.59
Gumer . . . . .	33220	1965.76	35814.6
Cheha . . . . .	8712	182.36	2025.94
Enemorna Ener	10363	216.87	*
Dalocha . . . .	16935	1414.14	9198.32
Lanfuro . . . .	10922	825.09	6975.85
Akililna Mohr	5123	*	*
Alicho Woriro	18565	1450.66	18120.23
Endegagn. . . .	3673	171.1	2398.39
Hadiya	145489	18899.35	172732.3
Misha . . . . .	33592	4350.44	52371.4
Lemo. . . . .	38726	3348.83	28906.59
Badawacho . .	35162	6719.32	53598.48
Soro. . . . .	38010	4480.76	37855.88
Kembata Alaba Tembaro	96679	10168.88	62549.58
Omo Sheleko . .	19509	2543.18	12459.77
Angacha . . . .	20729	2218.89	17748.89
Kedida Gamela	19913	1797.46	10282.41
Alaba . . . . .	21185	2343.41	14568.54
Kacha Bira. . .	15342	1265.93	7489.96
Sidama Zone . .	216880	13215.74	150515.8
Shebedino . . .	66801	4781.7	44118.66
Awasa . . . . .	17574	1008.7	4653.85
Arbegona. . . .	7787	312.67	2720.07
Dale. . . . .	40597	1072.6	4941.34
Aleta Wendo . .	32422	1326	17150.35
Dara. . . . .	12077	896.88	15064.03
Hula. . . . .	13603	1628.44	*
Bensa . . . . .	12584	775.6	6970.82
Aroresa . . . .	13435	1413.15	16006.2
Gedio	34840	2330.9	26529.95
Wenago. . . . .	6365	*	*
Yirgachefe. . .	5956	249.6	2270.59
Kochere . . . .	15669	1095.45	10299.81
Bule. . . . .	6850	811.44	8474.06
Wolayita	197209	18303.03	163538.9
Sodo Zuria. . .	28705	2538.38	9069.26
Boloso Sore . .	37896	2830.1	46393.92
Damot Gale. . .	38351	3985.17	31692.9
Damot Wayde . .	25755	3196.82	32422.6
Kindo Koysa. .	29333	2405.33	19491.37
Offa. . . . .	23947	1747.42	15143.05
Humbo . . . . .	13223	1599.8	9325.75
South Omo Zone.	39280	4192.95	35697.48
Selamago. . . .	862	28.39	205.94
Bako Gazer. . .	24085	2675.48	25580.44
Gelila. . . . .	7712	625.96	5490.03
Hamer. . . . .	1586	148.98	*

CONTD

Kuraz	-	-	-
Bena Tsemay .	5036	714.14	2618.89
Shaka	12415	2496.09	13675.4
Masha . . . .	4403	1752.35	9223.5
Anderacha . .	2383	413.72	1922.51
Yeki . . . . .	5630	330.03	2529.39
Kaffa	102683	27112.03	217381.7
Telo . . . . .	9911	3807.52	37693.37
Cheta . . . .	4335	1097.48	7409.2
Decha . . . .	16553	3451.3	27523.88
Menjiwo . . .	15649	4624.65	49174.76
Gimbo . . . .	10531	2020.88	9325.65
Gewata . . . .	6853	1337.16	8581.51
Chena . . . .	16854	3748.99	25812.04
Bitu . . . . .	6597	1924.53	12935.74
Gesha Daka . .	10208	3700.5	28830.85
Saylem . . . .	5193	1399.02	10094.67
Gamo Gofa	148922	16180.41	145480.9
Arba Minch Zuria	13117	1232	13291.98
Boreda . . . .	7763	853.16	7052.88
Mirab Abaya .	3967	268.5	1706.5
Chencha . . . .	12589	805.28	10713.43
Kemba . . . . .	14284	1662.43	8666.94
Bonkie . . . .	12534	872.47	13110.82
Dita . . . . .	9385	691.13	8201.48
Daramalo . . .	5136	211.52	1675.36
Kucha . . . .	20070	2132.85	16338.57
Gofa Zuria . .	25328	4629.51	42088.04
Zala . . . . .	4339	258.88	1144.52
Uba Deber Tse	3117	388.51	4723.27
Melekoza . . .	17293	2174.17	16767.14
Bench-Maji	46507	4905.63	40070.79
Shewa Bench .	7390	1150.25	9274.97
Bench . . . . .	20555	1909.74	17060.49
Bero . . . . .	741	12.97	117.71
Maji . . . . .	1225	93.04	550.49
Menit Goldiya	8539	1222.79	6661.89
Menit Shasha.	4292	263.4	3963.22
Sheko . . . . .	3764	253.44	2442
Yem Special Wer	12287	2492.98	19506.62
Yem . . . . .	12287	2492.98	19506.62
Amaro Special W	15405	1281.58	16244.05
Amaro . . . . .	15405	1281.58	16244.05
Burji Special W	6328	1949.12	11729.39
Burji . . . . .	6328	1949.12	11729.39
Konso Special W	28694	5238.14	35596.18
Konso . . . . .	28694	5238.14	35596.18
Dirashe Special	17412	3191.61	21073.26
Dirashe . . . .	17412	3191.61	21073.26
Dawro . . . . .	40051	8107.59	57301.78
Mareka Wereda	7822	1722.13	10867.48
Gena Bosa Wer	8878	1298.37	9068.11
Gedo Walcha W	12225	2165.73	14245.46
Isara Wereda.	5347	1619.35	11811.32
Gorka Bersa W	5780	1302.02	11309.41
Basketo Special	7302	432.08	1684.73
Basketo . . . .	7302	432.08	1684.73
Konta Special W	11636	2287.76	23024.83
Ela . . . . .	11636	2287.76	23024.83

TABLE A - ESTIMATE OF HOLDERS, AREA, PRODUCTION AND YIELD OF  
 TEMPORARY CROPS FOR PRIVATE PEASANT HOLDINGS FOR BOTH SEASONS  
 ALL HOLDINGS

Geographic Area	Number of Holders	Area	Production
		Hectares	Quintals
(S.N.N.P.R) . . .	506023	48514.28	508348.5
Gurage Zone . .	121426	6248.12	87919.11
Goru . . . . .	482	*	*
Ezha . . . . .	6134	138.08	2702.94
Kokir Gedebanoo	6377	393.14	4752.66
Sodo . . . . .	9365	727.58	6918.91
Meskanena Marekoeko	9051	520.64	4183.58
Selti . . . . .	9394	328.69	2993.62
Gumer . . . . .	32729	1371.98	27495.66
Cheha . . . . .	2223	*	*
Enemorna Ener	1876	*	*
Dalocha . . . .	10148	352.06	2386.67
Lanfuro . . . .	7413	277.86	2431.93
Akililna Mohr	4532	*	*
Alicho Woriro	18414	889.58	12682.42
Endegagn . . . .	3289	92.94	1346.43
Hadiya	61212	7181.68	81738.81
Misha . . . . .	20786	2918.03	33220.64
Lemo . . . . .	19123	1377.08	13876.9
Badawacho . . .	3667	*	*
Soro . . . . .	17637	2666.53	32096.12
Kembata Alaba Tembaro	35827	2861.63	29807.01
Omo Sheleko . .	7321	667.52	6771.24
Angacha . . . .	10644	945.37	10450.39
Kedida Gamela	10402	592.99	5422.42
Alaba . . . . .	1900	*	*
Kacha Bira . . .	5560	519.3	6104.68
Sidama Zone . .	45205	2057.16	26027.14
Shebedino . . .	8335	205.68	*
Awasa . . . . .	1219	*	*
Arbegona . . . .	5947	194.56	2031.63
Dale . . . . .	4335	*	2053.88
Aleta Wendo . .	6206	291.58	*
Dara . . . . .	4717	369.87	4747.52
Hula . . . . .	5213	238.55	2779.84
Bensa . . . . .	6061	296.17	3420.28
Aroresa . . . .	3172	265.16	3245.68
Gedio	17535	1194.58	12724.35
Wenago . . . . .	1009	*	*
Yirgachefe . . .	2456	138.52	1559.18
Kochere . . . .	9655	621.12	6266.14
Bule . . . . .	4414	320.53	3891.23
Wolayita	23086	844.7	7875.1
Sodo Zuria . . .	2860	87.27	765.39
Boloso Sore . .	4166	*	*
Damot Gale . . .	3886	120.64	1243.8
Damot Wayde . .	2094	147.37	*
Kindo Koysha.	4934	136.24	1145.62
Offa . . . . .	5121	216.18	2129.77
Humbo . . . . .	*	*	*
South Omo Zone.	12072	1098.49	12845.05
Selamago . . . .	-	-	-
Bako Gazer . . .	6291	723.98	9094.05
Gelila . . . . .	5770	374.31	3748.83
Hamer . . . . .	*	*	*

CONTD

Kuraz	-	-	-
Bena Tsemay .	-	-	-
Shaka	5176	814.85	4782.93
Masha . . . .	3468	641.52	3656.53
Anderacha . .	1368	159.9	932.09
Yeki . . . . .	*	*	*
Kaffa	70588	14139.67	127557.5
Telo . . . . .	9000	2380.52	25062.08
Cheta . . . . .	3430	770.8	5411.18
Decha . . . . .	12647	1992.67	19960.98
Menjiwo . . . .	13228	2870.87	34249.24
Gimbo . . . . .	4307	668.47	3806.84
Gewata . . . . .	3425	632.72	3581.05
Chena . . . . .	8023	1381.09	8466.35
Bitu . . . . .	4344	969.54	6317.24
Gesha Daka . .	8186	1911.02	16504.62
Saylem . . . . .	3998	561.96	4197.92
Gamo Gofa	58954	4076.9	47586.75
Arba Minch Zuria	4137	104.52	*
Boreda . . . . .	2673	131.78	1389.15
Mirab Abaya . .	739	16.07	97.24
Chencha . . . .	10165	377.1	5374.08
Kemba . . . . .	4446	226.08	1945.73
Bonkie . . . . .	5189	131.29	1421.9
Dita . . . . .	5913	313.42	4500.49
Daramalo . . . .	695	19.77	238.69
Kucha . . . . .	1527	52.08	2166.99
Gofa Zuria . . .	12390	1442.41	15082.29
Zala . . . . .	*	*	*
Uba Deber Tse	1784	158.71	1944.07
Melekoza . . . .	9200	1101.27	9290.95
Bench-Maji	9247	985.43	8336.95
Shewa Bench . .	4510	516.84	4001.08
Bench . . . . .	1791	189.37	*
Bero . . . . .	-	-	-
Maji . . . . .	371	15.96	89.7
Menit Goldiya	2555	262.76	3348.48
Menit Shasha.	21	0.49	-
Sheko . . . . .	-	-	-
Yem Special Wer	9472	1403.28	13032.14
Yem . . . . .	9472	1403.28	13032.14
Amaro Special W	5547	273.22	2130.26
Amaro . . . . .	5547	273.22	2130.26
Burji Special W	815	35.48	379.55
Burji . . . . .	815	35.48	379.55
Konso Special W	*	*	-
Konso . . . . .	*	*	-
Dirashe Special	2868	225.35	497.84
Dirashe . . . . .	2868	225.35	497.84
Dawro . . . . .	21140	3854	31216.54
Mareka Wereda	5766	957.38	7415.92
Gena Bosa Wer	3498	332.54	2402.87
Gedo Walcha W	4809	865.25	6348.05
Isara Wereda.	3792	894.94	7314.74
Gorka Bersa W	3274	803.89	7734.97
Basketo Special	771	18.31	52.7
Basketo . . . . .	771	18.31	52.7
Konta Special W	4980	1196.99	13838.73
Ela . . . . .	4980	1196.99	13838.73

TABLE B - ESTIMATE OF HOLDERS, AREA, PRODUCTION AND YIELD OF

TEMPORARY CROPS FOR PRIVATE PEASANT HOLDINGS FOR BOTH SEASONS  
ALL HOLDINGS

## FIELD PEAS

Geographic Area	Number of Holders	Area	Production
		Hectares	Quintals
(S.N.N.P.R) . . .	240457	29757.01	229941.2
Gurage Zone . .	32248	3351.33	32443.45
Goru . . . . .	*	*	*
Ezha . . . . .	1548	171.19	2770.03
Kokir Gedebanoo	2490	516.41	4734.87
Sodo . . . . .	2237	431.52	2043
Meskanena Marekoeko	2006	294.13	1836.11
Selti . . . . .	2268	158.9	996.5
Gumer . . . . .	8050	590.88	8302.09
Cheha . . . . .	283	*	*
Enemorna Ener	390	*	*
Dalocha . . . .	2772	144.89	1037.35
Lanfuro . . . .	1195	36.82	216.53
Akililna Mohr	1132	*	*
Alicho Woriro	7137	557.91	5433.11
Endegagn . . .	677	77.6	1051.01
Hadiya	20191	2387.58	19140.5
Misha . . . . .	8182	1098.86	9348.25
Lemo . . . . .	6004	564.51	5184.17
Badawacho . .	*	*	*
Soro . . . . .	5591	707.77	4511.23
Kembata Alaba Tembaro	9419	622.88	4189.83
Omo Sheleko .	2853	146.99	591.95
Angacha . . . .	4190	364.6	2901.36
Kedida Gamela	1382	64.66	391.48
Alaba . . . . .	*	*	*
Kacha Bira . .	892	45.3	296.86
Sidama Zone . .	13451	1354.2	13365.17
Shebedino . . .	*	*	*
Awasa . . . . .	*	*	*
Arbegona . . .	2881	102.29	614.82
Dale . . . . .	*	*	*
Aleta Wendo .	*	*	*
Dara . . . . .	1723	*	*
Hula . . . . .	4134	353.42	2761.84
Bensa . . . . .	2815	308	2987.17
Aroresa . . . .	940	*	*
Gedio	7861	939.77	8658.22
Wenago . . . . .	*	*	*
Yirgachefe . .	846	*	495.55
Kochere . . . .	3455	*	*
Bule . . . . .	3365	482.92	4562.13
Wolayita	30321	1670.23	10949.57
Sodo Zuria . .	3368	190.37	1836.87
Boloso Sore . .	8318	464.16	3335.95
Damot Gale . .	5241	505.13	2369.81
Damot Wayde .	*	*	*
Kindo Koyssha.	6970	255.65	1444.83
Offa . . . . .	5862	206.16	1313.52
Humbo . . . . .	*	*	*
South Omo Zone.	7153	821.52	5481.7
Selamago . . .	*	*	-
Bako Gazer . .	4382	663.16	4335.82
Gelila . . . . .	2645	146	1054.09
Hamer . . . . .	*	*	*

CONTD

Kuraz	-	-	-
Bena Tsemay .	*	*	*
Shaka	4510	1262.44	6500.49
Masha . . . .	3254	1055.26	5525.72
Anderacha . .	1231	206.57	971.6
Yeki . . . .	*	*	*
Kaffa	38950	8332.86	61486.06
Telo . . . .	6245	1400.96	12552.76
Cheta . . . .	1683	257.64	1778.13
Decha . . . .	7321	1146.81	6779.52
Menjiwo . . .	6801	1516.19	14366.8
Gimbo . . . .	1612	289.85	1515.64
Gewata . . . .	1308	317.15	2137.78
Chena . . . .	925	149.04	*
Bitu . . . .	2797	696.17	3955.53
Gesha Daka . .	6537	1749.91	12182.88
Saylem . . . .	3720	809.16	5759.43
Gamo Gofa	39865	3601.43	32353.89
Arba Minch Zuria	2141	149.99	1026.41
Boreda . . . .	1399	65.92	493.81
Mirab Abaya .	500	25.65	147.03
Chencha . . .	7723	373.27	4942.97
Kemba . . . .	3037	177.77	1659.12
Bonkie . . . .	2972	120.46	1032.63
Dita . . . .	3863	273.18	2916.86
Daramalo . . .	339	12.9	75.86
Kucha . . . .	1609	59.93	308.89
Gofa Zuria . .	8695	1464.62	12339.75
Zala . . . .	*	*	*
Uba Deber Tse	1150	161.28	1941.36
Melekoza . . .	6424	715.93	5464.34
Bench-Maji	4267	678.28	5481.76
Shewa Bench .	2521	501.2	4203.8
Bench . . . .	*	*	*
Bero . . . .	-	-	-
Maji . . . .	609	56.12	383.56
Menit Goldiya	1055	119.2	880.66
Menit Shasha.	*	*	*
Sheko . . . .	*	*	*
Yem Special Wer	4614	886.16	6065.52
Yem . . . .	4614	886.16	6065.52
Amaro Special W	5316	445.48	2854.29
Amaro . . . .	5316	445.48	2854.29
Burji Special W	880	108.83	728.88
Burji . . . .	880	108.83	728.88
Konso Special W	5602	419.03	1570.44
Konso . . . .	5602	419.03	1570.44
Dirashe Special	1674	185.03	*
Dirashe . . . .	1674	185.03	*
Dawro . . . .	9921	2211.85	14167.61
Mareka Wereda	2695	671	3310
Gena Bosa Wer	832	80.88	447.45
Gedo Walcha W	2164	469.78	3303.58
Isara Wereda.	2867	693.04	4426.99
Gorka Bersa W	1363	297.16	2679.58
Basketo Special	2273	128.25	641.15
Basketo . . . .	2273	128.25	641.15
Konta Special W	1942	349.85	3201.21
Ela . . . .	1942	349.85	3201.21

TABLE C - ESTIMATE OF HOLDERS, AREA, PRODUCTION AND YIELD OF  
 TEMPORARY CROPS FOR PRIVATE PEASANT HOLDINGS FOR BOTH SEASONS  
 ALL HOLDINGS  
 HARICOT BEANS

Geographic Area	Number of	Area	Production
	Holders	Hectares	Quintals
(S.N.N.P.R) . . .	907579	72898.09	593386.5
Gurage Zone . .	46993	2441.3	21504.97
Goru . . . . .	2000	686.87	6930.15
Ezha . . . . .	656	1.84	14.61
Kokir Gedebanoo	-	-	-
Sodo . . . . .	555	7.08	16.96
Meskanena Marekoeko	12480	448.95	3972.07
Selti . . . . .	5237	208.82	1729.94
Gumer . . . . .	*	*	*
Cheha . . . . .	6231	114.86	*
Enemorna Ener	8372	170.67	*
Dalocha . . . .	5462	220.15	996.94
Lanfuro . . . .	5203	374.78	*
Akililna Mohr	437	*	*
Alicho Woriro	-	-	-
Endegagn . . .	313	0.38	0.59
Hadiya	95408	8628.25	63749.87
Misha . . . . .	15121	307.53	*
Lemo . . . . .	19338	1344.05	*
Badawacho . .	34423	5950.91	43524.05
Soro . . . . .	26526	1025.76	987.13
Kembata Alaba Tembaro	79910	6482.38	28250.87
Omo Sheleko .	16980	1693.86	5060.43
Angacha . . . .	14575	899.63	4346.15
Kedida Gamela	17246	1125.64	4427.99
Alaba . . . . .	18436	2065.52	13329.23
Kacha Bira . .	12672	697.74	*
Sidama Zone . .	171695	9782.23	110951.2
Shebedino . . .	59844	4566.88	41635.89
Awasa . . . . .	16189	936.96	3931.32
Arbegona . . .	665	*	*
Dale . . . . .	37483	918.14	2457.92
Aleta Wendo .	28323	1031.58	*
Dara . . . . .	7394	209.62	*
Hula . . . . .	6422	*	*
Bensa . . . . .	4610	171.24	562.9
Aroresa . . . .	10766	901.23	8479.2
Gedio	14612	194.27	*
Wenago . . . .	5313	43.23	*
Yirgachefe . .	3373	*	*
Kochere . . . .	5436	82.38	508.12
Bule . . . . .	490	*	*
Wolayita	185729	15036.42	140262.2
Sodo Zuria . .	27261	2211.46	6137.37
Boloso Sore . .	35018	2218.14	41897.87
Damot Gale . .	36957	3212.66	26681.09
Damot Wayde .	25271	2976.23	30102.88
Kindo Koysha.	28254	1966.63	16685.56
Offa . . . . .	20366	1209.14	10928.76
Humbo . . . . .	12601	1242.15	7828.62
South Omo Zone.	27473	2260.87	17347.53
Selamago . . .	843	28.19	205.69
Bako Gazer . .	17542	1278.87	12129.29
Gelila . . . . .	2520	104.35	685.44
Hamer . . . . .	1545	137.02	*

CONTD

Kuraz	-	-	-
Bena Tsemay .	5024	712.44	2606.33
Shaka	7424	416.54	2391.98
Masha . . . .	966	53.8	41.24
Anderacha . .	1088	46.76	18.82
Yeki . . . . .	5370	315.98	2331.91
Kaffa	45042	4616.48	28310.53
Telo . . . . .	431	22.86	*
Cheta . . . . .	1317	68.01	219.89
Decha . . . . .	7016	309.67	777.66
Menjiwo . . . .	4841	237.17	*
Gimbo . . . . .	8558	1062.02	4002.71
Gewata . . . . .	4646	383.3	2860.74
Chena . . . . .	13170	2216.79	16878.81
Bitu . . . . .	2635	258.65	2662.97
Gesha Daka . .	1513	39.36	*
Saylem . . . . .	915	18.64	131.09
Gamo Gofa	98529	7757.63	59756.29
Arba Minch Zuria	10153	959.54	8054.95
Boreda . . . . .	7101	550.06	4536.52
Mirab Abaya . .	3311	179.93	1150.51
Chencha . . . . .	1277	38.26	*
Kemba . . . . .	9543	1100.54	3274.99
Bonkie . . . . .	7888	617.63	10652.7
Dita . . . . .	3367	84.18	661.4
Daramalo . . . .	4576	177.39	1357.18
Kucha . . . . .	19065	1789.69	12570.08
Gofa Zuria . . .	17991	1603.24	13471.45
Zala . . . . .	4226	246.18	1028.86
Uba Deber Tse	1187	63.04	753.37
Melekoza . . . .	8843	347.94	1987
Bench-Maji	37505	3219.31	26228.89
Shewa Bench . .	1959	131.54	*
Bench . . . . .	18862	1716.97	16159.99
Bero . . . . .	741	12.97	117.71
Maji . . . . .	417	10.49	55.01
Menit Goldiya	7526	839.41	2432.73
Menit Shasha.	4263	255.95	3961.13
Sheko . . . . .	3738	251.97	2432.22
Yem Special Wer	3661	99.5	-
Yem . . . . .	3661	99.5	-
Amaro Special W	8500	500.7	*
Amaro . . . . .	8500	500.7	*
Burji Special W	5620	1488.4	8934
Burji . . . . .	5620	1488.4	8934
Konso Special W	28174	4614.93	32349.73
Konso . . . . .	28174	4614.93	32349.73
Dirashe Special	16483	2510.22	19041.9
Dirashe . . . . .	16483	2510.22	19041.9
Dawro . . . . .	20075	1829.44	11229.96
Mareka Wereda	1824	71.68	105.38
Gena Bosa Wer	6881	777.55	5916.46
Gedo Walcha W	8003	774.89	4355.72
Isara Wereda.	764	22.41	41.97
Gorka Bersa W	2602	182.92	810.44
Basketo Special	6527	281.04	990.88
Basketo . . . . .	6527	281.04	990.88
Konta Special W	8219	738.22	5984.14
Ela . . . . .	8219	738.22	5984.14

TABLE D - ESTIMATE OF HOLDERS, AREA, PRODUCTION AND YIELD OF

TEMPORARY CROPS FOR PRIVATE PEASANT HOLDINGS FOR BOTH SEASONS  
ALL HOLDINGS

## CHICK PEAS

Geographic Area	Number of Holders	Area	Production
		Hectares	Quintals
(S.N.N.P.R.) . . .	39395	5266.92	38823.23
Gurage Zone . . .	14235	2568.93	19676.33
Goru. . . . .	4777	1482.89	13444.57
Ezha. . . . .	*	*	*
Kokir Gedebanoo	*	*	*
Sodo. . . . .	2093	370.7	1815.92
Meskanena Marekoeko	*	*	*
Selti. . . . .	1197	*	*
Gumer. . . . .	*	*	*
Cheha. . . . .	*	*	*
Enemorna Ener	-	-	-
Dalocha. . . . .	3345	442.9	2867.75
Lanfuro. . . . .	1074	74.7	367.61
Akililna Mohr	-	-	-
Alicho Woriro	*	*	*
Endegagn. . . . .	-	-	-
Hadiya	4433	550.83	7523.56
Misha. . . . .	275	*	*
Lemo. . . . .	291	*	*
Badawacho. . . . .	3331	519.91	7409.3
Soro. . . . .	536	17.95	*
Kembata Alaba Tembaro	783	43.69	80.54
Omo Sheleko . . . . .	496	*	34.11
Angacha. . . . .	*	*	*
Kedida Gamela	*	*	*
Alaba. . . . .	*	*	*
Kacha Bira. . . . .	-	-	-
Sidama Zone . . . . .	*	*	*
Shebedino. . . . .	*	*	*
Awasa. . . . .	*	*	*
Arbegona. . . . .	-	-	-
Dale. . . . .	*	*	*
Aleta Wendo . . . . .	-	-	-
Dara. . . . .	*	*	*
Hula. . . . .	-	-	-
Bensa. . . . .	-	-	-
Aroresa. . . . .	-	-	-
Gedio	291	*	*
Wenago. . . . .	*	*	*
Yirgachefe. . . . .	*	*	*
Kochere. . . . .	-	-	-
Bule. . . . .	-	-	-
Wolayita	8692	735.28	4373.79
Sodo Zuria. . . . .	1030	46.03	*
Boloso Sore . . . . .	*	*	*
Damot Gale. . . . .	1714	146.74	1398.21
Damot Wayde . . . . .	486	25.33	173.72
Kindo Koysa. . . . .	*	39.68	185.34
Offa. . . . .	2614	110.77	740.4
Humbo. . . . .	1785	355.16	1484.36
South Omo Zone.	*	*	-
Selamago. . . . .	-	-	-
Bako Gazer. . . . .	*	*	-
Gelila. . . . .	-	-	-
Hamer. . . . .	-	-	-

CONTD

Kuraz	-	-	-
Bena Tsemay .	-	-	-
Shaka	-	-	-
Masha . . . .	-	-	-
Anderacha . .	-	-	-
Yeki . . . . .	-	-	-
Kaffa	78	*	-
Telo . . . . .	*	*	-
Cheta . . . . .	*	*	-
Decha . . . . .	-	-	-
Menjiwo . . .	*	*	-
Gimbo . . . . .	-	-	-
Gewata . . . .	*	*	-
Chena . . . . .	-	-	-
Bitu . . . . .	*	*	-
Gesha Daka . .	-	-	-
Saylem . . . .	-	-	-
Gamo Gofa	4396	581.06	4103.26
Arba Minch Zuria	*	*	*
Boreda . . . .	918	103.66	625.47
Mirab Abaya .	316	32.15	223.09
Chencha . . . .	-	-	-
Kemba . . . . .	1090	*	*
Bonkie . . . . .	-	-	-
Dita . . . . .	*	*	*
Daramalo . . .	*	*	*
Kucha . . . . .	1442	210.08	1231.47
Gofa Zuria . .	*	*	*
Zala . . . . .	92	6.17	63.6
Uba Deber Tse	80	4.5	74.93
Melekoza . . .	-	-	-
Bench-Maji	-	-	-
Shewa Bench .	-	-	-
Bench . . . . .	-	-	-
Bero . . . . .	-	-	-
Maji . . . . .	-	-	-
Menit Goldiya	-	-	-
Menit Shasha.	-	-	-
Sheko . . . . .	-	-	-
Yem Special Wer	*	*	*
Yem . . . . .	*	*	*
Amaro Special W	*	*	*
Amaro . . . . .	*	*	*
Burji Special W	1259	265.2	1371.75
Burji . . . . .	1259	265.2	1371.75
Konso Special W	866	*	*
Konso . . . . .	866	*	*
Dirashe Special	1525	234.12	803.02
Dirashe . . . .	1525	234.12	803.02
Dawro . . . . .	1632	90.36	322.78
Mareka Wereda	157	*	*
Gena Bosa Wer	925	54.52	176.32
Gedo Walcha W	549	28.74	135.81
Isara Wereda.	-	-	-
Gorka Bersa W	-	-	-
Basketo Special	*	*	-
Basketo . . . .	*	*	-
Konta Special W	*	*	*
Ela . . . . .	*	*	*

TABLE E - ESTIMATE OF HOLDERS, AREA, PRODUCTION AND YIELD OF  
 TEMPORARY CROPS FOR PRIVATE PEASANT HOLDINGS FOR BOTH SEASONS  
 ALL HOLDINGS

LENTILS

Geographic Area	Number of Holders	Area	Production
		Hectares	Quintals
(S.N.N.P.R) . . .	20044	831.68	4261.87
Gurage Zone . .	3535	181.06	445.06
Goru . . . . .	-	-	-
Ezha . . . . .	*	*	*
Kokir Gedebanoo	120	*	*
Sodo . . . . .	319	21.1	55.47
Meskanena Marekoeko	840	*	128.87
Selti . . . . .	659	26.37	51.47
Gumer . . . . .	*	*	*
Cheha . . . . .	*	*	*
Enemorna Ener	*	*	*
Dalocha . . . .	605	28.44	63.27
Lanfuro . . . .	587	39.78	87.79
Akililna Mohr	*	*	*
Alicho Woriro	-	-	-
Endegagn . . .	*	*	*
Hadiya	4948	116.03	460.18
Misha . . . . .	1517	15.35	61.01
Lemo . . . . .	*	*	*
Badawacho . .	*	*	*
Soro . . . . .	2788	62.4	*
Kembata Alaba Tembaro	1242	72.48	71.35
Omo Sheleko .	*	*	*
Angacha . . . .	*	*	*
Kedida Gamela	-	-	-
Alaba . . . . .	976	69.58	67.62
Kacha Bira . .	*	*	*
Sidama Zone . .	*	*	*
Shebedino . . .	-	-	-
Awasa . . . . .	*	*	*
Arbegona . . .	-	-	-
Dale . . . . .	-	-	-
Aleta Wendo .	-	-	-
Dara . . . . .	-	-	-
Hula . . . . .	-	-	-
Bensa . . . . .	-	-	-
Aroresa . . . .	-	-	-
Gedio	*	*	*
Wenago . . . .	-	-	-
Yirgachefe . .	*	*	*
Kochere . . . .	-	-	-
Bule . . . . .	-	-	-
Wolayita	611	9.06	25.61
Sodo Zuria . .	*	*	*
Boloso Sore . .	-	-	-
Damot Gale . .	-	-	-
Damot Wayde .	-	-	-
Kindo Koysha.	276	4.95	12.46
Offa . . . . .	287	2.16	7.12
Humbo . . . . .	-	-	-
South Omo Zone.	*	*	*
Selamago . . .	*	*	*
Bako Gazer . .	*	*	*
Gelila . . . . .	*	*	*
Hamer . . . . .	-	-	-

CONTD

Kuraz	-	-	-
Bena Tsemay	-	-	-
Shaka	*	*	-
Masha . . . .	-	-	-
Anderacha . .	*	*	-
Yeki . . . .	-	-	-
Kaffa	122	*	*
Telo . . . .	-	-	-
Cheta . . . .	-	-	-
Decha . . . .	*	*	*
Menjiwo . . .	*	*	*
Gimbo . . . .	*	*	*
Gewata . . . .	*	*	*
Chena . . . .	-	-	-
Bitu . . . .	-	-	-
Gesha Daka . .	-	-	-
Saylem . . . .	-	-	-
Gamo Gofa	2696	91.02	579.18
Arba Minch Zuria	*	*	*
Boreda . . . .	*	*	*
Mirab Abaya .	*	*	*
Chencha . . . .	553	9.6	*
Kemba . . . .	*	*	*
Bonkie . . . .	133	*	*
Dita . . . .	588	17.53	108.85
Daramalo . . .	*	*	*
Kucha . . . .	*	*	*
Gofa Zuria . .	*	*	*
Zala . . . .	-	-	-
Uba Deber Tse	-	-	-
Melekoza . . .	261	*	5.03
Bench-Maji	191	10.32	22.2
Shewa Bench .	-	-	-
Bench . . . .	*	*	-
Bero . . . .	-	-	-
Maji . . . .	111	9.85	22.2
Menit Goldiya	-	-	-
Menit Shasha.	-	-	-
Sheko . . . .	-	-	-
Yem Special Wer	1951	89.58	357.38
Yem . . . .	1951	89.58	357.38
Amaro Special W	663	14.52	82.43
Amaro . . . .	663	14.52	82.43
Burji Special W	364	36.83	290.27
Burji . . . .	364	36.83	290.27
Konso Special W	721	56.7	*
Konso . . . .	721	56.7	*
Dirashe Special	218	*	*
Dirashe . . . .	218	*	*
Dawro . . . .	2344	115.32	347.53
Mareka Wereda	177	14.72	25.32
Gena Bosa Wer	801	52.44	123.92
Gedo Walcha W	839	24.98	96.8
Isara Wereda.	185	5.33	17.44
Gorka Bersa W	343	17.84	84.05
Basketo Special	-	-	-
Basketo . . . .	-	-	-
Konta Special W	-	-	-
Ela . . . .	-	-	-

TABLE F - ESTIMATE OF HOLDERS, AREA, PRODUCTION AND YIELD OF

TEMPORARY CROPS FOR PRIVATE PEASANT HOLDINGS FOR BOTH SEASONS  
ALL HOLDINGS

Geographic Area	Number of Holders	Area	Production
		Hectares	Quintals
(S.N.N.P.R) . . .	4088	473.9	3577.66
Gurage Zone . .	3124	432.92	3466.66
Goru . . . . .	*	*	*
Ezha . . . . .	-	-	-
Kokir Gedebanoo	*	*	*
Sodo . . . . .	659	116.47	*
Meskanena Marekoeko	*	12.04	*
Selti . . . . .	242	*	*
Gumer . . . . .	-	-	-
Cheha . . . . .	*	*	*
Enemorna Ener	-	-	-
Dalocha . . . .	1420	219.03	*
Lanfuro . . . .	*	*	*
Akililna Mohr	-	-	-
Aliche Woriro	-	-	-
Endegagn . . . .	-	-	-
Hadiya . . . . .	*	*	*
Misha . . . . .	*	*	*
Lemo . . . . .	*	*	*
Badawacho . . .	*	*	*
Soro . . . . .	*	*	*
Kembata Alaba Tembaro	*	*	*
Omo Sheleko . .	-	-	-
Angacha . . . . .	-	-	-
Kedida Gamela	-	-	-
Alaba . . . . .	-	-	-
Kacha Bira . . .	*	*	*
Sidama Zone . .	*	*	*
Shebedino . . . .	-	-	-
Awasa . . . . .	-	-	-
Arbegona . . . .	-	-	-
Dale . . . . .	-	-	-
Aleta Wendo . .	-	-	-
Dara . . . . .	-	-	-
Hula . . . . .	*	*	*
Bensa . . . . .	*	*	*
Aroresa . . . . .	-	-	-
Gedio . . . . .	-	-	-
Wenago . . . . .	-	-	-
Yirgachefe . . .	-	-	-
Kochere . . . . .	-	-	-
Bule . . . . .	-	-	-
Wolayita . . . .	*	*	*
Sodo Zuria . . .	*	*	*
Boloso Sore . . .	-	-	-
Damot Gale . . .	-	-	-
Damot Wayde . .	-	-	-
Kindo Koysha . .	-	-	-
Offa . . . . .	-	-	-
Humbo . . . . .	-	-	-
South Omo Zone.	*	*	*
Selamago . . . .	*	*	*
Bako Gazer . . .	-	-	-
Gelila . . . . .	*	*	*
Hamer . . . . .	-	-	-

CONTD

Kuraz	-	-	-
Bena Tsemay .	-	-	-
Shaka	•	•	-
Masha . . . .	•	•	-
Anderacha . .	-	-	-
Yeki . . . . .	-	-	-
Kaffa	•	•	•
Telo . . . . .	•	•	•
Cheta . . . . .	•	•	-
Decha . . . . .	-	-	-
Menjiwo . . . .	-	-	-
Gimbo . . . . .	-	-	-
Gewata . . . . .	-	-	-
Chena . . . . .	-	-	-
Bitu . . . . .	-	-	-
Gesha Daka . .	-	-	-
Saylem . . . . .	•	•	•
Gamo Gofa	216	•	-
Arba Minch Zuria	-	-	-
Boreda . . . . .	-	-	-
Mirab Abaya . .	-	-	-
Chencha . . . .	•	•	-
Kemba . . . . .	-	-	-
Bonkie . . . . .	-	-	-
Dita . . . . .	-	-	-
Daramalo . . . .	-	-	-
Kucha . . . . .	•	•	-
Gofa Zuria . . .	•	•	-
Zala . . . . .	-	-	-
Uba Deber Tse	-	-	-
Melekoza . . . .	-	-	-
Bench-Maji	•	•	-
Shewa Bench . .	-	-	-
Bench . . . . .	-	-	-
Bero . . . . .	-	-	-
Maji . . . . .	•	•	-
Menit Goldiya	-	-	-
Menit Shasha.	•	•	-
Sheko . . . . .	-	-	-
Yem Special Wer	•	•	-
Yem . . . . .	•	•	-
Amaro Special W	•	•	-
Amaro . . . . .	•	•	-
Burji Special W	•	•	-
Burji . . . . .	•	•	-
Konso Special W	•	•	-
Konso . . . . .	•	•	-
Dirashe Special	•	•	-
Dirashe . . . . .	•	•	-
Dawro . . . . .	70	•	•
Mareka Wereda	•	•	-
Gena Bosa Wer	-	-	-
Gedo Walcha W	•	•	•
Isara Wereda.	•	•	•
Gorka Bersa W	-	-	-
Basketo Special	•	•	-
Basketo . . . . .	•	•	-
Konta Special W	•	•	-
Ela . . . . .	•	•	-

TABLE G - ESTIMATE OF HOLDERS, AREA, PRODUCTION AND YIELD OF

TEMPORARY CROPS FOR PRIVATE PEASANT HOLDINGS FOR BOTH SEASONS  
ALL HOLDINGS

## SOYA BEANS

Geographic Area	Number of Holders	Area	Production
		Hectares	Quintals
(S.N.N.P.R) . . .	3361	89.66	162.26
Gurage Zone . .	*	*	-
Goru . . . . .	-	-	-
Ezha . . . . .	-	-	-
Kokir Gedebanoo	-	-	-
Sodo . . . . .	-	-	-
Meskanena Marekoeko	-	-	-
Selti . . . . .	-	-	-
Gumer . . . . .	-	-	-
Cheha . . . . .	-	-	-
Enemorna Ener	*	*	-
Dalocha . . . .	*	*	-
Lanfuro . . . .	-	-	-
Akililna Mohr	-	-	-
Alicho Woriro	-	-	-
Endegagn . . . .	-	-	-
Hadiya	307	*	-
Misha . . . . .	*	*	-
Lemo . . . . .	-	-	-
Badawacho . . .	*	*	-
Soro . . . . .	*	*	-
Kembata Alaba Tembaro	175	*	-
Omo Sheleko . .	*	*	-
Angacha . . . . .	*	*	-
Kedida Gamela	-	-	-
Alaba . . . . .	-	-	-
Kacha Bira . . .	-	-	-
Sidama Zone . .	*	*	*
Shebedino . . .	-	-	-
Awasa . . . . .	*	*	*
Arbegona . . . .	-	-	-
Dale . . . . .	-	-	-
Aleta Wendo . .	-	-	-
Dara . . . . .	-	-	-
Hula . . . . .	-	-	-
Bensa . . . . .	-	-	-
Aroresa . . . . .	-	-	-
Gedio	*	*	-
Wenago . . . . .	-	-	-
Yirgachefe . . .	-	-	-
Kochere . . . . .	-	-	-
Bule . . . . .	*	*	-
Wolayita	827	6.5	52.62
Sodo Zuria . . .	*	*	*
Boloso Sore . . .	*	*	*
Damot Gale . . .	-	-	-
Damot Wayde . .	*	*	*
Kindo Koyssha .	*	*	*
Offa . . . . .	*	*	*
Humbo . . . . .	*	*	*
South Omo Zone .	*	*	-
Selamago . . . .	-	-	-
Bako Gazer . . .	*	*	-
Gelila . . . . .	*	*	-
Hamer . . . . .	*	*	-

CONTD

Kuraz	-	-	-
Bena Tsemay .	-	-	-
Shaka	*	*	-
Masha . . . .	-	-	-
Anderacha . .	*	*	-
Yeki . . . . .	-	-	-
Kaffa	*	*	-
Telo . . . . .	-	-	-
Cheta . . . . .	*	*	-
Decha . . . . .	-	-	-
Menjiwo . . . .	-	-	-
Gimbo . . . . .	*	*	-
Gewata . . . . .	-	-	-
Chena . . . . .	-	-	-
Bitu . . . . .	-	-	-
Gesha Daka . .	-	-	-
Saylem . . . . .	*	*	-
Gamo Gofa	727	27.5	103.62
Arba Minch Zuria	-	-	-
Boreda . . . . .	-	-	-
Mirab Abaya . .	*	*	*
Chencha . . . .	*	*	*
Kemba . . . . .	*	*	*
Bonkie . . . . .	-	-	-
Dita . . . . .	-	-	-
Daramalo . . . .	-	*	*
Kucha . . . . .	378	*	*
Gofa Zuria . . .	*	*	*
Zala . . . . .	*	*	*
Uba Deber Tse	-	-	-
Melekoza . . . .	*	*	*
Bench-Maji	339	4.68	-
Shewa Bench . .	*	*	-
Bench . . . . .	*	*	-
Bero . . . . .	-	-	-
Maji . . . . .	-	-	-
Menit Goldiya	*	*	-
Menit Shasha.	211	4.28	-
Sheko . . . . .	*	*	-
Yem Special Wer	-	-	-
Yem . . . . .	-	-	-
Amaro Special W	*	*	-
Amaro . . . . .	*	*	-
Burji Special W	*	*	-
Burji . . . . .	*	*	-
Konso Special W	*	*	-
Konso . . . . .	*	*	-
Dirashe Special	*	*	-
Dirashe . . . . .	*	*	-
Dawro . . . . .	158	*	*
Mareka Wereda	*	*	*
Gena Bosa Wer	84	*	*
Gedo Walcha W	*	*	*
Isara Wereda.	-	-	-
Gorka Bersa W	*	*	*
Basketo Special	*	*	-
Basketo . . . . .	*	*	-
Konta Special W	-	-	-
Ela . . . . .	-	-	-

TABLE H - ESTIMATE OF HOLDERS, AREA, PRODUCTION AND YIELD OF

TEMPORARY CROPS FOR PRIVATE PEASANT HOLDINGS FOR BOTH SEASONS  
ALL HOLDINGS

## FENUGREEK

Geographic Area	Number of Holders	Area	Production
		Hectares	Quintals
(S.N.N.P.R) . . .	13881	237.48	*
Gurage Zone . .	1910	60.24	107.46
Goru. . . . .	*	*	*
Ezha. . . . .	*	*	-
Kokir Gedebanoo	-	-	-
Sodo. . . . .	*	*	*
Meskanena Marekoeko	*	*	*
Selti . . . . .	249	2.73	*
Gumer . . . . .	-	-	-
Cheha . . . . .	*	*	*
Enemorna Ener	-	-	-
Dalocha . . . .	400	6.64	10.63
Lanfuro . . . .	401	18.59	22.23
Akililna Mohr	-	-	-
Alichu Woriro	-	-	-
Endegagn. . . .	*	*	*
Hadiya	1079	24.26	*
Misha . . . . .	*	*	*
Lemo. . . . .	757	*	4.03
Badawacho . . .	*	*	*
Soro. . . . .	-	-	-
Kembata Alaba Tembaro	3567	80.63	150
Omo Sheleko . .	-	-	-
Angacha . . . .	598	4.76	*
Kedida Gamela	516	*	6.38
Alaba . . . . .	2396	65.69	98.43
Kacha Bira. . .	*	*	*
Sidama Zone . .	355	*	*
Shebedino . . .	-	-	-
Awasa . . . . .	-	-	-
Arbegona. . . .	*	*	*
Dale. . . . .	-	-	-
Aleta Wendo . .	-	-	-
Dara. . . . .	-	-	-
Hula. . . . .	316	*	*
Bensa . . . . .	-	-	-
Aroresa . . . .	-	-	-
Gedio	-	-	-
Wenago. . . . .	-	-	-
Yirgachefe. . .	-	-	-
Kochere . . . .	-	-	-
Bule. . . . .	-	-	-
Wolayita	*	*	-
Sodo Zuria. . .	-	-	-
Boloso Sore . .	-	-	-
Damot Gale. . .	-	-	-
Damot Wayde . .	-	-	-
Kindo Koysha.	-	-	-
Offa. . . . .	*	*	-
Humbo . . . . .	-	-	-
South Omo Zone.	65	*	-
Selamago. . . .	-	-	-
Bako Gazer. . .	-	-	-
Gelila. . . . .	65	*	-
Hamer . . . . .	-	-	-

CONTD

Kuraz	-	-	-
Bena Tsemay .	-	-	-
Shaka	25	*	-
Masha . . . .	*	*	-
Anderacha . .	*	*	-
Yeki. . . . .	-	-	-
Kaffa	355	*	*
Telo. . . . .	*	*	*
Cheta . . . . .	-	-	-
Decha . . . . .	*	*	-
Menjiwo . . . .	*	*	*
Gimbo . . . . .	-	-	-
Gewata. . . . .	*	*	*
Chena . . . . .	*	*	*
Bitu. . . . .	-	-	-
Gesha Daka. .	*	*	*
Saylem. . . . .	*	*	*
Gamo Gofa	4617	35.34	*
Arba Minch Zuria	*	*	*
Boreda. . . . .	111	*	*
Mirab Abaya .	-	-	-
Chencha . . . .	353	2.42	9.59
Kemba . . . . .	*	*	*
Bonkie. . . . .	312	0.8	2.73
Dita. . . . .	308	1.24	3.63
Daramalo. . . .	*	0.34	1.17
Kucha . . . . .	-	-	-
Gofa Zuria. . .	*	*	*
Zala. . . . .	*	*	*
Uba Deber Tse	*	*	*
Melekoza. . . .	*	*	*
Bench-Maji	444	4.9	*
Shewa Bench .	*	*	-
Bench . . . . .	*	*	*
Bero. . . . .	-	-	-
Maji. . . . .	42	*	0.03
Menit Goldiya	*	*	*
Menit Shasha.	-	-	-
Sheko . . . . .	-	-	-
Yem Special Wer	837	3.11	9.18
Yem . . . . .	837	3.11	9.18
Amaro Special W	*	*	-
Amaro . . . . .	*	*	-
Burji Special W	167	11.36	24.93
Burji . . . . .	167	11.36	24.93
Konso Special W	*	*	-
Konso . . . . .	*	*	-
Dirashe Special	*	*	*
Dirashe . . . . .	*	*	*
Dawro . . . . .	*	*	*
Mareka Wereda	*	*	*
Gena Bosa Wer	-	-	-
Gedo Walcha W	-	-	-
Isara Wereda.	-	-	-
Gorka Bersa W	*	*	*
Basketo Special	*	*	-
Basketo . . . . .	*	*	-
Konta Special W	*	*	-
Ela . . . . .	*	*	-

TABLE I - ESTIMATE OF HOLDERS, AREA, PRODUCTION AND YIELD OF

TEMPORARY CROPS FOR PRIVATE PEASANT HOLDINGS FOR BOTH SEASONS  
ALL HOLDINGS

Geographic Area	Number of Holders	Area	Production
		Hectares	Quintals
(S.N.N.P.R) . . .	713	*	-
Gurage Zone . .	*	*	-
Goru . . . . .	-	-	-
Ezha . . . . .	-	-	-
Kokir Gedebanoo	-	-	-
Sodo . . . . .	-	-	-
Meskanena Marekoeko	*	*	-
Selti . . . . .	*	*	-
Gumer . . . . .	*	*	-
Cheha . . . . .	*	*	-
Enemorna Ener	-	-	-
Dalocha . . . .	-	-	-
Lanfuro . . . .	-	-	-
Akililna Mohr	-	-	-
Alicho Woriro	-	-	-
Endegagn . . . .	*	*	-
Hadiya . . . . .	-	-	-
Misha . . . . .	-	-	-
Lemo . . . . .	-	-	-
Badawacho . . .	-	-	-
Soro . . . . .	-	-	-
Kembata Alaba Tembaro	*	*	-
Omo Sheleko . .	-	-	-
Angacha . . . .	-	-	-
Kedida Gamela	-	-	-
Alaba . . . . .	-	-	-
Kacha Bira . . .	*	*	-
Sidama Zone . .	-	-	-
Shebedino . . .	-	-	-
Awasa . . . . .	-	-	-
Arbegona . . . .	-	-	-
Dale . . . . .	-	-	-
Aleta Wendo . .	-	-	-
Dara . . . . .	-	-	-
Hula . . . . .	-	-	-
Bensa . . . . .	-	-	-
Aroresa . . . . .	-	-	-
Gedio . . . . .	-	-	-
Wenago . . . . .	-	-	-
Yirgachefe . . .	-	-	-
Kochere . . . . .	-	-	-
Bule . . . . .	-	-	-
Wolayita . . . .	-	-	-
Sodo Zuria . . .	-	-	-
Boloso Sore . . .	-	-	-
Damot Gale . . .	-	-	-
Damot Wayde . .	-	-	-
Kindo Koysha . .	-	-	-
Offa . . . . .	-	-	-
Humbo . . . . .	-	-	-
South Omo Zone .	-	-	-
Selamago . . . .	-	-	-
Bako Gazer . . .	-	-	-
Gelila . . . . .	-	-	-
Hamer . . . . .	-	-	-

CONTD

Kuraz	-	-	-
Bena Tsemay	-	-	-
Shaka	-	-	-
Masha . . . .	-	-	-
Anderacha . .	-	-	-
Yeki . . . . .	-	-	-
Kaffa	*	*	-
Telo . . . . .	-	-	-
Cheta . . . . .	-	-	-
Decha . . . . .	-	-	-
Menjiwo . . . .	-	-	-
Gimbo . . . . .	-	-	-
Gewata . . . . .	-	-	-
Chena . . . . .	-	-	-
Bitu . . . . .	-	-	-
Gesha Daka . .	*	*	-
Saylem . . . . .	-	-	-
Gamo Gofa	*	184	-
Arba Minch Zuria	*	*	-
Boreda . . . . .	-	-	-
Mirab Abaya . .	*	*	-
Chencha . . . .	-	-	-
Kemba . . . . .	*	*	-
Bonkie . . . . .	-	-	-
Dita . . . . .	-	-	-
Daramalo . . . .	-	-	-
Kucha . . . . .	*	*	-
Gofa Zuria . . .	-	-	-
Zala . . . . .	-	-	-
Uba Deber Tse	*	*	-
Melekoza . . . .	*	*	-
Bench-Maji	*	*	*
Shewa Bench . .	*	*	-
Bench . . . . .	-	-	-
Bero . . . . .	-	-	-
Maji . . . . .	-	-	-
Menit Goldiya	-	-	-
Menit Shasha.	-	-	-
Sheko . . . . .	*	*	-
Yem Special Wer	-	-	-
Yem . . . . .	-	-	-
Amaro Special W	-	-	-
Amaro . . . . .	-	-	-
Burji Special W	*	*	-
Burji . . . . .	*	*	-
Konso Special W	*	*	-
Konso . . . . .	*	*	-
Dirashe Special	-	-	-
Dirashe . . . . .	-	-	-
Dawro . . . . .	*	*	-
Mareka Wereda	-	-	-
Gena Bosa Wer	*	*	-
Gedo Walcha W	-	-	-
Isara Wereda.	-	-	-
Gorka Bersa W	-	-	-
Basketo Special	*	*	-
Basketo . . . . .	*	*	-
Konta Special W	-	-	-
Ela . . . . .	-	-	-

TABLE 5.8.1.3 - ESTIMATE OF HOLDERS, AREA, PRODUCTION AND YIELD OF

## TEMPORARY CROPS FOR PRIVATE PEASANT HOLDINGS FOR BOTH SEASONS

## ALL HOLDINGS

## OIL SEEDS

Geographic Area	Number of Holders	Area	Production
		Hectares	Quintals
(S.N.N.P.R) . . .	95825	3842.99	16019.67
Gurage Zone . .	23401	1095.1	2867.72
Goru . . . . .	3026	766.44	1680.76
Ezha . . . . .	3246	*	*
Kokir Gedebanoo	1267	24.78	45.27
Sodo . . . . .	1423	47.83	106.47
Meskanena Marekoeko	1825	16.9	58.52
Selti . . . . .	1187	17.3	32.6
Gumer . . . . .	1644	2.73	40.7
Cheha . . . . .	*	*	*
Enemorna Ener	1569	11.71	*
Dalocha . . . .	3350	83.74	438.3
Lanfuro . . . .	1683	43.73	240.39
Akililna Mohr	141	*	*
Alicho Woriro	111	*	*
Endegagn . . .	533	7.98	28.76
Hadiya	18955	493.58	1470
Misha . . . . .	7373	118.86	234.75
Lemo . . . . .	3387	79.48	141.36
Badawacho . .	2948	26.4	*
Soro . . . . .	5247	268.85	1051.25
Kembata Alaba Tembaro	7012	139.46	416.01
Omo Sheleko .	3194	71.94	124.87
Angacha . . . .	742	2.38	4.4
Kedida Gamela	478	*	*
Alaba . . . . .	1947	54.77	268.89
Kacha Bira . .	651	5.38	*
Sidama Zone . .	3374	*	*
Shebedino . . .	*	*	*
Awasa . . . . .	554	*	*
Arbegona . . . .	*	*	*
Dale . . . . .	*	*	*
Aleta Wendo .	-	-	-
Dara . . . . .	514	*	12.65
Hula . . . . .	771	*	31.36
Bensa . . . . .	*	*	*
Aroresa . . . .	-	-	-
Gedio	3610	49.53	90.6
Wenago . . . . .	1099	12.67	*
Yirgachefe . .	212	*	*
Kochere . . . .	1612	*	*
Bule . . . . .	687	7.84	20.22
Wolayita	2023	53.46	275.89
Sodo Zuria . .	*	*	*
Boloso Sore . .	*	*	*
Damot Gale . .	284	*	*
Damot Wayde .	*	*	*
Kindo Koysha.	*	*	*
Offa . . . . .	323	*	*
Humbo . . . . .	207	*	*
South Omo Zone.	6617	242.46	1445.94
Selamago . . . .	619	11.12	62.8
Bako Gazer . .	4545	158.17	1198.93
Gelila . . . . .	810	26.47	70.53
Hamer . . . . .	*	*	*

CONTD

Kuraz	-	-	-
Bena Tsemay .	611	38.9	105.22
Shaka	776	*	*
Masha . . . .	249	*	*
Anderacha . .	87	*	*
Yeki . . . . .	440	*	*
Kaffa	4739	100.65	267.91
Telo . . . . .	473	4.5	16.35
Cheta . . . . .	76	2.06	2.34
Decha . . . . .	497	*	*
Menjiwo . . . .	359	3.49	5.59
Gimbo . . . . .	309	13.34	40.09
Gewata . . . . .	177	*	*
Chena . . . . .	625	12.29	37.41
Bitu . . . . .	354	*	79.66
Gesha Daka . .	1020	16.06	*
Saylem . . . . .	849	8.82	29.31
Gamo Gofa	10851	950.05	*
Arba Minch Zuria	*	*	*
Boreda . . . . .	266	17.04	56.54
Mirab Abaya . .	100	4.47	12.04
Chencha . . . .	840	16.52	80.78
Kemba . . . . .	620	8.62	45.63
Bonkie . . . . .	402	*	*
Dita . . . . .	542	6.55	11.98
Daramalo . . . .	128	*	*
Kucha . . . . .	2636	188.51	1136.15
Gofa Zuria . . .	3052	585.46	2228.83
Zala . . . . .	547	37.6	*
Uba Deber Tse	405	26.54	87.64
Melekoza . . . .	1223	30.67	117.56
Bench-Maji	4245	163.92	399.09
Shewa Bench . .	251	*	*
Bench . . . . .	2692	*	*
Bero . . . . .	*	0.47	19.47
Maji . . . . .	141	*	5.29
Menit Goldiya	386	7.48	42.39
Menit Shasha.	585	11.31	51.19
Sheko . . . . .	184	2.91	2.77
Yem Special Wer	1969	201.72	412.82
Yem . . . . .	1969	201.72	412.82
Amaro Special W	*	1.69	*
Amaro . . . . .	*	1.69	*
Burji Special W	143	7.87	*
Burji . . . . .	143	7.87	*
Konso Special W	690	18.52	*
Konso . . . . .	690	18.52	*
Dirashe Special	267	5.39	*
Dirashe . . . . .	267	5.39	*
Dawro . . . . .	5444	162.7	688.93
Mareka Wereda	1241	29.52	69.66
Gena Bosa Wer	615	21.45	134.19
Gedo Walcha W	2457	95.42	448.86
Isara Wereda.	396	4.56	5.49
Gorka Bersa W	735	11.75	30.73
Basketo Special	505	11.34	46.08
Basketo . . . . .	505	11.34	46.08
Konta Special W	329	7	15.02
Ela . . . . .	329	7	15.02

TABLE A- ESTIMATE OF HOLDERS, AREA, PRODUCTION AND YIELD OF

TEMPORARY CROPS FOR PRIVATE PEASANT HOLDINGS FOR BOTH SEASONS  
ALL HOLDINGS

NEUG

Geographic Area	Number of Holders	Area	Production
		Hectares	Quintals
(S.N.N.P.R.) . . .	4694	929.15	2243.2
Gurage Zone . .	3229	812.81	1809.53
Goru . . . . .	2611	747.26	1644.98
Ezha . . . . .	*	*	*
Kokir Gedebanoo	*	*	*
Sodo . . . . .	*	*	*
Meskanena Marekoeko	*	*	*
Selti . . . . .	-	-	-
Gumer . . . . .	-	-	-
Cheha . . . . .	222	*	*
Enemorna Ener	*	*	*
Dalocha . . . .	*	*	*
Lanfuro . . . .	-	-	-
Akililna Mohr	-	-	-
Alichu Woriro	-	-	-
Endegagn . . . .	*	*	*
Hadiya	*	*	-
Misha . . . . .	*	*	-
Lemo . . . . .	*	*	-
Badawacho . . .	-	-	-
Soro . . . . .	-	-	-
Kembata Alaba Tembaro	*	*	-
Omo Sheleko . .	-	-	-
Angacha . . . . .	*	*	-
Kedida Gamela	*	*	-
Alaba . . . . .	-	-	-
Kacha Bira . . .	-	-	-
Sidama Zone . .	-	-	-
Shebedino . . . .	-	-	-
Awasa . . . . .	-	-	-
Arbegona . . . .	-	-	-
Dale . . . . .	-	-	-
Aleta Wendo . .	-	-	-
Dara . . . . .	-	-	-
Hula . . . . .	-	-	-
Bensa . . . . .	-	-	-
Aroresa . . . . .	-	-	-
Gedio	*	*	-
Wenago . . . . .	-	-	-
Yirgachefe . . .	-	-	-
Kochere . . . . .	*	*	-
Bule . . . . .	*	*	-
Wolayita	-	-	-
Sodo Zuria . . .	-	-	-
Boloso Sore . . .	-	-	-
Damot Gale . . .	-	-	-
Damot Wayde . .	-	-	-
Kindo Koysha . .	-	-	-
Offa . . . . .	-	-	-
Humbo . . . . .	-	-	-
South Omo Zone .	*	*	-
Selamago . . . .	-	-	-
Bako Gazer . . .	-	-	-
Gelila . . . . .	-	-	-
Hamer . . . . .	*	*	-

CONTD

Kuraz	-	-	-
Bena Tsemay	-	-	-
Shaka	-	-	-
Masha . . . .	-	-	-
Anderacha . .	-	-	-
Yeki . . . . .	-	-	-
Kaffa	249	*	*
Telo . . . . .	-	-	-
Cheta . . . . .	-	-	-
Decha . . . . .	-	-	-
Menjiwo . . . .	-	-	-
Gimbo . . . . .	145	*	*
Gewata . . . . .	*	*	*
Chena . . . . .	*	*	*
Bitu . . . . .	*	*	*
Gesha Daka . .	-	-	-
Saylem . . . . .	-	-	-
Gamo Gofa	410	29.3	*
Arba Minch Zuria	-	-	-
Boreda . . . . .	*	*	*
Mirab Abaya . .	*	*	*
Chencha . . . .	113	*	*
Kemba . . . . .	-	-	-
Bonkie . . . . .	-	-	-
Dita . . . . .	-	-	-
Daramalo . . . .	*	*	*
Kucha . . . . .	*	*	*
Gofa Zuria . . .	-	-	-
Zala . . . . .	-	-	-
Uba Deber Tse	-	-	-
Melekoza . . . .	*	*	*
Bench-Maji	*	*	*
Shewa Bench . .	-	-	-
Bench . . . . .	-	-	-
Bero . . . . .	-	-	-
Maji . . . . .	-	-	-
Menit Goldiya	-	-	-
Menit Shasha . .	-	-	-
Sheko . . . . .	*	*	*
Yem Special Wer	277	46.51	93.55
Yem . . . . .	277	46.51	93.55
Amaro Special W	-	-	-
Amaro . . . . .	-	-	-
Burji Special W	*	*	*
Burji . . . . .	*	*	*
Konso Special W	-	-	-
Konso . . . . .	-	-	-
Dirashe Special	-	-	-
Dirashe . . . . .	-	-	-
Dawro . . . . .	*	*	*
Mareka Wereda	-	-	-
Gena Bosa Wer	*	*	*
Gedo Walcha W	-	-	-
Isara Wereda . .	*	*	*
Gorka Bersa W	*	*	*
Basketo Special	-	-	-
Basketo . . . . .	-	-	-
Konta Special W	*	*	*
Ela . . . . .	*	*	*

TABLE B - ESTIMATE OF HOLDERS, AREA, PRODUCTION AND YIELD OF

TEMPORARY CROPS FOR PRIVATE PEASANT HOLDINGS FOR BOTH SEASONS  
ALL HOLDINGS

Geographic Area	Number of Holders	Area	Production
		Hectares	Quintals
(S.N.N.P.R) . . .	30891	982.64	3096.14
Gurage Zone . .	5222	165.39	455.03
Goru . . . . .	323	8.59	17.21
Ezha . . . . .	*	*	*
Kokir Gedebanoo	331	*	*
Sodo . . . . .	310	36.41	75.46
Meskanena Marekoeko	*	*	*
Selti . . . . .	769	12.72	15.17
Gumer . . . . .	447	2.73	40.7
Cheha . . . . .	*	*	*
Enemorna Ener	*	*	*
Dalocha . . . .	1682	50.39	98.08
Lanfuro . . . .	681	29.1	*
Akililna Mohr	*	*	*
Alicho Woriro	*	*	*
Endegagn . . .	202	6.75	24.06
Hadiya	7342	295.16	1060.26
Misha . . . . .	2506	32.34	133.47
Lemo . . . . .	1187	25.13	*
Badawacho . .	*	*	*
Soro . . . . .	3362	219.58	833.95
Kembata Alaba Tembaro	1898	64.24	142.24
Omo Sheleko .	462	*	*
Angacha . . . .	152	*	*
Kedida Gamela	251	*	*
Alaba . . . . .	947	*	21.31
Kacha Bira . .	*	*	*
Sidama Zone . .	1531	14.39	74.32
Shebedino . . .	*	*	*
Awasa . . . . .	*	*	*
Arbegona . . .	*	*	*
Dale . . . . .	-	-	-
Aleta Wendo .	-	-	-
Dara . . . . .	354	4.89	*
Hula . . . . .	494	5.48	*
Bensa . . . . .	-	-	-
Aroresa . . . .	-	-	-
Gedio	*	*	20.1
Wenago . . . .	-	-	-
Yirgachefe . .	-	-	-
Kochere . . . .	*	*	*
Bule . . . . .	203	2.11	*
Wolayita	1104	36.2	*
Sodo Zuria . .	*	*	*
Boloso Sore . .	*	*	*
Damot Gale . .	*	*	*
Damot Wayde .	*	*	*
Kindo Koysha.	298	*	*
Offa . . . . .	290	*	*
Humbo . . . . .	*	*	*
South Omo Zone.	917	32.16	76.59
Selamago . . .	-	-	-
Bako Gazer . .	287	5.18	*
Gelila . . . . .	610	23.02	59.36
Hamer . . . . .	*	*	*

CONTD

Kuraz	-	-	-
Bena Tsemay	*	*	*
Shaka	*	*	*
Masha . . . .	*	*	*
Anderacha . .	-	-	-
Yeki . . . . .	*	*	*
Kaffa	2810	50.71	164.04
Telo . . . . .	408	3.79	15.56
Cheta . . . .	*	*	*
Decha . . . .	*	*	*
Menjiwo . . .	168	1.4	3.22
Gimbo . . . .	*	*	*
Gewata . . . .	148	4.77	12.89
Chena . . . .	409	11.29	36.52
Bitu . . . . .	293	8.86	38.17
Gesha Daka . .	582	9.25	*
Saylem . . . .	671	7.97	23.47
Gamo Gofa	2782	57.82	258.13
Arba Minch Zuria	-	-	-
Boreda . . . .	41	*	5.06
Mirab Abaya .	*	*	*
Chencha . . . .	653	11.85	58.26
Kemba . . . . .	376	*	*
Bonkie . . . .	374	*	*
Dita . . . . .	499	5.41	7.16
Daramalo . . .	*	*	*
Kucha . . . .	*	*	*
Gofa Zuria . .	*	*	*
Zala . . . . .	*	*	*
Uba Deber Tse	*	*	*
Melekoza . . .	415	*	*
Bench-Maji	704	12.17	53.32
Shewa Bench .	-	-	-
Bench . . . . .	-	-	-
Bero . . . . .	-	-	-
Maji . . . . .	48	0.25	1.09
Menit Goldiya	185	2.15	9.22
Menit Shasha.	470	9.78	43.01
Sheko . . . . .	-	-	-
Yem Special Wer	1232	148.12	305.56
Yem . . . . .	1232	148.12	305.56
Amaro Special W	*	*	*
Amaro . . . . .	*	*	*
Burji Special W	60	*	*
Burji . . . . .	60	*	*
Konso Special W	235	*	*
Konso . . . . .	235	*	*
Dirashe Special	94	*	*
Dirashe . . . .	94	*	*
Dawro . . . . .	3883	73.38	237.3
Mareka Wereda	1100	24.16	59.6
Gena Bosa Wer	425	6.02	*
Gedo Walcha W	1479	31.17	90.73
Isara Wereda.	338	4.2	3.97
Gorka Bersa W	542	7.83	25.75
Basketo Special	76	*	*
Basketo . . . .	76	*	*
Konta Special W	304	6.73	15.02
Ela . . . . .	304	6.73	15.02

TABLE C - ESTIMATE OF HOLDERS, AREA, PRODUCTION AND YIELD OF

TEMPORARY CROPS FOR PRIVATE PEASANT HOLDINGS FOR BOTH SEASONS  
ALL HOLDINGS

GROUND NUTS

Geographic Area	Number of Holders	Area	Production
		Hectares	Quintals
(S.N.N.P.R) . . .	8714	919.03	*
Gurage Zone . .	*	*	-
Goru . . . . .	*	*	-
Ezha . . . . .	-	-	-
Kokir Gedebanoo	-	-	-
Sodo . . . . .	-	-	-
Meskanena Marekoeko	*	*	-
Selti . . . . .	-	-	-
Gumer . . . . .	-	-	-
Cheha . . . . .	*	*	-
Enemorna Ener	-	-	-
Dalocha . . . .	*	*	-
Lanfuro . . . .	-	-	-
Akililna Mohr	-	-	-
Alicho Woriro	-	-	-
Endegagn. . . .	-	-	-
Hadiya . . . . .	*	*	-
Misha . . . . .	-	-	-
Lemo . . . . .	-	-	-
Badawacho . . .	*	*	-
Soro . . . . .	-	-	-
Kembata Alaba Tembaro	*	*	-
Omo Sheleko . .	*	*	-
Angacha . . . .	-	-	-
Kedida Gamela .	*	*	-
Alaba . . . . .	-	-	-
Kacha Bira. . . .	*	*	-
Sidama Zone . .	*	*	*
Shebedino . . .	-	-	-
Awasa . . . . .	*	*	-
Arbegona. . . .	*	*	-
Dale . . . . .	-	-	-
Aleta Wendo . .	-	-	-
Dara . . . . .	*	*	*
Hula . . . . .	*	*	-
Bensa . . . . .	-	-	-
Aroresa . . . .	-	-	-
Gedio . . . . .	*	*	-
Wenago. . . . .	-	-	-
Yirgachefe. . .	*	*	-
Kochere . . . .	-	-	-
Bule . . . . .	-	-	-
Wolayita . . . .	177	*	*
Sodo Zuria. . . .	-	-	-
Boloso Sore . .	-	-	-
Damot Gale. . .	-	-	-
Damot Wayde . .	-	-	-
Kindo Koysha. .	-	-	-
Offa . . . . .	-	-	-
Humbo . . . . .	177	*	*
South Omo Zone.	502	*	54.97
Selamago. . . .	-	-	-
Bako Gazer. . .	476	*	50.72
Gelila . . . . .	-	-	-
Hamer . . . . .	-	-	-

CONTD

Kuraz	-	-	-
Bena Tsemay	*	*	*
Shaka	-	-	-
Masha	-	-	-
Anderacha	-	-	-
Yeki	-	-	-
Kaffa	*	*	-
Telo	-	-	-
Cheta	-	-	-
Decha	-	-	-
Menjiwo	-	-	-
Gimbo	*	*	-
Gewata	*	*	-
Chena	-	-	-
Bitu	-	-	-
Gesha Daka	*	*	-
Saylem	-	-	-
Gamo Gofa	5927	797.99	*
Arba Minch Zuria	*	*	*
Boreda	141	4.99	*
Mirab Abaya	*	*	*
Chencha	*	*	*
Kemba	*	*	*
Bonkie	*	*	*
Dita	*	*	*
Daramalo	*	*	*
Kucha	2315	168.43	873.97
Gofa Zuria	2497	570.74	2186.42
Zala	468	36.54	*
Uba Deber Tse	*	*	*
Melekoza	165	*	*
Bench-Maji	*	*	-
Shewa Bench	-	-	-
Bench	*	*	-
Bero	-	-	-
Maji	*	*	-
Menit Goldiya	-	-	-
Menit Shasha	-	-	-
Sheko	*	*	-
Yem Special Wer	-	-	-
Yem	-	-	-
Amaro Special W	*	*	-
Amaro	*	*	-
Burji Special W	-	-	-
Burji	-	-	-
Konso Special W	-	-	-
Konso	-	-	-
Dirashe Special	-	-	-
Dirashe	-	-	-
Dawro	1117	78.08	432.24
Mareka Wereda	-	-	-
Gena Bosa Wer	*	*	*
Gedo Walcha W	979	*	*
Isara Wereda	-	-	-
Gorka Bersa W	-	-	-
Basketo Special	*	*	*
Basketo	*	*	*
Konta Special W	-	-	-
Ela	-	-	-

TABLE D - ESTIMATE OF HOLDERS, AREA, PRODUCTION AND YIELD OF

TEMPORARY CROPS FOR PRIVATE PEASANT HOLDINGS FOR BOTH SEASONS  
ALL HOLDINGS

## SUN FLOWER

Geographic Area	Number of Holders	Area	Production
		Hectares	Quintals
(S.N.N.P.R) . . .	8164	224.01	1388.79
Gurage Zone . .	561	6.56	34.85
Goru . . . . .	*	*	*
Ezha . . . . .	-	-	-
Kokir Gedebanoo	*	*	*
Sodo . . . . .	196	*	*
Meskanena Marekoeko	*	*	*
Selti . . . . .	-	-	-
Gumer . . . . .	-	-	-
Cheha . . . . .	-	-	-
Enemorna Ener	-	-	-
Dalocha . . . .	*	*	*
Lanfuro . . . .	-	-	-
Akililna Mohr	-	-	-
Alicho Woriro	-	-	-
Endegagn . . . .	-	-	-
Hadiya	438	*	-
Misha . . . . .	*	*	-
Lemo . . . . .	*	*	-
Badawacho . . .	236	*	-
Soro . . . . .	*	*	-
Kembata Alaba Tembaro	132	*	-
Omo Sheleko . .	*	*	-
Angacha . . . . .	-	-	-
Kedida Gamela	*	*	-
Alaba . . . . .	-	-	-
Kacha Bira . . .	-	-	-
Sidama Zone . .	*	*	-
Shebedino . . . .	*	*	-
Awasa . . . . .	-	-	-
Arbegona . . . .	-	-	-
Dale . . . . .	-	-	-
Aleta Wendo . .	-	-	-
Dara . . . . .	-	-	-
Hula . . . . .	*	*	-
Bensa . . . . .	-	-	-
Aroresa . . . . .	-	-	-
Gedio	*	*	-
Wenago . . . . .	-	-	-
Yirgachefe . . .	*	*	-
Kochere . . . . .	*	*	-
Bule . . . . .	-	-	-
Wolayita	*	*	*
Sodo Zuria . . .	*	*	*
Boloso Sore . . .	*	*	*
Damot Gale . . .	-	-	-
Damot Wayde . .	-	-	-
Kindo Koysha . .	-	-	-
Offa . . . . .	*	*	*
Humbo . . . . .	-	-	-
South Omo Zone.	4797	167.79	1241.9
Selamago . . . .	559	9.53	59.36
Bako Gazer . . .	3652	129.16	1114.15
Gelila . . . . .	213	3.45	11.17
Hamer . . . . .	*	*	-

CONTD

Kuraz	-	-	-
Bena Tsemay .	368	24.62	57.22
Shaka	*	*	-
Masha . . . .	-	-	-
Anderacha . .	-	-	-
Yeki. . . . .	*	*	-
Kaffa	*	*	-
Telo . . . . .	-	-	-
Cheta . . . . .	-	-	-
Decha . . . . .	-	-	-
Menjiwo . . .	-	-	-
Gimbo . . . . .	-	-	-
Gewata. . . . .	-	-	-
Chena . . . . .	-	-	-
Bitu . . . . .	-	-	-
Gesha Daka. .	*	*	-
Saylem. . . . .	-	-	-
Gamo Gofa	665	7.64	28.33
Arba Minch Zuria	-	-	-
Boreda. . . . .	-	-	-
Mirab Abaya .	*	*	*
Chencha . . . .	-	-	-
Kemba . . . . .	*	*	*
Bonkie. . . . .	-	-	-
Dita. . . . .	-	-	-
Daramalo. . . .	-	-	-
Kucha . . . . .	-	-	-
Gofa Zuria. . .	-	-	-
Zala. . . . .	*	*	*
Uba Deber Tse	*	*	*
Melekoza. . . .	569	6.35	21.55
Bench-Maji	*	*	-
Shewa Bench .	-	-	-
Bench . . . . .	-	-	-
Bero. . . . .	-	-	-
Maji. . . . .	*	*	-
Menit Goldiya	-	-	-
Menit Shasha.	-	-	-
Sheko . . . . .	-	-	-
Yem Special Wer	-	-	-
Yem . . . . .	-	-	-
Amaro Special W	*	*	-
Amaro . . . . .	*	*	-
Burji Special W	*	*	-
Burji . . . . .	*	*	-
Konso Special W	*	*	*
Konso . . . . .	*	*	*
Dirashe Special	195	2.15	-
Dirashe . . . .	195	2.15	-
Dawro . . . . .	-	-	-
Mareka Wereda	-	-	-
Gena Bosa Wer	-	-	-
Gedo Walcha W	-	-	-
Isara Wereda.	-	-	-
Gorka Bersa W	-	-	-
Basketo Special	305	7.66	*
Basketo . . . .	305	7.66	*
Konta Special W	-	-	-
Ela . . . . .	-	-	-

TABLE E - ESTIMATE OF HOLDERS, AREA, PRODUCTION AND YIELD OF

TEMPORARY CROPS FOR PRIVATE PEASANT HOLDINGS FOR BOTH SEASONS  
ALL HOLDINGS

## SESAME

Geographic Area	Number of Holders	Area	Production
		Hectares	Quintals
(S.N.N.P.R) . . .	3167	180.59	535.15
Gurage Zone . .	*	*	*
Goru. . . . .	*	*	*
Ezha. . . . .	-	-	-
Kokir Gedebanoo	-	-	-
Sodo. . . . .	-	-	-
Meskanena Marekoeko	-	-	-
Selti . . . . .	-	-	-
Gumer . . . . .	-	-	-
Cheha . . . . .	*	*	*
Enemorna Ener	-	-	-
Dalocha . . . .	-	-	-
Lanfuro . . . .	-	-	-
Akililna Mohr	-	-	-
Alichu Woriro	-	-	-
Endegagn. . . .	-	-	-
Hadiya . . . . .	*	*	*
Misha . . . . .	-	-	-
Lemo. . . . .	-	-	-
Badawacho . . .	*	*	*
Soro. . . . .	-	-	-
Kembata Alaba Tembaro	247	*	*
Omo Sheleko . .	-	-	-
Angacha . . . .	-	-	-
Kedida Gamela .	*	*	*
Alaba . . . . .	*	*	*
Kacha Bira. . .	-	-	-
Sidama Zone . .	-	-	-
Shebedino . . .	-	-	-
Awasa . . . . .	-	-	-
Arbegona. . . .	-	-	-
Dale. . . . .	-	-	-
Aleta Wendo . .	-	-	-
Dara. . . . .	-	-	-
Hula. . . . .	-	-	-
Bensa . . . . .	-	-	-
Aroresa . . . .	-	-	-
Gedio . . . . .	-	-	-
Wenago. . . . .	-	-	-
Yirgachefe. . .	-	-	-
Kochere . . . .	-	-	-
Bule. . . . .	-	-	-
Wolayita . . . .	-	-	-
Sodo Zuria. . .	-	-	-
Boloso Sore . .	-	-	-
Damot Gale. . .	-	-	-
Damot Wayde . .	-	-	-
Kindo Koysha. .	-	-	-
Offa. . . . .	-	-	-
Humbo . . . . .	-	-	-
South Omo Zone.	592	23.37	65.93
Selamago. . . .	168	1.55	3.33
Bako Gazer. . .	*	*	*
Gelila. . . . .	-	-	-
Hamer . . . . .	*	*	*

CONTD

Kuraz	-	-	-
Bena Tsemay	165	10.12	*
Shaka	*	*	*
Masha . . . .	-	-	-
Anderacha . . . .	-	-	-
Yeki . . . .	*	*	*
Kaffa	*	*	*
Telo . . . .	-	-	-
Cheta . . . .	-	-	-
Decha . . . .	-	-	-
Menjiwo . . . .	-	-	-
Gimbo . . . .	*	*	*
Gewata . . . .	-	-	-
Chena . . . .	*	*	*
Bitu . . . .	*	*	*
Gesha Daka . . . .	-	-	-
Saylem . . . .	-	-	-
Gamo Gofa	890	48.18	127.16
Arba Minch Zuria	*	*	*
Boreda . . . .	*	*	*
Mirab Abaya . . . .	*	*	*
Chencha . . . .	-	-	-
Kemba . . . .	*	*	*
Bonkie . . . .	-	-	-
Dita . . . .	*	*	*
Daramalo . . . .	*	*	*
Kucha . . . .	*	*	*
Gofa Zuria . . . .	*	*	*
Zala . . . .	*	*	*
Uba Deber Tse	368	25.9	85.02
Melekoza . . . .	*	*	*
Bench-Maji	*	*	*
Shewa Bench . . . .	-	-	-
Bench . . . .	-	-	-
Bero . . . .	1	0.45	19.39
Maji . . . .	-	-	-
Menit Goldiya	-	-	-
Menit Shasha.	*	*	*
Sheko . . . .	59	2.16	*
Yem Special Wer	-	-	-
Yem . . . .	-	-	-
Amaro Special W	-	-	-
Amaro . . . .	-	-	-
Burji Special W	-	-	-
Burji . . . .	-	-	-
Konso Special W	-	-	-
Konso . . . .	-	-	-
Dirashe Special	*	*	*
Dirashe . . . .	*	*	*
Dawro . . . .	104	*	*
Mareka Wereda	*	*	*
Gena Bosa Wer	*	*	*
Gedo Walcha W	*	*	*
Isara Wereda.	*	*	*
Gorka Bersa W	*	*	*
Basketo Special	*	*	*
Basketo . . . .	*	*	*
Konta Special W	*	*	*
Ela . . . .	*	*	*

TABLE E - ESTIMATE OF HOLDERS, AREA, PRODUCTION AND YIELD OF

TEMPORARY CROPS FOR PRIVATE PEASANT HOLDINGS FOR BOTH SEASONS  
ALL HOLDINGS

## RAPE SEED

Geographic Area	Number of Holders	Area	Production
		Hectares	Quintals
(S.N.N.P.R) . . .	42538	607.57	1653.93
Gurage Zone . .	14963	105.86	556.29
Goru . . . . .	*	*	*
Ezha . . . . .	3071	*	*
Kokir Gedebanoo	914	*	*
Sodo . . . . .	952	8.04	*
Meskanena Marekoeko	1425	12.24	37.04
Selti . . . . .	418	*	*
Gumer . . . . .	*	-	-
Cheha . . . . .	*	*	*
Enemorna Ener	1291	*	5.68
Dalocha . . . .	1903	32.15	334.31
Lanfuro . . . .	1036	14.64	*
Akililna Mohr	*	*	*
Alicho Woriro	*	*	*
Endegagn . . .	347	1.19	4.62
Hadiya	11257	185.68	404.52
Misha . . . . .	4942	84.04	101.28
Lemo . . . . .	2130	48.27	*
Badawacho . .	*	4.12	4.98
Soro . . . . .	1896	49.25	*
Kembata Alaba Tembaro	4514	63.75	258.54
Omo Sheleko .	2583	36.85	*
Angacha . . . .	*	*	*
Kedida Gamela	*	*	*
Alaba . . . . .	788	24.64	*
Kacha Bira . .	564	1.42	0.16
Sidama Zone . .	*	*	*
Shebedino . . .	-	-	-
Awasa . . . . .	-	-	-
Arbegona . . . .	-	-	-
Dale . . . . .	*	*	*
Aleta Wendo .	-	-	-
Dara . . . . .	*	*	*
Hula . . . . .	*	*	*
Bensa . . . . .	*	*	*
Aroresa . . . .	-	-	-
Gedio	2998	42.37	70.5
Wenago . . . . .	1099	12.67	*
Yirgachefe . .	*	*	*
Kochere . . . .	1315	*	*
Bule . . . . .	453	*	*
Wolayita	577	2.93	3.04
Sodo Zuria . .	-	-	-
Boloso Sore . .	*	*	*
Damot Gale . .	*	*	*
Damot Wayde .	*	*	*
Kindo Koyssha.	*	*	*
Offa . . . . .	-	-	-
Humbo . . . . .	-	-	-
South Omo Zone.	*	*	*
Selamago . . .	*	*	*
Bako Gazer . .	-	-	-
Gelila . . . . .	-	-	-
Hamer . . . . .	-	-	-

CONTD

Kuraz	-	-	-
Bena Tsemay	*	*	*
Shaka	567	9.65	*
Masha . . . .	234	*	*
Anderacha . .	87	*	*
Yeki . . . . .	247	*	*
Kaffa	1668	13.83	33.54
Telo . . . . .	*	*	*
Cheta . . . . .	70	1.99	2.12
Decha . . . . .	448	*	*
Menjiwo . . .	191	*	*
Gimbo . . . . .	*	*	*
Gewata . . . .	*	*	*
Chena . . . . .	*	*	*
Bitu . . . . .	*	*	*
Gesha Daka . .	425	*	*
Saylem . . . .	208	*	*
Gamo Gofa	309	*	*
Arba Minch Zuria	*	*	*
Boreda . . . .	*	*	*
Mirab Abaya .	-	-	-
Chencha . . .	*	*	*
Kemba . . . . .	*	*	*
Bonkie . . . .	-	-	-
Dita . . . . .	-	-	-
Daramalo . . .	-	-	-
Kucha . . . . .	*	*	*
Gofa Zuria . .	*	*	*
Zala . . . . .	*	*	*
Uba Deber Tse	-	-	-
Melekoza . . .	-	-	-
Bench-Maji	2592	68.84	104.61
Shewa Bench .	251	*	*
Bench . . . . .	1849	56.25	*
Bero . . . . .	*	*	*
Maji . . . . .	99	0.58	4.2
Menit Goldiya	211	5.33	33.17
Menit Shasha.	102	0.96	4.48
Sheko . . . . .	74	0.5	0.25
Yem Special Wer	618	7.09	13.71
Yem . . . . .	618	7.09	13.71
Amaro Special W	*	*	-
Amaro . . . . .	*	*	-
Burji Special W	*	*	-
Burji . . . . .	*	*	-
Konso Special W	-	-	-
Konso . . . . .	-	-	-
Dirashe Special	-	-	-
Dirashe . . . .	-	-	-
Dawro . . . . .	341	8.69	17.05
Mareka Wereda	*	*	*
Geni Bosa Wer	*	*	*
Gedo Walcha W	-	-	-
Isara Wereda.	*	*	*
Gorka Bersa W	*	*	*
Basketo Special	*	*	-
Basketo . . . .	*	*	-
Konta Special W	-	-	-
Ela . . . . .	-	-	-

TABLE 5.8.2 - ESTIMATE OF HOLDERS, AREA, PRODUCTION AND YIELD OF

TEMPORARY CROPS FOR PRIVATE PEASANT HOLDINGS FOR BOTH SEASONS  
ALL HOLDINGS

## VEGETABLES

Geographic Area	Number of Holders	Area	Production
		Hectares	Quintals
(S.N.N.P.R) . . .	1189947	33271.2	1824009
Gurage Zone . .	239116	10925.54	424453.8
Goru. . . . .	10065	1436.57	28476.53
Ezha. . . . .	12211	143.44	14505.71
Kokir Gedebanoo	9966	97.22	9195.45
Sodo. . . . .	16250	172.57	11332.04
Meskanena Marekoecko	37173	3478.37	86044.17
Selti . . . . .	18162	695.72	28945.37
Gumer . . . . .	31583	416.36	38700.04
Cheha . . . . .	12650	109.99	3386.28
Enemorna Ener	16183	80.12	9018.04
Dalocha . . . .	22815	1248.14	40593.07
Lanfuro . . . .	16546	1969.82	46480.91
Akililna Mohr	8123	*	*
Alicho Woriro	18627	386.87	37785.29
Endegagn. . . .	8760	98.19	12835.22
Hadiya	173310	3602.92	260488.4
Misha . . . . .	48288	731.85	101568.7
Lemo. . . . .	51482	1673.67	70299.41
Badawacho . . .	24922	534.68	36759.17
Soro. . . . .	48619	662.73	51861.08
Kembata Alaba Tembaro	105191	6949.75	223416.1
Omo Sheleko . .	11242	123.87	14369.52
Angacha . . . .	25278	377.03	34592.79
Kedida Gamela	19204	273.85	22053.41
Alaba . . . . .	39018	6096.43	144013.1
Kacha Bira. . . .	10449	78.56	8387.32
Sidama Zone . .	291201	5329.97	440619.2
Shebedino . . . .	67537	830.38	85071.99
Awasa . . . . .	34231	1211.77	64279.32
Arbegona . . . .	17323	133.01	13229.39
Dale. . . . .	41307	566.35	49536.07
Aleta Wendo . .	40535	639.86	102298.8
Dara. . . . .	19541	325.75	48232.07
Hula. . . . .	34545	*	37018.1
Bensa . . . . .	24686	407.59	18411.89
Aroresa . . . . .	11498	153.65	22541.56
Gedio	82236	1233.36	177298.4
Wenago. . . . .	20332	190.82	34808.47
Yirgachefe. . . .	20400	340.57	51660.41
Kochere . . . . .	27650	454.12	60974.74
Bule. . . . .	13853	247.85	29854.83
Wolayita	58303	755.3	54789
Sodo Zuria. . . .	7972	*	*
Boloso Sore . . .	5571	41.76	*
Damot Gale. . . .	19947	290.8	23315.03
Damot Wayde . . .	10040	90.21	9892.9
Kindo Koysha. . .	5283	34.55	2803.64
Offa. . . . .	5283	28.82	2870.78
Humbo . . . . .	4207	162.73	4014.37
South Omo Zone.	11843	175.08	13926.68
Selamago. . . . .	282	1.65	*
Bako Gazer. . . .	7766	124.96	9990.2
Gelila. . . . .	3111	39.64	3345.93
Hamer . . . . .	*	*	*

CONTD

Kuraz	-	-	-
Bena Tsemay	660	8.65	546.18
Shaka	9115	221.36	13103.13
Masha	1709	19.25	2012.08
Anderacha	2051	36.06	5004.7
Yeki	5356	166.05	6086.33
Kaffa	65613	1567.34	50330.9
Telo	6260	71.57	5955.53
Cheta	1407	44.38	1069.53
Decha	11964	213.12	8387.24
Menjiwo	7946	119.7	3628.45
Gimbo	8130	576.34	11323.53
Gewata	4945	92.22	2389.47
Chena	9726	229.13	8954.42
Bitu	2917	43.36	1678.33
Gesha Daka	7126	103.42	3996.84
Saylem	5191	74.09	2947.55
Gamo Gofa	51565	843.98	74264.15
Arba Minch Zuria	6288	119.02	12927.66
Boreda	2010	16.43	1633.81
Mirab Abaya	1196	22.39	2138.82
Chencha	3881	15.32	1411.8
Kemba	5446	98.52	3147.85
Bonkie	11387	187.07	16959.11
Dita	3441	25.54	1977.93
Daramalo	1372	35.18	3445.43
Kucha	664	8.41	276.58
Gofa Zuria	7926	130.27	7232.5
Zala	1394	43.6	3516.28
Uba Deber Tse	892	14.02	1440.8
Melekoza	5670	128.21	18155.59
Bench-Maji	48112	919.96	40882.33
Shewa Bench	11539	202.37	7194.16
Bench	22781	449.31	15602.55
Bero	604	6.09	409.31
Maji	1748	17.98	1531.34
Menit Goldiya	6074	108.73	9260.99
Menit Shasha	2786	98.73	5605.68
Sheko	2580	36.75	1278.29
Yem Special Wer	10463	101.87	11683.62
Yem	10463	101.87	11683.62
Amaro Special W	7501	115.17	11897.95
Amaro	7501	115.17	11897.95
Burji Special W	1529	20.94	1050.05
Burji	1529	20.94	1050.05
Konso Special W	1614	98.83	*
Konso	1614	98.83	*
Dirashe Special	4664	124.61	6878.22
Dirashe	4664	124.61	6878.22
Dawro	25275	249.64	17438.04
Mareka Wereda	7783	69.19	6074.75
Gena Bosa Wer	2812	28.25	1332.29
Gedo Walcha W	5215	48.26	3611.57
Isara Wereda	5325	31.3	3044.07
Gorka Bersa W	4141	72.64	3375.37
Basketo Special	1098	16.6	677.22
Basketo	1098	16.6	677.22
Konta Special W	2196	19	783.91
Ela	2196	19	783.91

TABLE A - ESTIMATE OF HOLDERS, AREA, PRODUCTION AND YIELD OF

TEMPORARY CROPS FOR PRIVATE PEASANT HOLDINGS FOR BOTH SEASONS  
ALL HOLDINGS

Geographic Area	Number of Holders	Area	Production
		Hectares	Quintals
(S.N.N.P.R) . . .	2018	6.62	*
Gurage Zone . .	922	*	*
Goru . . . . .	*	*	*
Ezha . . . . .	105	*	*
Kokir Gedebanoo	*	*	*
Sodo . . . . .	-	-	-
Meskanena Marekoeko	*	*	*
Selti . . . . .	*	*	-
Gumer . . . . .	*	*	*
Cheha . . . . .	-	-	-
Enemorna Ener	*	*	*
Dalocha . . . .	*	*	*
Lanfuro . . . .	-	-	-
Akililna Mohr	-	-	-
Alichu Woriro	-	-	-
Endegagn . . .	73	*	*
Hadiya	289	*	-
Misha . . . . .	-	-	-
Lemo . . . . .	*	*	-
Badawacho . .	-	-	-
Soro . . . . .	*	*	-
Kembata Alaba Tembaro	166	*	*
Omo Sheleko .	*	*	-
Angacha . . . .	*	*	*
Kedida Gamela	*	*	*
Alaba . . . . .	*	*	*
Kacha Bira . .	-	-	-
Sidama Zone . .	480	*	*
Shebedino . . .	-	-	-
Awasa . . . . .	-	-	-
Arbegona . . .	-	-	-
Dale . . . . .	*	*	-
Aleta Wendo .	*	*	*
Dara . . . . .	*	*	*
Hula . . . . .	-	-	-
Bensa . . . . .	-	-	-
Aroresa . . . .	-	-	-
Gedio	*	*	-
Wenago . . . . .	-	-	-
Yirgachefe . .	*	*	-
Kochere . . . .	-	-	-
Bule . . . . .	-	-	-
Wolayita	*	*	*
Sodo Zuria . .	-	-	-
Boloso Sore . .	-	-	-
Damot Gale . .	-	-	-
Damot Wayde .	-	-	-
Kindo Koysha.	*	*	*
Offa . . . . .	-	-	-
Humbo . . . . .	-	-	-
South Omo Zone.	-	-	-
Selamago . . .	-	-	-
Bako Gazer . .	-	-	-
Gelila . . . . .	-	-	-
Hamer . . . . .	-	-	-

CONTD

Kuraz	-	-	-
Bena Tsemay	-	-	-
Shaka	-	-	-
Masha . . . .	-	-	-
Anderacha . .	-	-	-
Yeki . . . .	-	-	-
Kaffa	-	-	-
Telo . . . .	-	-	-
Cheta . . . .	-	-	-
Decha . . . .	-	-	-
Menjiwo . . .	-	-	-
Gimbo . . . .	-	-	-
Gewata . . . .	-	-	-
Chena . . . .	-	-	-
Bitu . . . .	-	-	-
Gesha Daka .	-	-	-
Saylem . . . .	-	-	-
Gamo Gofa	-	-	-
Arba Minch Zuria	-	-	-
Boreda . . . .	-	-	-
Mirab Abaya .	-	-	-
Chencha . . .	-	-	-
Kemba . . . .	-	-	-
Bonkie . . . .	-	-	-
Dita . . . .	-	-	-
Daramalo . . .	-	-	-
Kucha . . . .	-	-	-
Gofa Zuria . .	-	-	-
Zala . . . .	-	-	-
Uba Deber Tse	-	-	-
Melekoza . . .	-	-	-
Bench-Maji	-	-	-
Shewa Bench .	-	-	-
Bench . . . .	-	-	-
Bero . . . .	-	-	-
Maji . . . .	-	-	-
Menit Goldiya	-	-	-
Menit Shasha.	-	-	-
Sheko . . . .	-	-	-
Yem Special Wer	*	*	-
Yem . . . .	*	*	-
Amaro Special W	-	-	-
Amaro . . . .	-	-	-
Burji Special W	*	*	-
Burji . . . .	*	*	-
Konso Special W	-	-	-
Konso . . . .	-	-	-
Dirashe Special	-	-	-
Dirashe . . . .	-	-	-
Dawro . . . .	*	*	-
Mareka Wereda	*	*	-
Gena Bosa Wer	-	-	-
Gedo Walcha W	-	-	-
Isara Wereda.	-	-	-
Gorka Bersa W	-	-	-
Basketo Special	-	-	-
Basketo . . . .	-	-	-
Konta Special W	-	-	-
Ela . . . .	-	-	-

TABLE B - ESTIMATE OF HOLDERS, AREA, PRODUCTION AND YIELD OF

TEMPORARY CROPS FOR PRIVATE PEASANT HOLDINGS FOR BOTH SEASONS  
ALL HOLDINGS

## HEAD CABBAGE

Geographic Area	Number of Holders	Area	Production
		Hectares	Quintals
(S.N.N.P.R) . . .	11537	153.42	12704.58
Gurage Zone . .	5793	41.53	3715.33
Goru . . . . .	305	*	*
Ezha . . . . .	2144	7.11	*
Kokir Gedebanoo	207	*	*
Sodo . . . . .	316	0.79	*
Meskanena Marekoeko	*	*	*
Selti . . . . .	*	*	*
Gumer . . . . .	769	*	270.86
Cheha . . . . .	*	*	*
Enemorna Ener	*	*	*
Dalocha . . . .	513	*	*
Lanfuro . . . .	-	-	-
Akililna Mohr	*	*	*
Alichu Worio	*	*	*
Endegagn . . . .	*	*	*
Hadiya	1698	3.58	320.9
Misha . . . . .	*	*	*
Lemo . . . . .	997	2.15	255.68
Badawacho . . .	242	*	*
Soro . . . . .	*	*	*
Kembata Alaba Tembaro	1414	*	*
Omo Sheleko . .	*	*	*
Angacha . . . .	*	*	*
Kedida Gamela	-	-	-
Alaba . . . . .	530	*	*
Kacha Bira . . .	*	*	*
Sidama Zone . . .	953	*	*
Shebedino . . . .	*	*	*
Awasa . . . . .	*	*	*
Arbegona . . . .	*	*	*
Dale . . . . .	*	*	-
Aleta Wendo . .	*	*	*
Dara . . . . .	-	-	-
Hula . . . . .	*	*	*
Bensa . . . . .	*	*	*
Aroresa . . . . .	-	-	-
Gedio	*	*	-
Wenago . . . . .	*	*	-
Yirgachefe . . . .	-	-	-
Kochere . . . . .	-	-	-
Bule . . . . .	-	-	-
Wolayita	238	*	*
Sodo Zuria . . . .	*	*	*
Boloso Sore . . .	-	-	-
Damot Gale . . . .	-	-	-
Damot Wayde . . .	-	-	-
Kindo Koysha . .	-	-	-
Offa . . . . .	-	-	-
Humbo . . . . .	*	*	*
South Omo Zone .	*	*	*
Selamago . . . . .	-	-	-
Bako Gazer . . . .	*	*	*
Gelila . . . . .	-	-	-
Hamer . . . . .	-	-	-

CONTD

Kuraz	-	-	-
Bena Tsemay	*	*	-
Shaka	*	*	-
Masha	-	-	-
Anderacha	-	-	-
Yeki	*	*	*
Kaffa	637	*	*
Telo	*	*	*
Cheta	-	-	-
Decha	*	*	*
Menjiwo	*	*	*
Gimbo	*	*	*
Gewata	-	-	*
Chena	*	*	*
Bitu	*	*	*
Gesha Daka	-	-	-
Saylem	*	*	-
Gamo Gofa	253	*	126.19
Arba Minch Zuria	-	-	-
Boreda	*	*	*
Mirab Abaya	-	0.38	*
Chencha	*	*	*
Kemba	*	*	*
Bonkie	*	*	*
Dita	-	-	-
Daramalo	-	-	-
Kucha	-	-	-
Gofa Zuria	-	-	-
Zala	*	*	-
Uba Deber Tse	-	-	*
Melekoza	*	*	*
Bench-Maji	113	*	-
Shewa Bench	-	-	-
Bench	-	-	-
Bero	-	-	-
Maji	-	-	*
Menit Goldiya	*	*	-
Menit Shasha	*	*	*
Sheko	-	*	*
Yem Special Wer	217	*	*
Yem	217	*	*
Amaro Special W	*	-	-
Amaro	*	-	-
Burji Special W	-	-	-
Burji	-	-	-
Konso Special W	-	-	-
Konso	-	-	*
Dirashe Special	*	*	*
Dirashe	-	-	-
Dawro	-	-	-
Mareka Wereda	-	-	-
Gena Bosa Wer	-	-	-
Gedo Walcha W	-	-	-
Isara Wereda	-	-	-
Gorka Bersa W	-	-	-
Basketo Special	-	-	-
Basketo	-	-	-
Konta Special W	-	-	-
Ela	-	-	-

TABLE C - ESTIMATE OF HOLDERS, AREA, PRODUCTION AND YIELD OF

TEMPORARY CROPS FOR PRIVATE PEASANT HOLDINGS FOR BOTH SEASONS  
ALL HOLDINGS

ETHIOPIAN CABBAGE

Geographic Area	Number of Holders	Area	Production
		Hectares	Quintals
(S.N.N.P.R) . . .	1098350	15820.26	1440605
Gurage Zone . .	210590	2880.77	269906.8
Goru. . . . .	4709	15.96	1374.1
Ezha. . . . .	11358	134.11	13132.24
Kokir Gedebanoo	9460	94.64	9048.97
Sodo. . . . .	15388	94.75	9184.55
Meskanena Marekoeko	28500	231.14	21695.9
Selti. . . . .	16406	205.16	19436
Gumer. . . . .	31480	414.23	38420.94
Cheha. . . . .	12160	106.14	3047.52
Enemorna Ener	15021	73.32	8512.27
Dalocha . . . .	19832	282.83	23640.63
Lanfuro . . . .	11229	161.21	15345.23
Akililna Mohr	7758	*	*
Alicho Woriro	18627	386.68	37781.75
Endegagn. . . .	8662	96.78	12806.19
Hadiya	169478	2431.28	242732.6
Misha. . . . .	48284	728.22	101255.1
Lemo. . . . .	48618	630.79	55845.84
Badawacho . . .	24484	419.73	34656.41
Soro. . . . .	48093	652.53	50975.3
Kembata Alaba Tembaro	92059	1287.52	128867.3
Omo Sheleko . .	10615	119.85	14254.24
Angacha . . . .	24821	315.87	29766
Kedida Gamela	18902	200.05	19846.45
Alaba . . . . .	27661	580.84	56734.37
Kacha Bira. . .	10060	70.92	8266.24
Sidama Zone . .	275058	4181.08	395757.2
Shebedino . . .	61732	653.65	75307.9
Awasa . . . . .	27915	427.09	43487.65
Arbegona. . . .	16956	131.44	13103.88
Dale. . . . .	40736	543.32	47280.01
Aleta Wendo . .	39856	616.91	100230.1
Dara. . . . .	19279	321.49	47906.67
Hula. . . . .	33242	*	29543.75
Bensa . . . . .	24578	404.91	18218.29
Aroresa . . . .	10764	133.13	20678.98
Gedio	81788	1208.97	169217.8
Wenago. . . . .	20295	189.85	29530.9
Yirgachefe. . .	20324	337.09	50465.48
Kochere . . . .	27316	439.55	59890.01
Bule. . . . .	13853	242.48	29331.45
Wolayita	48731	363.83	29974.64
Sodo Zuria. . .	7319	*	*
Boloso Sore . .	5164	35.49	*
Damot Gale. . .	16228	91.83	8558.87
Damot Wayde . .	8675	71.53	4264.48
Kindo Koysa. . .	4919	32.5	2772.02
Offa. . . . .	5083	27.21	2807.8
Humbo . . . . .	1344	10.53	769.28
South Omo Zone.	11238	147.87	10909.79
Selamago. . . .	268	1.58	*
Bako Gazer. . .	7396	98.96	7021.54
Gelila. . . . .	2921	39	3303.11
Hamer. . . . .	*	*	-

CONTD

Kuraz	-	-	-
Bena Tsemay	638	8.25	541.39
Shaka	6221	93.95	8342.99
Masha	1613	16.63	1742.85
Anderacha	1949	34.66	4244.16
Yeki	2659	42.65	*
Kaffa	60301	1039.35	39766.37
Telo	6180	66.89	3736.74
Cheta	1374	44.22	1057.65
Decha	11857	209.43	8124.33
Menjiwo	7614	110.96	3238.22
Gimbo	5720	153.29	*
Gewata	4024	54.61	1568.26
Chena	8702	200.17	5974.33
Biti	2569	26.19	1339.35
Gesha Daka	7082	102.17	3886.26
Saylem	5181	71.43	2944.71
Gamo Gofa	48198	722.13	65022.4
Arba Minch Zuria	5470	63.79	7153.04
Boreda	1629	12.1	1209.54
Mirab Abaya	1074	19.95	1982.05
Chencha	3740	14.49	1355.73
Kemba	5268	96.55	2985.22
Bonkie	11360	186.69	16939.82
Dita	3345	25.21	1950.97
Daramalo	1274	*	*
Kucha	536	7.16	*
Gofa Zuria	7177	120.49	6536.78
Zala	1337	39.15	3473.14
Uba Deber Tse	818	12.99	1385.15
Melekoza	5171	98.58	17423.11
Bench-Maji	44090	817.75	34368.22
Shewa Bench	11289	198.08	6822
Bench	20317	381.04	11408.55
Bero	588	5.68	367.56
Maji	1631	15.78	1337.43
Menit Goldiya	5598	95.83	8138.68
Menit Shasha	2664	95.86	5516.92
Sheko	2004	25.47	777.07
Yem Special Wer	10224	94.86	11164.24
Yem	10224	94.86	11164.24
Amaro Special W	7415	109.51	11897.95
Amaro	7415	109.51	11897.95
Burji Special W	1415	19.7	1050.05
Burji	1415	19.7	1050.05
Konso Special W	1487	98.49	-
Konso	1487	98.49	-
Dirashe Special	4499	110.86	5859.3
Dirashe	4499	110.86	5859.3
Dawro	22930	182.88	14809.61
Mareka Wereda	7587	66.55	5926.7
Gena Bosa Wer	2245	22.57	1126.26
Gedo Walcha W	4467	36.24	2335.38
Isara Wereda	5253	29.06	2851.97
Gorka Bersa W	3377	28.45	2569.3
Basketo Special	1085	16.53	670.34
Basketo	1085	16.53	670.34
Konta Special W	1543	12.96	287.11
Ela	1543	12.96	287.11

TABLE D- ESTIMATE OF HOLDERS, AREA, PRODUCTION AND YIELD OF

TEMPORARY CROPS FOR PRIVATE PEASANT HOLDINGS FOR BOTH SEASONS  
ALL HOLDINGS

## TOMATOES

Geographic Area	Number of Holders	Area	Production
		Hectares	Quintals
(S.N.N.P.R) . . .	8205	99.73	11581.23
Gurage Zone . .	1930	9.99	890.86
Goru . . . . .	-	-	-
Ezha . . . . .	-	-	-
Kokir Gedebanoo	-	-	-
Sodo . . . . .	186	*	*
Meskanena Marekoeko	*	*	*
Selti . . . . .	*	*	*
Gumer . . . . .	-	-	-
Cheha . . . . .	*	*	*
Enemorna Ener	*	*	*
Dalocha . . . .	524	*	*
Lanfuro . . . .	292	*	*
Akililna Mohr	-	-	-
Alicho Woriro	-	-	-
Endegagn . . .	*	*	*
Hadiya	2816	20.11	2787.09
Misha . . . . .	445	1.1	165.23
Lemo . . . . .	*	*	*
Badawacho . .	*	*	*
Soro . . . . .	626	*	*
Kembata Alaba Tembaro	1323	11.82	1707.27
Omo Sheleko .	*	*	-
Angacha . . . .	1132	10.86	1568.37
Kedida Gamela	*	*	*
Alaba . . . . .	*	*	*
Kacha Bira . .	*	*	*
Sidama Zone . .	*	*	*
Shebedino . . .	-	-	-
Awasa . . . . .	-	-	-
Arbegona . . . .	*	*	*
Dale . . . . .	-	-	-
Aleta Wendo .	*	*	*
Dara . . . . .	-	-	-
Hula . . . . .	-	-	-
Bensa . . . . .	-	-	-
Aroresa . . . .	-	-	-
Gedio	*	*	*
Wenago . . . . .	-	-	-
Yirgachefe . .	*	*	*
Kochere . . . .	-	-	-
Bule . . . . .	-	-	-
Wolayita	*	*	*
Sodo Zuria . .	*	*	*
Boloso Sore . .	-	-	-
Damot Gale . .	-	-	-
Damot Wayde .	-	-	-
Kindo Koysha .	-	-	-
Offa . . . . .	-	-	-
Humbo . . . . .	*	*	*
South Omo Zone.	*	*	*
Selamago . . .	-	-	-
Bako Gazer . .	*	*	*
Gelila . . . . .	-	-	-
Hamer . . . . .	-	-	-

CONTD

Kuraz	-	-	-
Bena Tsemay .	*	*	-
Shaka	76	*	*
Masha . . . .	13	*	*
Anderacha . .	*	*	*
Yeki . . . . .	*	*	*
Kaffa	*	*	1.87
Telo . . . . .	*	*	*
Cheta . . . . .	-	-	-
Decha . . . . .	-	-	-
Menjiwo . . .	-	-	-
Gimbo . . . . .	4	-	1.81
Gewata . . . .	-	-	-
Chena . . . . .	-	-	-
Bitu . . . . .	-	-	-
Gesha Daka . .	*	*	-
Saylem . . . .	-	-	-
Gamo Gofa	786	41.07	5419.07
Arba Minch Zuria	568	36.26	4709.01
Boreda . . . .	-	-	-
Mirab Abaya .	*	*	*
Chencha . . . .	-	-	-
Kemba . . . . .	*	*	*
Bonkie . . . . .	-	-	-
Dita . . . . .	-	-	-
Daramalo . . .	-	-	-
Kucha . . . . .	-	-	-
Gofa Zuria . .	*	*	*
Zala . . . . .	*	*	*
Uba Deber Tse	*	*	*
Melekoza . . .	*	*	*
Bench-Maji	*	*	*
Shewa Bench .	*	*	*
Bench . . . . .	*	*	*
Bero . . . . .	18	0.13	19.47
Maji . . . . .	*	0.01	*
Menit Goldiya	-	-	-
Menit Shasha.	-	-	-
Sheko . . . . .	*	*	*
Yem Special Wer	*	*	*
Yem . . . . .	*	*	*
Amaro Special W	-	-	-
Amaro . . . . .	-	-	-
Burji Special W	62	*	*
Burji . . . . .	62	*	*
Konso Special W	*	*	*
Konso . . . . .	*	*	*
Dirashe Special	*	*	*
Dirashe . . . .	*	*	*
Dawro . . . . .	*	*	*
Mareka Wereda	-	-	-
Gena Bosa Wer	-	-	-
Gedo Walcha W	*	*	*
Isara Wereda.	-	-	-
Gorka Bersa W	*	*	*
Basketo Special	-	-	-
Basketo . . . .	-	-	-
Konta Special W	*	*	*
Ela . . . . .	*	*	*

TABLE E - ESTIMATE OF HOLDERS, AREA, PRODUCTION AND YIELD OF

TEMPORARY CROPS FOR PRIVATE PEASANT HOLDINGS FOR BOTH SEASONS  
ALL HOLDINGS

## GREEN PEPPERS

Geographic Area	Number of Holders	Area	Production
		Hectares	Quintals
(S.N.N.P.R) . . .	71375	778.35	92388.54
Gurage Zone . .	8405	*	1582.3
Goru . . . . .	665	1.54	154.01
Ezha . . . . .	715	1.62	*
Kokir Gedebanoo	605	0.55	47.23
Sodo . . . . .	532	2.27	143.23
Meskanena Marekoeko	*	*	*
Selti . . . . .	363	*	*
Gumer . . . . .	*	*	*
Cheha . . . . .	819	*	*
Enemorna Ener	2085	4.58	388.04
Dalocha . . . .	318	*	*
Lanfuro . . . .	*	*	*
Akililna Mohr	157	0.17	16.59
Alicho Woriro	-	-	-
Endegagn. . . .	1017	1.21	9.68
Hadiya . . . . .	5768	15.24	1089.22
Misha . . . . .	1077	1.31	128.67
Lemo . . . . .	2400	8.14	*
Badawacho . . .	510	*	*
Soro . . . . .	1781	*	*
Kembata Alaba Tembaro	1915	11.09	794.21
Omo Sheleko . .	495	0.92	92.34
Angacha . . . .	*	*	*
Kedida Gamela	*	*	*
Alaba . . . . .	*	*	*
Kacha Bira. . . .	629	*	*
Sidama Zone . .	19986	242.73	38073.33
Shebedino . . .	7117	81.65	8120.45
Awasa . . . . .	2565	*	*
Arbegona . . . .	808	1.29	84.53
Dale . . . . .	1734	15.04	*
Aleta Wendo . .	3288	19.9	1721.77
Dara . . . . .	585	*	*
Huila . . . . .	2688	*	*
Bensa . . . . .	361	*	*
Aroresa . . . . .	841	17.57	1756.74
Gedio . . . . .	3793	21.72	*
Wenago . . . . .	*	*	*
Yirgachefe. . . .	801	2.85	*
Kochere . . . . .	1876	12.65	1040.83
Bule . . . . .	547	5.38	523.38
Wolayita . . . .	10132	173.93	21048.17
Sodo Zuria. . . .	1210	6.94	*
Boloso Sore . . .	*	*	*
Damot Gale. . . .	5406	131.08	12883.62
Damot Wayde . .	1962	15.99	*
Kindo Koysha. . .	*	*	*
Offa . . . . .	242	*	*
Humbo . . . . .	927	*	*
South Omo Zone.	440	*	*
Selamago. . . . .	*	*	-
Bako Gazer. . . .	*	*	*
Gelila . . . . .	212	0.4	39.85
Hamer . . . . .	*	*	*

CONTD

Kuraz	-	-	-
Bena Tsemay .	*	*	*
Shaka	2096	30.64	3317.53
Masha . . . .	96	*	*
Anderacha . .	320	1.28	757.06
Yeki . . . . .	1679	27.8	2405.34
Kaffa	5914	34.02	5975.47
Telo . . . . .	298	*	*
Cheta . . . . .	43	*	*
Decha . . . . .	1057	2.88	260.26
Menjiwo . . . .	383	2.09	176.52
Gimbo . . . . .	1368	8.03	877.27
Gewata . . . . .	620	6.12	611.87
Chena . . . . .	1742	6.97	*
Bitu . . . . .	233	2.35	235.44
Gesha Daka . .	122	1.1	109.98
Saylem . . . . .	48	*	*
Gamo Gofa	2962	47.06	3619.82
Arba Minch Zuria	571	18.85	1065.39
Boreda . . . . .	326	*	*
Mirab Abaya . .	63	*	*
Chencha . . . .	202	0.41	40.66
Kemba . . . . .	*	*	*
Bonkie . . . . .	-	-	-
Dita . . . . .	135	0.33	*
Daramalo . . . .	*	*	*
Kucha . . . . .	*	*	*
Gofa Zuria . . .	539	*	*
Zala . . . . .	*	*	*
Uba Deber Tse	*	*	*
Melekoza . . . .	602	2.73	197.26
Bench-Maji	6011	67.12	6061.99
Shewa Bench . .	1030	4.1	371.94
Bench . . . . .	2480	42.12	3822.41
Bero . . . . .	50	0.28	22.29
Maji . . . . .	329	2.07	193.02
Menit Goldiya	1273	12.15	1094.38
Menit Shasha.	292	1.58	86.37
Sheko . . . . .	559	4.82	471.58
Yem Special Wer	730	1.92	183.16
Yem . . . . .	730	1.92	183.16
Amaro Special W	*	*	-
Amaro . . . . .	*	*	-
Burji Special W	57	*	-
Burji . . . . .	57	*	-
Konso Special W	-	-	-
Konso . . . . .	-	-	-
Dirashe Special	198	*	*
Dirashe . . . . .	198	*	*
Dawro . . . . .	2162	8.43	847.02
Mareka Wereda	601	1.35	121.89
Gena Bosa Wer	487	1.48	105.76
Gedo Walcha W	667	1.89	174.14
Isara Wereda.	87	0.12	*
Gorka Bersa W	320	3.59	358.09
Basketo Special	*	*	*
Basketo . . . . .	*	*	*
Konta Special W	698	4.92	491.51
Ela . . . . .	698	4.92	491.51

TABLE F- ESTIMATE OF HOLDERS, AREA, PRODUCTION AND YIELD OF

TEMPORARY CROPS FOR PRIVATE PEASANT HOLDINGS FOR BOTH SEASONS  
ALL HOLDINGS

## RED PEPPERS

Geographic Area	Number of Holders	Area	Production
		Hectares	Quintals
(S.N.N.P.R) . . .	141388	16366.37	264080.4
Gurage Zone . .	59914	7884.3	147810.9
Goru. . . . .	5823	1418.31	26857.91
Ezha. . . . .	-	-	-
Kokir Gedebanoo	271	*	*
Sodo. . . . .	1497	*	*
Meskanena Marekoeko	23201	3143.94	63324.15
Selti . . . . .	5879	486.37	9062.04
Gumer . . . . .	-	-	-
Cheha . . . . .	*	*	*
Enemorna Ener	-	-	-
Dalocha . . . .	10560	955.15	15741.61
Lanfuro . . . .	12476	1806.23	30928.91
Akililna Mohr	*	*	*
Alicho Woriro	-	-	-
Endegagn. . . .	*	*	*
Hadiya . . . . .	15800	1130.13	13256.75
Misha . . . . .	*	*	*
Lemo. . . . .	12095	1016.18	11448.75
Badawacho . . .	2021	*	*
Soro. . . . .	*	*	*
Kembata Alaba Tembaro	32981	5601.14	88712.02
Omo Sheleko . .	661	2.67	21.19
Angacha . . . .	*	*	*
Kedida Gamela	*	*	*
Alaba . . . . .	30468	5506.74	86294.43
Kacha Bira. . . .	282	*	*
Sidama Zone . .	17180	*	6250.87
Shebedino . . .	7416	95.05	*
Awasa . . . . .	*	*	*
Arbegona. . . .	-	-	-
Dale. . . . .	*	*	*
Aleta Wendo . .	*	*	*
Dara. . . . .	*	*	*
Hula. . . . .	2105	*	*
Bensa . . . . .	-	-	-
Aroresa . . . .	*	*	*
Gedio . . . . .	346	*	*
Wenago. . . . .	-	-	-
Yirgachefe. . .	*	*	*
Kochere . . . .	233	*	*
Bule. . . . .	-	-	-
Wolayita . . . .	5523	211.7	3326.83
Sodo Zuria. . . .	*	*	*
Boloso Sore . . .	*	*	*
Damot Gale. . . .	1687	67.91	*
Damot Wayde . .	*	*	*
Kindo Koysha. .	*	*	*
Offa. . . . .	*	*	*
Humbo . . . . .	2469	133.77	*
South Omo Zone.	203	0.65	5.52
Selamago. . . .	*	*	*
Bako Gazer. . . .	*	*	*
Gelila. . . . .	*	*	*
Hamer . . . . .	-	-	-

CONTD

Kuraz	-	-	-
Bena Tsemay	*	*	*
Shaka	1446	*	1088.1
Masha . . . .	47	0.71	18.38
Anderacha . .	40	*	*
Yeki. . . . .	1358	*	1069.56
Kaffa	3878	466.39	2853.36
Telo. . . . .	*	*	*
Cheta . . . . .	*	*	*
Decha . . . . .	*	*	*
Menjiwo . . .	*	*	*
Gimbo . . . . .	2371	412.71	2341.92
Gewata. . . . .	645	31.49	209.34
Chena . . . . .	208	*	*
Bitu. . . . .	239	*	*
Gesha Daka. .	*	*	*
Saylem. . . . .	*	*	*
Gamo Gofa	935	6.73	76.67
Arba Minch Zuria	*	*	*
Boreda. . . . .	*	*	*
Mirab Abaya .	*	*	*
Chencha . . . .	-	-	-
Kemba . . . . .	*	*	*
Bonkie. . . . .	*	*	*
Dita. . . . .	-	-	-
Daramalo. . . .	*	*	*
Kucha . . . . .	-	-	-
Gofa Zuria. .	*	*	*
Zala . . . . .	*	*	*
Uba Deber Tse	*	*	*
Melekoza. . . .	210	*	*
Bench-Maji	846	*	*
Shewa Bench .	*	*	*
Bench . . . . .	*	*	*
Bero. . . . .	-	-	-
Maji. . . . .	-	-	-
Menit Goldiya	69	*	*
Menit Shasha.	54	0.48	2.39
Sheko . . . . .	136	1.76	27.51
Yem Special Wer	178	*	*
Yem . . . . .	178	*	*
Amaro Special W	*	*	*
Amaro . . . . .	*	*	*
Burji Special W	73	*	*
Burji . . . . .	73	*	*
Konso Special W	*	*	*
Konso . . . . .	*	*	*
Dirashe Special	*	*	*
Dirashe . . . . .	*	*	*
Dawro . . . . .	1662	44.9	296.4
Mareka Wereda	*	*	*
Gena Bosa Wer	450	*	23.43
Gedo Walcha W	342	*	*
Isara Wereda.	120	*	*
Gorka Bersa W	608	*	*
Basketo Special	-	-	-
Basketo . . . .	-	-	-
Konta Special W	196	1.02	5.08
Ela . . . . .	196	1.02	5.08

TABLE G- ESTIMATE OF HOLDERS, AREA, PRODUCTION AND YIELD OF

TEMPORARY CROPS FOR PRIVATE PEASANT HOLDINGS FOR BOTH SEASONS  
ALL HOLDINGS

## SWISS CHARD

Geographic Area	Number of Holders	Area	Production
		Hectares	Quintals
(S.N.N.P.R) . . .	6237	46.45	2360.99
Gurage Zone . .	2806	3.92	401.56
Goru . . . . .	*	*	*
Ezha . . . . .	462	0.38	45.67
Kokir Gedebanoo	712	0.63	59.42
Sodo . . . . .	*	*	*
Meskanena Marekoeko	-	-	-
Selti . . . . .	-	-	-
Gumer . . . . .	*	*	*
Cheha . . . . .	152	*	*
Enemorna Ener	282	*	3
Dalocha . . . .	402	0.41	31.08
Lanfuro . . . .	*	*	*
Akililna Mohr	*	*	*
Alichu Woriro	-	-	-
Endegagn . . .	*	*	*
Hadiya . . . . .	1649	2.38	301.77
Misha . . . . .	*	*	*
Lemo . . . . .	1338	2.15	277.57
Badawacho . .	-	-	-
Soro . . . . .	*	*	*
Kembata Alaba Tembaro	451	0.58	69.63
Omo Sheleko .	-	-	-
Angacha . . . .	310	0.47	56.05
Kedida Gamela	*	*	*
Alaba . . . . .	*	*	*
Kacha Bira . .	-	-	-
Sidama Zone . .	*	*	*
Shebedino . . .	-	-	-
Awasa . . . . .	*	*	*
Arbegona . . .	-	-	-
Dale . . . . .	-	-	-
Aleta Wendo .	-	-	-
Dara . . . . .	*	*	*
Hula . . . . .	-	-	-
Bensa . . . . .	-	-	-
Aroresa . . . .	-	-	-
Gedio . . . . .	-	-	-
Wenago . . . . .	-	-	-
Yirgachefe . .	-	-	-
Kochere . . . .	-	-	-
Bule . . . . .	-	-	-
Wolayita . . . .	*	*	*
Sodo Zuria . . .	-	-	-
Boloso Sore . .	*	*	*
Damot Gale . . .	-	-	-
Damot Wayde . .	-	-	-
Kindo Koysha .	*	*	*
Offa . . . . .	*	*	*
Humbo . . . . .	*	*	*
South Omo Zone.	*	*	*
Selamago . . . .	-	-	-
Bako Gazer . . .	*	*	*
Gelila . . . . .	*	*	*
Hamer . . . . .	-	-	-

CONTD

Kuraz		-	-	-
Bena Tsemay		-	-	-
Shaka		*	*	*
Masha . . . .		*	*	*
Anderacha . . . .		*	*	*
Yeki . . . .		*	*	*
Kaffa		*	*	*
Telo . . . .		*	*	*
Cheta . . . .		*	*	*
Decha . . . .		-	-	-
Menjiwo . . . .		-	-	-
Gimbo . . . .		-	-	-
Gewata . . . .		-	-	-
Chena . . . .		-	-	-
Biti . . . .		-	-	-
Gesha Daka . . . .		-	-	-
Saylem . . . .		-	-	-
Gamo Gofa		480	*	*
Arba Minch Zuria		-	-	-
Boreda . . . .		*	*	*
Mirab Abaya . . . .		*	*	*
Chencha . . . .		*	*	*
Kemba . . . .		-	-	-
Bonkie . . . .		-	-	-
Dita . . . .		-	-	-
Daramalo . . . .		-	-	-
Kucha . . . .		*	*	*
Gofa Zuria . . . .		-	-	-
Zala . . . .		-	-	-
Uba Deber Tse		-	-	-
Melekoza . . . .		*	*	*
Bench-Maji		*	*	*
Shewa Bench . . . .		-	-	-
Bench . . . .		*	*	*
Bero . . . .		-	-	-
Maji . . . .		17	0.12	*
Menit Goldiya		-	-	-
Menit Shasha . . . .		*	*	*
Sheko . . . .		*	*	*
Yem Special Wer		*	*	*
Yem . . . .		*	*	*
Amaro Special W		*	-	-
Amaro . . . .		*	-	-
Burji Special W		*	*	*
Burji . . . .		*	*	*
Konso Special W		-	-	-
Konso . . . .		-	-	-
Dirashe Special		-	-	-
Dirashe . . . .		-	-	-
Dawro . . . .		224	*	*
Mareka Wereda		-	-	-
Gena Bosa Wer		*	*	*
Gedo Walcha W		*	*	*
Isara Wereda . . . .		*	*	*
Gorka Bersa W		*	*	*
Basketo Special		-	-	-
Basketo . . . .		-	-	-
Konta Special W		-	-	-
Ela . . . .		-	-	-

TABLE 5.8.3- ESTIMATE OF HOLDERS, AREA, PRODUCTION AND YIELD OF

TEMPORARY CROPS FOR PRIVATE PEASANT HOLDINGS FOR BOTH SEASONS  
ALL HOLDINGS

## ROOT CROPS

Geographic Area	Number of Holders	Area	Production
		Hectares	Quintals
(S.N.N.P.R.) . . .	1292311	95425.94	8219445
Gurage Zone . . .	174205	8664.93	607538.5
Goru. . . . .	3217	20.46	1679.8
Ezha. . . . .	14261	887.49	93777.84
Kokir Gedebanoo	13517	857.87	*
Sodo. . . . .	4951	78.86	*
Meskanena Marekoeko	2827	*	*
Selti . . . . .	6189	132.77	4892.25
Gumer . . . . .	36391	2914.41	98891.01
Cheha . . . . .	17871	368.31	37114.63
Enemorna Ener	31377	608.08	49150.9
Dalocha . . . .	3531	26.94	581.35
Lanfuro . . . . .	593	1.92	152.59
Akililna Mohr	11186	1365.07	*
Alichu Woriro	19766	1141.91	102723.4
Endegagn. . . .	8530	152.77	18643.72
Hadiya	158397	12210.74	1262976
Misha . . . . .	40214	1641.71	217345.3
Lemo. . . . .	37584	1841.66	164026.5
Badawacho . . .	32638	4463.28	315388.8
Soro. . . . .	47959	4264.09	566215.7
Kembata Alaba Tembaro	104098	10651.21	1016565
Omo Sheleko . .	24780	3041.07	274885.8
Angacha . . . .	25673	2995.35	312857.6
Kedida Gamela	22537	1927.27	246568.4
Alaba . . . . .	9139	347.93	41143.11
Kacha Bira. . . .	21969	2339.58	141110
Sidama Zone . .	161735	7679.27	597935.3
Shebedino . . .	32604	802.92	79275.39
Awasa . . . . .	11478	*	*
Arbegona. . . .	9136	89.92	12124.73
Dale. . . . .	38572	1497.16	141353
Aleta Wendo . .	30004	911.67	81627.08
Dara. . . . .	11101	363.52	41038.19
Hula. . . . .	18043	*	71912.75
Bensa . . . . .	8907	73.44	8164.17
Aroresa . . . . .	1890	37.61	3413.78
Gedio	35968	597.19	57925.84
Wenago. . . . .	13319	233.12	19833.06
Yirgachefe. . .	4833	63.52	5222.06
Kochere . . . .	10091	162.37	15113.02
Bule. . . . .	7723	138.17	17757.7
Wolavita	238998	29142.54	2390558
Sodo Zuria. . .	36291	5310.7	412319.2
Boloso Sore . .	58028	6351.58	464106.1
Damot Gale. . .	42365	5515.76	497805
Damot Wayde . .	27922	3569.47	272793.8
Kindo Koysa. .	34436	3790.91	352322.4
Offa. . . . .	27175	3259.04	298132.2
Humbo . . . . .	12781	1345.07	93079.09
South Omo Zone.	22979	938.63	79411.03
Selamago. . . .	1323	53.94	10998.75
Bako Gazer. . .	18169	786.35	61595.27
Gelila. . . . .	2699	65.62	4780.52
Hamer . . . . .	*	*	*

CONTD

Kuraz	-	-	-
Bena Tsemay .	770	31.78	1969.11
Shaka	13194	530.9	35290.86
Masha . . . . .	1298	16.54	1023.23
Anderacha . . . . .	1751	25.49	1871.21
Yeki . . . . .	10144	488.88	32396.41
Kaffa	52759	1564.29	121553.5
Telo . . . . .	2118	34.12	2489.75
Cheta . . . . .	2666	108.6	8175.44
Decha . . . . .	7332	118.43	8377.52
Menjiwo . . . . .	8837	551.76	47491.69
Gimbo . . . . .	5282	87.11	6947.3
Gewata . . . . .	4667	75.56	5571.83
Chena . . . . .	13150	390.59	26838.47
Bitu . . . . .	4512	167.71	13546.84
Gesha Daka . . . . .	2712	17.58	1505.89
Saylem . . . . .	1483	12.82	608.74
Gamo Gofa	168936	13170.69	1143922
Arba Minch Zuria	15937	1242.58	126781.8
Boreda . . . . .	9258	1231.81	93088.06
Mirab Abaya . . . . .	5706	486.11	85048.34
Chencha . . . . .	15167	704.63	36561.33
Kemba . . . . .	13471	1285.39	91999.74
Bonkie . . . . .	18997	1443.27	88993
Dita . . . . .	11787	927.95	62311.43
Daramalo . . . . .	8546	665.52	64409.91
Kucha . . . . .	22828	2265.11	207069.1
Gofa Zuria . . . . .	24844	1389.68	122036.7
Zala . . . . .	4279	222.89	20758.53
Uba Deber Tse	1577	66.43	6959.58
Melekoza . . . . .	16540	1239.33	137904.9
Bench-Maji	63714	4092.43	291079.1
Shewa Bench . . . . .	9779	275.29	22120.45
Bench . . . . .	39347	3234.07	224066
Bero . . . . .	604	8.42	665.83
Maji . . . . .	1157	13.89	1221.61
Menit Goldiya	4412	67.2	4826.93
Menit Shasha . . . . .	1325	17.52	1111.71
Sheko . . . . .	7091	476.02	37066.53
Yem Special Wer	10242	349.53	30497.19
Yem . . . . .	10242	349.53	30497.19
Amaro Special W	6474	92.25	8744.85
Amaro . . . . .	6474	92.25	8744.85
Burji Special W	1465	28.84	3043.14
Burji . . . . .	1465	28.84	3043.14
Konso Special W	3134	113.12	*
Konso . . . . .	3134	113.12	*
Dirashe Special	4267	182.61	18491.17
Dirashe . . . . .	4267	182.61	18491.17
Dawro . . . . .	52448	3778.85	314460.9
Mareka Wereda	10295	537.64	39907.34
Gena Bosa Wer	10968	1092.27	90374.26
Gedo Walcha W	15239	1238.45	112760.1
Isara Wereda . . . . .	7287	285.1	22804.36
Gorka Bersa W	8660	625.39	48614.8
Basketo Special	7024	453.3	136138.4
Basketo . . . . .	7024	453.3	136138.4
Konta Special W	12274	1184.63	94786.76
Ela . . . . .	12274	1184.63	94786.76

TABLE -A ESTIMATE OF HOLDERS, AREA, PRODUCTION AND YIELD OF

TEMPORARY CROPS FOR PRIVATE PEASANT HOLDINGS FOR BOTH SEASONS  
ALL HOLDINGS

## BEET ROOT

Geographic Area	Number of Holders	Area	Production
		Hectares	Quintals
(S.N.N.P.R) . . .	17042	81.47	7859.2
Gurage Zone . .	5577	9.91	826.25
Goru . . . . .	246	*	*
Ezha . . . . .	509	*	*
Kokir Gedebanoo	289	*	*
Sodo . . . . .	447	0.75	92.68
Meskanena Marekoeko	430	*	*
Selti . . . . .	*	*	*
Gumer . . . . .	539	0.5	71.28
Cheha . . . . .	758	0.47	*
Enemorna Ener	497	0.23	29.53
Dalocha . . . .	524	0.62	79.9
Lanfuro . . . .	*	*	*
Akililna Mohr	201	*	*
Alichu Woriro	251	0.3	*
Endegagn . . . .	212	0.12	15.4
Hadiya	5813	16.57	2082.48
Misha . . . . .	2343	*	*
Lemo . . . . .	1952	2.86	370.45
Badawacho . . .	236	*	*
Soro . . . . .	1282	3.4	437.13
Kembata Alaba Tembaro	1977	25.35	2787.16
Omo Sheleko . .	156	*	*
Angacha . . . .	862	*	*
Kedida Gamela	*	*	*
Alaba . . . . .	371	1.5	*
Kacha Bira . . .	430	*	*
Sidama Zone . .	1002	2.57	311.16
Shebedino . . .	-	-	-
Awasa . . . . .	*	*	*
Arbegona . . . .	*	*	*
Dale . . . . .	*	*	*
Aleta Wendo . .	*	*	*
Dara . . . . .	*	*	*
Hula . . . . .	*	*	*
Bensa . . . . .	*	*	*
Aroresa . . . .	-	-	-
Gedio	*	*	*
Wenago . . . . .	-	-	-
Yirgachefe . . .	*	*	*
Kochere . . . . .	-	-	-
Bule . . . . .	-	-	-
Wolayita	927	18.05	*
Sodo Zuria . . .	*	*	*
Boloso Sore . .	-	-	-
Damot Gale . . .	301	*	*
Damot Wayde . .	*	*	*
Kindo Koysha . .	*	*	*
Offa . . . . .	*	*	*
Humbo . . . . .	-	-	-
South Omo Zone .	-	-	-
Selamago . . . .	-	-	-
Bako Gazer . . .	-	-	-
Gelila . . . . .	-	-	-
Hamer . . . . .	-	-	-

CONTD

Kuraz	-	-	-
Bena Tsemay	-	-	-
Shaka	*	*	*
Masha . . . .	-	-	-
Anderacha . .	*	*	*
Yeki . . . . .	*	*	*
Kaffa . . . . .	432	2.58	133.46
Telo . . . . .	*	*	*
Cheta . . . . .	*	*	*
Decha . . . . .	-	-	-
Menjiwo . . . .	-	-	-
Gimbo . . . . .	76	0.42	*
Gewata . . . . .	*	*	*
Chena . . . . .	*	*	*
Bitu . . . . .	72	*	*
Gesha Daka . .	*	*	*
Saylem . . . . .	44	*	*
Gamo Gofa	396	*	*
Arba Minch Zuria	*	*	*
Boreda . . . . .	73	0.1	11.97
Mirab Abaya . .	*	*	*
Chencha . . . .	90	0.15	*
Kemba . . . . .	*	*	*
Bonkie . . . . .	-	-	-
Dita . . . . .	*	*	*
Daramalo . . . .	*	*	*
Kucha . . . . .	-	-	-
Gofa Zuria . . .	*	*	*
Zala . . . . .	-	-	-
Uba Deber Tse	-	-	-
Melekoza . . . .	*	*	*
Bench-Maji	*	*	*
Shewa Bench . .	-	-	-
Bench . . . . .	*	*	*
Bero . . . . .	-	-	-
Maji . . . . .	*	*	*
Menit Goldiya	*	*	*
Menit Shasha .	-	-	-
Sheko . . . . .	*	*	*
Yem Special Wer	335	0.51	64.09
Yem . . . . .	335	0.51	64.09
Amaro Special W	-	-	-
Amaro . . . . .	*	*	*
Burji Special W	*	*	*
Burji . . . . .	*	*	*
Konso Special W	-	-	-
Konso . . . . .	-	-	-
Dirashe Special	*	*	*
Dirashe . . . . .	*	*	*
Dawro . . . . .	*	*	*
Mareka Wereda	-	-	-
Gena Bosa Wer	*	*	*
Gedo Walcha W	-	-	-
Isara Wereda . .	-	-	-
Gorka Bersa W	*	*	*
Basketo Special	-	-	-
Basketo . . . . .	-	-	-
Konta Special W	-	-	-
Ela . . . . .	-	-	-

TABLE -B ESTIMATE OF HOLDERS, AREA, PRODUCTION AND YIELD OF

TEMPORARY CROPS FOR PRIVATE PEASANT HOLDINGS FOR BOTH SEASONS  
ALL HOLDINGS

## CARROT

Geographic Area	Number of Holders	Area	Production
		Hectares	Quintals
(S.N.N.P.R) . . .	8741	54.44	4397.16
Gurage Zone . .	3716	4.14	463.73
Goru. . . . .	*	0.05	*
Ezha. . . . .	333	0.25	26.21
Kokir Gedebanoo	209	0.08	10.12
Sodo. . . . .	271	0.78	81.42
Meskanena Marekoeko	*	*	*
Selti . . . . .	*	*	*
Gumer . . . . .	485	*	*
Cheha . . . . .	499	*	*
Enemorna Ener	773	0.9	109.64
Dalocha . . . .	*	*	*
Lanfuro . . . .	*	*	*
Akililna Mohr	*	*	*
Alichu Woriro	228	*	*
Endegagn. . . .	*	*	*
Hadiya	1716	3.32	319.22
Misha . . . . .	536	1.08	*
Lemo. . . . .	906	0.56	*
Badawacho . . .	184	*	*
Soro. . . . .	*	*	*
Kembata Alaba Tembaro	*	*	*
Omo Sheleko . .	*	*	*
Angacha . . . .	*	*	*
Kedida Gamela	*	*	*
Alaba . . . . .	-	-	-
Kacha Bira. . .	*	*	*
Sidama Zone . .	1174	4.66	563.68
Shebedino . . .	*	*	*
Awasa . . . . .	-	-	-
Arbegona. . . .	*	*	*
Dale. . . . .	*	*	*
Aleta Wendo . .	*	*	*
Dara. . . . .	*	*	*
Hula. . . . .	*	*	*
Bensa . . . . .	*	*	*
Aroresa . . . .	-	-	-
Gedio	*	*	*
Wenago. . . . .	*	*	*
Yirgachefe. . .	-	-	-
Kochere . . . .	-	-	-
Bule. . . . .	-	-	-
Wolayita	519	*	*
Sodo Zuria. . .	*	*	*
Boloso Sore . .	-	-	-
Damot Gale. . .	*	*	*
Damot Wayde . .	-	-	-
Kindo Koysha.	-	-	-
Offa. . . . .	-	-	-
Humbo . . . . .	*	*	*
South Omo Zone.	*	*	-
Selamago. . . .	*	*	-
Bako Gazer. . .	-	-	-
Gelila. . . . .	-	-	-
Hamer . . . . .	-	-	-

CONTD.

Kuraz		-	-	-
Bena Tsemay		*	*	*
Shaka		*	*	*
Masha		-	-	-
Anderacha		-	-	-
Yeki		*	*	*
Kaffa		124	0.5	28.52
Telo		*	*	*
Cheta		-	-	-
Decha		*	*	*
Menjiwo		-	-	-
Gimbo		*	*	*
Gewata		-	-	-
Chena		*	*	*
Bitu		*	*	*
Gesha Daka		-	-	-
Saylem		-	-	-
Gamo Gofa		108	0.27	
Arba Minch Zuria		*	*	*
Boreda		*	*	*
Mirab Abaya		-	-	-
Chencha		*	*	*
Kemba		-	-	-
Bonkie		-	-	-
Dita		-	-	-
Daramalo		*	*	*
Kucha		-	-	-
Gofa Zuria		*	*	*
Zala		-	-	-
Uba Deber Tse		*	*	*
Melekoza		*	*	*
Bench-Maji		*	*	*
Shewa Bench		-	-	-
Bench		-	-	-
Bero		-	-	-
Maji		*	*	*
Menit Goldiya		-	-	-
Menit Shasha		*	*	*
Sheko		*	*	*
Yem Special Wer		197	0.23	28.29
Yem		197	0.23	28.29
Amaro Special W		*	*	*
Amaro		*	*	*
Burji Special W		-	-	-
Burji		-	-	-
Konso Special W		-	-	-
Konso		-	-	-
Dirashe Special		*	*	*
Dirashe		*	*	*
Dawro		*	*	*
Mareka Wereda		-	-	-
Gena Bosa Wer		*	*	*
Gedo Walcha W		-	-	-
Isara Wereda		42	*	*
Gorka Bersa W		-	-	-
Basketo Special		*	*	*
Basketo		*	*	*
Konta Special W		*	*	*
Ela		*	*	*

TABLE -C ESTIMATE OF HOLDERS, AREA, PRODUCTION AND YIELD OF

TEMPORARY CROPS FOR PRIVATE PEASANT HOLDINGS FOR BOTH SEASONS  
ALL HOLDINGS

## ONION

Geographic Area	Number of Holders	Area	Production
		Hectares	Quintals
(S.N.N.P.R) . . .	139462	1769	184805.6
Gurage Zone . .	10471	*	*
Goru. . . . .	196	0.4	*
Ezha. . . . .	276	*	*
Kokir Gedebanoo	*	*	*
Sodo. . . . .	774	*	139.72
Meskanena Marekoeko	*	*	*
Selti . . . . .	444	*	*
Gumer. . . . .	433	0.33	*
Cheha . . . . .	*	*	*
Enemorna Ener	1044	1.09	132.98
Dalocha . . . .	402	0.83	*
Lanfuro . . . .	253	*	45.2
Akililna Mohr	676	1.42	166.45
Alicho Woriro	554	0.76	100.42
Endegagn. . . .	3567	4.43	569.52
Hadiya	25285	*	10309.95
Misha . . . . .	13220	21.72	2805.94
Lemo. . . . .	6128	14.44	1706.91
Badawacho . . .	*	*	*
Soro. . . . .	4421	7.1	837.89
Kembata Alaba Tembaro	9415	191.39	15306.49
Omo Sheleko . .	695	6.44	524.41
Angacha . . . .	4145	*	4651.94
Kedida Gamela	3303	133.2	9858.02
Alaba . . . . .	816	2.09	*
Kacha Bira. . .	457	*	84.76
Sidama Zone . .	42060	481.52	62831.39
Shebedino . . .	*	*	*
Awasa . . . . .	*	*	*
Arbegona. . . .	8488	85.57	11547.16
Dale. . . . .	*	*	*
Aleta Wendo . .	*	*	*
Dara. . . . .	*	*	*
Hula. . . . .	14096	219.33	28915.1
Bensa . . . . .	6150	36.92	4919.97
Aroresa . . . .	*	*	*
Gedio	11116	174.91	22747.47
Wenago. . . . .	*	*	*
Yirgachefe. . .	565	*	*
Kochere . . . .	3549	42.51	5183.77
Bule. . . . .	6743	124.23	16679.93
Wolayita	5418	99.57	9927.55
Sodo Zuria. . .	*	*	*
Boloso Sore . .	*	*	*
Damot Gale. . .	*	*	*
Damot Wayde . .	609	*	*
Kindo Koysha.	1141	4.31	*
Offa. . . . .	861	*	*
Humbo . . . . .	302	7.14	946.37
South Omo Zone.	2929	58.77	4873.49
Selamago. . . .	284	*	*
Bako Gazer. . .	2194	46.33	4134.54
Gelila. . . . .	451	*	*
Hamer . . . . .	-	-	-

CONTD

Kuraz	-	-	-
Bena Tsemay	-	-	-
Shaka	1812	*	*
Masha . . . .	196	1.77	209.58
Anderacha . . . .	244	1.25	91.83
Yeki . . . .	1372	*	*
Kaffa	3244	25.89	2818.69
Telo . . . .	206	0.55	67.96
Cheta . . . .	72	*	*
Decha . . . .	231	*	*
Menjiwo . . . .	434	*	*
Gimbo . . . .	153	*	*
Gewata . . . .	861	6.07	732.91
Chena . . . .	699	*	*
Bitu . . . .	148	*	*
Gesha Daka . . . .	339	0.73	86.14
Saylem . . . .	100	*	*
Gamo Gofa	16102	171.67	14792.27
Arba Minch Zuria	2560	*	*
Boreda . . . .	378	0.98	109.59
Mirab Abaya . . . .	706	3.77	414.23
Chencha . . . .	*	*	*
Kemba . . . .	1279	5.62	680.48
Bonkie . . . .	1961	*	*
Dita . . . .	248	*	*
Daramalo . . . .	236	0.66	76.89
Kucha . . . .	1563	6.15	*
Gofa Zuria . . . .	3726	88.65	5948.22
Zala . . . .	273	2.51	230.78
Uba Deber Tse	370	*	*
Melekoza . . . .	2613	6.46	751.24
Bench-Maji	2423	14.36	843.84
Shewa Bench . . . .	261	0.72	*
Bench . . . .	*	*	*
Bero . . . .	*	*	*
Maji . . . .	475	3.72	423.75
Menit Goldiya	813	4.78	221.22
Menit Shasha.	33	0.27	*
Sheko . . . .	103	0.86	*
Yem Special Wer	230	0.35	43.9
Yem . . . .	230	0.35	43.9
Amaro Special W	3673	*	*
Amaro . . . .	3673	*	*
Burji Special W	641	8.86	893.09
Burji . . . .	641	8.86	893.09
Konso Special W	345	*	*
Konso . . . .	345	*	*
Dirashe Special	2699	138.1	16856.9
Dirashe . . . .	2699	138.1	16856.9
Dawro . . . .	1262	4.34	381.65
Mareka Wereda	*	*	*
Gena Bosa Wer	145	*	*
Gedo Walcha W	945	3.08	238.81
Isara Wereda.	56	0.27	36.06
Gorka Bersa W	*	*	*
Basketo Special	252	*	*
Basketo . . . .	252	*	*
Konta Special W	*	*	*
Ela . . . .	*	*	*

TABLE -D ESTIMATE OF HOLDERS, AREA, PRODUCTION AND YIELD OF

TEMPORARY CROPS FOR PRIVATE PEASANT HOLDINGS FOR BOTH SEASONS  
ALL HOLDINGS

## POTATOES

Geographic Area	Number of Holders	Area	Production
		Hectares	Quintals
(S.N.N.P.R) . . .	610694	37640.41	3639651
Gurage Zone . .	132433	7577.4	504107.6
Goru . . . . .	*	*	*
Ezha . . . . .	12583	852.86	90809.1
Kokir Gedebanoo	12844	845.04	*
Sodo . . . . .	782	4.24	445.54
Meskanena Marekoeko	*	*	*
Selti . . . . .	4850	118.65	3503.86
Gumer . . . . .	36290	2908.15	98125.54
Cheha . . . . .	8501	195.44	*
Enemorna Ener	18769	198.13	17197.62
Dalocha . . . .	1340	22.62	*
Lanfuro . . . .	-	-	-
Akililna Mohr	9522	1125.76	63491.47
Alicho Woriro	19741	1135.04	101953.4
Endegagn. . . .	6456	136.94	16929.31
Hadiya	125192	8577.69	1077185
Misha . . . . .	27813	1470.01	201612.7
Lemo . . . . .	34803	1812.31	160483.9
Badawacho . . .	19018	1556.17	191488.3
Soro . . . . .	43558	3739.19	523600.2
Kembata Alaba Tembaro	76222	6032.02	631366.3
Omo Sheleko . .	14033	675.93	86318.71
Angacha . . . .	24649	2883.4	302653.2
Kedida Gamela	18966	1264.93	163377.8
Alaba . . . . .	7676	338.07	37552.84
Kacha Bira. . .	10898	869.7	41463.73
Sidama Zone . .	33308	3905.68	235395
Shebedino . . .	9329	158.17	19936.37
Awasa . . . . .	7062	*	*
Arbegona. . . .	*	*	*
Dale. . . . .	4507	54.94	*
Aleta Wendo . .	1907	18.65	855.65
Dara . . . . .	8056	277.75	32773.45
Hula . . . . .	1837	*	*
Bensa . . . . .	*	*	*
Aroresa . . . .	300	2.25	*
Gedio	2710	17.56	1808.79
Wenago. . . . .	1757	9.11	987.17
Yirgachefe. . .	487	1.87	222.78
Kochere . . . .	*	*	*
Bule. . . . .	301	*	*
Wolayita	122968	5390.05	596415.7
Sodo Zuria. . .	20799	900.59	*
Boloso Sore . .	23024	823.27	86942.41
Damot Gale. . .	24124	1820.61	183548.6
Damot Wayde . .	13085	518.24	55845.01
Kindo Koyssha.	21643	639.26	81300.41
Offa. . . . .	17331	603.65	70146.33
Humbo . . . . .	2962	84.43	*
South Omo Zone.	3433	98.48	*
Selamago. . . .	244	3.03	334.07
Bako Gazer. . .	2601	*	*
Gelila. . . . .	280	4.03	380.91
Hamer . . . . .	-	-	-

CONTD

Kuraz	-	-	-
Bena Tsemay	308	7.06	*
Shaka	1620	*	*
Masha	85	6.81	62.63
Anderacha	42	0.96	*
Yeki	1492	*	*
Kaffa	5315	141.4	10985.94
Telo	70	*	*
Cheta	121	3.9	*
Decha	372	*	*
Menjiwo	2149	44.6	*
Gimbo	341	9.32	794.32
Gewata	*	*	*
Chena	1412	54.41	3507.26
Bitu	*	*	*
Gesha Daka	292	2.9	131.12
Saylem	141	3.97	*
Gamo Gofa	84231	5123.42	395197.4
Arba Minch Zuria	9292	356.66	44389.27
Boreda	4667	185.67	23505.63
Mirab Abaya	3279	161.27	17854.94
Chencha	14533	622.8	31498.91
Kemba	5870	728.72	32881.25
Bonkie	12859	1103.47	59012.47
Dita	11304	667.93	43475.44
Daramalo	5209	266.03	30234.49
Kucha	6633	249.61	26911.1
Gofa Zuria	5365	411.7	43206.67
Zala	443	*	*
Uba Deber Tse	557	*	*
Melekoza	4219	311.58	36195.73
Bench-Maji	364	2.41	91.06
Shewa Bench	-	-	-
Bench	*	*	*
Bero	-	-	-
Maji	27	*	*
Menit Goldiya	110	*	*
Menit Shasha	-	-	-
Sheko	72	*	49.4
Yem Special Wer	6656	124.5	13603.31
Yem	6656	124.5	13603.31
Amaro Special W	*	*	-
Amaro	*	*	-
Burji Special W	498	12.34	*
Burji	498	12.34	*
Konso Special W	1561	*	*
Konso	1561	*	*
Dirashe Special	1228	23.32	1358.47
Dirashe	1228	23.32	1358.47
Dawro	7505	204.62	36087.94
Mareka Wereda	687	22.14	*
Gena Bosa Wer	2671	79.93	8504.59
Gedo Walcha W	3345	89.05	25966.02
Isara Wereda	219	*	*
Gorka Bersa W	583	9.25	92.93
Basketo Special	3640	146.8	110405.1
Basketo	3640	146.8	110405.1
Konta Special W	1638	45.17	*
Ela	1638	45.17	*

TABLE E - ESTIMATE OF HOLDERS, AREA, PRODUCTION AND YIELD OF

TEMPORARY CROPS FOR PRIVATE PEASANT HOLDINGS FOR BOTH SEASONS  
ALL HOLDINGS

## GARLIC

Geographic Area	Number of Holders	Area	Production
		Hectares	Quintals
(S.N.N.P.R) . . .	104581	643.79	98007.75
Gurage Zone . . .	28615	*	*
Goru. . . . .	*	*	*
Ezha. . . . .	1918	4.3	595.96
Kokir Gedebanoo	3737	7.65	1095.06
Sodo. . . . .	3404	9.18	1341.26
Meskanena Marekoeko	834	2.75	*
Selti. . . . .	963	3.28	395.91
Gumer. . . . .	4360	4.88	554.98
Cheha. . . . .	666	0.93	132.16
Enemorna Ener	1541	1	135.07
Dalocha . . . .	822	1.26	133.75
Lanfuro . . . .	287	0.31	36.92
Akililna Mohr	3585	*	*
Alicho Woriro	2665	5.06	574.09
Endegagn. . . .	3770	3.72	*
Hadiya	22821	59.95	7344.16
Misha. . . . .	10105	23.76	2875.01
Lemo. . . . .	4729	6.78	*
Badawacho . . .	*	*	*
Soro. . . . .	7803	28.49	3331.84
Kembata Alaba Tembaro	6696	73.74	*
Omo Sheleko . .	1077	4.17	*
Angacha . . . .	2128	16.81	797.21
Kedida Gamela	2396	*	*
Alaba . . . . .	450	2.94	*
Kacha Bira. . .	644	3.34	449.29
Sidama Zone . .	6058	35.28	3218.77
Shebedino . . .	*	*	*
Awasa . . . . .	*	*	*
Arbegona. . . .	913	3.07	461.05
Dale. . . . .	-	-	-
Aleta Wendo . .	*	*	*
Dara. . . . .	620	*	*
Hula. . . . .	1889	*	*
Bensa. . . . .	216	*	*
Aroresa. . . . .	-	-	-
Gedio	3779	21.3	*
Wenago. . . . .	*	*	-
Yirgachefe. . .	575	*	*
Kochere . . . .	2214	9.86	*
Bule. . . . .	611	2.31	-
Wolayita	6398	44.18	*
Sodo Zuria. . .	*	*	*
Boloso Sore . .	-	-	-
Damot Gale. . .	*	*	*
Damot Wayde . .	*	*	-
Kindo Koysha.	*	*	*
Offa. . . . .	1808	6.35	*
Humbo . . . . .	*	*	*
South Omo Zone.	1215	4.81	377.25
Selamago. . . .	*	*	-
Bako Gazer. . .	730	*	134.82
Gelila. . . . .	450	1.77	242.43
Hamer. . . . .	-	-	-

CONTD

Kuraz	-	-	-
Bena Tsemay	-	-	-
Shaka	1401	7.69	486.23
Masha . . . .	565	1.96	290.03
Anderacha . .	554	1.59	193.93
Yeki . . . .	282	*	*
Kaffa	8138	41.82	4363.56
Telo . . . .	390	1.52	214.29
Cheta . . . .	109	0.74	9.84
Decha . . . .	743	3	*
Menjiwo . . .	1840	*	*
Gimbo . . . .	517	1.3	110.03
Gewata . . . .	669	3	370.76
Chena . . . .	1595	7.39	117.72
Bitu . . . .	954	2.98	435.48
Gesha Daka . .	1068	2.86	393.89
Saylem . . . .	251	0.38	14.3
Gamo Gofa	11348	50.15	*
Arba Minch Zuria	1118	3.62	*
Boreda . . . .	101	0.19	12.69
Mirab Abaya .	215	1	*
Chencha . . .	1817	4.58	453.43
Kemba . . . .	*	*	*
Bonkie . . . .	976	3.2	138.85
Dita . . . .	978	3.96	573.17
Daramalo . . .	*	*	*
Kucha . . . .	*	*	*
Gofa Zuria . .	1951	15.78	*
Zala . . . .	*	*	*
Uba Deber Tse	*	*	*
Melekoza . . .	3235	14.1	*
Bench-Maji	2241	7.75	240.58
Shewa Bench .	286	0.84	*
Bench . . . .	*	*	*
Bero . . . .	*	*	*
Maji . . . .	62	0.23	*
Menit Goldiya	834	2.61	*
Menit Shasha.	-	-	-
Sheko . . . .	85	0.11	16.49
Yem Special Wer	2467	5.35	613.59
Yem . . . .	2467	5.35	613.59
Amaro Special W	774	3.57	-
Amaro . . . .	774	3.57	-
Burji Special W	265	*	-
Burji . . . .	265	*	-
Konso Special W	-	-	-
Konso . . . .	-	-	-
Dirashe Special	290	*	*
Dirashe . . . .	290	*	*
Dawro . . . .	1790	10.6	851.41
Mareka Wereda	120	*	*
Gena Boşa Wer	350	2.62	*
Gedo Walcha W	769	2.44	*
Isara Wereda.	92	0.22	19.2
Gorka Bersa W	458	4.73	656.66
Basketo Special	113	0.53	*
Basketo . . . .	113	0.53	*
Konta Special W	204	*	*
Ela . . . .	204	*	*

TABLE -F ESTIMATE OF HOLDERS, AREA, PRODUCTION AND YIELD OF

TEMPORARY CROPS FOR PRIVATE PEASANT HOLDINGS FOR BOTH SEASONS  
ALL HOLDINGS

## TARO\GODERE

Geographic Area	Number of	Area	Production
	Holders	Hectares	Quintals
(S.N.N.P.R) . . .	530572	20100.48	1484845
Gurage Zone . .	45336	641.93	48864.17
Goru. . . . .	2813	18.93	1513.23
Ezha. . . . .	1838	28.42	2201.31
Kokir Gedebanoo	919	4.41	186.27
Sodo. . . . .	-	-	-
Meskanena Marekoeko	-	-	-
Selti . . . . .	-	-	-
Gumer . . . . .	*	*	*
Cheha . . . . .	10923	168.19	12460.03
Enemorna Ener	25601	399.53	30881.62
Dalocha . . . .	-	-	-
Lanfuro . . . .	-	-	-
Akililna Mohr	1705	14.9	1016.75
Alicho Woriro	-	-	-
Endegagn. . . .	1488	7.47	597.73
Hadiya	22364	418.98	29395.83
Misha . . . . .	8756	86.23	5920.23
Lemo. . . . .	814	2.77	171.21
Badawacho . . .	7919	182.81	13788
Soro. . . . .	4875	147.16	9516.37
Kembata Alaba Tembaro	30345	1098.71	71741.11
Omo Sheleko . .	16194	776.45	51352.93
Angacha . . . .	1449	13.29	986.78
Kedida Gamela	3515	49.02	3617.6
Alaba . . . . .	*	*	*
Kacha Bira. . . .	9122	258.87	15695.95
Sidama Zone . .	27734	312.74	22224.99
Shebedino . . .	3395	7.59	579.58
Awasa . . . . .	511	*	*
Arbegona. . . .	430	0.75	60.28
Dale. . . . .	9758	146.78	11319.35
Aleta Wendo . .	9866	97.04	5946.27
Dara. . . . .	2101	23.09	1838.24
Hula. . . . .	*	*	*
Bensa . . . . .	1309	11.43	894.43
Aroresa . . . .	*	*	*
Gedio	14482	157.1	12373.12
Wenago. . . . .	9012	88.94	7099.99
Yirgachefe. . .	2348	25.36	1859.74
Kochere . . . .	2807	40.69	3243.67
Bule. . . . .	*	*	*
Wolayita	134540	4202.46	312657.4
Sodo Zuria. . . .	17116	444.68	33333.03
Boloso Sore . . .	38291	1256.48	84528.08
Damot Gale. . . .	18922	516.65	40608.37
Damot Wayde . .	7868	219.44	17019.74
Kindo Koysha.	28007	894.71	68652.55
Offa. . . . .	21809	798.73	62780.05
Humbo . . . . .	2528	71.78	5735.51
South Omo Zone.	15386	604.04	44763.87
Selamago. . . . .	398	4.11	235.29
Bako Gazer. . .	13263	553.13	41169.7
Gelila. . . . .	1716	45.69	3270.12
Hamer . . . . .	-	-	-

CONTD

Kuraz	-	-	-
Bena Tsemay	*	*	*
Shaka	9835	282.1	20584.22
Masha . . . . .	618	5.41	411.89
Anderacha . . . . .	1251	21.19	1537.1
Yeki . . . . .	7965	255.52	18635.22
Kaffa	41299	1326.23	101532
Telo . . . . .	1503	28.52	2070.38
Cheta . . . . .	2451	101.91	8048.79
Decha . . . . .	6282	98.76	7216.87
Menjiwo . . . . .	5790	478.41	38084.9
Gimbo . . . . .	4654	71.39	5615.76
Gewata . . . . .	3356	52.03	4014.5
Chena . . . . .	11397	314.67	22154.98
Bitu . . . . .	3515	162.47	12985.46
Gesha Daka . . . . .	1276	10.48	828.85
Saylem . . . . .	1075	7.61	511.5
Gamo Gofa	60569	2563.3	188127.9
Arba Minch Zuria	2012	27.02	2168.79
Boreda . . . . .	3199	58.57	4681.24
Mirab Abaya . . . . .	783	43.59	2597.93
Chencha . . . . .	*	*	*
Kemba . . . . .	2027	59.28	3541.96
Bonkie . . . . .	1879	16.29	1205.03
Dita . . . . .	3133	110.06	5762.56
Daramalo . . . . .	4088	108.59	8439.91
Kucha . . . . .	15756	784.83	58161.74
Gofa Zuria . . . . .	13215	464.45	31435.03
Zala . . . . .	434	8.71	590.16
Uba Deber Tse	231	3.04	216.01
Melekoza . . . . .	13328	869.96	69079.11
Bench-Maji	60964	4025.44	284992.2
Shewa Bench . . . . .	9390	267.94	21485.89
Bench . . . . .	38717	3194.15	219934.9
Bero . . . . .	599	8.39	661.47
Maji . . . . .	755	9.76	761.84
Menit Goldiya	3315	55.74	4335.92
Menit Shasha . . . . .	1247	16.7	1058.8
Sheko . . . . .	6942	472.77	36753.4
Yem Special Wer	4875	193.48	13729.09
Yem . . . . .	4875	193.48	13729.09
Amaro Special W	347	1.22	97.74
Amaro . . . . .	347	1.22	97.74
Burji Special W	*	*	-
Burji . . . . .	*	*	-
Konso Special W	*	*	-
Konso . . . . .	*	*	-
Dirashe Special	*	*	-
Dirashe . . . . .	*	*	-
Dawro . . . . .	48384	3075.99	239027.8
Mareka Wereda	9794	484.43	37943.25
Gena Bosa Wer	10228	786.46	62536.67
Gedo Walcha W	13313	949.47	70459.04
Isara Wereda . . . . .	7208	276.94	21942.52
Gorka Bersa W	7842	578.7	46146.27
Basketo Special	2169	60.88	4495.65
Basketo . . . . .	2169	60.88	4495.65
Konta Special W	11745	1134.98	90238.38
Ela . . . . .	11745	1134.98	90238.38

TABLE -G ESTIMATE OF HOLDERS, AREA, PRODUCTION AND YIELD OF

TEMPORARY CROPS FOR PRIVATE PEASANT HOLDINGS FOR BOTH SEASONS  
ALL HOLDINGS

SWEET POTATOES

Geographic Area	Number of Holders	Area	Production
		Hectares	Quintals
(S.N.N.P.R) . . .	491457	35136.35	2799879
Gurage Zone . .	3417	*	*
Goru. . . . .	*	*	*
Ezha. . . . .	*	*	*
Kokir Gedebanoo	-	-	-
Sodo. . . . .	*	*	*
Meskanena Marekoeko	356	*	*
Selti . . . . .	259	1.56	148.61
Gumer . . . . .	-	-	-
Cheha . . . . .	397	*	*
Enemorna Ener	*	*	*
Dalocha . . . .	757	1.56	149.09
Lanfuro . . . .	98	*	*
Akililna Mohr	*	*	*
Alichu Worio	*	*	*
Endegagn. . .	*	*	*
Hadiya	32140	2989.54	136339.5
Misha . . . . .	*	*	*
Lemo. . . . .	*	*	*
Badawacho . .	28015	2619.26	104923.9
Soro. . . . .	*	*	*
Kembata Alaba Tembaro	40043	3208.25	285094.5
Omo Sheleko .	16264	1577.82	136046.6
Angacha . . .	205	*	49.59
Kedida Gamela	8407	431.1	63427.61
Alaba . . . . .	540	2.24	*
Kacha Bira. .	14627	1196.26	82801.54
Sidama Zone . .	75802	2936.82	273390.3
Shebedino . .	16612	574.12	51728.23
Awasa . . . . .	1229	64.52	5936.62
Arbegona. . .	*	*	*
Dale. . . . .	32004	1289.82	122305
Aleta Wendo .	19461	767.62	70934.23
Dara. . . . .	1913	50.26	4859.74
Hula. . . . .	2049	*	*
Bensa . . . . .	1049	19.31	1933.2
Aroresa . . .	1424	32.67	2941.86
Gedio	8812	223.26	20591.48
Wenago. . . .	4158	128.28	11568.16
Yirgachefe. .	1157	*	*
Kochere . . .	3169	68.43	6604.87
Bule. . . . .	328	3.82	381.63
Wolayita	217688	19378.64	1469256
Sodo Zuria. .	33162	3895.74	264727.4
Boloso Sore .	52977	4270.59	292469.2
Damot Gale. .	38788	3114.4	271247.4
Damot Wayde .	25734	2823.94	199536.7
Kindo Koyssha.	31943	2245.62	200587.9
Offa. . . . .	22962	1846.72	163995.8
Humbo . . . .	12122	1181.62	76691.51
South Omo Zone.	4665	172.52	20845.12
Selamago. . .	913	45.9	*
Bako Gazer. .	3089	99.56	9095.67
Gelila. . . . .	164	2.51	237.23
Hamer . . . . .	*	*	*

CONTD

Kuraz	-	-	-
Bena Tsemay	480	23.61	1104.57
Shaka	427	*	*
Masha	*	*	*
Anderacha	62	0.3	25.75
Yeki	339	*	*
Kaffa	1516	25.85	1691.3
Telo	*	*	*
Cheta	45	*	55.64
Decha	636	*	844.21
Menjiwo	*	*	*
Gimbo	224	2.57	257.12
Gewata	166	*	*
Chena	179	*	*
Bitu	71	*	*
Gesha Daka	*	*	*
Saylem	*	*	*
Gamo Gofa	83785	5260.1	514283.6
Arba Minch Zuria	10427	816.36	76325.23
Boreda	8785	986.29	64763.43
Mirab Abaya	3780	276.42	*
Chencha	*	*	*
Kemba	6699	489.52	54841.25
Bonkie	5872	311.51	27517.55
Dita	3375	144.56	12390.08
Daramalo	5836	290.16	25648.76
Kucha	19753	1223.08	121238.1
Gofa Zuria	10881	408.99	39904.17
Zala	3932	198.48	18823.35
Uba Deber Tse	581	13.9	1298.88
Melekoza	2880	37.09	3526.64
Bench-Maji	1236	*	*
Shewa Bench	*	*	*
Bench	757	*	*
Bero	-	-	-
Maji	*	*	*
Menit Goldiya	188	*	*
Menit Shasha	84	0.55	*
Sheko	60	0.8	*
Yem Special Wer	1294	25.11	2414.91
Yem	1294	25.11	2414.91
Amaro Special W	2206	51.49	3942.22
Amaro	2206	51.49	3942.22
Burji Special W	238	3.79	392.85
Burji	238	3.79	392.85
Konso Special W	1350	16.44	1525.53
Konso	1350	16.44	1525.53
Dirashe Special	713	15.99	-
Dirashe	713	15.99	-
Dawro	11083	482.36	38028.05
Mareka Wereda	787	30.39	866.53
Gena Bosa Wer	3403	222.43	19220.7
Gedo Walcha W	5903	193.75	15918.32
Isara Wereda	239	3.16	314.29
Gorka Bersa W	750	32.62	1708.21
Basketo Special	4874	239.62	20943.54
Basketo	4874	239.62	20943.54
Konta Special W	168	1.83	183.22
Ela	168	1.83	183.22