

THE FEDERAL DEMOCRATIC REPUBLIC OF ETHIOPIA
CENTRAL STATISTICAL AGENCY

AGRICULTURAL SAMPLE SURVEY
2013 / 2114 (2006 E.C.)

(September – December, 2013)

VOLUME III

REPORT ON

FARM MANAGEMENT PRACTICES

(PRIVATE PEASANT HOLDINGS, MEHER SEASON)

ADDIS ABABA
August, 2014

30-11-07

C-5
B ACC-0047734

THE FEDERAL DEMOCRATIC REPUBLIC OF ETHIOPIA
CENTRAL STATISTICAL AGENCY

AGRICULTURAL SAMPLE SURVEY
2013 / 2114 (2006 E.C.)

(September – December, 2013)

VOLUME III

REPORT ON

FARM MANAGEMENT PRACTICES

(PRIVATE PEASANT HOLDINGS, MEHER SEASON)

ADDIS ABABA
August, 2014

PREPARED AND PRINTED BY
CENTRAL STATISTICAL AGENCY
P.O.BOX 1143, ADDIS ABABA
Tel. 251 11 155 30 11

TABLE OF CONTENTS

	Page
PART I	INTRODUCTION AND OBJECTIVES OF THE SURVEY.....1
	1.1 Introduction 1
	1.2 Objectives of the Survey.....2
PART II	SURVEY METHODOLOGY, DATA COLLECTION AND PROCESSING.....3
	2.1 Scope and Coverage of the Survey.....3
	2.2 Sampling Frame.....3
	2.3 Sample Design.....4
	2.4 Selection Scheme.....4
	2.5 Organization of Field Work.....4
	2.6 Training of Field Staff.....5
	2.7 Method of Data Collection.....5
	2.8 Data Processing.....6
	a) Editing, Coding and Verification.....6
	b) Data Entry, Cleaning and Tabulation.....7
	2.9 Concepts and Definitions.....7
PART III	SUMMARY OF SURVEY RESULTS.....11
	Farm Management Practices.....11
	3.1 Fertilizer Applied Area.....11
	3.2 Improved Seed Applied Area.....13
	3.3 Pesticide Applied Area.....13
	3.4 Irrigated Area.....14
	3.5 Extension Package Applied Area.....14
	Tables 1 – 1.10 Number of Holders, Inputs Applied Area.....15
	Tables 2 – 2.10 Number of holders Applying Inputs by Education Status..... 240
	Tables 3 – 3.10 Number of Holders Reporting Damaged Crop Area.....260
	Tables 4 – 4.10 Number of Holders by Type of Farm Practice.....286
	Tables 5 – 9 Area Irrigated, Farm area Protected against Erosion, Holders reporting oxen shortage by Coping strategy and number of Oxen reported324
	Tables 10-10.10 Total Area and Crop Harvesting Frequency by Crop Type.....345
	Tables 11-11.10 Total Number of Plots by Sowing Type for Cereal Crops.....356
	Table 12 Number of holders by land use area before
APPENDIX I	ESTIMATION PROCEDURES OF TOTALS.....369
APPENDIX II	ESTIMATES OF STANDARD ERRORS.....375
APPENDIX III	NUMBER OF PLANNED AND ACTUALLY COVERED UNITS.....383
APPENDIX IV	SURVEY QUESTIONNAIRE.....391

PART I

INTRODUCTION AND OBJECTIVES OF THE SURVEY

1.1. INTRODUCTION

An increase in agricultural productivity is a prevailing motive for farmers and a driving force in Ethiopia's agricultural policy. Considerable resources are being utilized by the government to realize agricultural productivity and alter the state of agriculture in the country. Human and material resources are rallied towards this end. Development agents, extension packages, and agricultural inputs are some of the resources that are made available to farmers to change their style of farming and augment productivity.

One of the missions of the Central Statistical Agency (CSA) is to survey developments in agriculture and produce information about the changes taking place in it to data users to indicate whether the much desired increase in agricultural productivity has materialized. Thus, to shed a ray of statistical information on agricultural productivity, the agency has been providing statistics on the extent of inputs applied area and volume of fertilizers and improved seeds used. As part of the 2013/14 (2006 E.C) Agricultural Sample Survey, data on fertilizer, improved seed, irrigation and pesticide applied area and volume of fertilizers and improved seeds used within the private peasant holdings was collected, processed and summarized.

The survey results are presented in this bulletin and other electronic media for data users. The report comprises three parts. Part I contains the objectives of this annual survey, Part II deals with coverage of the survey, sample design, field organization and method of data collection and Part III includes summary of the results. Estimation procedures and formulation of estimates of totals and variance are presented in Appendix I. Estimates of the standard errors with the corresponding coefficients of variations for quantity of inputs used and inputs applied area are presented in Appendix II.

1.2. OBJECTIVES OF THE SURVEY.

The general objective of CSA's Agricultural Sample Survey (AgSS) is to collect basic quantitative information on the country's agriculture that is essential for planning, policy formulation, food security, etc. The AgSS is composed of four components: Crop Production Forecast Survey, Meher Season Survey of which Farm Management Practice is a part, Livestock Survey and Belg Season Survey.

The specific objectives of Meher Season Survey (Farm Management Practice) are to estimate the total volume of inputs used, inputs applied area and number of holders using inputs. Companion reports are published separately with estimates of area and production of crops and land use area. This report on Farm Management Practice is based on the private peasant holdings in sedentary rural areas of the country. The data is disaggregated at regional and zonal levels.

PART II
SURVEY METHODOLOGY, DATA COLLECTION AND PROCESSING

2.1. SCOPE AND COVERAGE OF THE SURVEY

The range of data items that the 2013/14 (2006 E.C.) Annual Agricultural Sample Survey (Meher Season) dealt with includes all cereals, pulses and oilseeds and the most commonly grown vegetables, root crops and permanent (perennial) crops. Holders growing at least one or more of these and / or other crops are enumerated and data on crop area and yield condition recorded, hence data on production of these crops acquired. The 2013/14 (2006 E.C.) Annual Agricultural Sample Survey (Meher season) covered the entire rural parts of the country except the non-sedentary population of three zones of Afar & six zones of Somali regions.

To be covered by the survey, a total of 2,240 Enumeration Areas (EAs) were selected. However, due to various reasons that are beyond control, in 37 EAs the survey could not be successful and hence interrupted. Thus, all in all the survey succeeded to cover 2,225 EAs (99.33%) throughout the regions. The Annual Agricultural Sample survey (Meher season) was conducted on the basis of 20 agricultural households selected from each EA. Regarding the ultimate sampling units, it was intended to cover a total of 44,800 agricultural households, however, 44,500 (99.33 %) were actually covered by the survey.

2.4 SAMPLING FRAME

The list containing EAs of all regions and their respective households obtained from the 1999 E.C Population and Housing census frame was used as the sampling frame in order to select the primary sampling units (EAs). Consequently, all sample EAs were selected from this frame based on the design proposed for the survey. The second stage sampling units, households, were selected from a fresh list of households that were prepared for each EA at the beginning of the survey.

2.3 SAMPLE DESIGN

In order to select the sample a stratified two-stage cluster sample design was implemented. Enumeration areas (EAs) were taken to be the primary sampling units (PSUs) and the secondary sampling units (SSUs) were agricultural households. Each EA was further classified in to three agro-ecology (*"kolla"*, *"Dega"* and *"Weyna Dega"*) for Tigray, Amahara, Oromiya and SNNPs regions. The sample size for the 2013/14 agricultural sample survey was determined by taking into account of both the required level of precision for the most important estimates within each domain and the amount of resources allocated to the survey. In order to reduce non-sampling errors, manageability of the survey in terms of quality and operational control was also considered. All regions were taken to be the domain of estimation for which major findings of the survey are reported.

2.4 SELECTION SCHEME

Enumeration areas from each stratum were selected systematically using probability proportional to size sampling technique; size being number of agricultural households. The sizes for EAs were obtained from the 2007 E.C Population and Housing census frame. From the fresh list of households prepared at the beginning of the survey 20 agricultural households within each sample EA were selected systematically. Estimation procedure of totals, ratios, sampling error and the measurement of precision of estimates (CV) are given in Appendix-I and II respectively. Distribution of sampling units (sampled and covered EAs and households) by stratum is also presented in Appendix-III.

2.5. ORGANIZATION OF FIELD WORK

The conduct of a survey cannot be executed without the arrangement of fieldwork. In recognition of this, the organization of fieldwork has been entrusted to the Desks that liaises between the Head Office and the 25 Branch Statistical Offices spread across the regions. All Branch Offices took part in the survey execution especially in recruiting the enumerators, organizing the 2nd stage training, assigning the field staff to their sites of enumeration, supervising the data collection and retrieving completed questionnaires and submitting them to the Head Office for data processing.

The Branch Offices were also responsible for administering the financial and logistic aspects of the survey within their areas of operation. A total of 2,394 enumerators, 695 field supervisors and 74 statisticians were involved in the data collection where on the average one supervisor was assigned to five enumeration areas for supervision of data collection. All the enumerators were supplied with the necessary survey equipment after the completion of the training to ensure the smooth operation of the survey. To facilitate the data collection activities, a total of 194 four-wheel drive vehicles were used.

2.6. TRAINING OF FIELD STAFF

The execution of a survey and quality of data acquired from the survey highly depend on the type of training given to the enumerators and supervisors and the consequent understanding of the tasks to be performed and the standard procedures to be followed by the enumerators and supervisors in the survey undertaking. The quality and completeness of data are ensured when the training meets its objective of producing responsible and fervent enumerators and supervisors.

In light of this point, the training was given to the field staff in two stages. The first stage training, which took place at Mekele, the Tigray Regional State's capital, and lasted 6 days targeted staff from the Head Office, statisticians and senior field supervisors from Branch Statistical Offices. The staff that took part in the first stage training was then assigned to conduct similar training for the enumerators and other supervisors for 20 days in all the twenty- five Branch Statistical Offices distributed across the country. In the training the field staff was given detailed classroom instruction on how to collect data, method of area measurement, interviewing procedures, etc. The training also included field practice to reinforce the understanding of concepts, definitions and theories discussed in the classroom with regard to field measurement, crop cutting, GPS reading and interviewing methods.

2.7. METHOD OF DATA COLLECTION

The agricultural data for the year 2013/14 (2006 E.C.) was collected from sedentary rural peasant households by interviewing the selected agricultural holders and physically measuring their fields to obtain data on crop yields and other items of interest.

The data obtained were recorded in various forms designed for this purpose. Instruments like measuring tape; compass, kitchen balance, scientific calculators, GPS (Oromiya region only) and others were used during data collection for a timely and smooth acquisition of accurate data. The procedures for measuring area under crop and area of non - crop fields operated by the holders were performed for the 30 selected households from each sampled E.A. using measuring tapes, compasses as well as GPS.

2.8. DATA PROCESSING

a) Editing, Coding and Verification

Statistical data editing plays an important role in ensuring the quality of the collected survey data. It minimizes the effects of errors introduced while collecting data in the field, hence the need for data editing, coding and verification. Although coding and editing are done by the enumerators and supervisors in the field, respectively, verification of this task is done at the Head Office.

Editing, coding and verification instruction manual was prepared and reproduced for this purpose. Then 23 editors-coders and verifiers were trained for two days in editing, coding and verification using the aforementioned manual as a reference and teaching aid. The completed questionnaires were edited, coded and later verified on a 100 % basis before the questionnaires were passed over to the data entry unit. The editing, coding and verification exercise of all questionnaires took 34 days.

b) Data Entry, Cleaning and Tabulation

Before data entry, the Agriculture, Natural Resources and Environment Statistics Directorate of the CSA prepared edit specification for the survey for use on personal computers for data consistency checking purposes. The data on the edited and coded questionnaires were then entered into personal computers. The data were then checked and cleaned using the edit specifications prepared earlier for this purpose. The data entry operation involved about 64 data encoders, 6 data encoder supervisors, 15 data cleaning operators and 60 personal computers. The data entered into the computers using the entry module of the CSPro (Census and Survey Processing System) software, which is a software package developed by the United States Bureau of the Census. Following the data entry operations, the data was further reviewed for data inconsistencies, missing data ... etc. by the regular professional staff from

Agriculture, Natural Resources and Environment Statistics Directorate. The final stage of the data processing was to summarizing the cleaned data and produce statistical tables that present the results of the survey using the tabulation component of the PC based CSPro software produced by professional staff from Agriculture, Natural Resources and Environment Statistics Directorate.

2.9. CONCEPTS AND DEFINITIONS

Data items of agriculture have to be distinctly defined and identified, so that the information about the items becomes useful. The correct way of stating data items and related terms is a prerequisite for making standards and definitions for the collection and compilation of agricultural data. The purpose of using standard concepts and definitions is not only to provide quality data but also to ensure that the right items are enumerated and measured accurately to reflect the agricultural situation. Standard concepts and definitions used in the survey help to maintain consistent enumeration and measurement of variables of interest. To achieve this, CSA communicates concepts and definitions to the field staff through training and instruction manuals. The concepts and definitions used in the survey are presented and described as the follows:-

Enumeration Area (E.A): - an enumeration area in the rural parts of the country is a locality that is in most of the cases less than and only in some cases equal to a farmers' association in geographical area and usually consists of 150-200 households

Household: - a household may be either:

- a) A one person household, that is a person who makes provisions for his own living with out combining with any other person to form part of a multi- person household or
- b) A multi-person household, that is, a group of two or more persons who live together and make common provisions for food and other essentials of living. The persons in the group may pool their incomes and have a common budget to a greater or lesser extent. They may be related or unrelated persons or a combination of both. These persons are taken as members of the household.

Agriculture: - The growing of crops and/or raising of animals for own consumption and /or sale.

Agricultural Household: - a household is considered an agricultural household when at least one member of the household is engaged in growing crops and/or raising livestock in private or in combination with others.

Holding: - a holding is all the land and /or livestock kept, which is used wholly or partly for agricultural production and is operated as one legal entity by one person alone, or with others with out regard to management, organization, size or location.

Holder: - a holder is a person who exercises management control over the operation of the agricultural holding and makes the major decision regarding the utilization of the available resources. He/she has primary technical and economic responsibility for the holding. He/she may operate the holding directly as an owner or a manager. Under conditions of traditional agricultural holding the holder may be regarded as the person, who with or with out the help of others, operates land and/or raises livestock in his/ her own right, i.e. the person who decides on which, where, when, and how to grow crops or raise livestock or both and has the right to determine the utilization of the products.

Parcel: - a parcel of holding is any piece of land entirely surrounded by land and/or water and/or road and/or forest etc. which is not part of the holding. It may consist of one or more cadastral units, plots or fields adjacent to each other.

Field: - a field is defined as any plot of land which is a parcel or part of a parcel under the same or mixed crops or any other form of private holding.

Crop: includes cereals, pulses, oilseeds, vegetables, root crops, fruits coffee, Enset, Chat, hops, sugarcane, cotton, tobacco, etc produced for food, making drinks, stimulation and making fabrics or clothing.

Crop production: - the process of growing and harvesting of the above crops for own consumption and/or sale.

Temporary/Annual Crops: - Annual/temporary crops are crops, which are grown in less than a year's time, sometimes only a few months with an objective to sow or replant again for

additional production following the current harvest. Continuously grown crops planted in rotation are also considered as temporary crops since each is harvested and destroyed by ploughing in preparation for each successive crop.

Permanent Crops: - Crops, which are grown and occupy land for a long period of time, not requiring replanting for several years after each harvest, are considered as permanent crops. All fruit trees (i.e. oranges, mandarin, bananas, etc) and trees for beverages (i.e. coffee, tea, Gesho, etc) are considered permanent crops but meadows and pastures are excluded.

Meher (Main) Season Crop: -any temporary crop harvested between Meskerm (September) and Yekatit (February) is considered as Meher season crop.

Belg Season Crop: - any temporary crop harvested between Megabit (March) and Pagume (August) is considered to be Belg Season Crop.

Fertilizer: – refers to anything that is added to the soil and intended to increase the amount of plant nutrients available for crop growth. In this survey data is elicited on two types of fertilizers (Natural and Chemical). The Natural fertilizer consists of the farm yard manure and wood ashes while the chemical type consists of DAP (Di- Ammonium phosphate) and UREA (Ammonium Nitrate).

Improved seed- is crop variety, which gives a significantly higher yield, and better quality compared to locally produced variety of seeds.

Pesticides – are chemicals that are useful for the control, mitigation or elimination of pests, which are detrimental to crops. Pesticides include insecticides and herbicides.

Irrigation: - refers to the practice where an area of land is purposely and actually provided with water, other than by rain to improve/increase production of crops. The uncontrolled flooding of land by the overflow of rivers or streams is not considered to be irrigation.

Note:-

1. *If in some tables figures do not add up to total it is due to rounding*
2. *Those area and production designated by "*" in all tables could not be reported because of high coefficient of variation (i.e. they are less reliable). However, they are consolidated in the total estimates.*
3. *In all tables "-" indicates not reported.*

PART III
SUMMARY OF SURVEY RESULTS

Farm Management Practice

By and large, agriculture in Ethiopia is subsistence. This is particularly true to the major food crops grown in the country and covered in the survey. The major food crops are produced in almost all regions of the country in spite of the variation in volume of production across the regions. The variation may be attributed to the extent of area devoted to each crop type, weather change, use of inputs, farm practice and a shift in preference for the crops grown. The items on which data is collected are the ones that are practiced by the peasant holders. The items shown in the statistical tables are fertilizers, improved seeds, pesticides and irrigation. The quantity of fertilizers and improved seeds used and the area they are applied to including pesticides and irrigation are also indicated in the statistical tables.

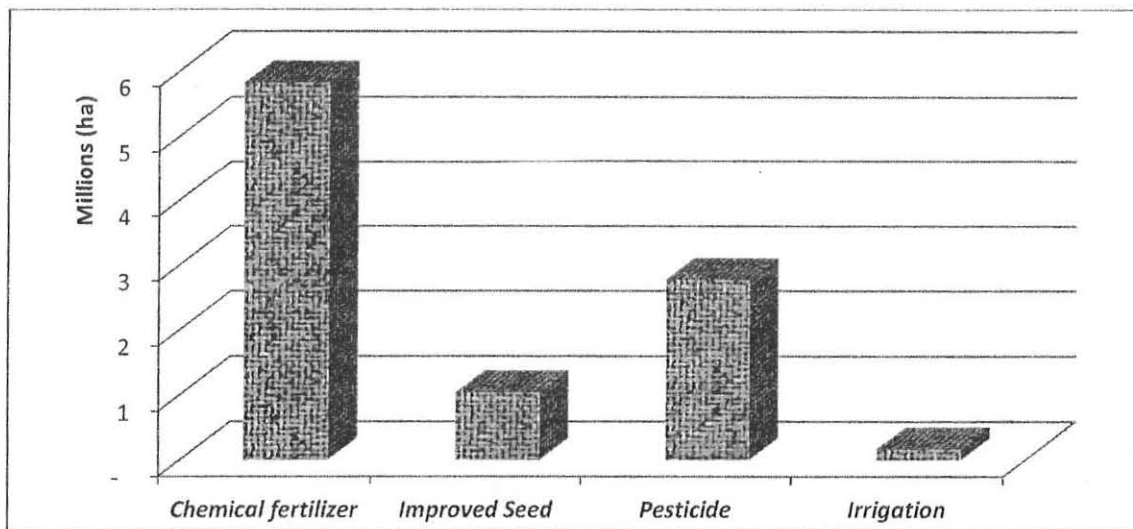


Figure 1: Input applied area in million hectares

3.1 Fertilizer Applied Area:

Fertilizer is one of the major agricultural inputs that increase productivity. The application of fertilizer to crop fields in Ethiopia is gathering momentum. The volume of fertilizer used and the extent of area it is applied to are shown in Table 1. The total quantity of chemical

fertilizer applied to area under crops is estimated to be more than seven million quintals. More than 5.8 million hectares of crop land were covered by these chemical fertilizer.

Of all the volume of fertilizers used 5.3 million quintals was that of a mixture of UREA and DAP and 1.6 million was that of DAP. The majority of these fertilizer were applied on cereal crops (about 6.4 million quintals). Most of the fertilizer used was applied to *teff* (nearly 2.2 million quintals), maize (nearly 1.7 million quintals) and wheat (1.6 thousand quintals). The largest area to which fertilizer was applied was that of *teff* (more than 2.2 million hectares) followed by maize (nearly 1.4 million hectares) and wheat (1.3 thousand hectares).

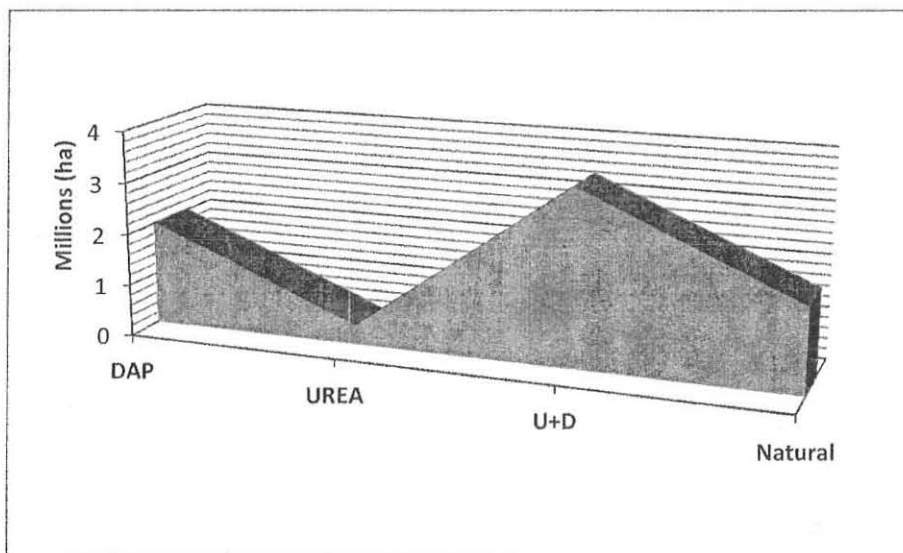


Figure 2. Amount of fertilized crop area by type of fertilizer

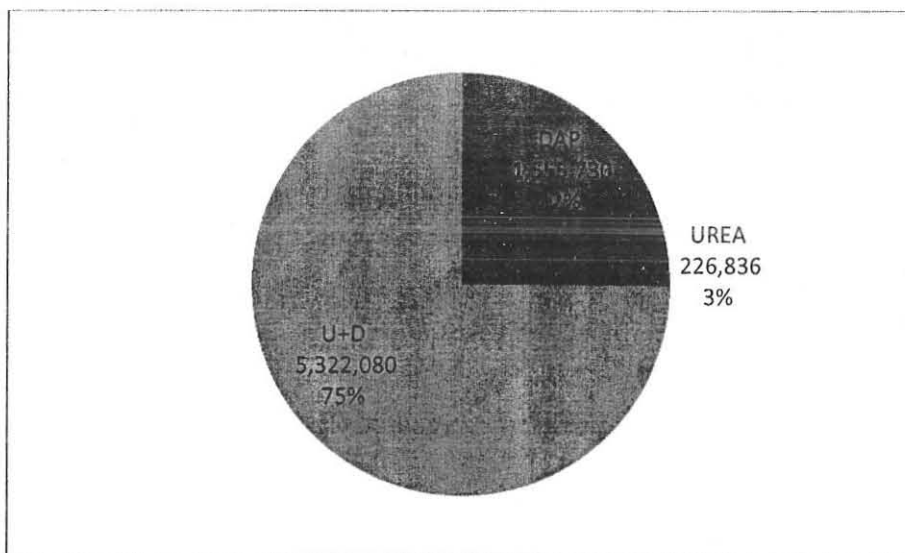


Figure 3: Quantity and share of chemical fertilizer applied by type (in million quintals)

3.2.Improved Seed Applied Area

Improved seeds are another input that contributes to an increase in agricultural productivity. Their application is also noticeable as more and more peasant holders aspire to have increased volume of crop production. Table 1 sheds some light on the use of improved seeds in the country.

The total volume of improved seeds used in 2013/14 (2006 E.C) was estimated to be more than 414 thousand quintals. The crop area it was applied, estimated to be more than one million hectares. The larger volumes of improved seeds used were that of wheat and maize which amounted to more than 201 thousand and 163 thousand quintals, respectively. The largest area to which improved seeds applied were under maize and *teff* estimated to be more than 798 thousand and 95 thousand hectares, respectively.

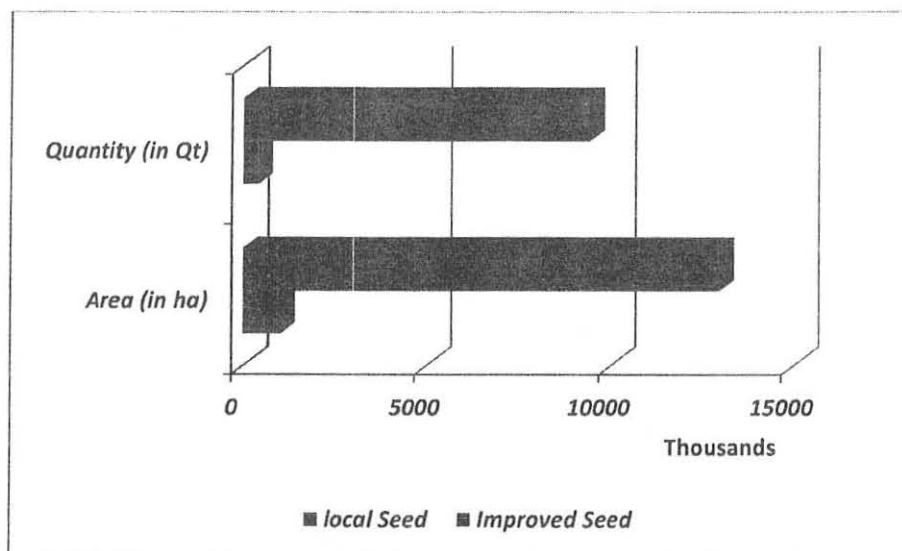


Figure 4: Amount of area and quantity of seed by type for grain crops

3.3. Pesticide Applied Area

At times when rampant pests and weeds damage crops the use of pesticides is indispensable. In areas where crop damage caused by pests and weeds was reported the application of pesticides is more evident in the survey results. The total pesticide applied area was estimated

to be more than 2.8 million hectares as indicated in Table 1. The number of holders who applied it was more than 4.2 million. Most of the crop area to which pesticide was applied was under *teff* (about 1.2 million hectares) and wheat (about 7.6 thousand hectares).

3.4. Irrigated Area

Irrigation enables to increase the frequency of crop production and alleviates water shortage caused by poor rains /dry seasons. The use of extensive irrigation is an idea fanned by many agricultural experts in the wake of the recurrent drought and famine. The survey results show that the practice of irrigation in the country has a long way to go to bring about the desired change as shown in Table 1.

The total irrigated crop area in the country within the private peasant holdings was estimated to be more than 166 thousand hectares. The farmers who practice irrigation are estimated to about 1.2 million. Most of the area irrigated was under maize, sorghum and *teff* estimated to be more than 2.7 thousand for maize, 1.6 thousand for sorghum, and 1.2 thousand hectares for *teff*.

3.5 Extension package

The number of holders participating in various crop extension packages was estimated to be greater than 3.9 million. Most of the area under the extension program was reported to be under *teff*, maize and wheat estimated to be about 1.1 million, more than 1 million and more than 685 thousand hectares, respectively, as shown in Table 1. The extension package embraced about 3.6, 2.6 and 1.9 million maize, *teff* and wheat growers. Credit and advisory services users numbered about 3.7 and 10.9 million holders, respectively, as shown in Table 4.

STATISTICAL TABLES

Table 1. Number of Holders, Inputs Applied Area and Quantity of Inputs used

Ethiopia								
Crop type	All Crop Area	All Fertilizers		Natural		DAP		
		Hectare	Quintal	Holder	Hectare	Holder	Hectare	Quintal
All	14,144,112	7,433,800	7,104,645	9,847,468	1,627,481	4,201,991	2,034,280	1,555,730
Cereals	9,848,746	6,061,826	6,366,788	5,242,801	833,376	3,606,377	1,765,121	1,346,137
Teff	3,016,522	2,147,586	2,195,958	440,131	75,167	1,579,956	664,982	451,541
Barley	1,019,478	562,219	444,654	1,178,423	130,961	937,679	236,830	196,939
Wheat	1,605,654	1,251,131	1,622,952	649,379	73,299	1,060,205	406,812	362,645
Maize	1,994,814	1,378,711	1,663,432	3,777,457	364,592	1,082,701	221,796	171,838
Sorghum	1,677,486	415,637	203,653	946,186	169,651	314,146	65,353	39,365
Finger millet	454,662	270,424	209,159	125,397	16,831	434,934	157,058	116,094
Oats / 'Aja'	35,618	18,980	12,163	40,338	2,027	51,780	11,635	7,442
Rice	33,820	15,607	14,124	6,532	214	*	*	*
Masho	10,692	1,531	694	6,294	633	*	*	*
Pulses	1,742,602	422,884	253,212	2,529,825	170,302	1,161,129	170,160	126,668
Horse / Faba beans	538,458	189,444	104,009	1,252,742	87,718	586,736	75,496	59,087
Field Peas	275,386	79,493	47,057	316,352	21,908	290,444	43,070	29,732
Haricot beans white	133,373	34,463	22,476	361,491	15,062	72,244	10,961	7,407
Haricot beans red	193,093	71,291	53,326	675,350	27,089	323,360	26,970	22,482
Chick peas	229,721	13,880	6,477	88,148	7,135	16,047	2,240	*
Lentils	125,831	15,914	9,631	64,442	3,991	56,605	5,322	2,732
Vetch / Grass peas	169,441	4,694	922	43,018	3,591	6,165	630	331
Soya beans	30,517	4,013	2,734	14,382	825	11,256	2,173	1,359
Fenugreek	24,426	7,987	4,397	202,019	2,734	25,752	*	925
Gibto	22,355	1,706	2,183	6,538	251	17,274	847	888
Oilseeds	816,125	126,776	101,940	819,085	37,202	240,228	33,294	18,218
Neug	285,303	11,873	3,446	47,364	5,251	11,979	4,003	745
Linseed	95,583	10,777	6,221	101,878	4,238	44,682	3,676	1,747
Groundnuts	79,947	21,437	14,959	44,417	3,321	24,062	3,236	2,880
Safflower	11,526	3,588	4,660	50,496	981	10,909	473	695
Sesame	299,724	46,056	21,894	51,379	10,036	39,778	17,466	6,737
Rapeseed	44,041	33,044	50,761	558,302	13,373	117,583	4,440	5,414
Vegetables	161,488	109,543	134,211	3,874,532	40,018	216,788	11,493	11,533
Lettuce	240	150	*	24,914	*	*	*	*
Head cabbage	3,962	2,967	2,568	241,920	1,241	16,736	*	*
Ethiopian cabbage	34,504	25,984	3,074	2,654,132	23,705	53,584	1,444	1,246
Tomatoes	7,257	4,543	7,029	114,321	1,112	7,994	487	375
Green peppers	6,167	3,583	1,683	638,040	2,446	26,365	392	*
Red peppers	109,050	72,071	119,606	797,117	11,253	121,797	8,275	8,303
Swiss chard	307	245	*	55,990	167	*	*	*
Root crops	209,880	131,307	99,066	3,411,135	66,099	493,477	27,063	27,841
Beetroot	1,643	1,089	490	225,123	672	10,546	263	164
Carrot	1,602	809	408	65,576	452	4,468	*	*
Onion	24,376	17,555	28,322	349,988	2,577	42,091	4,434	4,728
Potatoes	66,746	54,914	53,476	628,851	15,847	311,647	19,200	19,956
Yam	3,076	1,518	*	132,945	1,468	*	*	*
Garlic	16,411	11,051	8,361	1,498,625	6,873	83,732	1,071	1,048
Taro 'Godere'	42,657	21,896	1,345	902,306	20,732	12,709	*	*
Sweet potatoes	53,369	22,475	6,591	670,276	17,478	58,832	1,728	1,675
Other Temporary	106,081	49,440	25,090	2,380,245	34,575	89,284	2,851	2,634
Permanent crops	71,507	24,758		1,800,907	22,054			
Avocado	10,591	5,058		663,389	4,681			
Bananas	41,357	13,392		1,118,944	12,254			
Guava	2,040	814		94,978	465			
Lemons	1,128	368		62,192	330			
Mangoes	10,345	2,726		330,627	2,200			
Oranges	3,245	1,390		171,294	1,273			
Papayas	2,468	971		242,751	822			
Pineapples	*	41		9,744	*			
Stimulant	785,272	229,138		3,651,942	153,685			
Chat	222,079	116,880		1,163,315	55,942			
Coffee	538,467	99,698		2,328,893	87,841			
Hops / 'Gesho'	24,727	12,560		989,799	9,902			
Enset	357,511	263,805		3,719,617	260,464			
Sugar cane	29,104	11,402		491,972	7,126			
Other permanent	15,796	2,921		515,221	2,580			

(Table 1 cont'd.)

Ethiopia

Crop type	UREA			UREA + DAP			INDIGENOUS SEED		
	Holder	Hectare	Quintal	Holder	Hectare	Quintal	Holder	Hectare	Quintal
All	1,432,479	373,713	226,836	5,672,922	3,398,326	5,322,080	15,244,583	13,019,791	9,449,197
Cereals	1,069,561	303,241	176,695	5,469,672	3,160,089	4,843,956	13,047,055	8,847,513	7,495,154
Teff	425,973	119,712	65,627	2,647,362	1,287,725	1,678,790	6,482,854	2,919,931	1,401,052
Barley	124,121	18,811	11,965	882,052	175,617	235,750	4,444,394	1,011,121	1,829,767
Wheat	183,958	30,999	21,017	2,102,856	740,020	1,239,290	4,564,517	1,514,728	2,994,833
Maize	388,378	50,980	35,067	2,541,164	741,342	1,456,527	7,543,266	1,195,665	512,560
Sorghum	211,735	58,024	30,242	472,255	122,609	134,045	4,782,138	1,673,351	454,371
Finger millet	89,784	14,591	6,536	317,658	81,944	86,529	1,604,793	452,904	204,705
Oats / 'Aja'	8,039	1,008	664	37,497	4,309	4,056	289,680	35,583	51,873
Rice	28,608	9,057	*	25,894	5,861	8,389	118,723	33,665	45,993
Masho	*	*	*	3,284	*	580	56,466	10,565	-
Pulses	174,613	12,036	7,538	803,688	70,386	119,006	8,298,717	1,733,307	1,734,505
Horse / Faba beans	54,851	3,395	2,102	358,365	22,836	42,820	4,353,524	536,358	739,375
Field Peas	10,986	1,110	634	125,103	13,405	16,691	1,999,787	274,822	303,180
Haricot beans white	20,919	2,030	1,185	93,125	6,410	13,884	1,241,400	132,410	105,795
Haricot beans red	56,239	2,700	2,090	200,172	14,532	28,753	2,067,893	191,166	-
Chick peas	6,662	463	176	23,844	4,042	4,577	988,806	228,196	250,713
Lentils	13,550	1,341	740	50,549	5,260	6,159	845,980	125,433	101,360
Vetch / Grass peas	*	*	*	5,298	372	504	828,646	169,222	187,584
Soya beans	1,596	*	*	6,936	*	*	107,961	29,113	20,001
Fenugreek	21,262	484	297	58,916	2,319	3,174	632,281	24,234	15,953
Gibto	*	*	*	9,945	498	1,184	125,305	22,353	10,544
Oilseeds	118,675	16,726	9,468	458,742	39,554	74,255	3,677,431	814,879	219,538
Neug	7,025	702	269	24,476	1,917	2,432	1,002,255	285,251	46,240
Linseed	13,807	233	150	51,592	2,630	4,324	1,024,409	95,540	57,247
Groundnuts	43,570	8,403	5,529	28,981	6,476	6,551	350,806	79,834	55,987
Safflower	10,093	721	601	29,110	1,413	3,364	246,177	11,502	2,032
Sesame	19,094	6,106	2,421	26,036	12,447	12,736	686,975	298,948	41,521
Rapeseed	28,159	560	498	310,709	14,671	44,849	1,176,910	43,804	16,510
Vegetables	213,389	8,938	5,980	496,419	49,094	116,698	6,134,066	157,400	-
Lettuce	*	*	*	1,965	*	*	38,856	228	-
Head cabbage	12,713	155	133	21,686	686	1,249	400,251	3,408	-
Ethiopian cabbage	18,921	249	219	30,790	586	1,609	3,548,679	34,318	-
Tomatoes	6,414	146	90	21,194	2,799	6,564	231,122	6,361	-
Green peppers	21,028	167	157	38,882	578	1,114	1,126,439	5,900	-
Red peppers	161,577	8,199	5,359	398,943	44,343	105,943	1,943,083	106,892	-
Swiss chard	2,265	*	*	3,080	*	*	81,137	292	-
Root crops	233,927	6,128	4,585	559,212	32,017	66,641	6,356,095	207,435	-
Beetroot	4,030	*	*	9,136	*	297	353,250	1,499	-
Carrot	*	*	*	8,288	170	326	120,201	1,231	-
Onion	42,772	1,592	1,186	113,416	8,952	22,408	758,529	23,891	-
Potatoes	31,871	1,709	1,289	221,711	18,157	32,232	1,422,115	66,077	-
Yam	*	*	-	*	*	*	249,721	3,076	-
Garlic	110,512	548	497	200,128	2,560	6,816	2,658,531	16,296	-
Taro 'Godere'	20,246	812	696	7,429	199	519	1,530,460	42,527	-
Sweet potatoes	40,069	1,415	874	62,368	1,854	4,042	1,516,045	52,837	-
Other Temporary	77,728	3,354	2,837	196,150	8,660	19,618	4,057,244	105,608	-
Permanent crops							3,343,812	65,646	
Avocado							1,135,055	9,575	
Bananas							2,149,176	38,780	
Guava							242,530	1,804	
Lemons							164,745	881	
Mangoes							920,489	9,475	
Oranges							387,176	2,703	
Papayas							488,235	2,110	
Pineapples							35,671	*	
Stimulant							6,676,995	705,088	
Chat							2,585,709	202,287	
Coffee							4,142,365	479,853	
Hops / 'Gesho'							1,990,934	22,948	
Enset							4,588,201	340,288	
Sugar cane							1,103,598	28,039	
Other permanent							1,131,743	14,588	

(Table 1 Cont'd.)

Ethiopia Crop type	IMPROVED SEED			PESTICIDE		IRRIGATION		EXTENSION PACKAGE	
	Holder	Hectare	Quintal	Holder	Hectare	Holder	Hectare	Holder	Hectare
All	3,223,149	1,037,361	414,878	4,209,599	2,762,463	1,211,247	166,384	6,561,605	3,933,214
Cereals	2,885,794	994,114	407,808	3,889,843	2,573,802	421,691	67,019	6,185,312	3,487,941
Teff	305,704	94,500	31,225	2,328,713	1,192,319	71,559	12,115	2,553,547	1,099,419
Barley	36,030	6,385	10,794	820,862	234,184	34,829	3,741	1,008,512	221,750
Wheat	365,659	90,280	163,372	1,735,147	757,864	43,522	5,917	1,926,229	685,994
Maize	2,427,626	798,029	201,291	440,117	112,874	258,415	27,587	3,555,647	1,039,726
Sorghum	17,625	2,977	580	383,518	153,980	112,064	16,163	754,142	214,452
Finger millet	8,652	1,653	316	338,144	100,767	5,176	856	591,423	199,395
Oats / 'Aja'	*	*	*	87,827	15,751	*	*	57,964	13,709
Rice	*	*	*	13,232	3,861	*	*	42,049	12,233
Masho	*	*	-	10,076	2,204	*	*	6,264	1,262
Pulses	75,762	8,060	6,902	398,066	113,255	93,754	5,396	1,516,919	186,084
Horse / Faba beans	15,770	1,534	2,210	140,722	23,377	20,727	964	789,449	80,283
Field Peas	5,593	376	*	91,892	16,663	3,541	193	228,240	23,479
Haricot beans white	7,305	925	1,001	12,383	977	18,399	703	141,357	11,750
Haricot beans red	32,985	1,767	-	30,917	*	27,203	1,221	396,016	36,769
Chick peas	8,228	1,452	1,963	82,285	29,598	10,778	1,292	63,049	10,668
Lentils	3,972	*	*	88,796	22,585	3,720	*	68,090	9,408
Vetch / Grass peas	*	*	*	54,549	13,434	3,359	385	32,360	3,932
Soya beans	4,628	1,405	585	*	*	*	*	21,214	3,572
Fenugreek	*	*	*	14,064	751	12,540	313	74,024	3,988
Gibto	*	*	*	*	*	*	*	29,518	2,235
Oilseeds	11,577	970	*	82,758	22,624	34,788	2,161	766,137	107,458
Neug	*	*	*	9,244	*	*	*	55,026	9,417
Linseed	*	*	*	36,358	6,164	5,708	248	72,860	6,017
Groundnuts	*	*	*	*	*	5,056	246	64,511	10,829
Safflower	*	*	*	*	*	*	*	38,505	2,276
Sesame	*	*	*	19,236	*	*	*	87,529	57,592
Rapeseed	5,040	137	*	13,954	924	9,411	*	481,939	21,327
Vegetables	62,686	3,234	-	97,786	6,688	240,232	6,382	575,684	36,790
Lettuce	3,836	*	-	*	*	9,711	*	5,461	27
Head cabbage	29,682	549	-	13,178	387	28,930	341	47,182	1,287
Ethiopian cabbage	7,061	*	-	26,085	944	41,567	401	96,886	1,334
Tomatoes	10,880	*	-	14,720	2,128	43,017	2,769	25,670	1,987
Green peppers	3,767	*	-	14,938	127	58,672	767	63,286	696
Red peppers	10,973	*	-	35,225	3,101	103,673	1,989	379,481	31,441
Swiss chard	4,808	*	-	-	-	7,970	16	6,167	18
Root crops	79,447	1,713	-	261,668	26,476	366,869	17,614	842,636	40,991
Beetroot	24,225	144	-	4,685	*	13,018	88	25,561	282
Carrot	14,038	*	-	2,766	*	12,061	454	12,077	*
Onion	18,864	483	-	75,009	9,999	112,822	6,969	132,264	9,157
Potatoes	16,676	557	-	140,310	15,095	85,579	4,326	362,185	24,825
Yam	-	-	-	-	-	*	*	*	*
Garlic	6,734	*	-	57,062	1,029	111,284	1,217	311,693	2,386
Taro 'Godere'	3,022	30	-	*	23	*	*	36,439	1,082
Sweet potatoes	4,825	53	-	6,229	138	89,581	4,497	93,881	3,001
Other Temporary	12,885	329	-	34,806	2,999	86,936	1,704	334,213	11,613
Permanent crops				12,394	133	315,339	10,532	138,343	2,114
Avocado				2,117	*	53,778	565	19,579	339
Bananas				4,107	31	183,631	7,312	62,570	543
Guava				*	*	45,920	460	14,442	241
Lemons				*	*	34,139	245	9,746	56
Mangoes				3,262	42	70,305	994	35,269	505
Oranges				3,261	49	45,658	433	20,011	235
Papayas				*	*	64,385	516	23,715	195
Pineapples				-	-	*	*	-	-
Stimulant	261,846	26,823	-	169,059	15,530	678,685	42,350	742,702	54,396
Chat				129,350	12,636	314,801	29,251	353,262	33,131
Coffee	235,051	26,119	-	22,857	2,334	307,642	10,186	234,942	17,062
Hops / 'Gesho'				24,406	559	301,732	2,912	266,845	4,203
Enset				16,745	517	85,844	3,396		
Sugar cane				2,758	*	133,301	8,827	25,765	*
Other permanent				4,688	*	73,114	1,004	53,472	1,710

Table 1.1 Number of Holders, Inputs Applied Area and Quantity of Inputs used

Crop type	All Crop Area	All Fertilizers		Natural		DAP		
		Hectare	Quintal	Holder	Hectare	Holder	Hectare	Quintal
All	921,604	580,237	458,197	518,673	120,242	214,901	108,369	70,800
Cereals	758,746	535,348	435,481	416,169	104,721	200,433	97,827	64,993
Teff	185,337	133,824	120,151	36,611	5,861	74,030	26,053	15,626
Barley	96,577	72,374	81,214	99,701	11,389	65,061	12,217	11,504
Wheat	112,819	90,186	111,826	56,175	7,455	53,142	11,391	11,007
Maize	65,202	59,704	29,571	317,407	31,002	35,618	3,232	2,437
Sorghum	215,112	113,295	52,612	123,712	39,504	58,293	23,329	12,939
Finger millet	82,130	64,694	38,634	53,066	9,510	58,298	21,405	11,390
Oats / 'Aja'	*	*	*	-	-	-	-	-
Rice	*	*	*	-	-	*	*	*
Masho	*	*	*	-	-	*	*	*
Pulses	48,967	13,810	7,019	109,867	6,855	33,998	2,935	2,318
Horse / Faba beans	17,157	7,681	3,662	87,263	4,321	20,984	1,178	1,091
Field Peas	5,913	2,234	1,487	7,021	*	9,207	966	706
Haricot beans white	1,143	339	315	4,524	110	*	40	*
Haricot beans red	*	*	-	*	*	-	-	-
Chick peas	6,061	1,327	*	7,242	626	1,837	244	*
Lentils	8,855	1,362	801	4,139	544	3,142	*	*
Vetch / Grass peas	8,737	*	*	*	*	*	*	*
Soya beans	*	-	-	-	-	-	-	-
Fenugreek	918	163	*	4,390	33	-	-	-
Gibto	*	-	-	-	-	-	-	-
Oilseeds	95,514	24,704	10,468	23,194	5,670	13,811	7,360	3,136
Neug	4,300	664	*	4,611	371	*	*	*
Linseed	5,747	476	199	5,886	244	*	*	*
Groundnuts	*	*	*	*	*	-	-	-
Safflower	*	*	*	*	*	*	*	*
Sesame	84,748	23,312	9,642	10,430	5,007	11,866	7,212	3,054
Rapeseed	*	*	*	*	*	-	-	-
Vegetables	2,841	2,211	1,102	150,476	1,453	5,568	113	92
Lettuce	32	15	*	2,139	*	*	*	*
Head cabbage	93	83	108	1,113	*	*	*	*
Ethiopian cabbage	*	*	*	*	*	-	-	-
Tomatoes	643	455	*	15,518	*	*	*	*
Green peppers	380	213	87	27,267	145	*	*	*
Red peppers	1,667	1,426	443	116,175	1,072	4,027	77	60
Swiss chard	18	*	*	*	*	-	-	-
Root crops	1,301	825	1,329	43,723	247	4,320	*	*
Beetroot	-	-	-	-	-	-	-	-
Carrot	*	*	*	-	-	-	-	-
Onion	*	187	*	8,233	33	*	*	*
Potatoes	*	*	*	8,589	87	*	*	*
Yam	-	-	-	-	-	-	-	-
Garlic	509	323	426	33,661	127	1,693	*	*
Taro 'Godere'	-	-	-	-	-	-	-	-
Sweet potatoes	*	*	-	*	*	-	-	-
Other Temporary	*	*	*	20,291	74	*	*	*
Permanent crops	922	187		15,461	121			
Avocado	5	*		*	*			
Bananas	*	*		2,359	*			
Guava	273	65		6,118	42			
Lemons	152	*		5,162	*			
Mangoes	30	*		1,736	*			
Oranges	67	40		3,062	*			
Papayas	94	10		5,015	7			
Pineapples	*	-		-	-			
Stimulant	3,436	1,093		38,456	658			
Chat	*	*		*	*			
Coffee	81	*		2,982	5			
Hops / 'Gescho'	2,050	865		36,167	456			
Enset	*	-		-	-			
Sugar cane	*	-		-	-			
Other permanent	7,108	459		12,298	444			

(Table 1.1 cont'd.)

Tigray

Crop type	UREA			UREA + DAP			INDIGENOUS SEED		
	Holder	Hectare	Quintal	Holder	Hectare	Quintal	Holder	Hectare	Quintal
All	146,056	45,372	25,430	496,200	306,254	361,967	947,890	894,104	616,647
Cereals	131,597	42,382	23,912	490,862	290,418	346,575	922,693	733,739	548,208
Teff	52,403	12,464	7,313	248,271	89,445	97,212	486,317	176,855	81,420
Barley	34,961	5,408	3,870	217,133	43,360	65,840	445,480	96,302	171,055
Wheat	31,954	6,133	4,046	250,910	65,208	96,772	369,066	99,369	172,097
Maize	44,703	3,994	2,100	164,318	21,476	25,034	594,695	62,936	28,925
Sorghum	34,795	9,015	4,127	84,251	41,447	35,546	409,797	214,732	62,653
Finger millet	29,903	5,258	2,388	108,485	28,521	24,856	292,839	81,975	30,754
Oats / 'Aja'	*	*	*	*	*	*	2,011	*	*
Rice	-	-	-	*	*	*	*	*	*
Masho	-	-	-	*	*	*	1,112	*	-
Pulses	12,029	560	389	50,490	3,460	4,312	398,493	48,585	54,781
Horse / Faba beans	6,814	335	218	34,994	1,847	2,352	256,645	17,029	22,681
Field Peas	*	*	*	7,066	702	770	58,173	5,878	7,307
Haricot beans white	*	*	*	*	*	*	22,076	1,143	807
Haricot beans red	-	-	-	-	-	-	2,592	*	-
Chick peas	*	*	*	*	*	*	48,442	6,061	5,685
Lentils	*	*	*	4,150	*	542	62,716	8,855	9,134
Vetch / Grass peas	-	-	-	-	-	-	46,546	8,517	8,814
Soya beans	-	-	-	-	-	-	*	*	*
Fenugreek	*	*	*	*	*	*	24,420	918	315
Gibto	-	-	-	-	-	-	*	*	*
Oilseeds	8,101	2,170	918	16,062	9,504	6,413	222,294	95,123	13,657
Neug	*	*	*	*	*	*	44,009	4,300	1,115
Linseed	*	*	*	1,985	*	*	72,456	5,747	2,197
Groundnuts	*	*	*	*	*	*	*	*	*
Safflower	*	*	*	*	*	*	*	*	*
Sesame	3,137	1,936	732	7,338	9,157	5,855	117,907	84,358	9,955
Rapeseed	*	*	*	-	-	-	*	*	*
Vegetables	8,838	100	90	16,565	545	920	220,787	2,733	-
Lettuce	*	*	*	*	*	*	6,320	25	-
Head cabbage	*	*	*	1,953	*	*	5,548	81	-
Ethiopian cabbage	*	*	*	-	-	-	2,102	*	-
Tomatoes	*	*	*	2,698	*	*	24,838	559	-
Green peppers	2,074	*	*	4,266	*	*	51,335	380	-
Red peppers	4,311	38	38	9,241	*	*	154,826	1,665	-
Swiss chard	*	*	*	*	*	*	3,257	16	-
Root crops	8,157	53	45	21,622	471	1,105	112,234	1,222	-
Beetroot	-	-	-	*	*	*	-	-	-
Carrot	*	*	*	*	*	*	2,367	*	-
Onion	2,621	*	*	5,430	*	*	24,572	*	-
Potatoes	-	-	-	3,513	*	*	15,958	*	-
Yam	-	-	-	-	-	-	-	-	-
Garlic	5,842	26	22	13,464	157	385	84,376	498	-
Taro 'Godere'	-	-	-	-	-	-	-	-	-
Sweet potatoes	-	-	-	-	-	-	*	*	-
Other Temporary	*	*	*	*	*	*	56,107	*	-
Permanent crops							54,438	731	
Avocado							1,540	*	
Bananas							10,458	*	
Guava							17,762	201	
Lemons							18,924	136	
Mangoes							6,548	11	
Oranges							11,548	51	
Papayas							11,850	39	
Pineapples							-	-	
Stimulant							162,082	2,820	
Chat							*	*	
Coffee							12,526	70	
Hops / 'Gesho'							155,764	1,868	
Enset							*	*	
Sugar cane							*	*	
Other permanent							114,378	6,387	

(Table 1.1 Cont'd.)

Crop type	IMPROVED SEED			PESTICIDE		IRRIGATION		EXTENSION PACKAGE	
	Holder	Hectare	Quintal	Holder	Hectare	Holder	Hectare	Holder	Hectare
All	125,910	25,483	32,412	205,981	123,940	150,287	14,252	584,869	401,241
Cereals	104,512	24,378	31,837	198,739	119,428	51,384	10,197	568,675	365,322
Teff	27,047	8,281	3,259	108,622	39,685	15,426	3,215	305,072	110,662
Barley	3,229	*	343	49,816	8,445	8,364	1,150	216,102	42,092
Wheat	64,527	13,378	27,107	43,719	7,248	16,237	2,761	225,202	57,959
Maize	18,493	2,243	1,077	48,596	3,910	18,873	1,955	234,564	27,723
Sorghum	768	*	*	72,370	46,762	3,056	809	160,320	79,598
Finger millet	*	*	*	48,660	13,204	2,121	*	152,573	46,025
Oats / 'Aja'	-	-	-	-	-	-	-	1,461	288
Rice	-	-	-	*	*	-	-	*	*
Masho	-	-	-	-	-	-	-	*	*
Pulses	2,531	*	*	19,569	1,905	6,580	542	125,757	10,882
Horse / Faba beans	1,824	*	*	12,321	*	2,758	*	82,051	4,318
Field Peas	*	*	*	*	*	*	*	16,130	1,705
Haricot beans white	-	-	-	*	*	-	-	9,980	405
Haricot beans red	-	-	-	-	-	-	-	-	-
Chick peas	-	-	-	*	*	1,707	*	7,654	835
Lentils	-	-	-	*	*	-	-	18,577	1,751
Vetch / Grass peas	*	*	*	*	*	*	*	10,279	1,638
Soya beans	-	-	-	-	-	-	-	-	-
Fenugreek	-	-	-	*	*	1,900	*	4,273	*
Gibto	-	-	-	-	-	-	-	-	-
Oilseeds	*	*	*	3,101	1,863	*	*	44,370	20,288
Neug	-	-	-	*	*	-	-	*	572
Linseed	-	-	-	*	*	*	*	10,899	*
Groundnuts	-	-	-	-	-	-	-	*	*
Safflower	*	*	*	-	-	-	-	*	*
Sesame	*	*	*	1,593	1,833	-	-	24,823	18,693
Rapeseed	-	-	-	-	-	-	-	*	*
Vegetables	3,866	*	-	3,163	*	37,734	888	43,513	1,041
Lettuce	*	*	-	-	-	4,926	25	2,951	17
Head cabbage	*	*	-	*	*	3,853	78	2,359	*
Ethiopian cabbage	-	-	-	-	-	*	*	-	-
Tomatoes	1,200	*	-	*	*	9,261	359	6,695	352
Green peppers	-	-	-	*	*	11,836	130	12,425	131
Red peppers	*	*	-	1,314	*	15,518	286	22,269	473
Swiss chard	*	*	-	-	-	2,941	8	2,380	*
Root crops	3,303	79	-	4,100	*	34,149	548	34,294	608
Beetroot	-	-	-	-	-	-	-	-	-
Carrot	*	*	-	-	-	*	*	*	*
Onion	*	*	-	*	*	10,802	*	8,980	*
Potatoes	-	-	-	-	-	2,892	*	5,608	*
Yam	-	-	-	-	-	-	-	-	-
Garlic	1,620	*	-	*	*	22,391	175	23,223	200
Taro 'Godere'	-	-	-	-	-	-	-	-	-
Sweet potatoes	-	-	-	-	-	*	*	*	*
Other Temporary	*	*	-	*	*	6,278	*	10,820	1,006
Permanent crops	-	-	-	*	*	33,095	617	20,044	313
Avocado	-	-	-	-	-	*	*	*	*
Bananas	-	-	-	-	-	8,991	*	5,297	*
Guava	-	-	-	-	-	14,173	211	11,290	190
Lemons	-	-	-	*	*	11,314	41	4,643	15
Mangoes	-	-	-	-	-	3,988	8	4,921	20
Oranges	-	-	-	*	*	6,921	35	3,915	36
Papayas	-	-	-	-	-	8,339	32	5,230	15
Pineapples	-	-	-	-	-	*	*	-	-
Stimulant	15,100	106	-	*	*	65,544	1,257	49,954	959
Chat	-	-	-	*	*	5,656	*	*	*
Coffee	3,135	7	-	*	*	9,928	59	5,977	*
Hops / 'Gesho'	-	-	-	*	*	59,832	679	47,969	901
Enset	-	-	-	-	-	*	*	-	-
Sugar cane	-	-	-	-	-	*	*	-	-
Other permanent	-	-	-	*	*	9,069	30	14,182	*

Table 1.1.1 Number of Holders, Inputs Applied Area and Quantity of Inputs used

North West Tigray

Crop type	All Crop Area	All Fertilizers		Natural		DAP		
		Hectare	Quintal	Holder	Hectare	Holder	Hectare	Quintal
All	211,962	161,367	94,116	138,765	43,233	63,895	47,762	25,293
Cereals	189,949	153,492	91,475	116,392	40,929	61,756	43,450	23,565
Teff	46,939	40,248	34,850	*	*	33,951	14,796	8,028
Barley	369	176	*	*	133	*	*	*
Wheat	*	*	*	-	-	*	*	*
Maize	27,130	26,133	12,996	106,600	14,779	11,195	1,215	806
Sorghum	63,405	43,076	18,247	48,366	19,120	27,194	11,502	6,505
Finger millet	51,407	43,166	24,850	24,921	6,360	37,732	15,648	8,114
Oats / 'Aja'	*	*	*	-	-	-	-	-
Rice	-	-	-	-	-	-	-	-
Masho	*	*	*	-	-	*	*	*
Pulses	4,452	877	*	8,853	373	5,413	*	*
Horse / Faba beans	2,470	462	*	3,213	130	*	*	*
Field Peas	301	*	*	*	*	*	*	*
Haricot beans white	*	*	*	*	*	*	*	*
Haricot beans red	*	*	-	*	*	-	-	-
Chick peas	1,365	*	*	3,337	*	1,139	*	65
Lentils	*	-	-	-	-	-	-	-
Vetch / Grass peas	*	-	-	-	-	-	-	-
Soya beans	*	-	-	-	-	-	-	-
Fenugreek	-	-	-	-	-	-	-	-
Gibto	-	-	-	-	-	-	-	-
Oilseeds	15,752	*	*	5,100	*	8,138	*	*
Neug	1,464	*	*	-	-	*	*	*
Linseed	1,255	*	*	*	*	*	*	*
Groundnuts	-	-	-	-	-	-	-	-
Safflower	*	*	-	*	*	-	-	-
Sesame	12,981	*	*	*	*	*	*	*
Rapeseed	*	-	-	-	-	-	-	-
Vegetables	1,091	1,028	79	85,716	932	2,001	*	*
Lettuce	*	*	*	-	-	*	*	*
Head cabbage	-	-	-	-	-	-	-	-
Ethiopian cabbage	-	-	-	-	-	-	-	-
Tomatoes	*	*	*	*	*	*	*	*
Green peppers	*	*	-	*	*	-	-	-
Red peppers	878	820	54	82,059	769	1,708	*	*
Swiss chard	*	*	*	-	-	-	-	-
Root crops	18	12	*	2,860	11	*	*	*
Beetroot	-	-	-	-	-	-	-	-
Carrot	-	-	-	-	-	-	-	-
Onion	*	*	*	*	*	*	*	*
Potatoes	*	*	-	*	*	-	-	-
Yam	-	-	-	-	-	-	-	-
Garlic	11	*	*	1,116	*	-	-	-
Taro 'Godere'	-	-	-	-	-	-	-	-
Sweet potatoes	-	-	-	-	-	-	-	-
Other Temporary	92	*	*	2,560	*	-	-	-
Permanent crops	144	*	*	2,886	*	-	-	-
Avocado	*	*	*	*	*	-	-	-
Bananas	*	-	-	-	-	-	-	-
Guava	*	*	*	*	*	-	-	-
Lemons	52	*	*	*	*	-	-	-
Mangoes	*	*	*	*	*	-	-	-
Oranges	3	*	*	*	*	-	-	-
Papayas	16	*	*	*	*	-	-	-
Pineapples	*	-	-	-	-	-	-	-
Stimulant	451	*	*	2,270	*	-	-	-
Chat	-	-	-	-	-	-	-	-
Coffee	*	*	*	*	*	-	-	-
Hops / 'Gesho'	445	*	*	1,995	*	-	-	-
Enset	*	-	-	-	-	-	-	-
Sugar cane	-	-	-	-	-	-	-	-
Other permanent	*	-	-	-	-	-	-	-

(Table 1.1.1cont'd.)

North West Tigray									
Crop type	UREA			UREA + DAP			INDIGENOUS SEED		
	Holder	Hectare	Quintal	Holder	Hectare	Quintal	Holder	Hectare	Quintal
All	13,565	6,065	2,199	85,579	64,307	66,624	178,396	208,009	71,510
Cereals	10,602	5,092	1,855	85,579	64,022	66,055	177,482	186,174	65,852
Teff	3,172	928	446	55,791	23,986	26,377	108,034	44,274	18,028
Barley	-	-	-	*	*	*	10,150	368	492
Wheat	*	*	*	*	*	*	*	*	*
Maize	2,258	*	98	43,709	9,562	12,092	162,222	26,142	9,480
Sorghum	3,093	1,172	*	25,076	11,283	11,431	113,342	63,405	20,635
Finger millet	5,445	2,407	992	50,212	18,751	15,745	128,093	51,286	17,177
Oats / 'Aja'	-	-	-	*	*	*	*	*	*
Rice	-	-	-	-	-	-	-	-	-
Masho	-	-	-	*	*	*	*	*	*
Pulses	*	*	*	2,030	141	*	47,782	4,437	3,304
Horse / Faba beans	-	-	-	*	*	*	28,940	2,456	1,896
Field Peas	-	-	-	-	-	-	3,642	301	*
Haricot beans white	-	-	-	*	*	*	4,670	*	*
Haricot beans red	-	-	-	-	-	-	*	*	-
Chick peas	*	*	*	*	*	*	16,398	1,365	910
Lentils	-	-	-	-	-	-	*	*	*
Vetch / Grass peas	-	-	-	-	-	-	*	*	*
Soya beans	-	-	-	-	-	-	*	*	*
Fenugreek	-	-	-	-	-	-	-	-	-
Gibto	-	-	-	-	-	-	-	-	-
Oilseeds	*	*	*	*	*	*	54,578	15,713	2,354
Neug	-	-	-	-	-	-	10,576	1,464	381
Linseed	-	-	-	*	*	*	10,239	1,255	207
Groundnuts	-	-	-	-	-	-	-	-	-
Safflower	-	-	-	-	-	-	*	*	*
Sesame	*	*	*	*	*	*	36,870	12,943	1,758
Rapeseed	-	-	-	-	-	-	*	*	*
Vegetables	2,385	14	13	*	*	*	101,923	1,089	-
Lettuce	*	*	*	-	-	-	*	*	-
Head cabbage	-	-	-	-	-	-	-	-	-
Ethiopian cabbage	-	-	-	-	-	-	-	-	-
Tomatoes	-	-	-	*	*	*	*	*	-
Green peppers	-	-	-	-	-	-	*	*	-
Red peppers	1,768	9	9	*	*	*	97,931	877	-
Swiss chard	*	*	*	-	-	-	-	-	-
Root crops	*	*	*	*	*	*	5,773	18	-
Beetroot	-	-	-	-	-	-	-	-	-
Carrot	-	-	-	-	-	-	-	-	-
Onion	*	*	*	-	-	-	*	*	-
Potatoes	-	-	-	-	-	-	*	*	-
Yam	-	-	-	-	-	-	-	-	-
Garlic	*	*	*	*	*	*	3,735	11	-
Taro 'Godere'	-	-	-	-	-	-	-	-	-
Sweet potatoes	-	-	-	-	-	-	-	-	-
Other Temporary	-	-	-	*	*	*	4,816	*	-
Permanent crops	-	-	-	-	-	-	14,617	87	-
Avocado	-	-	-	-	-	-	*	*	-
Bananas	-	-	-	-	-	-	*	*	-
Guava	-	-	-	-	-	-	1,990	*	-
Lemons	-	-	-	-	-	-	8,695	49	-
Mangoes	-	-	-	-	-	-	*	*	-
Oranges	-	-	-	-	-	-	1,704	2	-
Papayas	-	-	-	-	-	-	3,674	9	-
Pineapples	-	-	-	-	-	-	-	-	-
Stimulant	-	-	-	-	-	-	21,347	*	-
Chat	-	-	-	-	-	-	-	-	-
Coffee	-	-	-	-	-	-	*	*	-
Hops / 'Gesho'	-	-	-	-	-	-	21,347	*	-
Enset	-	-	-	-	-	-	*	*	-
Sugar cane	-	-	-	-	-	-	-	-	-
Other permanent	-	-	-	-	-	-	2,563	*	-

(Table 1.1.1 Cont'd.)

Crop type	IMPROVED SEED			PESTICIDE		IRRIGATION		EXTENSION PACKAGE	
	Holder	Hectare	Quintal	Holder	Hectare	Holder	Hectare	Holder	Hectare
All	16,522	3,810	1,111	46,683	31,910	26,559	1,296	136,280	124,037
Cereals	8,931	3,694	1,100	45,828	31,865	3,535	*	135,110	116,457
Teff	5,195	*	759	26,500	10,057	*	*	87,098	37,835
Barley	*	*	*	*	*	-	-	*	*
Wheat	-	-	-	*	*	-	-	*	*
Maize	5,169	968	*	10,302	1,315	*	*	65,199	12,332
Sorghum	-	-	-	23,313	12,520	*	*	59,849	29,375
Finger millet	*	*	*	20,485	7,857	*	*	88,460	36,178
Oats / 'Aja'	-	-	-	-	-	-	-	*	*
Rice	-	-	-	-	-	-	-	-	-
Masho	-	-	-	-	-	-	-	*	*
Pulses	*	*	*	1,141	*	-	-	10,635	622
Horse / Faba beans	*	*	*	1,141	*	-	-	7,379	*
Field Peas	-	-	-	-	-	-	-	*	*
Haricot beans	-	-	-	-	-	-	-	*	*
white	-	-	-	-	-	-	-	-	-
Haricot beans red	-	-	-	-	-	-	-	-	-
Chick peas	-	-	-	-	-	-	-	2,694	*
Lentils	-	-	-	-	-	-	-	-	-
Vetch / Grass peas	-	-	-	-	-	-	-	-	-
Soya beans	-	-	-	-	-	-	-	-	-
Fenugreek	-	-	-	-	-	-	-	-	-
Gibto	-	-	-	-	-	-	-	-	-
Oilseeds	*	*	*	-	-	*	*	16,034	6,538
Neug	-	-	-	-	-	-	-	*	*
Linseed	-	-	-	-	-	*	*	2,632	*
Groundnuts	-	-	-	-	-	-	-	-	-
Safflower	*	*	*	-	-	-	-	*	*
Sesame	-	-	-	-	-	-	-	13,396	*
Rapeseed	-	-	-	-	-	-	-	-	-
Vegetables	*	*	*	*	*	5,122	28	14,159	259
Lettuce	-	-	-	-	-	*	*	*	*
Head cabbage	-	-	-	-	-	-	-	-	-
Ethiopian cabbage	-	-	-	-	-	-	-	-	-
Tomatoes	-	-	-	-	-	-	-	*	*
Green peppers	-	-	-	-	-	-	-	*	*
Red peppers	*	*	-	*	*	*	*	12,080	210
Swiss chard	*	*	-	-	-	*	*	*	*
Root crops	-	-	-	-	-	2,022	*	*	*
Beetroot	-	-	-	-	-	-	-	-	-
Carrot	-	-	-	-	-	-	-	-	-
Onion	-	-	-	-	-	*	*	*	*
Potatoes	-	-	-	-	-	-	-	-	-
Yam	-	-	-	-	-	-	-	-	-
Garlic	-	-	-	-	-	1,728	*	*	*
Taro 'Godere'	-	-	-	-	-	-	-	-	-
Sweet potatoes	-	-	-	-	-	-	-	-	-
Other Temporary	*	*	-	-	-	*	*	*	*
Permanent crops	-	-	-	-	-	10,084	47	4,780	*
Avocado	-	-	-	-	-	*	*	*	*
Bananas	-	-	-	-	-	*	*	*	*
Guava	-	-	-	-	-	1,960	*	*	*
Lemons	-	-	-	-	-	6,407	21	*	*
Mangoes	-	-	-	-	-	*	*	2,803	*
Oranges	-	-	-	-	-	*	*	*	*
Papayas	-	-	-	-	-	3,091	8	*	*
Pineapples	-	-	-	-	-	*	*	-	-
Stimulant	*	*	-	-	-	14,527	*	5,036	*
Chat	-	-	-	-	-	-	-	-	-
Coffee	*	*	-	-	-	*	*	1,160	*
Hops / 'Gesho'	-	-	-	-	-	14,527	*	*	*
Enset	-	-	-	-	-	*	*	-	-
Sugar cane	-	-	-	-	-	-	-	-	-
Other permanent	-	-	-	-	-	*	*	*	*

Table 1.1.2 Number of Holders, Inputs Applied Area and Quantity of Inputs used

Central Tigray

Crop type	All Crop Area	All Fertilizers		Natural		DAP		
		Hectare	Quintal	Holder	Hectare	Holder	Hectare	Quintal
All	218,686	172,257	136,629	169,789	35,849	46,606	23,206	14,828
Cereals	197,262	164,792	132,824	135,945	31,478	44,016	22,784	14,512
Teff	72,031	61,342	57,824	18,678	2,137	26,172	8,179	5,427
Barley	20,534	16,950	18,587	41,774	4,118	8,553	1,255	1,104
Wheat	28,717	23,066	26,277	25,348	3,057	5,756	*	*
Maize	20,359	19,514	9,746	100,663	8,977	11,689	846	680
Sorghum	39,958	30,599	11,805	48,955	11,348	21,516	5,949	3,125
Finger millet	15,663	13,321	8,585	19,685	1,841	15,715	4,634	*
Oats / 'Aja'	-	-	-	-	-	-	-	-
Rice	-	-	-	-	-	-	-	-
Masho	-	-	-	-	-	-	-	-
Pulses	15,118	5,575	2,136	59,942	3,448	7,153	385	265
Horse / Faba beans	7,730	4,127	1,398	53,540	2,767	6,372	363	236
Field Peas	330	104	*	2,797	*	*	*	*
Haricot beans white	379	*	*	*	*	*	*	*
Haricot beans red	*	*	*	*	*	-	-	-
Chick peas	1,359	*	*	1,401	*	-	-	-
Lentils	2,453	166	*	1,756	*	-	-	-
Vetch / Grass peas	*	*	-	*	*	-	-	-
Soya beans	-	-	-	-	-	-	-	-
Fenugreek	631	*	*	*	*	-	-	-
Gibto	*	-	-	-	-	-	-	-
Oilseeds	3,953	733	*	7,461	355	*	*	*
Neug	732	*	*	*	*	-	-	-
Linseed	1,965	185	*	3,836	*	-	-	-
Groundnuts	*	*	*	*	*	-	-	-
Safflower	*	*	*	*	*	-	-	-
Sesame	*	*	*	*	*	*	*	*
Rapeseed	-	-	-	-	-	-	-	-
Vegetables	436	342	*	34,632	214	*	*	*
Lettuce	*	*	-	*	*	-	-	-
Head cabbage	*	*	*	-	-	-	-	-
Ethiopian cabbage	-	-	-	-	-	-	-	-
Tomatoes	*	*	-	*	*	-	-	-
Green peppers	169	95	*	18,316	80	*	*	*
Red peppers	*	*	*	14,640	97	*	*	*
Swiss chard	*	*	*	-	-	-	-	-
Root crops	359	194	205	14,503	58	*	*	*
Beetroot	-	-	-	-	-	-	-	-
Carrot	*	*	*	-	-	-	-	-
Onion	*	35	43	2,585	*	*	*	*
Potatoes	*	*	*	*	*	-	-	-
Yam	-	-	-	-	-	-	-	-
Garlic	193	91	*	13,463	38	*	*	*
Taro 'Godere'	-	-	-	-	-	-	-	-
Sweet potatoes	-	-	-	-	-	-	-	-
Other Temporary	*	55	*	*	*	-	-	-
Permanent crops	140	71	-	4,543	*	-	-	-
Avocado	*	*	-	-	-	-	-	-
Bananas	*	*	*	*	*	-	-	-
Guava	*	*	*	*	*	-	-	-
Lemons	*	*	*	*	*	-	-	-
Mangoes	*	*	*	*	*	-	-	-
Oranges	35	*	-	1,372	*	-	-	-
Papayas	*	*	*	*	*	-	-	-
Pineapples	-	-	-	-	-	-	-	-
Stimulant	828	490	-	16,011	226	-	-	-
Chat	*	-	-	-	-	-	-	-
Coffee	13	*	*	*	*	-	-	-
Hops / 'Geshe'	812	489	-	15,654	225	-	-	-
Enset	-	-	-	-	-	-	-	-
Sugar cane	-	-	-	-	-	-	-	-
Other permanent	128	*	-	1,565	*	-	-	-

(Table 1.1.2cont'd.)

Crop type	UREA			UREA + DAP			INDIGENOUS SEED		
	Holder	Hectare	Quintal	Holder	Hectare	Quintal	Holder	Hectare	Quintal
All	58,171	19,814	11,857	160,806	93,388	109,944	271,910	210,482	168,213
Cereals	53,040	19,204	11,406	160,391	91,326	106,905	267,216	189,412	150,487
Teff	30,268	7,328	4,502	119,192	43,697	47,895	201,178	68,633	36,675
Barley	13,543	1,542	1,286	70,739	10,035	16,196	135,442	20,501	33,584
Wheat	10,848	2,033	1,382	77,119	16,056	23,260	106,405	24,897	42,089
Maize	25,846	2,227	1,338	80,671	7,465	7,728	215,676	19,765	10,927
Sorghum	22,997	5,267	2,381	33,928	8,035	6,299	136,289	39,958	19,399
Finger millet	11,604	807	517	42,879	6,038	5,527	98,846	15,658	7,814
Oats / 'Aja'	-	-	-	-	-	-	-	-	-
Rice	-	-	-	-	-	-	-	-	-
Masho	-	-	-	-	-	-	-	-	-
Pulses	6,962	364	268	22,993	1,378	1,604	150,401	14,963	16,243
Horse / Faba beans	3,556	*	*	17,409	800	1,029	121,007	7,717	10,013
Field Peas	-	-	-	-	-	-	8,696	330	364
Haricot beans white	*	*	*	*	*	*	11,086	379	*
Haricot beans red	-	-	-	-	-	-	*	*	-
Chick peas	*	*	*	*	*	*	9,718	1,359	1,134
Lentils	*	*	*	*	*	*	24,608	2,453	2,584
Vetch / Grass peas	-	-	-	-	-	-	*	*	*
Soya beans	-	-	-	-	-	-	-	-	-
Fenugreek	-	-	-	*	*	*	9,346	631	*
Gibto	-	-	-	-	-	-	*	*	*
Oilseeds	*	*	*	*	*	*	44,043	3,953	1,483
Neug	*	*	*	*	*	*	19,123	732	282
Linseed	*	*	*	*	*	*	25,819	1,965	658
Groundnuts	*	*	*	*	*	*	*	*	*
Safflower	*	*	*	-	-	-	*	*	*
Sesame	-	-	-	-	-	-	*	*	*
Rapeseed	-	-	-	-	-	-	-	-	-
Vegetables	3,387	*	*	5,327	*	*	55,972	403	-
Lettuce	-	-	-	-	-	-	*	*	-
Head cabbage	*	*	*	*	*	*	*	*	-
Ethiopian cabbage	-	-	-	-	-	-	-	-	-
Tomatoes	-	-	-	-	-	-	*	*	-
Green peppers	*	*	*	*	*	*	32,521	169	-
Red peppers	*	*	*	*	*	*	21,438	*	-
Swiss chard	-	-	-	*	*	*	*	*	-
Root crops	3,252	10	7	8,332	121	191	41,351	323	-
Beetroot	-	-	-	-	-	-	-	-	-
Carrot	-	-	-	*	*	*	*	*	-
Onion	*	*	*	2,509	*	37	8,290	*	-
Potatoes	-	-	-	*	*	*	*	*	-
Yam	-	-	-	-	-	-	-	-	-
Garlic	2,588	6	*	5,132	*	*	34,897	185	-
Taro 'Godere'	-	-	-	-	-	-	-	-	-
Sweet potatoes	-	-	-	-	-	-	-	-	-
Other Temporary	*	*	*	*	*	*	12,020	*	-
Permanent crops							14,443	112	
Avocado							*	*	
Bananas							4,423	*	
Guava							1,882	*	
Lemons							4,462	*	
Mangoes							2,553	*	
Oranges							4,734	*	
Papayas							2,945	*	
Pineapples							-	-	
Stimulant							49,927	*	
Chat							-	-	
Coffee							3,494	*	
Hops / 'Gesho'							49,209	*	
Enset							-	-	
Sugar cane							-	-	
Other permanent							5,624	*	

(Table 1.1.2 Cont'd.)

Central Tigray									
Crop type	IMPROVED SEED			PESTICIDE		IRRIGATION		EXTENSION PACKAGE	
	Holder	Hectare	Quintal	Holder	Hectare	Holder	Hectare	Holder	Hectare
All	47,138	8,156	9,281	87,734	42,106	41,846	2,278	194,488	110,766
Cereals	41,630	7,850	8,974	86,341	40,510	10,436	1,636	190,667	103,875
Teff	15,502	3,398	1,540	67,174	24,019	3,332	681	140,856	49,460
Barley	*	*	*	32,413	5,502	2,148	*	74,465	9,405
Wheat	21,764	3,820	6,922	23,609	2,761	*	*	75,082	15,085
Maize	8,855	594	420	29,508	1,936	5,346	287	116,340	10,504
Sorghum	-	-	-	18,324	3,519	*	*	61,534	14,246
Finger millet	*	*	*	19,334	*	*	*	44,358	5,175
Oats / 'Aja'	-	-	-	-	-	-	-	-	-
Rice	-	-	-	-	-	-	-	-	-
Masho	-	-	-	-	-	-	-	-	-
Pulses	*	*	*	13,524	*	2,267	80	67,213	4,896
Horse / Faba beans	*	*	*	*	*	1,566	*	54,132	2,811
Field Peas	-	-	-	-	-	-	-	*	*
Haricot beans white	-	-	-	*	*	-	-	5,842	*
Haricot beans red	-	-	-	-	-	-	-	-	-
Chick peas	-	-	-	*	*	-	-	3,185	494
Lentils	-	-	-	-	-	-	-	7,582	578
Vetch / Grass peas	*	*	*	*	*	-	-	*	*
Soya beans	-	-	-	-	-	-	-	-	-
Fenugreek	-	-	-	*	*	*	*	*	*
Gibto	-	-	-	-	-	-	-	-	-
Oilseeds	-	-	-	*	*	-	-	12,961	719
Neug	-	-	-	*	*	-	-	*	*
Linseed	-	-	-	*	*	-	-	5,909	303
Groundnuts	-	-	-	-	-	-	-	*	*
Safflower	-	-	-	-	-	-	-	-	-
Sesame	-	-	-	*	*	-	-	*	*
Rapeseed	-	-	-	-	-	-	-	-	-
Vegetables	*	*	-	1,404	*	9,798	130	11,775	84
Lettuce	-	-	-	-	-	*	*	*	*
Head cabbage	*	*	-	*	*	*	*	*	*
Ethiopian cabbage	-	-	-	-	-	-	-	-	-
Tomatoes	*	*	-	*	*	*	*	*	*
Green peppers	-	-	-	*	*	4,281	*	7,030	*
Red peppers	-	-	-	-	-	4,188	*	*	*
Swiss chard	-	-	-	-	-	*	*	*	*
Root crops	*	*	-	*	*	12,457	162	15,274	111
Beetroot	-	-	-	-	-	-	-	-	-
Carrot	*	*	-	-	-	*	*	*	*
Onion	-	-	-	-	-	3,146	*	*	*
Potatoes	-	-	-	-	-	-	-	*	*
Yam	-	-	-	-	-	-	-	-	-
Garlic	*	*	-	*	*	9,285	59	13,156	77
Taro 'Godere'	-	-	-	-	-	-	-	-	-
Sweet potatoes	-	-	-	-	-	-	-	-	-
Other Temporary	*	*	-	-	-	*	*	3,903	*
Permanent crops				*	*	8,247	96	5,091	70
Avocado				-	-	*	*	*	*
Bananas				-	-	*	*	*	*
Guava				-	-	1,944	*	*	*
Lemons				*	*	*	*	*	*
Mangoes				-	-	*	*	*	*
Oranges				*	*	2,766	*	2,050	*
Papayas				-	-	2,249	*	1,444	*
Pineapples				-	-	-	-	-	-
Stimulant	6,839	*	-	*	*	17,752	167	24,544	*
Chat				-	-	*	*	*	*
Coffee	*	*	-	-	-	2,142	*	*	*
Hops / 'Gesho'				*	*	16,337	156	23,853	*
Enset				-	-	-	-	-	-
Sugar cane				-	-	-	-	-	-
Other permanent				*	*	2,259	*	*	*

Table 1.1.3 Number of Holders, Inputs Applied Area and Quantity of Inputs used

East Tigray

Crop type	All Crop Area	All Fertilizers		Natural		DAP		
		Hectare	Quintal	Holder	Hectare	Holder	Hectare	Quintal
All	96,925	71,779	84,505	59,578	8,150	56,384	14,290	13,785
Cereals	77,069	65,598	79,903	38,211	6,253	53,496	13,036	12,686
Teff	7,774	5,722	5,161	2,003	142	4,563	619	361
Barley	27,819	23,996	29,518	23,517	2,889	40,754	6,781	6,818
Wheat	32,573	28,717	40,937	14,807	1,582	31,207	5,173	5,133
Maize	2,492	2,144	1,245	14,101	*	6,268	229	206
Sorghum	2,258	1,402	*	3,110	*	*	*	*
Finger millet	4,050	3,576	2,275	3,696	*	*	*	*
Oats / 'Aja'	*	*	-	-	-	-	-	-
Rice	-	-	-	-	-	-	-	-
Masho	*	*	*	*	*	*	*	*
Pulses	10,206	3,896	2,625	17,277	1,352	15,241	1,178	915
Horse / Faba beans	2,349	1,417	978	12,036	556	7,727	212	250
Field Peas	1,878	1,291	1,227	2,611	103	7,017	698	585
Haricot beans white	*	*	-	*	*	-	-	-
Haricot beans red	-	-	-	-	-	-	-	-
Chick peas	1,298	*	*	*	*	*	*	*
Lentils	1,282	650	*	*	*	*	*	*
Vetch / Grass peas	3,318	*	*	*	*	*	*	*
Soya beans	-	-	-	-	-	-	-	-
Fenugreek	69	*	*	*	*	-	-	-
Gibto	-	-	-	-	-	-	-	-
Oilseeds	351	104	*	2,003	50	*	*	*
Neug	*	*	-	*	*	-	-	-
Linseed	307	69	*	*	*	*	*	*
Groundnuts	-	-	-	-	-	-	-	-
Safflower	*	*	*	-	-	-	-	-
Sesame	-	-	-	-	-	-	-	-
Rapeseed	*	*	*	*	*	-	-	-
Vegetables	329	200	*	4,865	35	-	-	-
Lettuce	*	*	-	*	*	-	-	-
Head cabbage	*	*	*	*	*	-	-	-
Ethiopian cabbage	*	*	*	*	*	-	-	-
Tomatoes	169	*	*	2,284	*	-	-	-
Green peppers	63	*	*	*	*	-	-	-
Red peppers	*	*	*	*	*	-	-	-
Swiss chard	*	*	-	*	*	-	-	-
Root crops	83	52	*	4,431	20	*	*	*
Beetroot	-	-	-	-	-	-	-	-
Carrot	*	-	-	-	-	-	-	-
Onion	26	18	*	2,938	9	-	-	-
Potatoes	*	*	*	1,198	*	*	*	*
Yam	-	-	-	-	-	-	-	-
Garlic	20	*	*	*	*	*	*	*
Taro 'Godere'	-	-	-	-	-	-	-	-
Sweet potatoes	-	-	-	-	-	-	-	-
Other Temporary	*	*	*	*	*	*	*	*
Permanent crops	*	*	*	*	*	*	*	*
Avocado	*	-	-	-	-	-	-	-
Bananas	*	*	*	*	*	*	*	*
Guava	*	*	*	*	*	*	*	*
Lemons	*	*	-	-	-	-	-	-
Mangoes	*	*	*	*	*	*	*	*
Oranges	*	*	*	*	*	*	*	*
Papayas	*	*	*	*	*	*	*	*
Pineapples	-	-	-	-	-	-	-	-
Stimulant	303	*	*	*	11	-	-	-
Chat	-	-	-	-	-	-	-	-
Coffee	*	*	*	*	*	*	*	*
Hops / 'Gesho'	302	*	*	*	11	-	-	-
Enset	-	-	-	-	-	-	-	-
Sugar cane	-	-	-	-	-	-	-	-
Other permanent	6,496	416	-	6,331	403	-	-	-

(Table 1.1.3 cont'd.)

Crop type	UREA			UREA + DAP			INDIGENOUS SEED		
	Holder	Hectare	Quintal	Holder	Hectare	Quintal	Holder	Hectare	Quintal
All	35,881	7,449	4,498	101,222	41,890	66,222	173,000	91,181	135,447
Cereals	32,498	7,206	4,332	100,370	39,104	62,885	165,090	72,185	119,758
Teff	10,636	*	*	18,887	3,083	3,633	43,917	7,759	5,293
Barley	10,444	1,497	994	76,112	12,828	21,706	145,009	27,759	54,312
Wheat	8,611	1,114	762	90,246	20,848	35,041	127,886	27,840	54,055
Maize	6,296	394	240	11,713	668	800	44,998	2,447	2,131
Sorghum	*	*	*	2,141	302	257	16,160	2,258	1,280
Finger millet	11,827	1,744	774	7,776	1,334	1,430	28,368	4,021	2,487
Oats / 'Aja'	-	-	-	*	*	-	*	*	*
Rice	-	-	-	-	-	-	-	-	-
Masho	-	-	-	*	*	*	*	*	*
Pulses	4,068	165	99	17,195	1,201	1,611	94,233	10,118	15,049
Horse / Faba beans	2,952	121	74	10,936	528	654	56,885	2,338	5,033
Field Peas	*	*	*	5,980	*	632	25,448	1,878	3,343
Haricot beans	-	-	-	-	-	-	*	*	*
white	-	-	-	-	-	-	-	-	-
Haricot beans red	-	-	-	-	-	-	-	-	-
Chick peas	-	-	-	-	-	-	9,081	1,298	*
Lentils	*	*	*	*	*	*	10,006	1,282	*
Vetch / Grass peas	-	-	-	-	-	-	20,780	3,241	3,992
Soya beans	-	-	-	-	-	-	-	-	-
Fenugreek	*	*	*	-	-	-	7,142	69	70
Gibto	-	-	-	-	-	-	-	-	-
Oilseeds	*	*	*	*	*	*	15,638	351	640
Neug	-	-	-	-	-	-	*	*	*
Linseed	*	*	*	*	*	*	12,026	307	607
Groundnuts	-	-	-	-	-	-	-	-	-
Safflower	-	-	-	*	*	*	*	*	*
Sesame	-	-	-	-	-	-	-	-	-
Rapeseed	*	*	*	-	-	-	*	*	*
Vegetables	1,718	44	37	*	*	*	15,900	327	-
Lettuce	-	-	-	-	-	-	1,143	*	-
Head cabbage	-	-	-	*	*	*	*	*	-
Ethiopian cabbage	*	*	*	-	-	-	*	*	-
Tomatoes	*	*	*	*	*	*	5,047	169	-
Green peppers	*	*	*	*	*	*	5,689	63	-
Red peppers	*	*	*	*	*	*	4,809	*	-
Swiss chard	-	-	-	-	-	-	*	*	-
Root crops	*	*	*	3,779	*	*	16,457	77	-
Beetroot	-	-	-	-	-	-	-	-	-
Carrot	-	-	-	-	-	-	*	*	-
Onion	*	*	*	*	*	*	8,299	22	-
Potatoes	-	-	-	*	*	*	3,918	*	-
Yam	-	-	-	-	-	-	-	-	-
Garlic	*	*	*	1,963	*	*	8,797	18	-
Taro 'Godere'	-	-	-	-	-	-	-	-	-
Sweet potatoes	-	-	-	-	-	-	-	-	-
Other Temporary	*	*	*	*	*	*	12,420	*	-
Permanent crops	-	-	-	-	-	-	8,480	*	-
Avocado	-	-	-	-	-	-	*	*	-
Bananas	-	-	-	-	-	-	*	*	-
Guava	-	-	-	-	-	-	7,346	*	-
Lemons	-	-	-	-	-	-	*	*	-
Mangoes	-	-	-	-	-	-	*	*	-
Oranges	-	-	-	-	-	-	1,674	*	-
Papayas	-	-	-	-	-	-	*	*	-
Pineapples	-	-	-	-	-	-	-	-	-
Stimulant	-	-	-	-	-	-	38,109	*	-
Chat	-	-	-	-	-	-	-	-	-
Coffee	-	-	-	-	-	-	*	*	-
Hops / 'Gesho'	-	-	-	-	-	-	37,820	*	-
Enset	-	-	-	-	-	-	-	-	-
Sugar cane	-	-	-	-	-	-	-	-	-
Other permanent	-	-	-	-	-	-	84,776	5,803	-

(Table 1.1.3 Cont'd.)

East Tigray

Crop type	IMPROVED SEED			PESTICIDE		IRRIGATION		EXTENSION PACKAGE	
	Holder	Hectare	Quintal	Holder	Hectare	Holder	Hectare	Holder	Hectare
All	28,381	4,842	9,898	19,810	5,981	27,111	2,330	111,936	51,391
Cereals	24,843	4,801	9,881	18,347	5,480	9,461	1,679	108,053	46,978
Teff	*	*	*	*	*	*	*	29,648	5,387
Barley	*	*	*	11,124	*	*	*	83,434	16,018
Wheat	23,968	4,686	9,637	13,268	*	*	1,004	87,152	22,366
Maize	*	*	*	*	*	*	*	23,476	1,170
Sorghum	-	-	-	*	*	*	*	3,983	*
Finger millet	*	*	-	*	*	*	*	7,925	1,403
Oats / 'Aja'	-	-	-	-	-	-	-	*	*
Rice	-	-	-	-	-	-	-	-	-
Masho	-	-	-	-	-	-	-	*	*
Pulses	*	*	*	*	*	1,794	*	29,354	2,414
Horse / Faba beans	*	*	*	*	*	*	*	13,364	478
Field Peas	-	-	-	*	*	-	-	10,635	*
Haricot beans white	-	-	-	-	-	-	-	-	-
Haricot beans red	-	-	-	-	-	-	-	-	-
Chick peas	-	-	-	-	-	*	*	*	*
Lentils	-	-	-	*	*	-	-	*	*
Vetch / Grass peas	-	-	-	-	-	*	*	3,465	*
Soya beans	-	-	-	-	-	-	-	-	-
Fenugreek	-	-	-	*	*	*	*	*	*
Gibto	-	-	-	-	-	-	-	-	-
Oilseeds	-	-	-	-	-	-	-	2,130	59
Neug	-	-	-	-	-	-	-	*	*
Linseed	-	-	-	-	-	-	-	*	*
Groundnuts	-	-	-	-	-	-	-	-	-
Safflower	-	-	-	-	-	-	-	-	-
Sesame	-	-	-	-	-	-	-	-	-
Rapeseed	-	-	-	-	-	-	-	*	*
Vegetables	*	*	-	*	*	9,065	256	7,299	301
Lettuce	*	*	-	-	-	*	*	*	*
Head cabbage	-	-	-	-	-	*	*	*	*
Ethiopian cabbage	-	-	-	-	-	-	-	-	-
Tomatoes	*	*	-	-	-	3,589	112	2,076	*
Green peppers	-	-	-	*	*	3,626	*	2,688	*
Red peppers	-	-	-	*	*	*	*	*	*
Swiss chard	*	*	-	-	-	*	*	*	*
Root crops	1,155	*	-	*	*	5,759	37	5,766	37
Beetroot	-	-	-	-	-	-	-	-	-
Carrot	-	-	-	-	-	-	-	-	-
Onion	*	*	-	*	*	3,157	10	*	12
Potatoes	-	-	-	-	-	1,763	*	1,499	*
Yam	-	-	-	-	-	-	-	-	-
Garlic	*	*	-	*	*	2,545	*	*	5
Taro 'Godere'	-	-	-	-	-	-	-	-	-
Sweet potatoes	-	-	-	-	-	-	-	-	-
Other Temporary	-	-	-	*	*	*	*	4,758	*
Permanent crops	-	-	-	-	-	5,596	*	6,598	*
Avocado	-	-	-	-	-	-	-	-	-
Bananas	-	-	-	-	-	*	*	*	*
Guava	-	-	-	-	-	5,021	*	6,309	*
Lemons	-	-	-	-	-	*	*	*	*
Mangoes	-	-	-	-	-	*	*	*	*
Oranges	-	-	-	-	-	1,407	*	*	*
Papayas	-	-	-	-	-	*	*	*	*
Pineapples	-	-	-	-	-	-	-	-	-
Stimulant	*	*	-	*	*	12,036	48	12,540	144
Chat	-	-	-	-	-	-	-	-	-
Coffee	*	*	-	-	-	*	*	*	*
Hops / 'Gesho'	-	-	-	*	*	11,746	46	12,250	143
Enset	-	-	-	-	-	-	-	-	-
Sugar cane	-	-	-	-	-	-	-	-	-
Other permanent	-	-	-	*	*	*	*	10,839	*

Table1.1.4 Number of Holders, Inputs Applied Area and Quantity of Inputs used

South Tigray

Crop type	All Crop Area	All Fertilizers		Natural		DAP		
		Hectare	Quintal	Holder	Hectare	Holder	Hectare	Quintal
All	213,524	109,775	103,525	78,643	15,474	36,082	12,946	11,366
Cereals	189,361	105,659	100,164	59,325	14,009	31,712	11,833	10,466
Teff	52,572	21,582	16,025	10,515	2,764	7,955	2,032	1,466
Barley	46,652	30,082	30,429	25,629	3,728	14,008	4,123	3,415
Wheat	49,935	37,125	43,222	13,486	2,374	15,892	4,202	4,202
Maize	9,620	7,548	5,181	32,803	2,585	4,663	*	*
Sorghum	28,997	8,375	4,794	6,181	2,558	*	*	*
Finger millet	*	*	*	-	-	-	-	-
Oats / 'Aja'	*	*	*	-	-	-	-	-
Rice	-	-	-	-	-	-	-	-
Masho	*	*	*	-	-	-	-	-
Pulses	17,690	2,517	1,618	14,353	829	5,734	971	765
Horse / Faba beans	3,743	1,140	880	10,060	378	*	*	*
Field Peas	3,034	508	237	*	*	*	*	*
Haricot beans white	*	*	*	-	-	-	-	-
Haricot beans red	-	-	-	-	-	-	-	-
Chick peas	1,978	*	*	*	*	*	*	*
Lentils	4,997	544	340	*	*	*	*	*
Vetch / Grass peas	3,160	-	-	-	-	-	-	-
Soya beans	-	-	-	-	-	-	-	-
Fenugreek	*	*	*	1,930	*	-	-	-
Gibto	-	-	-	-	-	-	-	-
Oilseeds	2,785	*	*	*	*	*	*	*
Neug	*	*	*	*	*	-	-	-
Linseed	2,106	*	*	*	*	*	*	*
Groundnuts	*	-	-	-	-	-	-	-
Safflower	*	*	*	*	*	*	*	*
Sesame	*	-	-	-	-	-	-	-
Rapeseed	-	-	-	-	-	-	-	-
Vegetables	411	278	*	5,822	54	*	*	*
Lettuce	*	*	-	*	*	-	-	-
Head cabbage	42	33	*	*	*	*	*	*
Ethiopian cabbage	*	*	*	-	-	-	-	-
Tomatoes	*	*	*	2,232	*	*	*	*
Green peppers	102	*	*	2,465	*	-	-	-
Red peppers	*	*	*	*	*	*	*	*
Swiss chard	*	*	*	*	*	-	-	-
Root crops	755	496	821	11,600	99	*	*	*
Beetroot	-	-	-	-	-	-	-	-
Carrot	*	*	*	-	-	-	-	-
Onion	*	*	*	*	*	-	-	-
Potatoes	*	*	*	4,894	*	*	*	*
Yam	-	-	-	-	-	-	-	-
Garlic	217	164	*	7,363	*	1,083	*	*
Taro 'Godere'	-	-	-	-	-	-	-	-
Sweet potatoes	*	*	-	*	*	-	-	-
Other Temporary	*	*	*	8,393	*	-	-	-
Permanent crops	157	24		2,804	14			
Avocado	-	-	-	-	-	-	-	-
Bananas	*	*	*	*	*	-	-	-
Guava	65	18		1,919	*			
Lemons	15	*	*	*	*			
Mangoes	*	*	*	-	-			
Oranges	*	*	*	*	*			
Papayas	*	*	*	1,194	*			
Pineapples	-	-	-	-	-			
Stimulant	*	*	*	10,412	*			
Chat	*	*	*	*	*			
Coffee	49	*	*	1,356	*			
Hops / 'Geshe'	345	153		8,755	*			
Enset	*	-	-	-	-			
Sugar cane	*	-	-	-	-			
Other permanent	461	38		3,743	35			

(Table 1.1.4 cont'd.)

Crop type	UREA			UREA + DAP			INDIGENOUS SEED		
	Holder	Hectare	Quintal	Holder	Hectare	Quintal	Holder	Hectare	Quintal
All	32,139	9,204	5,403	115,557	72,151	86,757	213,050	204,624	201,608
Cereals	30,708	9,059	5,277	114,995	70,759	84,421	207,369	181,116	181,103
Teff	7,760	2,184	1,093	43,527	14,603	13,465	114,881	50,168	19,123
Barley	10,973	2,369	1,589	64,981	19,863	25,425	146,171	46,471	77,198
Wheat	12,208	2,978	1,895	80,797	27,570	37,126	127,556	45,039	73,299
Maize	8,556	701	347	25,040	3,465	4,152	87,962	9,048	4,391
Sorghum	*	*	*	10,115	4,419	3,809	55,431	28,804	6,340
Finger millet	-	-	-	*	*	*	*	*	*
Oats / 'Aja'	*	*	*	*	*	*	*	*	*
Rice	-	-	-	-	-	-	-	-	-
Masho	-	-	-	*	*	*	*	*	*
Pulses	*	*	*	7,865	716	853	89,425	17,595	19,577
Horse / Faba beans	-	-	-	5,101	393	527	36,737	3,682	5,221
Field Peas	-	-	-	*	*	*	19,599	2,999	3,172
Haricot beans white	-	-	-	*	*	*	*	*	*
Haricot beans red	-	-	-	-	-	-	-	-	-
Chick peas	-	-	-	-	-	-	12,804	1,978	1,992
Lentils	-	-	-	*	*	*	25,920	4,997	5,564
Vetch / Grass peas	-	-	-	-	-	-	15,409	3,160	3,208
Soya beans	-	-	-	-	-	-	-	-	-
Fenugreek	*	*	*	*	*	*	7,931	*	69
Gibto	-	-	-	-	-	-	-	-	-
Oilseeds	*	*	*	*	*	*	27,720	2,785	928
Neug	-	-	-	*	*	*	2,592	*	*
Linseed	-	-	-	*	*	*	22,315	2,106	701
Groundnuts	-	-	-	-	-	-	*	*	*
Safflower	*	*	*	*	*	*	*	*	*
Sesame	-	-	-	-	-	-	1,425	*	*
Rapeseed	-	-	-	-	-	-	-	-	-
Vegetables	*	*	*	3,970	*	*	18,256	396	-
Lettuce	-	-	-	-	-	-	*	*	*
Head cabbage	*	*	*	*	*	*	3,194	42	-
Ethiopian cabbage	*	*	*	-	-	-	1,209	*	-
Tomatoes	-	-	-	*	*	*	4,951	*	-
Green peppers	-	-	-	*	*	*	7,148	102	-
Red peppers	-	-	-	*	*	*	4,248	*	-
Swiss chard	*	*	*	*	*	*	*	*	-
Root crops	3,216	38	32	8,844	314	742	35,569	717	-
Beetroot	-	-	-	-	-	-	-	-	-
Carrot	*	*	*	*	*	*	*	*	-
Onion	*	*	*	*	*	*	5,362	*	-
Potatoes	-	-	-	*	*	*	8,226	*	-
Yam	-	-	-	-	-	-	-	-	-
Garlic	2,687	*	*	6,087	106	*	24,542	217	-
Taro 'Godere'	-	-	-	-	-	-	-	-	-
Sweet potatoes	-	-	-	-	-	-	*	*	-
Other Temporary	*	*	*	1,903	*	*	23,476	*	-
Permanent crops							10,480	83	
Avocado							-	-	
Bananas							*	*	
Guava							5,738	48	
Lemons							1,933	*	
Mangoes							*	*	
Oranges							*	*	
Papayas							2,740	*	
Pineapples							-	-	
Stimulant							37,244	*	
Chat							*	*	
Coffee							5,673	*	
Hops / 'Geshe'							32,107	338	
Enset							-	-	
Sugar cane							*	*	
Other permanent							18,988	459	

(Table 1.1.4 Cont'd.)

Crop type	IMPROVED SEED			PESTICIDE		IRRIGATION		EXTENSION PACKAGE	
	Holder	Hectare	Quintal	Holder	Hectare	Holder	Hectare	Holder	Hectare
All	29,992	7,977	12,023	16,228	8,277	49,941	7,602	92,615	61,189
Cereals	27,004	7,780	11,815	13,667	7,789	26,105	5,753	89,372	57,320
Teff	*	*	*	7,858	4,095	6,844	1,680	36,202	13,962
Barley	*	*	*	*	949	3,843	610	50,640	15,978
Wheat	18,795	4,873	10,548	6,413	1,872	9,320	1,502	59,647	19,680
Maize	*	*	*	1,106	*	10,436	*	20,241	3,052
Sorghum	-	-	-	*	*	*	*	*	*
Finger millet	-	-	-	-	-	-	-	*	*
Oats / 'Aja'	-	-	-	-	-	-	-	*	*
Rice	-	-	-	-	-	-	-	-	-
Masho	-	-	-	-	-	-	-	-	-
Pulses	*	*	*	*	*	*	*	17,626	2,855
Horse / Faba beans	*	*	*	-	-	*	*	6,718	593
Field Peas	*	*	*	*	*	*	*	*	*
Haricot beans white	-	-	-	*	*	-	-	*	*
Haricot beans red	-	-	-	-	-	-	-	*	*
Chick peas	-	-	-	-	-	*	*	*	*
Lentils	-	-	-	-	-	-	-	6,405	857
Vetch / Grass peas	-	-	-	-	-	-	-	*	477
Soya beans	-	-	-	-	-	-	-	-	-
Fenugreek	-	-	-	-	-	*	*	*	*
Gibto	-	-	-	-	-	-	-	-	-
Oilseeds	-	-	-	-	-	-	-	*	*
Neug	-	-	-	-	-	-	-	*	*
Linseed	-	-	-	-	-	-	-	*	*
Groundnuts	-	-	-	-	-	-	-	-	-
Safflower	-	-	-	-	-	-	-	*	*
Sesame	-	-	-	-	-	-	-	-	-
Rapeseed	-	-	-	-	-	-	-	-	-
Vegetables	*	*	-	-	-	12,248	308	7,963	258
Lettuce	*	*	-	-	-	1,904	*	*	*
Head cabbage	-	-	-	-	-	2,396	*	*	*
Ethiopian cabbage	-	-	-	-	-	*	*	-	-
Tomatoes	*	*	-	-	-	3,870	*	*	*
Green peppers	-	-	-	-	-	3,929	31	2,269	20
Red peppers	-	-	-	-	-	*	*	*	*
Swiss chard	*	*	-	-	-	*	*	*	*
Root crops	*	*	-	*	*	13,325	327	11,147	443
Beetroot	-	-	-	-	-	-	-	-	-
Carrot	*	*	-	-	-	*	*	*	*
Onion	*	*	-	*	*	3,330	*	2,774	*
Potatoes	-	-	-	-	-	*	*	*	*
Yam	-	-	-	-	-	-	-	-	-
Garlic	-	-	-	*	*	8,609	99	6,121	115
Taro 'Godere'	-	-	-	-	-	-	-	-	-
Sweet potatoes	-	-	-	-	-	*	*	*	*
Other Temporary	*	*	-	*	*	3,523	*	*	*
Permanent crops	-	-	-	-	-	7,600	100	2,541	51
Avocado	-	-	-	-	-	-	-	-	-
Bananas	-	-	-	-	-	2,429	*	*	*
Guava	-	-	-	-	-	4,838	62	2,291	*
Lemons	-	-	-	-	-	2,230	10	*	*
Mangoes	-	-	-	-	-	1,177	*	*	*
Oranges	-	-	-	-	-	*	*	*	*
Papayas	-	-	-	-	-	*	*	*	*
Pineapples	-	-	-	-	-	-	-	-	-
Stimulant	*	*	-	*	*	20,699	*	6,867	169
Chat	-	-	-	*	*	*	*	*	*
Coffee	*	*	-	*	*	4,342	*	1,101	*
Hops / 'Gesho'	-	-	-	*	*	16,693	183	6,617	127
Enset	-	-	-	-	-	*	*	-	-
Sugar cane	-	-	-	-	-	*	*	-	-
Other permanent	-	-	-	*	*	*	*	*	*

Table 1.1.5 Number of Holders, Inputs Applied Area and Quantity of Inputs used

Crop type	Western Tigray								
	All Crop Area	All Fertilizers		Natural		DAP			
		Hectare	Quintal	Holder	Hectare	Holder	Hectare	Quintal	
All	180,508	65,059	39,422	71,899	17,536	11,934	10,165	5,528	
Cereals	105,106	45,806	31,115	66,297	12,052	9,453	6,725	3,764	
Teff	6,021	4,930	6,291	1,989	281	1,388	427	344	
Barley	*	*	*	*	*	*	*	*	
Wheat	1,462	*	*	2,534	*	-	-	-	
Maize	5,600	4,365	402	63,240	3,807	1,803	146	63	
Sorghum	80,494	29,844	17,017	17,100	6,090	6,509	5,065	2,511	
Finger millet	9,821	3,890	2,612	4,765	910	3,434	*	663	
Oats / 'Aja'	-	-	-	-	-	-	-	-	
Rice	*	*	*	*	*	*	*	*	
Masho	-	-	-	-	-	-	-	-	
Pulses	1,501	947	*	9,442	852	*	*	*	
Horse / Faba beans	866	535	*	8,413	491	*	*	*	
Field Peas	*	*	*	*	*	*	*	*	
Haricot beans white	*	*	*	*	*	*	*	*	
Haricot beans red	-	-	-	-	-	-	-	-	
Chick peas	*	*	*	*	*	*	*	*	
Lentils	*	*	*	*	*	*	*	*	
Vetch / Grass peas	-	-	-	-	-	-	-	-	
Soya beans	-	-	-	-	-	-	-	-	
Fenugreek	-	-	-	-	-	-	-	-	
Gibto	*	-	-	-	-	-	-	-	
Oilseeds	72,674	17,803	7,941	7,554	4,304	4,227	3,378	1,722	
Neug	1,919	*	-	*	*	-	-	-	
Linseed	114	*	-	*	*	-	-	-	
Groundnuts	-	-	-	-	-	-	-	-	
Safflower	-	-	-	-	-	-	-	-	
Sesame	70,631	17,597	7,941	6,081	4,099	4,227	3,378	1,722	
Rapeseed	*	-	-	-	-	-	-	-	
Vegetables	573	362	*	19,440	217	1,068	*	*	
Lettuce	-	-	-	-	-	-	-	-	
Head cabbage	*	*	*	-	-	-	-	-	
Ethiopian cabbage	-	-	-	-	-	-	-	-	
Tomatoes	*	*	*	*	*	-	-	-	
Green peppers	*	*	*	*	*	*	*	*	
Red peppers	396	256	53	17,545	192	1,068	*	*	
Swiss chard	*	*	*	-	-	-	-	-	
Root crops	87	71	*	10,329	59	-	-	-	
Beetroot	-	-	-	-	-	-	-	-	
Carrot	-	-	-	-	-	-	-	-	
Onion	*	*	*	*	*	-	-	-	
Potatoes	*	*	-	*	*	-	-	-	
Yam	-	-	-	-	-	-	-	-	
Garlic	67	*	-	9,953	*	-	-	-	
Taro 'Godere'	-	-	-	-	-	-	-	-	
Sweet potatoes	*	-	-	-	-	-	-	-	
Other Temporary	*	*	-	*	*	-	-	-	
Permanent crops	*	*	*	*	*	-	-	-	
Avocado	-	-	-	-	-	-	-	-	
Bananas	*	*	*	*	*	-	-	-	
Guava	*	*	*	*	*	-	-	-	
Lemons	*	*	*	*	*	-	-	-	
Mangoes	*	*	*	*	*	-	-	-	
Oranges	*	*	*	*	*	-	-	-	
Papayas	*	*	*	*	*	-	-	-	
Pineapples	-	-	-	-	-	-	-	-	
Stimulant	159	*	-	4,323	*	-	-	-	
Chat	-	-	-	-	-	-	-	-	
Coffee	*	*	*	*	*	-	-	-	
Hops / 'Gesho'	147	*	-	4,323	*	-	-	-	
Enset	-	-	-	-	-	-	-	-	
Sugar cane	*	-	-	-	-	-	-	-	
Other permanent	*	*	*	*	*	-	-	-	

(Table 1.1.5 cont'd.)

Crop type	UREA			UREA + DAP			INDIGENOUS SEED		
	Holder	Hectare	Quintal	Holder	Hectare	Quintal	Holder	Hectare	Quintal
All	6,300	2,840	1,475	33,036	34,518	32,420	111,533	179,808	39,868
Cereals	4,749	1,822	1,043	29,527	25,207	26,308	105,535	104,853	31,008
Teff	*	*	*	10,873	4,077	5,842	18,307	6,021	2,301
Barley	-	-	-	*	*	*	8,708	*	*
Wheat	-	-	-	2,458	*	*	6,073	1,462	*
Maize	1,746	95	77	3,185	317	262	83,837	5,535	1,997
Sorghum	2,373	1,282	756	12,991	17,407	13,751	88,575	80,307	14,999
Finger millet	1,027	*	105	5,130	1,657	1,843	33,684	9,821	3,102
Oats / 'Aja'	-	-	-	-	-	-	-	-	-
Rice	-	-	-	*	*	*	*	*	*
Masho	-	-	-	-	-	-	-	-	-
Pulses	*	*	*	*	*	*	16,653	1,472	608
Horse / Faba beans	*	*	*	*	*	*	13,076	837	518
Field Peas	-	-	-	-	-	-	788	*	*
Haricot beans	-	-	-	-	-	-	1,356	*	*
white	-	-	-	-	-	-	-	-	-
Haricot beans red	-	-	-	-	-	-	-	-	-
Chick peas	*	*	*	-	-	-	*	*	*
Lentils	-	-	-	-	-	-	*	*	*
Vetch / Grass peas	-	-	-	-	-	-	-	-	-
Soya beans	-	-	-	-	-	-	-	-	-
Fenugreek	-	-	-	-	-	-	-	-	-
Gibto	-	-	-	-	-	-	*	*	*
Oilseeds	*	*	*	7,052	9,134	5,811	80,316	72,321	8,253
Neug	-	-	-	-	-	-	10,870	1,919	397
Linseed	-	-	-	-	-	-	2,058	114	24
Groundnuts	-	-	-	-	-	-	-	-	-
Safflower	-	-	-	-	-	-	-	-	-
Sesame	*	*	*	7,052	9,134	5,811	74,199	70,278	7,830
Rapeseed	-	-	-	-	-	-	*	*	*
Vegetables	*	*	*	*	*	*	28,735	518	-
Lettuce	-	-	-	-	-	-	-	-	-
Head cabbage	-	-	-	*	*	*	*	*	-
Ethiopian cabbage	-	-	-	-	-	-	-	-	-
Tomatoes	-	-	-	*	*	*	*	*	-
Green peppers	-	-	-	*	*	*	*	*	-
Red peppers	*	*	*	1,007	*	*	26,401	395	-
Swiss chard	-	-	-	*	*	*	*	*	-
Root crops	-	-	-	-	-	-	13,084	87	-
Beetroot	-	-	-	-	-	-	-	-	-
Carrot	-	-	-	-	-	-	-	-	-
Onion	-	-	-	*	*	*	*	*	-
Potatoes	-	-	-	-	-	-	-	-	-
Yam	-	-	-	-	-	-	-	-	-
Garlic	-	-	-	-	-	-	12,406	67	-
Taro 'Godere'	-	-	-	-	-	-	-	-	-
Sweet potatoes	-	-	-	-	-	-	*	*	-
Other Temporary	-	-	-	-	-	-	3,375	*	-
Permanent crops	-	-	-	-	-	-	6,418	*	-
Avocado	-	-	-	-	-	-	-	-	-
Bananas	-	-	-	-	-	-	1,370	*	-
Guava	-	-	-	-	-	-	*	*	-
Lemons	-	-	-	-	-	-	3,542	*	-
Mangoes	-	-	-	-	-	-	635	*	-
Oranges	-	-	-	-	-	-	*	*	-
Papayas	-	-	-	-	-	-	1,369	*	-
Pineapples	-	-	-	-	-	-	-	-	-
Stimulant	-	-	-	-	-	-	15,455	153	-
Chat	-	-	-	-	-	-	-	-	-
Coffee	-	-	-	-	-	-	*	*	-
Hops / 'Gesho'	-	-	-	-	-	-	15,282	143	-
Enset	-	-	-	-	-	-	-	-	-
Sugar cane	-	-	-	-	-	-	*	*	-
Other permanent	-	-	-	-	-	-	2,427	*	-

(Table 1.1.5 Cont'd.)

Western Tigray

Crop type	IMPROVED SEED			PESTICIDE		IRRIGATION		EXTENSION PACKAGE	
	Holder	Hectare	Quintal	Holder	Hectare	Holder	Hectare	Holder	Hectare
All	3,877	*	*	35,526	35,667	4,831	*	49,549	53,859
Cereals	2,104	*	*	34,556	33,783	*	*	45,473	40,692
Teff	-	-	-	2,865	845	-	-	11,269	4,018
Barley	-	-	-	-	-	*	*	*	*
Wheat	-	-	-	*	*	-	-	2,458	*
Maize	*	*	*	3,757	*	*	*	9,307	665
Sorghum	768	*	*	30,137	29,958	*	*	27,288	31,073
Finger millet	-	-	-	7,954	2,446	*	*	10,641	3,156
Oats / 'Aja'	-	-	-	-	-	-	-	-	-
Rice	-	-	-	*	*	-	-	*	*
Masho	-	-	-	-	-	-	-	-	-
Pulses	*	*	*	*	*	-	-	*	*
Horse / Faba beans	*	*	*	*	*	-	-	*	*
Field Peas	-	-	-	-	-	-	-	-	-
Haricot beans white	-	-	-	*	*	-	-	*	*
Haricot beans red	-	-	-	-	-	-	-	-	-
Chick peas	-	-	-	-	-	-	-	*	*
Lentils	-	-	-	-	-	-	-	-	-
Vetch / Grass peas	-	-	-	-	-	-	-	-	-
Soya beans	-	-	-	-	-	-	-	-	-
Fenugreek	-	-	-	-	-	-	-	-	-
Gibto	-	-	-	-	-	-	-	-	-
Oilseeds	*	*	*	1,387	1,777	-	-	11,811	12,887
Neug	-	-	-	-	-	-	-	740	*
Linseed	-	-	-	*	*	-	-	-	-
Groundnuts	-	-	-	-	-	-	-	-	-
Safflower	-	-	-	-	-	-	-	-	-
Sesame	*	*	*	1,213	1,774	-	-	11,071	12,718
Rapeseed	-	-	-	-	-	-	-	-	-
Vegetables	*	*	-	620	*	1,502	*	2,317	*
Lettuce	-	-	-	-	-	-	-	-	-
Head cabbage	-	-	-	-	-	*	*	*	*
Ethiopian cabbage	-	-	-	-	-	-	-	-	-
Tomatoes	*	*	-	*	*	*	*	*	*
Green peppers	-	-	-	-	-	-	-	*	*
Red peppers	*	*	-	*	*	1,182	*	1,839	*
Swiss chard	-	-	-	-	-	*	*	*	*
Root crops	-	-	-	-	-	*	*	*	*
Beetroot	-	-	-	-	-	-	-	-	-
Carrot	-	-	-	-	-	-	-	-	-
Onion	-	-	-	-	-	*	*	*	*
Potatoes	-	-	-	-	-	-	-	-	-
Yam	-	-	-	-	-	-	-	-	-
Garlic	-	-	-	-	-	*	*	-	-
Taro 'Godere'	-	-	-	-	-	-	-	-	-
Sweet potatoes	-	-	-	-	-	-	-	-	-
Other Temporary	-	-	-	-	-	-	-	-	-
Permanent crops	-	-	-	-	-	1,568	*	*	*
Avocado	-	-	-	-	-	-	-	-	-
Bananas	-	-	-	-	-	852	*	-	-
Guava	-	-	-	-	-	*	*	-	-
Lemons	-	-	-	-	-	*	*	*	*
Mangoes	-	-	-	-	-	*	*	*	*
Oranges	-	-	-	-	-	*	*	*	*
Papayas	-	-	-	-	-	*	*	*	*
Pineapples	-	-	-	-	-	-	-	-	-
Stimulant	*	*	-	-	-	*	*	*	*
Chat	-	-	-	-	-	-	-	-	-
Coffee	*	*	-	-	-	-	-	*	*
Hops / 'Gesho'	-	-	-	-	-	*	*	*	*
Enset	-	-	-	-	-	-	-	-	-
Sugar cane	-	-	-	-	-	-	-	-	-
Other permanent	-	-	-	-	-	-	-	*	*

Table 1.2 Number of Holders, Inputs Applied Area and Quantity of Inputs used

Afar Region

Crop type	All Crop Area	All Fertilizers		Natural		DAP		
		Hectare	Quintal	Holder	Hectare	Holder	Hectare	Quintal
All	7,273	*	*	*	*	*	*	*
Cereals	6,644	*	*	*	*	*	*	*
Teff	*	*	*	*	*	*	*	*
Barley	-	-	-	-	-	-	-	-
Wheat	-	-	-	-	-	-	-	-
Maize	4,724	*	-	*	*	-	-	-
Sorghum	*	*	-	*	*	-	-	-
Finger millet	-	-	-	-	-	-	-	-
Oats / 'Aja'	-	-	-	-	-	-	-	-
Rice	-	-	-	-	-	-	-	-
Masho	*	-	-	-	-	-	-	-
Pulses	*	-	-	-	-	-	-	-
Horse / Faba beans	-	-	-	-	-	-	-	-
Field Peas	-	-	-	-	-	-	-	-
Haricot beans white	*	-	-	-	-	-	-	-
Haricot beans red	-	-	-	-	-	-	-	-
Chick peas	-	-	-	-	-	-	-	-
Lentils	-	-	-	-	-	-	-	-
Vetch / Grass peas	-	-	-	-	-	-	-	-
Soya beans	-	-	-	-	-	-	-	-
Fenugreek	-	-	-	-	-	-	-	-
Gibto	-	-	-	-	-	-	-	-
Oilseeds	*	-	-	-	-	-	-	-
Neug	-	-	-	-	-	-	-	-
Linseed	-	-	-	-	-	-	-	-
Groundnuts	-	-	-	-	-	-	-	-
Safflower	-	-	-	-	-	-	-	-
Sesame	*	-	-	-	-	-	-	-
Rapeseed	-	-	-	-	-	-	-	-
Vegetables	41	*	-	*	*	-	-	-
Lettuce	-	-	-	-	-	-	-	-
Head cabbage	-	-	-	-	-	-	-	-
Ethiopian cabbage	-	-	-	-	-	-	-	-
Tomatoes	*	-	-	-	-	-	-	-
Green peppers	*	*	-	*	*	-	-	-
Red peppers	*	-	-	-	-	-	-	-
Swiss chard	-	-	-	-	-	-	-	-
Root crops	*	-	-	-	-	-	-	-
Beetroot	-	-	-	-	-	-	-	-
Carrot	-	-	-	-	-	-	-	-
Onion	*	-	-	-	-	-	-	-
Potatoes	-	-	-	-	-	-	-	-
Yam	-	-	-	-	-	-	-	-
Garlic	-	-	-	-	-	-	-	-
Taro 'Godere'	-	-	-	-	-	-	-	-
Sweet potatoes	*	-	-	-	-	-	-	-
Other Temporary	*	-	-	-	-	-	-	-
Permanent crops	*	-	-	-	-	-	-	-
Avocado	-	-	-	-	-	-	-	-
Bananas	*	-	-	-	-	-	-	-
Guava	*	-	-	-	-	-	-	-
Lemons	*	-	-	-	-	-	-	-
Mangoes	*	-	-	-	-	-	-	-
Oranges	-	-	-	-	-	-	-	-
Papayas	*	-	-	-	-	-	-	-
Pineapples	-	-	-	-	-	-	-	-
Stimulant	-	-	-	-	-	-	-	-
Chat	-	-	-	-	-	-	-	-
Coffee	-	-	-	-	-	-	-	-
Hops / 'Geshe'	-	-	-	-	-	-	-	-
Enset	-	-	-	-	-	-	-	-
Sugar cane	-	-	-	-	-	-	-	-
Other permanent	*	*	-	*	*	-	-	-

(Table 1.2 cont'd.)

Afar Region

Crop type	UREA			UREA + DAP			INDIGENOUS SEED		
	Holder	Hectare	Quintal	Holder	Hectare	Quintal	Holder	Hectare	Quintal
All	-	-	-	-	-	-	15,242	6,601	1,797
Cereals	-	-	-	-	-	-	9,713	6,017	1,791
Teff	-	-	-	-	-	-	*	*	*
Barley	-	-	-	-	-	-	-	-	-
Wheat	-	-	-	-	-	-	-	-	-
Maize	-	-	-	-	-	-	6,249	4,097	1,247
Sorghum	-	-	-	-	-	-	2,540	*	*
Finger millet	-	-	-	-	-	-	-	-	-
Oats / 'Aja'	-	-	-	-	-	-	-	-	-
Rice	-	-	-	-	-	-	-	-	-
Masho	-	-	-	-	-	-	*	*	-
Pulses	-	-	-	-	-	-	227	*	*
Horse / Faba beans	-	-	-	-	-	-	-	-	-
Field Peas	-	-	-	-	-	-	-	-	-
Haricot beans	-	-	-	-	-	-	227	*	*
white	-	-	-	-	-	-	-	-	-
Haricot beans red	-	-	-	-	-	-	-	-	-
Chick peas	-	-	-	-	-	-	-	-	-
Lentils	-	-	-	-	-	-	-	-	-
Vetch / Grass peas	-	-	-	-	-	-	-	-	-
Soya beans	-	-	-	-	-	-	-	-	-
Fenugreek	-	-	-	-	-	-	-	-	-
Gibto	-	-	-	-	-	-	-	-	-
Oilseeds	-	-	-	-	-	-	*	*	*
Neug	-	-	-	-	-	-	-	-	-
Linseed	-	-	-	-	-	-	-	-	-
Groundnuts	-	-	-	-	-	-	-	-	-
Safflower	-	-	-	-	-	-	-	-	-
Sesame	-	-	-	-	-	-	*	*	*
Rapeseed	-	-	-	-	-	-	-	-	-
Vegetables	-	-	-	-	-	-	1,253	37	-
Lettuce	-	-	-	-	-	-	-	-	-
Head cabbage	-	-	-	-	-	-	-	-	-
Ethiopian cabbage	-	-	-	-	-	-	-	-	-
Tomatoes	-	-	-	-	-	-	*	*	-
Green peppers	-	-	-	-	-	-	*	*	-
Red peppers	-	-	-	-	-	-	537	*	-
Swiss chard	-	-	-	-	-	-	-	-	-
Root crops	-	-	-	-	-	-	*	*	-
Beetroot	-	-	-	-	-	-	-	-	-
Carrot	-	-	-	-	-	-	-	-	-
Onion	-	-	-	-	-	-	*	*	-
Potatoes	-	-	-	-	-	-	-	-	-
Yam	-	-	-	-	-	-	-	-	-
Garlic	-	-	-	-	-	-	-	-	-
Taro 'Godere'	-	-	-	-	-	-	-	-	-
Sweet potatoes	-	-	-	-	-	-	*	*	-
Other Temporary	-	-	-	-	-	-	*	*	-
Permanent crops	-	-	-	-	-	-	678	*	-
Avocado	-	-	-	-	-	-	-	-	-
Bananas	-	-	-	-	-	-	*	*	-
Guava	-	-	-	-	-	-	*	*	-
Lemons	-	-	-	-	-	-	*	*	-
Mangoes	-	-	-	-	-	-	227	*	-
Oranges	-	-	-	-	-	-	-	-	-
Papayas	-	-	-	-	-	-	*	*	-
Pineapples	-	-	-	-	-	-	-	-	-
Stimulant	-	-	-	-	-	-	-	-	-
Chat	-	-	-	-	-	-	-	-	-
Coffee	-	-	-	-	-	-	-	-	-
Hops / 'Gescho'	-	-	-	-	-	-	-	-	-
Enset	-	-	-	-	-	-	-	-	-
Sugar cane	-	-	-	-	-	-	-	-	-
Other permanent	-	-	-	-	-	-	6,186	*	-

(Table 1.2 Cont'd.)

Afar Region

Crop type	IMPROVED SEED			PESTICIDE		IRRIGATION		EXTENSION PACKAGE	
	Holder	Hectare	Quintal	Holder	Hectare	Holder	Hectare	Holder	Hectare
All	1,874	646	338	*	*	12,626	5,252	*	*
Cereals	1,546	627	338	*	*	7,475	4,705	*	*
Teff	-	-	-	*	*	*	*	-	-
Barley	-	-	-	-	-	-	-	-	-
Wheat	-	-	-	-	-	-	-	-	-
Maize	1,546	627	338	*	*	7,245	4,613	*	*
Sorghum	-	-	-	-	-	*	*	-	-
Finger millet	-	-	-	-	-	-	-	-	-
Oats / 'Aja'	-	-	-	-	-	-	-	-	-
Rice	-	-	-	-	-	-	-	-	-
Masho	-	-	-	-	-	-	-	-	-
Pulses	-	-	-	-	-	227	*	-	-
Horse / Faba beans	-	-	-	-	-	-	-	-	-
Field Peas	-	-	-	-	-	-	-	-	-
Haricot beans white	-	-	-	-	-	227	*	-	-
Haricot beans red	-	-	-	-	-	-	-	-	-
Chick peas	-	-	-	-	-	-	-	-	-
Lentils	-	-	-	-	-	-	-	-	-
Vetch / Grass peas	-	-	-	-	-	-	-	-	-
Soya beans	-	-	-	-	-	-	-	-	-
Fenugreek	-	-	-	-	-	-	-	-	-
Gibto	-	-	-	-	-	-	-	-	-
Oilseeds	-	-	-	-	-	*	*	-	-
Neug	-	-	-	-	-	-	-	-	-
Linseed	-	-	-	-	-	-	-	-	-
Groundnuts	-	-	-	-	-	-	-	-	-
Safflower	-	-	-	-	-	-	-	-	-
Sesame	-	-	-	-	-	*	*	-	-
Rapeseed	-	-	-	-	-	-	-	-	-
Vegetables	*	*	-	*	*	1,502	41	*	*
Lettuce	-	-	-	-	-	-	-	-	-
Head cabbage	-	-	-	-	-	-	-	-	-
Ethiopian cabbage	-	-	-	-	-	-	-	-	-
Tomatoes	*	*	-	*	*	592	*	*	*
Green peppers	-	-	-	-	-	*	*	-	-
Red peppers	*	*	-	*	*	704	*	*	*
Swiss chard	-	-	-	-	-	-	-	-	-
Root crops	-	-	-	*	*	*	*	*	*
Beetroot	-	-	-	-	-	-	-	-	-
Carrot	-	-	-	-	-	-	-	-	-
Onion	-	-	-	-	-	*	*	-	-
Potatoes	-	-	-	-	-	-	-	-	-
Yam	-	-	-	-	-	-	-	-	-
Garlic	-	-	-	-	-	-	-	-	-
Taro 'Godere'	-	-	-	-	-	-	-	-	-
Sweet potatoes	-	-	-	*	*	*	*	*	*
Other Temporary	-	-	-	-	-	*	*	*	*
Permanent crops	-	-	-	*	*	771	*	*	*
Avocado	-	-	-	-	-	-	-	-	-
Bananas	-	-	-	-	-	*	*	*	*
Guava	-	-	-	-	-	*	*	*	*
Lemons	-	-	-	-	-	*	*	-	-
Mangoes	-	-	-	*	*	522	*	*	*
Oranges	-	-	-	-	-	-	-	-	-
Papayas	-	-	-	-	-	*	*	*	*
Pineapples	-	-	-	-	-	-	-	-	-
Stimulant	-	-	-	-	-	-	-	-	-
Chat	-	-	-	-	-	-	-	-	-
Coffee	-	-	-	-	-	-	-	-	-
Hops / 'Gesho'	-	-	-	-	-	-	-	-	-
Enset	-	-	-	-	-	-	-	-	-
Sugar cane	-	-	-	-	-	-	-	-	-
Other permanent	-	-	-	-	-	5,630	*	*	*

Table 1.2.1 Number of Holders, Inputs Applied Area and Quantity of Inputs used

Zone 1

Crop type	All Crop Area	All Fertilizers		Natural		DAP		
		Hectare	Quintal	Holder	Hectare	Holder	Hectare	Quintal
All	*	*	-	168	*	-	-	-
Cereals	*	*	-	*	*	-	-	-
Teff	-	-	-	-	-	-	-	-
Barley	-	-	-	-	-	-	-	-
Wheat	-	-	-	-	-	-	-	-
Maize	*	*	-	*	*	-	-	-
Sorghum	*	-	-	-	-	-	-	-
Finger millet	-	-	-	-	-	-	-	-
Oats / 'Aja'	-	-	-	-	-	-	-	-
Rice	-	-	-	-	-	-	-	-
Masho	-	-	-	-	-	-	-	-
Pulses	*	-	-	-	-	-	-	-
Horse / Faba beans	-	-	-	-	-	-	-	-
Field Peas	-	-	-	-	-	-	-	-
Haricot beans white	*	-	-	-	-	-	-	-
Haricot beans red	-	-	-	-	-	-	-	-
Chick peas	-	-	-	-	-	-	-	-
Lentils	-	-	-	-	-	-	-	-
Vetch / Grass peas	-	-	-	-	-	-	-	-
Soya beans	-	-	-	-	-	-	-	-
Fenugreek	-	-	-	-	-	-	-	-
Gibto	-	-	-	-	-	-	-	-
Oilseeds	*	-	-	-	-	-	-	-
Neug	-	-	-	-	-	-	-	-
Linseed	-	-	-	-	-	-	-	-
Groundnuts	-	-	-	-	-	-	-	-
Safflower	-	-	-	-	-	-	-	-
Sesame	*	-	-	-	-	-	-	-
Rapeseed	-	-	-	-	-	-	-	-
Vegetables	41	*	-	*	*	-	-	-
Lettuce	-	-	-	-	-	-	-	-
Head cabbage	-	-	-	-	-	-	-	-
Ethiopian cabbage	-	-	-	-	-	-	-	-
Tomatoes	*	-	-	-	-	-	-	-
Green peppers	*	*	-	*	*	-	-	-
Red peppers	*	-	-	-	-	-	-	-
Swiss chard	-	-	-	-	-	-	-	-
Root crops	*	-	-	-	-	-	-	-
Beetroot	-	-	-	-	-	-	-	-
Carrot	-	-	-	-	-	-	-	-
Onion	*	-	-	-	-	-	-	-
Potatoes	-	-	-	-	-	-	-	-
Yam	-	-	-	-	-	-	-	-
Garlic	-	-	-	-	-	-	-	-
Taro 'Godere'	-	-	-	-	-	-	-	-
Sweet potatoes	*	-	-	-	-	-	-	-
Other Temporary	*	-	-	-	-	-	-	-
Permanent crops	*	-	-	-	-	-	-	-
Avocado	-	-	-	-	-	-	-	-
Bananas	*	-	-	-	-	-	-	-
Guava	*	-	-	-	-	-	-	-
Lemons	*	-	-	-	-	-	-	-
Mangoes	*	-	-	-	-	-	-	-
Oranges	-	-	-	-	-	-	-	-
Papayas	*	-	-	-	-	-	-	-
Pineapples	-	-	-	-	-	-	-	-
Stimulant	-	-	-	-	-	-	-	-
Chat	-	-	-	-	-	-	-	-
Coffee	-	-	-	-	-	-	-	-
Hops / 'Gesho'	-	-	-	-	-	-	-	-
Enset	-	-	-	-	-	-	-	-
Sugar cane	-	-	-	-	-	-	-	-
Other permanent	*	*	-	*	*	-	-	-

(Table 1.2.1cont'd.)

Zone 1

Crop type	UREA			UREA + DAP			INDIGENOUS SEED		
	Holder	Hectare	Quintal	Holder	Hectare	Quintal	Holder	Hectare	Quintal
All	-	-	-	-	-	-	9,322	*	*
Cereals	-	-	-	-	-	-	3,827	*	*
Teff	-	-	-	-	-	-	-	-	-
Barley	-	-	-	-	-	-	-	-	-
Wheat	-	-	-	-	-	-	-	-	-
Maize	-	-	-	-	-	-	3,588	*	*
Sorghum	-	-	-	-	-	-	*	*	*
Finger millet	-	-	-	-	-	-	-	-	-
Oats / 'Aja'	-	-	-	-	-	-	-	-	-
Rice	-	-	-	-	-	-	-	-	-
Masho	-	-	-	-	-	-	-	-	-
Pulses	-	-	-	-	-	-	227	*	*
Horse / Faba beans	-	-	-	-	-	-	-	-	-
Field Peas	-	-	-	-	-	-	-	-	-
Haricot beans	-	-	-	-	-	-	227	*	*
white	-	-	-	-	-	-	-	-	-
Haricot beans red	-	-	-	-	-	-	-	-	-
Chick peas	-	-	-	-	-	-	-	-	-
Lentils	-	-	-	-	-	-	-	-	-
Vetch / Grass peas	-	-	-	-	-	-	-	-	-
Soya beans	-	-	-	-	-	-	-	-	-
Fenugreek	-	-	-	-	-	-	-	-	-
Gibto	-	-	-	-	-	-	-	-	-
Oilseeds	-	-	-	-	-	-	*	*	*
Neug	-	-	-	-	-	-	-	-	-
Linseed	-	-	-	-	-	-	-	-	-
Groundnuts	-	-	-	-	-	-	-	-	-
Safflower	-	-	-	-	-	-	-	-	-
Sesame	-	-	-	-	-	-	*	*	*
Rapeseed	-	-	-	-	-	-	-	-	-
Vegetables	-	-	-	-	-	-	1,253	37	-
Lettuce	-	-	-	-	-	-	-	-	-
Head cabbage	-	-	-	-	-	-	-	-	-
Ethiopian cabbage	-	-	-	-	-	-	-	-	-
Tomatoes	-	-	-	-	-	-	*	*	-
Green peppers	-	-	-	-	-	-	*	*	-
Red peppers	-	-	-	-	-	-	537	*	-
Swiss chard	-	-	-	-	-	-	-	-	-
Root crops	-	-	-	-	-	-	*	*	-
Beetroot	-	-	-	-	-	-	-	-	-
Carrot	-	-	-	-	-	-	-	-	-
Onion	-	-	-	-	-	-	*	*	-
Potatoes	-	-	-	-	-	-	-	-	-
Yam	-	-	-	-	-	-	-	-	-
Garlic	-	-	-	-	-	-	-	-	-
Taro 'Godere'	-	-	-	-	-	-	-	-	-
Sweet potatoes	-	-	-	-	-	-	*	*	-
Other Temporary	-	-	-	-	-	-	*	*	-
Permanent crops	-	-	-	-	-	-	644	*	-
Avocado	-	-	-	-	-	-	-	-	-
Bananas	-	-	-	-	-	-	*	*	-
Guava	-	-	-	-	-	-	*	*	-
Lemons	-	-	-	-	-	-	*	*	-
Mangoes	-	-	-	-	-	-	227	*	-
Oranges	-	-	-	-	-	-	-	-	-
Papayas	-	-	-	-	-	-	*	*	-
Pineapples	-	-	-	-	-	-	-	-	-
Stimulant	-	-	-	-	-	-	-	-	-
Chat	-	-	-	-	-	-	-	-	-
Coffee	-	-	-	-	-	-	-	-	-
Hops / 'Gesho'	-	-	-	-	-	-	-	-	-
Enset	-	-	-	-	-	-	-	-	-
Sugar cane	-	-	-	-	-	-	-	-	-
Other permanent	-	-	-	-	-	-	6,186	*	-

Table 1.2.1 Cont'd.)

Zone 1

Crop type	IMPROVED SEED			PESTICIDE		IRRIGATION		EXTENSION PACKAGE	
	Holder	Hectare	Quintal	Holder	Hectare	Holder	Hectare	Holder	Hectare
All	1,117	*	*	*	*	9,660	*	*	*
Cereals	789	*	*	-	-	4,509	*	-	-
Teff	-	-	-	-	-	-	-	-	-
Barley	-	-	-	-	-	-	-	-	-
Wheat	-	-	-	-	-	-	-	-	-
Maize	789	*	*	-	-	4,310	*	-	-
Sorghum	-	-	-	-	-	*	*	-	-
Finger millet	-	-	-	-	-	-	-	-	-
Oats / 'Aja'	-	-	-	-	-	-	-	-	-
Rice	-	-	-	-	-	-	-	-	-
Masho	-	-	-	-	-	-	-	-	-
Pulses	-	-	-	-	-	227	*	-	-
Horse / Faba beans	-	-	-	-	-	-	-	-	-
Field Peas	-	-	-	-	-	-	-	-	-
Haricot beans white	-	-	-	-	-	227	*	-	-
Haricot beans red	-	-	-	-	-	-	-	-	-
Chick peas	-	-	-	-	-	-	-	-	-
Lentils	-	-	-	-	-	-	-	-	-
Vetch / Grass peas	-	-	-	-	-	-	-	-	-
Soya beans	-	-	-	-	-	-	-	-	-
Fenugreek	-	-	-	-	-	-	-	-	-
Gibto	-	-	-	-	-	-	-	-	-
Oilseeds	-	-	-	-	-	*	*	-	-
Neug	-	-	-	-	-	-	-	-	-
Linseed	-	-	-	-	-	-	-	-	-
Groundnuts	-	-	-	-	-	-	-	-	-
Safflower	-	-	-	-	-	-	-	-	-
Sesame	-	-	-	-	-	*	*	-	-
Rapeseed	-	-	-	-	-	-	-	-	-
Vegetables	*	*	-	*	*	1,502	41	*	*
Lettuce	-	-	-	-	-	-	-	-	-
Head cabbage	-	-	-	-	-	-	-	-	-
Ethiopian cabbage	-	-	-	-	-	-	-	-	-
Tomatoes	*	*	-	*	*	592	*	*	*
Green peppers	-	-	-	-	-	*	*	-	-
Red peppers	*	*	-	*	*	704	*	*	*
Swiss chard	-	-	-	-	-	-	-	-	-
Root crops	-	-	-	*	*	*	*	*	*
Beetroot	-	-	-	-	-	-	-	-	-
Carrot	-	-	-	-	-	-	-	-	-
Onion	-	-	-	-	-	*	*	-	-
Potatoes	-	-	-	-	-	-	-	-	-
Yam	-	-	-	-	-	-	-	-	-
Garlic	-	-	-	-	-	-	-	-	-
Taro 'Godere'	-	-	-	-	-	-	-	-	-
Sweet potatoes	-	-	-	*	*	*	*	*	*
Other Temporary	-	-	-	-	-	*	*	*	*
Permanent crops	-	-	-	*	*	771	*	*	*
Avocado	-	-	-	-	-	-	-	-	-
Bananas	-	-	-	-	-	*	*	*	*
Guava	-	-	-	-	-	*	*	*	*
Lemons	-	-	-	-	-	*	*	-	-
Mangoes	-	-	-	*	*	522	*	*	*
Oranges	-	-	-	-	-	-	-	-	-
Papayas	-	-	-	-	-	*	*	*	*
Pineapples	-	-	-	-	-	-	-	-	-
Stimulant	-	-	-	-	-	-	-	-	-
Chat	-	-	-	-	-	-	-	-	-
Coffee	-	-	-	-	-	-	-	-	-
Hops / 'Gesho'	-	-	-	-	-	-	-	-	-
Enset	-	-	-	-	-	-	-	-	-
Sugar cane	-	-	-	-	-	-	-	-	-
Other permanent	-	-	-	-	-	5,630	*	*	*

Table 1.2.2 Number of Holders, Inputs Applied Area and Quantity of Inputs used

Zone 3

Crop type	All Crop Area	All Fertilizers		Natural		DAP		
		Hectare	Quintal	Holder	Hectare	Holder	Hectare	Quintal
All	3,859	*	*	*	*	*	*	*
Cereals	3,858	*	*	*	*	*	*	*
Teff	*	*	*	*	*	*	*	*
Barley	-	-	-	-	-	-	-	-
Wheat	-	-	-	-	-	-	-	-
Maize	*	*	-	*	*	-	-	-
Sorghum	*	*	-	*	*	-	-	-
Finger millet	-	-	-	-	-	-	-	-
Oats / 'Aja'	-	-	-	-	-	-	-	-
Rice	-	-	-	-	-	-	-	-
Masho	*	-	-	-	-	-	-	-
Pulses	-	-	-	-	-	-	-	-
Horse / Faba beans	-	-	-	-	-	-	-	-
Field Peas	-	-	-	-	-	-	-	-
Haricot beans white	-	-	-	-	-	-	-	-
Haricot beans red	-	-	-	-	-	-	-	-
Chick peas	-	-	-	-	-	-	-	-
Lentils	-	-	-	-	-	-	-	-
Vetch / Grass peas	-	-	-	-	-	-	-	-
Soya beans	-	-	-	-	-	-	-	-
Fenugreek	-	-	-	-	-	-	-	-
Gibto	-	-	-	-	-	-	-	-
Oilseeds	-	-	-	-	-	-	-	-
Neug	-	-	-	-	-	-	-	-
Linseed	-	-	-	-	-	-	-	-
Groundnuts	-	-	-	-	-	-	-	-
Safflower	-	-	-	-	-	-	-	-
Sesame	-	-	-	-	-	-	-	-
Rapeseed	-	-	-	-	-	-	-	-
Vegetables	-	-	-	-	-	-	-	-
Lettuce	-	-	-	-	-	-	-	-
Head cabbage	-	-	-	-	-	-	-	-
Ethiopian cabbage	-	-	-	-	-	-	-	-
Tomatoes	-	-	-	-	-	-	-	-
Green peppers	-	-	-	-	-	-	-	-
Red peppers	-	-	-	-	-	-	-	-
Swiss chard	-	-	-	-	-	-	-	-
Root crops	-	-	-	-	-	-	-	-
Beetroot	-	-	-	-	-	-	-	-
Carrot	-	-	-	-	-	-	-	-
Onion	-	-	-	-	-	-	-	-
Potatoes	-	-	-	-	-	-	-	-
Yam	-	-	-	-	-	-	-	-
Garlic	-	-	-	-	-	-	-	-
Taro 'Godere'	-	-	-	-	-	-	-	-
Sweet potatoes	-	-	-	-	-	-	-	-
Other Temporary	*	-	-	-	-	-	-	-
Permanent crops	-	-	-	-	-	-	-	-
Avocado	-	-	-	-	-	-	-	-
Bananas	*	-	-	-	-	-	-	-
Guava	-	-	-	-	-	-	-	-
Lemons	-	-	-	-	-	-	-	-
Mangoes	-	-	-	-	-	-	-	-
Oranges	-	-	-	-	-	-	-	-
Papayas	*	-	-	-	-	-	-	-
Pineapples	-	-	-	-	-	-	-	-
Stimulant	-	-	-	-	-	-	-	-
Chat	-	-	-	-	-	-	-	-
Coffee	-	-	-	-	-	-	-	-
Hops / 'Gesho'	-	-	-	-	-	-	-	-
Enset	-	-	-	-	-	-	-	-
Sugar cane	-	-	-	-	-	-	-	-
Other permanent	-	-	-	-	-	-	-	-

(Table 1.2.2 cont'd.)

Zone 3

Crop type	UREA			UREA + DAP			INDIGENOUS SEED		
	Holder	Hectare	Quintal	Holder	Hectare	Quintal	Holder	Hectare	Quintal
All	-	-	-	-	-	-	5,920	3,694	903
Cereals	-	-	-	-	-	-	5,886	3,694	903
Teff	-	-	-	-	-	-	*	*	*
Barley	-	-	-	-	-	-	-	-	-
Wheat	-	-	-	-	-	-	-	-	-
Maize	-	-	-	-	-	-	*	*	*
Sorghum	-	-	-	-	-	-	*	*	*
Finger millet	-	-	-	-	-	-	-	-	-
Oats / 'Aja'	-	-	-	-	-	-	-	-	-
Rice	-	-	-	-	-	-	-	-	-
Masho	-	-	-	-	-	-	*	*	-
Pulses	-	-	-	-	-	-	-	-	-
Horse / Faba beans	-	-	-	-	-	-	-	-	-
Field Peas	-	-	-	-	-	-	-	-	-
Haricot beans	-	-	-	-	-	-	-	-	-
white	-	-	-	-	-	-	-	-	-
Haricot beans red	-	-	-	-	-	-	-	-	-
Chick peas	-	-	-	-	-	-	-	-	-
Lentils	-	-	-	-	-	-	-	-	-
Vetch / Grass peas	-	-	-	-	-	-	-	-	-
Soya beans	-	-	-	-	-	-	-	-	-
Fenugreek	-	-	-	-	-	-	-	-	-
Gibto	-	-	-	-	-	-	-	-	-
Oilseeds	-	-	-	-	-	-	-	-	-
Neug	-	-	-	-	-	-	-	-	-
Linseed	-	-	-	-	-	-	-	-	-
Groundnuts	-	-	-	-	-	-	-	-	-
Safflower	-	-	-	-	-	-	-	-	-
Sesame	-	-	-	-	-	-	-	-	-
Rapeseed	-	-	-	-	-	-	-	-	-
Vegetables	-	-	-	-	-	-	-	-	-
Lettuce	-	-	-	-	-	-	-	-	-
Head cabbage	-	-	-	-	-	-	-	-	-
Ethiopian cabbage	-	-	-	-	-	-	-	-	-
Tomatoes	-	-	-	-	-	-	-	-	-
Green peppers	-	-	-	-	-	-	-	-	-
Red peppers	-	-	-	-	-	-	-	-	-
Swiss chard	-	-	-	-	-	-	-	-	-
Root crops	-	-	-	-	-	-	-	-	-
Beetroot	-	-	-	-	-	-	-	-	-
Carrot	-	-	-	-	-	-	-	-	-
Onion	-	-	-	-	-	-	-	-	-
Potatoes	-	-	-	-	-	-	-	-	-
Yam	-	-	-	-	-	-	-	-	-
Garlic	-	-	-	-	-	-	-	-	-
Taro 'Godere'	-	-	-	-	-	-	-	-	-
Sweet potatoes	-	-	-	-	-	-	-	-	-
Other Temporary	-	-	-	-	-	-	-	-	-
Permanent crops	-	-	-	-	-	-	*	*	-
Avocado	-	-	-	-	-	-	-	-	-
Bananas	-	-	-	-	-	-	*	*	-
Guava	-	-	-	-	-	-	-	-	-
Lemons	-	-	-	-	-	-	-	-	-
Mangoes	-	-	-	-	-	-	-	-	-
Oranges	-	-	-	-	-	-	-	-	-
Papayas	-	-	-	-	-	-	*	*	-
Pineapples	-	-	-	-	-	-	-	-	-
Stimulant	-	-	-	-	-	-	-	-	-
Chat	-	-	-	-	-	-	-	-	-
Coffee	-	-	-	-	-	-	-	-	-
Hops / 'Gesho'	-	-	-	-	-	-	-	-	-
Enset	-	-	-	-	-	-	-	-	-
Sugar cane	-	-	-	-	-	-	-	-	-
Other permanent	-	-	-	-	-	-	-	-	-

(Table 1.2.2 Cont'd.)

Zone 3

Crop type	IMPROVED SEED			PESTICIDE		IRRIGATION		EXTENSION PACKAGE	
	Holder	Hectare	Quintal	Holder	Hectare	Holder	Hectare	Holder	Hectare
All	*	*	*	*	*	2,966	*	*	*
Cereals	*	*	*	*	*	2,966	*	*	*
Teff	-	-	-	*	*	*	*	-	-
Barley	-	-	-	-	-	-	-	-	-
Wheat	-	-	-	-	-	-	-	-	-
Maize	*	*	*	*	*	2,935	*	*	*
Sorghum	-	-	-	-	-	-	-	-	-
Finger millet	-	-	-	-	-	-	-	-	-
Oats / 'Aja'	-	-	-	-	-	-	-	-	-
Rice	-	-	-	-	-	-	-	-	-
Masho	-	-	-	-	-	-	-	-	-
Pulses	-	-	-	-	-	-	-	-	-
Horse / Faba beans	-	-	-	-	-	-	-	-	-
Field Peas	-	-	-	-	-	-	-	-	-
Haricot beans white	-	-	-	-	-	-	-	-	-
Haricot beans red	-	-	-	-	-	-	-	-	-
Chick peas	-	-	-	-	-	-	-	-	-
Lentils	-	-	-	-	-	-	-	-	-
Vetch / Grass peas	-	-	-	-	-	-	-	-	-
Soya beans	-	-	-	-	-	-	-	-	-
Peanut	-	-	-	-	-	-	-	-	-
Gibto	-	-	-	-	-	-	-	-	-
Oilseeds	-	-	-	-	-	-	-	-	-
Neug	-	-	-	-	-	-	-	-	-
Linseed	-	-	-	-	-	-	-	-	-
Groundnuts	-	-	-	-	-	-	-	-	-
Safflower	-	-	-	-	-	-	-	-	-
Sesame	-	-	-	-	-	-	-	-	-
Rapeseed	-	-	-	-	-	-	-	-	-
Vegetables	-	-	-	-	-	-	-	-	-
Lettuce	-	-	-	-	-	-	-	-	-
Head cabbage	-	-	-	-	-	-	-	-	-
Ethiopian cabbage	-	-	-	-	-	-	-	-	-
Tomatoes	-	-	-	-	-	-	-	-	-
Green peppers	-	-	-	-	-	-	-	-	-
Red peppers	-	-	-	-	-	-	-	-	-
Swiss chard	-	-	-	-	-	-	-	-	-
Root crops	-	-	-	-	-	-	-	-	-
Beetroot	-	-	-	-	-	-	-	-	-
Carrot	-	-	-	-	-	-	-	-	-
Onion	-	-	-	-	-	-	-	-	-
Potatoes	-	-	-	-	-	-	-	-	-
Yam	-	-	-	-	-	-	-	-	-
Garlic	-	-	-	-	-	-	-	-	-
Taro 'Godere'	-	-	-	-	-	-	-	-	-
Sweet potatoes	-	-	-	-	-	-	-	-	-
Other Temporary	-	-	-	-	-	-	-	-	-
Permanent crops	-	-	-	-	-	-	-	-	-
Avocado	-	-	-	-	-	-	-	-	-
Bananas	-	-	-	-	-	-	-	-	-
Guava	-	-	-	-	-	-	-	-	-
Lemons	-	-	-	-	-	-	-	-	-
Mangoes	-	-	-	-	-	-	-	-	-
Oranges	-	-	-	-	-	-	-	-	-
Papayas	-	-	-	-	-	-	-	-	-
Pineapples	-	-	-	-	-	-	-	-	-
Stimulant	-	-	-	-	-	-	-	-	-
Chat	-	-	-	-	-	-	-	-	-
Coffee	-	-	-	-	-	-	-	-	-
Hops / 'Gesho'	-	-	-	-	-	-	-	-	-
Enset	-	-	-	-	-	-	-	-	-
Sugar cane	-	-	-	-	-	-	-	-	-
Other permanent	-	-	-	-	-	-	-	-	-

Table1.3 Number of Holders, Inputs Applied Area and Quantity of Inputs used

Amhara Region

Crop type	All Crop Area	All Fertilizers		Natural		DAP		
		Hectare	Quintal	Holder	Hectare	Holder	Hectare	Quintal
All	4549374	2223348	2610180	2695138	398262	851178	406212	342752
Cereals	3359849	1975731	2366998	1897300	286160	739035	362687	305543
Teff	1146730	798683	877549	201179	34089	431195	183456	145673
Barley	373016	154984	92178	537700	66114	133026	27690	24006
Wheat	529649	362836	538684	347688	37639	140080	28926	29902
Maize	474254	401866	660813	1231517	96144	162652	18085	16216
Sorghum	558828	86248	42403	230481	46085	30409	6839	4661
Finger millet	236681	157131	145895	35076	4040	236956	97561	84911
Oats / 'Aja'	4662	1766	500	21254	*	*	*	*
Rice	26221	11406	*	2585	*	*	*	*
Masho	9808	812	*	5728	629	-	-	-
Pulses	753499	114169	72766	667757	59079	198226	29449	24069
Horse / Faba beans	226572	68629	42925	452354	38325	143451	18324	15190
Field Peas	99789	16918	10080	103495	6508	74001	7442	5700
Haricot beans white	46504	4488	2158	63135	3249	*	*	*
Haricot beans red	47437	6586	7725	64068	2556	5560	*	*
Chick peas	124773	6939	3750	32709	2983	*	*	*
Lentils	68078	4101	2055	30805	2230	5250	*	*
Vetch / Grass peas	102681	2713	559	22179	2154	*	*	*
Soya beans	3499	*	*	*	*	*	*	*
Fenugreek	12216	1910	1154	52835	819	*	*	*
Gibto	21948	1648	2131	4815	235	16476	823	870
Oilseeds	291363	43310	57332	383294	13866	105177	7164	5963
Neug	81095	3838	2106	26030	1789	5612	702	216
Linseed	32462	2956	*	35226	1729	*	*	*
Groundnuts	2380	242	*	5249	*	-	-	-
Safflower	9518	2991	3539	41302	848	8644	416	624
Sesame	138848	*	*	23953	1923	9485	*	*
Rapeseed	27059	22621	40739	271361	7340	78450	2848	3668
Vegetables	40855	31910	65686	701648	5530	49035	977	1203
Lettuce	33	17	*	8030	14	-	-	-
Head cabbage	427	301	181	50431	191	*	*	*
Ethiopian cabbage	903	675	*	182642	595	*	*	*
Tomatoes	683	127	*	29680	89	*	*	-
Green peppers	1302	903	669	118871	478	*	*	*
Red peppers	37459	29857	64676	376112	4134	38958	917	1134
Swiss chard	49	29	*	19807	29	*	*	*
Root crops	42377	29164	32031	996704	11201	119599	5172	5132
Beetroot	111	77	*	35111	57	*	*	*
Carrot	*	69	*	15373	33	-	-	-
Onion	9819	6463	*	81938	560	15238	763	869
Potatoes	23085	16650	11925	276903	7563	74233	4011	3824
Yam	*	-	-	-	-	-	-	-
Garlic	8813	5763	6638	767589	2856	37203	388	425
Taro 'Godere'	*	*	-	*	*	-	-	-
Sweet potatoes	312	*	*	17130	*	*	*	*
Other Temporary	20054	8811	7837	450122	5024	19737	*	*
Permanent crops	3867	1384		145883	1153			
Avocado	108	70		11631	70			
Bananas	1037	228		45562	209			
Guava	391	128		21867	113			
Lemons	413	145		18189	128			
Mangoes	801	339		37794	257			
Oranges	895	416		44300	325			
Papayas	223	58		28605	50			
Pineapples	-	-		*	-			
Stimulant	32530	17439		762722	15230			
Chat	7668	4386		108810	4188			
Coffee	7631	3843		197191	3752			
Hops / 'Gesho'	17231	9210		630888	7291			
Enset	*	*		*	*			
Sugar cane	2876	1012		33154	735			
Other permanent	2061	401		101720	267			

(Table 1.3 cont'd.)

Amhara Region

Crop type	UREA			UREA + DAP			INDIGENOUS SEED		
	Holder	Hectare	Quintal	Holder	Hectare	Quintal	Holder	Hectare	Quintal
All	664120	154566	89379	2065479	1264307	2178049	4271377	4181401	3174735
Cereals	545431	140983	80374	2019003	1185902	1981081	4086518	3002045	2336820
Teff	261301	70601	36774	1128080	510537	695103	2516032	1092473	489404
Barley	53601	8524	4939	259758	52656	63233	1618554	370211	614835
Wheat	86686	13092	8404	811784	283179	500377	1667724	491017	813565
Maize	186351	21737	16407	918996	265899	628190	2111418	215032	89442
Sorghum	37336	10157	4536	105863	23167	33206	1254533	557647	163680
Finger millet	51711	7824	3800	167182	47706	57184	719359	235238	119984
Oats / 'Aja'	*	*	*	5943	352	352	66180	4655	5815
Rice	27217	*	*	9254	2281	*	78531	26067	40096
Masho	*	*	*	*	*	*	51356	9704	-
Pulses	65059	3936	2752	296990	21706	45946	2697845	751255	768489
Horse / Faba beans	30219	1538	1077	200028	10442	26659	1694248	225742	309108
Field Peas	3650	336	*	38533	2632	4209	818669	99650	110654
Haricot beans									
white	3436	*	*	16389	611	1822	332748	46416	36683
Haricot beans red	*	*	*	40236	2495	6413	289495	47371	-
Chick peas	*	*	*	12536	2727	2668	575657	123976	119088
Lentils	*	*	*	14679	1000	1412	465298	68016	62789
Vetch / Grass peas	-	-	-	4143	*	474	511590	102681	108366
Soya beans	-	-	-	*	*	*	15489	3402	3122
Fenugreek	4885	*	*	18395	977	1066	246447	12054	8446
Gibto	*	*	*	9446	479	1150	120193	21948	10233
Oilseeds	49414	*	2437	309791	17278	48932	1691888	290782	69426
Neug	5052	*	221	13873	781	1669	472221	81064	16227
Linseed	*	*	*	15401	*	*	461283	32425	17001
Groundnuts	*	*	*	-	-	-	29075	2360	2119
Safflower	6977	619	512	24008	1109	2403	192912	9495	1587
Sesame	8676	*	*	12368	*	*	312983	138597	21254
Rapeseed	23771	481	420	251552	11952	36651	658178	26841	11237
Vegetables	123241	1966	1626	268687	23438	62857	1455004	39175	-
Lettuce	*	*	*	-	-	-	10825	29	-
Head cabbage	8130	57	52	*	*	*	86943	395	-
Ethiopian cabbage	7159	35	33	6528	*	*	271626	899	-
Tomatoes	*	*	*	*	*	*	58740	663	-
Green peppers	11126	*	*	24333	*	*	216676	1291	-
Red peppers	100166	1781	1473	235990	23025	62070	941107	35851	-
Swiss chard	-	-	-	-	-	-	28200	47	-
Root crops	127281	1862	1675	277874	10928	25224	1912622	41787	-
Beetroot	*	*	*	*	*	*	53397	104	-
Carrot	*	*	*	*	*	*	29371	*	-
Onion	29796	843	777	69233	*	*	266137	9628	-
Potatoes	12817	*	*	87504	4524	7622	593262	22798	-
Yam	-	-	-	-	-	-	*	*	-
Garlic	88992	449	403	156645	2071	5809	1450332	8736	-
Taro 'Godere'	-	-	-	-	-	-	*	*	-
Sweet potatoes	-	-	-	-	-	-	26823	301	-
Other Temporary	23595	580	318	79318	2731	6993	840488	19970	-
Permanent crops							272949	2882	
Avocado							16698	71	
Bananas							91095	901	
Guava							44793	305	
Lemons							41902	231	
Mangoes							61201	697	
Oranges							81753	565	
Papayas							52140	112	
Pineapples							*	-	
Stimulant							1406157	28743	
Chat							216578	7345	
Coffee							315027	5566	
Hops / 'Gesho'							1217764	15832	
Enset							*	*	
Sugar cane							89418	2744	
Other permanent							191275	1975	

(Table 1.3 Cont'd.)

Amhara Region

Crop type	IMPROVED SEED			PESTICIDE		IRRIGATION		EXTENSION PACKAGE	
	Holder	Hectare	Quintal	Holder	Hectare	Holder	Hectare	Holder	Hectare
All	1110022	359533	141254	867553	430840	588436	49041	2497180	1772142
Cereals	1041912	353633	139338	759704	367751	158695	23107	2413007	1563633
Teff	168478	52975	14842	402172	162030	34718	5620	1428672	644726
Barley	9913	1181	1491	70413	11966	15148	1699	402274	76531
Wheat	165324	38217	64091	212489	56341	18731	1863	929420	278354
Maize	842887	259138	58436	180788	30318	80780	4302	1314929	356686
Sorghum	2735	*	*	113624	46762	*	*	201429	56371
Finger millet	5619	1408	199	161489	55641	2859	*	374753	140020
Oats / 'Aja'	*	*	*	*	*	*	*	*	*
Rice	*	*	*	9198	2319	*	*	29348	*
Masho	*	*	-	9964	2194	*	*	*	*
Pulses	13004	1377	1856	142970	41866	33868	2354	678703	87510
Horse / Faba beans	5184	313	*	33236	3665	13300	640	477192	46720
Field Peas	*	*	*	12606	*	*	*	140960	12017
Haricot beans white	*	*	*	2264	*	*	*	27364	2252
Haricot beans red	*	*	-	*	*	*	*	100840	11625
Chick peas	*	*	*	44405	12508	7773	991	29977	6045
Lentils	*	*	*	29593	*	*	*	23802	2127
Vetch / Grass peas	-	-	-	37379	10053	3081	*	18376	1896
Soya beans	*	*	*	*	*	-	-	*	*
Fenugreek	*	*	*	7239	*	4132	*	27519	1956
Gibto	-	-	-	*	*	*	*	28658	2214
Oilseeds	6478	*	*	36955	*	21072	*	538037	64209
Neug	-	-	-	6135	*	*	*	38014	7612
Linseed	-	-	-	4272	144	*	*	27131	2146
Groundnuts	*	*	*	*	*	*	*	10538	*
Safflower	*	*	*	*	*	*	*	33277	1897
Sesame	*	*	*	15897	*	*	*	46687	*
Rapeseed	3873	118	*	8636	272	7734	*	406710	18265
Vegetables	15401	*	-	20658	*	137112	2320	367189	25511
Lettuce	*	*	*	-	-	3299	*	*	*
Head cabbage	5477	*	-	*	*	15511	91	20170	83
Ethiopian cabbage	*	*	-	*	*	24394	101	23312	82
Tomatoes	*	*	-	*	*	15050	*	4980	*
Green peppers	*	*	-	*	*	28415	*	31164	*
Red peppers	*	*	-	*	*	80222	1588	304676	25011
Swiss chard	*	*	-	-	-	4678	8	*	*
Root crops	23184	500	-	51918	*	196710	9284	468907	18963
Beetroot	*	*	-	-	-	6832	28	10531	12
Carrot	2922	*	-	-	-	*	*	*	*
Onion	4762	*	-	36596	*	75160	*	92729	*
Potatoes	9672	*	-	5565	259	70172	3798	203708	10713
Yam	-	-	-	-	-	-	-	*	*
Garlic	3527	*	-	15383	*	77514	880	232701	1576
Taro 'Godere'	-	-	-	-	-	-	-	-	-
Sweet potatoes	*	*	-	-	-	3447	*	8531	123
Other Temporary	4992	*	-	13112	*	38303	*	141642	4197
Permanent crops				3957	44	119294	1292	46963	547
Avocado				-	-	10336	59	3924	*
Bananas				*	*	48904	446	17625	90
Guava				-	-	15188	101	*	*
Lemons				*	*	13007	*	4869	*
Mangoes				*	*	35749	290	18189	184
Oranges				*	*	29662	155	11223	102
Papayas				-	-	26748	98	10310	*
Pineapples				-	-	-	-	-	-
Stimulant	62629	1352	-	46658	2148	304111	7250	247251	6025
Chat				35096	*	68748	2368	30511	698
Coffee	53435	*	-	3168	*	135780	2751	76165	2165
Hops / 'Gesho'				12345	215	223956	2131	203126	3161
Enset				-	-	-	-	-	-
Sugar cane				*	*	47377	1466	18120	*
Other permanent				*	*	34225	95	26741	*

Table1.3.1 Number of Holders, Inputs Applied Area and Quantity of Inputs used

North Gondar

Crop type	All Crop Area	All Fertilizers		Natural		DAP		
		Hectare	Quintal	Holder	Hectare	Holder	Hectare	Quintal
All	895981	299559	285658	392578	57712	102139	39745	31854
Cereals	626674	262997	251742	293214	42892	85295	34242	27993
Teff	143446	99928	81863	10744	1966	41336	14015	11352
Barley	56406	21447	17861	51309	5613	30270	7551	6708
Wheat	69971	34043	32552	50563	7646	16592	2595	2384
Maize	77761	62083	79130	212703	21103	15214	837	709
Sorghum	203849	14153	*	25088	*	*	*	*
Finger millet	70640	29821	26424	11188	1864	25876	*	*
Oats / 'Aja'	*	*	*	*	*	*	*	*
Rice	*	*	*	-	-	*	*	*
Masho	-	-	-	-	-	-	-	-
Pulses	110055	11213	8750	47604	5993	15338	*	*
Horse / Faba beans	32779	7835	6361	35506	*	*	*	*
Field Peas	12475	1036	*	12458	*	*	*	*
Haricot beans white	*	*	*	*	*	-	-	-
Haricot beans red	*	-	-	-	-	-	-	-
Chick peas	38809	*	*	*	*	*	*	*
Lentils	7090	*	-	*	*	-	-	-
Vetch / Grass peas	8521	*	-	*	*	-	-	-
Soya beans	*	-	-	-	-	-	-	-
Fenugreek	*	*	*	*	*	-	-	-
Gibto	*	-	-	-	-	-	-	-
Oilseeds	131280	*	*	30282	1163	*	*	*
Neug	15851	*	*	*	*	-	-	-
Linseed	8260	*	-	*	*	-	-	-
Groundnuts	*	-	-	-	-	-	-	-
Safflower	2260	*	*	*	*	-	-	-
Sesame	103629	*	*	*	*	*	*	*
Rapeseed	1267	961	1409	23302	361	*	*	*
Vegetables	6682	4331	*	104570	1416	9696	*	*
Lettuce	*	*	-	*	*	-	-	-
Head cabbage	*	*	-	*	*	-	-	-
Ethiopian cabbage	*	*	-	*	*	-	-	-
Tomatoes	*	*	*	*	*	-	-	-
Green peppers	*	*	*	*	*	*	*	*
Red peppers	6034	3890	*	73550	1170	6647	*	*
Swiss chard	*	*	-	*	*	-	-	-
Root crops	9666	5599	5571	118612	2492	19269	738	798
Beetroot	*	*	-	*	*	-	-	-
Carrot	*	*	-	*	*	-	-	-
Onion	*	*	*	*	*	*	*	*
Potatoes	4006	3083	1263	73019	2003	11132	*	*
Yam	-	-	-	-	-	-	-	-
Garlic	2395	1644	*	82822	467	8195	*	*
Taro 'Godere'	*	-	-	-	-	-	-	-
Sweet potatoes	*	-	-	-	-	-	-	-
Other Temporary	7037	3837	3152	69640	2362	2948	*	*
Permanent crops	363	*	-	6827	*	-	-	-
Avocado	-	-	-	-	-	-	-	-
Bananas	*	*	-	-	-	-	-	-
Guava	*	-	-	-	-	-	-	-
Lemons	*	*	-	*	*	-	-	-
Mangoes	*	-	-	-	-	-	-	-
Oranges	*	-	-	-	-	-	-	-
Papayas	*	*	-	*	*	-	-	-
Pineapples	-	-	-	-	-	-	-	-
Stimulant	4158	1696	-	47260	1303	-	-	-
Chat	*	-	-	-	-	-	-	-
Coffee	*	*	-	*	*	-	-	-
Hops / 'Gesho'	3056	1376	-	45882	1015	-	-	-
Enset	-	-	-	-	-	-	-	-
Sugar cane	-	-	-	-	-	-	-	-
Other permanent	*	*	-	*	*	-	-	-

(Table 1.3.1 cont'd.)

North Gondar

Crop type	UREA			UREA + DAP			INDIGENOUS SEED		
	Holder	Hectare	Quintal	Holder	Hectare	Quintal	Holder	Hectare	Quintal
All	74856	18818	9436	310500	183283	244368	701250	850819	510415
Cereals	61444	14898	7887	303352	170964	215861	676827	583314	384774
Teff	21243	6551	2882	178644	77397	67629	319647	131850	65965
Barley	*	*	*	35996	7496	10543	240546	56230	100924
Wheat	9350	1400	*	80863	22403	29301	192181	64893	96725
Maize	22311	*	*	170474	37134	75784	435639	51777	19189
Sorghum	*	*	*	35824	*	*	397476	203849	71066
Finger millet	*	*	*	64435	17649	19351	229331	70268	25298
Oats / 'Aja'	-	-	-	*	*	*	7123	*	*
Rice	*	*	*	*	*	*	*	*	*
Masho	-	-	-	-	-	-	-	-	-
Pulses	*	*	*	44141	3021	6489	355556	109579	102094
Horse / Faba beans	*	*	*	42017	1951	5189	244221	32779	37097
Field Peas	-	-	-	*	*	*	100079	12475	16073
Haricot beans									
white	*	*	*	*	*	*	26638	*	*
Haricot beans red	-	-	-	-	-	-	*	*	-
Chick peas	-	-	-	*	*	*	117104	38333	31271
Lentils	-	-	-	-	-	-	39029	7090	*
Vetch / Grass peas	-	-	-	-	-	-	41388	8521	5229
Soya beans	-	-	-	-	-	-	*	*	*
Fenugreek	*	*	*	*	*	*	29717	*	*
Gibto	-	-	-	-	-	-	*	*	*
Oilseeds				32878	3157	*	318651	131280	23546
Neug	*	*	*	*	*	*	73652	15851	3188
Linseed	-	-	-	-	-	-	91940	8260	4324
Groundnuts	-	-	-	-	-	-	*	*	*
Safflower	*	*	*	13577	*	*	41253	2260	409
Sesame	*	*	*	*	*	*	132749	103629	15355
Rapeseed	-	-	-	16240	575	1402	54739	1267	264
Vegetables	13396	267	181	59597	*	*	271797	6656	-
Lettuce	-	-	-	-	-	-	*	*	-
Head cabbage	-	-	-	-	-	-	*	*	-
Ethiopian cabbage	-	-	-	-	-	-	*	*	-
Tomatoes	*	*	*	-	-	-	7845	*	-
Green peppers	*	*	*	*	*	*	31938	*	-
Red peppers	9685	237	153	52249	*	*	218560	6030	-
Swiss chard	-	-	-	-	-	-	*	*	-
Root crops	11096	*	*	69141	2152	4592	272249	9386	-
Beetroot	-	-	-	-	-	-	*	*	-
Carrot	-	-	-	-	-	-	*	*	-
Onion	*	*	*	*	*	*	*	*	-
Potatoes	*	*	*	21929	627	886	142774	3817	-
Yam	-	-	-	-	-	-	-	-	-
Garlic	8132	48	48	47467	*	*	208467	2393	-
Taro 'Godere'	-	-	-	-	-	-	*	*	-
Sweet potatoes	-	-	-	-	-	-	*	*	-
Other Temporary	7170	350	160	26995	1045	2908	142515	6992	-
Permanent crops							17708	145	-
Avocado							-	-	-
Bananas							*	*	-
Guava							*	*	-
Lemons							*	*	-
Mangoes							*	*	-
Oranges							-	-	-
Papayas							8354	*	-
Pineapples							-	-	-
Stimulant							101018	3404	-
Chat							*	*	-
Coffee							22641	*	-
Hops / 'Gesho'							95948	2648	-
Enset							-	-	-
Sugar cane							-	-	-
Other permanent							*	*	-

(Table 1.3.1 Cont'd.)

Crop type	IMPROVED SEED			PESTICIDE		IRRIGATION		EXTENSION PACKAGE	
	Holder	Hectare	Quintal	Holder	Hectare	Holder	Hectare	Holder	Hectare
All	148602	44255	17066	179390	98602	40949	5439	363540	236542
Cereals	139838	43360	16385	163673	78304	13316	2577	349245	191294
Teff	39152	11595	3391	59754	21386	*	*	193584	76073
Barley	*	*	*	26225	*	*	*	55239	11602
Wheat	24452	5079	6828	21024	3114	*	*	87861	26729
Maize	106939	25985	5650	99915	13755	*	*	223361	43959
Sorghum	-	-	-	34941	21810	*	*	52856	*
Finger millet	*	*	*	36698	10263	*	*	43516	13056
Oats / 'Aja'	-	-	-	*	*	-	-	-	-
Rice	*	*	*	*	*	*	*	*	*
Masho	-	-	-	-	-	-	-	-	-
Pulses	*	*	*	*	*	*	*	64304	8543
Horse / Faba beans	-	-	-	3765	*	-	-	55029	5134
Field Peas	-	-	-	*	*	-	-	7241	633
Haricot beans white	-	-	-	*	*	-	-	-	-
Haricot beans red	-	-	-	*	*	-	-	-	-
Chick peas	*	*	*	*	*	*	*	*	*
Lentils	-	-	-	*	*	-	-	*	*
Vetch / Grass peas	-	-	-	*	*	-	-	*	*
Soya beans	-	-	-	-	-	-	-	-	-
Fenugreek	-	-	-	*	*	*	*	*	*
Gibto	-	-	-	-	-	-	-	*	*
Oilseeds	-	-	-	*	*	*	*	57949	*
Neug	-	-	-	-	-	-	-	*	*
Linseed	-	-	-	-	-	*	*	*	*
Groundnuts	-	-	-	-	-	-	-	-	-
Safflower	-	-	-	-	-	*	*	*	*
Sesame	-	-	-	*	*	*	*	*	*
Rapeseed	-	-	-	-	-	-	-	22893	676
Vegetables	*	*	-	*	*	*	*	38385	830
Lettuce	-	-	-	-	-	*	*	-	-
Head cabbage	*	*	-	-	-	*	*	*	*
Ethiopian cabbage	-	-	-	-	-	*	*	-	-
Tomatoes	*	*	-	-	-	*	*	*	*
Green peppers	-	-	-	-	-	*	*	*	*
Red peppers	*	*	-	*	*	5521	69	28890	*
Swiss chard	-	-	-	-	-	-	-	-	-
Root crops	*	*	-	*	*	22419	*	72938	*
Beetroot	-	-	-	-	-	-	-	-	-
Carrot	-	-	-	-	-	-	-	-	-
Onion	*	*	-	-	-	*	*	*	*
Potatoes	*	*	-	2993	*	*	*	47918	1560
Yam	-	-	-	-	-	-	-	-	-
Garlic	*	*	-	*	*	13042	462	35042	355
Taro 'Godere'	-	-	-	-	-	-	-	-	-
Sweet potatoes	*	*	-	-	-	*	*	*	*
Other Temporary	*	*	-	*	*	*	*	27152	1034
Permanent crops						*	*	*	*
Avocado	-	-	-	-	-	-	-	-	-
Bananas	-	-	-	-	-	*	*	*	*
Guava	-	-	-	-	-	*	*	*	*
Lemons	-	-	-	-	-	*	*	*	*
Mangoes	-	-	-	-	-	*	*	*	*
Oranges	-	-	-	-	-	*	*	*	*
Papayas	-	-	-	-	-	*	*	*	*
Pineapples	-	-	-	-	-	-	-	-	-
Stimulant	*	*	-	*	*	*	*	20603	507
Chat	-	-	-	-	-	-	-	-	-
Coffee	*	*	-	-	-	*	*	*	*
Hops / 'Gesho'	-	-	-	*	*	*	*	20603	454
Enset	-	-	-	-	-	-	-	-	-
Sugar cane	-	-	-	-	-	-	-	-	-
Other permanent	-	-	-	-	-	*	*	*	*

Table 1.3.2 Number of Holders, Inputs Applied Area and Quantity of Inputs used

South Gondar

Crop type	All Crop Area	All Fertilizers		Natural		DAP		
		Hectare	Quintal	Holder	Hectare	Holder	Hectare	Quintal
All	537894	221775	214952	337803	37534	65084	23835	20907
Cereals	385359	201911	198999	270664	27068	50349	20950	17144
Teff	156256	91192	91472	17344	2161	32399	10012	7264
Barley	39940	11642	9910	45006	3262	*	*	*
Wheat	79531	45019	52158	69924	5863	10693	2846	2186
Maize	36567	27268	23410	181583	15106	9880	443	557
Sorghum	22391	*	*	*	*	-	-	-
Finger millet	30154	16501	13757	5109	451	*	*	*
Oats / 'Aja'	*	*	-	*	*	-	-	-
Rice	*	*	*	*	*	-	-	-
Masho	*	-	-	-	-	-	-	-
Pulses	111697	6721	4706	79638	4233	8542	*	557
Horse / Faba beans	26610	3406	*	62046	2287	*	*	*
Field Peas	15479	782	*	7114	344	*	*	*
Haricot beans white	*	*	*	*	*	-	-	-
Haricot beans red	*	*	-	*	*	-	-	-
Chick peas	15022	772	*	5235	712	-	-	-
Lentils	6445	*	*	-	-	*	*	*
Vetch / Grass peas	32696	*	*	*	*	-	-	-
Soya beans	-	-	-	-	-	-	-	-
Fenugreek	264	*	*	*	*	-	-	-
Gibto	*	625	*	*	*	5006	*	295
Oilseeds	28245	6250	5074	76683	3111	*	*	*
Neug	12227	*	*	*	*	-	-	-
Linseed	7878	*	*	2429	*	-	-	-
Groundnuts	-	-	-	-	-	-	-	-
Safflower	*	*	*	*	*	-	-	-
Sesame	*	*	*	-	-	-	-	-
Rapeseed	6167	4981	*	72003	2769	*	*	*
Vegetables	1686	1009	834	49362	331	*	*	*
Lettuce	*	*	-	*	*	-	-	-
Head cabbage	*	*	-	*	*	-	-	-
Ethiopian cabbage	*	*	*	*	*	-	-	-
Tomatoes	*	*	-	*	*	-	-	-
Green peppers	*	*	*	*	*	-	-	-
Red peppers	1542	921	766	29508	276	*	*	*
Swiss chard	*	*	-	*	*	-	-	-
Root crops	8596	4841	*	172643	1997	23971	805	*
Beetroot	-	-	-	-	-	-	-	-
Carrot	*	*	-	*	*	-	-	-
Onion	*	*	*	*	*	-	-	-
Potatoes	7474	4228	*	47392	1560	17273	771	*
Yam	-	-	-	-	-	-	-	-
Garlic	1003	557	162	148382	433	*	34	29
Taro 'Godere'	-	-	-	-	-	-	-	-
Sweet potatoes	*	*	*	*	*	-	-	-
Other Temporary	460	245	*	42926	161	*	*	*
Permanent crops	30	*	*	*	*	-	-	-
Avocado	*	-	-	-	-	-	-	-
Bananas	*	*	*	*	*	-	-	-
Guava	*	-	-	-	-	-	-	-
Lemons	*	-	-	-	-	-	-	-
Mangoes	*	*	*	*	*	-	-	-
Oranges	*	-	-	-	-	-	-	-
Papayas	*	*	*	*	*	-	-	-
Pineapples	-	-	-	-	-	-	-	-
Stimulant	1680	725	*	74066	559	-	-	-
Chat	156	*	*	*	*	-	-	-
Coffee	*	*	*	*	*	-	-	-
Hops / 'Gesho'	1454	663	*	73413	521	-	-	-
Enset	-	-	-	-	-	-	-	-
Sugar cane	*	*	*	*	*	-	-	-
Other permanent	*	*	*	*	*	-	-	-

(Table 1.3.2 cont'd.)

South Gondar

Crop type	UREA			UREA + DAP			INDIGENOUS SEED		
	Holder	Hectare	Quintal	Holder	Hectare	Quintal	Holder	Hectare	Quintal
All	112738	33972	20181	199065	126434	173864	494507	523578	470405
Cereals	103039	32382	19039	192768	121511	162817	486412	371276	343972
Teff	56731	15242	8262	142970	63777	75946	360049	151534	92501
Barley	3831	661	340	36458	6358	7892	209805	39771	60349
Wheat	14452	2299	1261	93082	34011	48710	263812	73764	116120
Maize	37233	3911	2828	44724	7808	*	273087	33141	16730
Sorghum	*	*	*	*	*	*	71001	22391	8119
Finger millet	15514	2330	1091	*	*	*	111036	30154	16664
Oats / 'Aja'	-	-	-	-	-	-	3347	*	*
Rice	*	*	*	*	*	*	47343	*	*
Masho	-	-	-	-	-	-	*	*	-
Pulses	*	*	*	24172	1610	3827	370883	111603	118877
Horse / Faba beans	*	*	*	*	*	*	222578	26516	32703
Field Peas	*	*	*	*	*	*	111162	15479	20091
Haricot beans									
white	*	*	*	*	*	*	28049	*	*
Haricot beans red	-	-	-	-	-	-	29635	*	-
Chick peas	-	-	-	*	*	*	81782	15022	15280
Lentils	-	-	-	*	*	*	52975	6445	5948
Vetch / Grass peas	-	-	-	*	*	*	124243	32696	36686
Soya beans	-	-	-	-	-	-	-	-	-
Fenugreek	-	-	-	*	*	*	13583	264	165
Gibto	*	*	*	*	*	*	34532	*	1995
Oilseeds	12943	508	259	26003	1053	2646	247476	28245	7557
Neug	*	*	*	*	*	*	83188	12227	3071
Linseed	*	*	*	*	*	*	90066	7878	3237
Groundnuts	-	-	-	-	-	-	-	-	-
Safflower	*	*	*	-	-	-	24763	*	*
Sesame	*	*	*	-	-	-	*	*	*
Rapeseed	*	*	*	16755	526	1465	125199	6167	802
Vegetables	19544	392	329	12564	*	479	106944	1686	-
Lettuce	-	-	-	-	-	-	*	*	-
Head cabbage	-	-	-	-	-	-	24763	*	*
Ethiopian cabbage	*	*	*	*	*	*	*	*	-
Tomatoes	-	-	-	-	-	-	*	*	-
Green peppers	*	*	*	*	*	*	*	*	-
Red peppers	17685	388	326	8994	*	*	74902	1542	-
Swiss chard	-	-	-	-	-	-	*	*	-
Root crops	17118	190	154	29039	*	*	298018	8536	-
Beetroot	-	-	-	-	-	-	-	-	-
Carrot	-	-	-	-	-	-	*	*	-
Onion	*	*	*	-	-	-	3448	*	-
Potatoes	*	*	*	23416	*	*	130259	7416	-
Yam	-	-	-	-	-	-	-	-	-
Garlic	14709	*	*	8561	22	*	238617	1002	-
Taro 'Godere'	-	-	-	-	-	-	-	-	-
Sweet potatoes	-	-	-	-	-	-	*	*	-
Other Temporary	*	*	*	*	*	*	73727	460	-
Permanent crops							9410	30	-
Avocado							*	*	
Bananas							*	*	
Guava							*	*	
Lemons							*	*	
Mangoes							*	*	
Oranges							*	*	
Papayas							*	*	
Pineapples							-	-	
Stimulant							186756	1601	
Chat							*	*	
Coffee							6756	*	
Hops / 'Gesho'							183593	1409	
Enset							-	-	
Sugar cane							3815	*	
Other permanent							4359	*	

(Table 1.3.2 Cont'd.)

South Gondar

Crop type	IMPROVED SEED			PESTICIDE		IRRIGATION		EXTENSION PACKAGE	
	Holder	Hectare	Quintal	Holder	Hectare	Holder	Hectare	Holder	Hectare
All	54841	14083	14293	92146	40646	32359	2242	221612	136875
Cereals	53043	13927	14177	87564	37503	8065	*	214446	125327
Teff	17800	*	1886	56103	20269	*	*	129483	58032
Barley	*	*	*	*	*	*	*	34624	6165
Wheat	22440	5766	10973	35163	8144	*	*	81602	22184
Maize	18154	*	*	*	*	*	*	76231	13796
Sorghum	-	-	-	*	*	*	*	5640	*
Finger millet	-	-	-	*	*	-	-	48531	15017
Oats / 'Aja'	-	-	-	-	-	-	-	-	-
Rice	-	-	-	*	*	*	*	*	*
Masho	-	-	-	-	-	-	-	-	-
Pulses	*	*	*	*	*	*	*	42784	4409
Horse / Faba beans	*	*	*	*	*	*	*	29150	2482
Field Peas	-	-	-	*	*	-	-	*	*
Haricot beans white	-	-	-	-	-	-	-	*	*
Haricot beans red	-	-	-	-	-	-	-	*	*
Chick peas	-	-	-	*	*	-	-	*	*
Lentils	-	-	-	*	*	-	-	*	*
Vetch / Grass peas	-	-	-	*	*	*	*	*	*
Soya beans	-	-	-	-	-	-	-	-	-
Fenugreek	-	-	-	-	-	*	*	-	-
Gibto	-	-	-	*	*	-	-	*	*
Oilseeds	-	-	-	*	*	*	*	48691	3901
Neug	-	-	-	*	*	-	-	*	*
Linseed	-	-	-	-	-	*	*	*	1112
Groundnuts	-	-	-	-	-	-	-	-	-
Safflower	-	-	-	*	*	-	-	-	-
Sesame	-	-	-	-	-	-	-	-	-
Rapeseed	-	-	-	*	*	*	*	37693	*
Vegetables	*	*	-	*	*	*	*	19388	*
Lettuce	-	-	-	-	-	-	-	-	-
Head cabbage	-	-	-	-	-	-	-	-	-
Ethiopian cabbage	-	-	-	-	-	-	-	*	*
Tomatoes	*	*	-	-	-	*	*	-	-
Green peppers	-	-	-	*	*	*	*	*	*
Red peppers	-	-	-	-	-	*	*	*	*
Swiss chard	*	*	-	-	-	*	*	*	*
Root crops	*	*	-	*	*	*	*	42234	2205
Beetroot	-	-	-	-	-	-	-	-	-
Carrot	*	*	-	-	-	-	-	-	-
Onion	-	-	-	-	-	*	*	*	*
Potatoes	*	*	-	*	*	*	*	30304	*
Yam	-	-	-	-	-	-	-	-	-
Garlic	-	-	-	-	-	*	*	17899	86
Taro 'Godere'	-	-	-	-	-	-	-	-	-
Sweet potatoes	-	-	-	-	-	-	-	-	-
Other Temporary	-	-	-	-	-	*	*	*	*
Permanent crops	-	-	-	-	-	*	*	*	*
Avocado	-	-	-	-	-	*	*	-	-
Bananas	-	-	-	-	-	*	*	*	*
Guava	-	-	-	-	-	*	*	-	-
Lemons	-	-	-	-	-	-	-	-	-
Mangoes	-	-	-	-	-	-	-	*	*
Oranges	-	-	-	-	-	*	*	-	-
Papayas	-	-	-	-	-	-	-	-	-
Pineapples	-	-	-	-	-	-	-	-	-
Stimulant	*	*	-	*	*	11132	133	14344	*
Chat	-	-	-	*	*	*	*	*	*
Coffee	*	*	-	-	-	2310	*	*	*
Hops / 'Gesho'	-	-	-	*	*	10058	73	10970	*
Enset	-	-	-	-	-	-	-	-	-
Sugar cane	-	-	-	-	-	*	*	*	*
Other permanent	-	-	-	-	-	*	*	*	*

Table 1.3.3 Number of Holders, Inputs Applied Area and Quantity of Inputs used

North Wolo								
Crop type	All Crop Area	All Fertilizers		Natural		DAP		
		Hectare	Quintal	Holder	Hectare	Holder	Hectare	Quintal
All	277696	80389	33934	235576	37175	16798	2445	1130
Cereals	204770	70426	31901	175827	28685	14530	2244	978
Teff	64664	20531	8309	28605	5464	4746	776	331
Barley	57990	21779	4365	98562	13263	2838	*	*
Wheat	35948	16942	15980	36012	3702	*	*	*
Maize	6682	4522	*	79216	2669	2793	38	*
Sorghum	37645	6101	1392	22478	3236	*	*	*
Finger millet	757	380	*	6123	*	-	-	-
Oats / 'Aja'	1069	*	*	*	*	-	-	-
Rice	-	-	-	-	-	-	-	-
Masho	*	*	-	*	*	-	-	-
Pulses	61021	6255	515	57957	5763	*	*	*
Horse / Faba beans	19572	2696	225	36064	2524	*	*	*
Field Peas	12105	1157	76	16573	1060	*	*	*
Haricot beans white	6607	*	-	1481	*	-	-	-
Haricot beans red	*	*	*	*	*	-	-	-
Chick peas	7992	448	*	5277	288	-	-	-
Lentils	9375	*	*	11541	*	*	*	*
Vetch / Grass peas	2070	*	-	*	*	-	-	-
Soya beans	*	*	-	*	*	-	-	-
Fenugreek	*	99	*	6071	*	-	-	-
Gibto	-	-	-	-	-	-	-	-
Oilseeds	6439	1076	344	25354	827	*	*	*
Neug	1078	191	*	5947	111	*	*	*
Linseed	3574	454	*	9622	444	*	*	-
Groundnuts	-	-	-	-	-	-	-	-
Safflower	876	243	*	*	*	*	*	*
Sesame	*	*	-	*	*	-	-	-
Rapeseed	*	*	*	*	*	-	-	-
Vegetables	1289	494	191	78425	373	*	*	*
Lettuce	*	*	*	*	*	-	-	-
Head cabbage	24	*	*	*	*	-	-	-
Ethiopian cabbage	217	166	*	50396	163	-	-	-
Tomatoes	*	8	*	2932	*	*	*	-
Green peppers	26	*	-	2222	*	-	-	-
Red peppers	868	289	169	23318	184	*	*	*
Swiss chard	13	11	-	5824	11	-	-	-
Root crops	1753	1137	793	83262	633	1604	*	*
Beetroot	*	*	*	-	-	-	-	-
Carrot	*	*	*	*	*	-	-	-
Onion	464	306	414	5336	40	*	*	*
Potatoes	558	428	*	32209	322	-	-	-
Yam	-	-	-	-	-	-	-	-
Garlic	592	382	*	62650	262	1604	*	*
Taro 'Godere'	-	-	-	-	-	-	-	-
Sweet potatoes	*	*	-	1805	*	-	-	-
Other Temporary	650	210	*	36086	209	*	*	*
Permanent crops	*	82	*	18542	76	*	*	*
Avocado	*	*	*	*	*	-	-	-
Bananas	*	17	*	6900	17	-	-	-
Guava	*	*	*	3592	*	-	-	-
Lemons	*	-	-	-	-	-	-	-
Mangoes	*	*	*	*	*	-	-	-
Oranges	*	*	*	4086	11	-	-	-
Papayas	*	*	*	*	*	-	-	-
Pineapples	-	-	-	-	-	-	-	-
Stimulant	1113	514	*	44177	500	-	-	-
Chat	54	*	*	5418	*	-	-	-
Coffee	425	220	*	21509	215	-	-	-
Hops / 'Gesho'	634	254	*	34156	245	-	-	-
Enset	-	-	-	-	-	-	-	-
Sugar cane	*	*	*	*	*	-	-	-
Other permanent	*	*	*	*	*	-	-	-

(Table 1.3.3 cont'd.)

North Wolo

Crop type	UREA			UREA + DAP			INDIGENOUS SEED		
	Holder	Hectare	Quintal	Holder	Hectare	Quintal	Holder	Hectare	Quintal
All	53030	11431	3912	109618	29338	28892	342267	270738	225165
Cereals	49735	10964	3594	104988	28532	27329	330083	198169	159603
Teff	24681	6271	1811	40128	8021	6166	185958	61709	23575
Barley	8480	944	375	30338	7233	3884	207399	57186	75634
Wheat	11834	*	*	52440	11052	14807	148391	34307	48487
Maize	11339	622	171	*	*	*	131326	5812	2544
Sorghum	8532	1313	458	6746	951	854	130353	37313	7934
Finger millet	*	*	*	*	*	*	14821	757	283
Oats / 'Aja'	*	*	*	-	-	-	13768	1069	1147
Rice	-	-	-	-	-	-	-	-	-
Masho	-	-	-	-	-	-	*	*	-
Pulses	*	*	*	4252	282	446	218626	61004	63474
Horse / Faba beans	*	*	*	2466	110	213	117086	19571	27510
Field Peas	*	*	*	*	*	*	103716	12089	13254
Haricot beans									
white	-	-	-	-	-	-	32705	6607	4547
Haricot beans red	*	*	*	-	-	-	11047	*	-
Chick peas	*	*	*	*	*	*	52752	7992	6187
Lentils	-	-	-	-	-	-	72943	9375	8804
Vetch / Grass peas	-	-	-	-	-	-	20098	2070	1735
Soya beans	-	-	-	-	-	-	*	*	-
Fenugreek	-	-	-	*	*	*	30998	*	*
Gibto	-	-	-	-	-	-	-	-	-
Oilseeds	3274	*	*	3052	87	*	111396	6437	2089
Neug	*	*	*	*	*	*	28204	1078	197
Linseed	*	*	*	*	*	*	70599	3574	1534
Groundnuts	-	-	-	-	-	-	-	-	-
Safflower	*	*	*	1601	*	*	22197	876	*
Sesame	-	-	-	-	-	-	12986	*	*
Rapeseed	*	*	*	-	-	-	*	*	*
Vegetables	*	*	*	3987	*	*	113638	1261	-
Lettuce	*	*	*	-	-	-	*	*	-
Head cabbage	*	*	*	*	*	*	5811	24	-
Ethiopian cabbage	*	*	*	*	*	-	59930	213	-
Tomatoes	*	*	*	-	-	-	5509	*	-
Green peppers	-	-	-	-	-	-	6880	26	-
Red peppers	*	*	*	3586	*	*	42301	854	-
Swiss chard	-	-	-	-	-	-	5498	11	-
Root crops	8334	193	156	10327	281	611	128115	1595	-
Beetroot	*	*	*	*	*	*	*	*	-
Carrot	*	*	*	-	-	-	*	*	-
Onion	*	*	*	5479	171	331	19664	363	-
Potatoes	*	*	*	*	*	*	39702	521	-
Yam	-	-	-	-	-	-	-	-	-
Garlic	5281	*	*	4509	32	75	98729	592	-
Taro 'Godere'	-	-	-	-	-	-	-	-	-
Sweet potatoes	-	-	-	-	-	-	3222	*	-
Other Temporary	*	*	*	-	-	-	60707	650	-
Permanent crops							32614	*	
Avocado							*	*	
Bananas							12865	*	
Guava							8066	*	
Lemons							*	*	
Mangoes							*	*	
Oranges							8303	*	
Papayas							*	*	
Pineapples							-	-	
Stimulant							86769	983	
Chat							8753	45	
Coffee							31145	364	
Hops / 'Geshe'							73911	574	
Enset							-	-	
Sugar cane							*	*	
Other permanent							10819	*	

(Table 1.3.3 Cont'd.)

North Wolo

Crop type	IMPROVED SEED			PESTICIDE		IRRIGATION		EXTENSION PACKAGE	
	Holder	Hectare	Quintal	Holder	Hectare	Holder	Hectare	Holder	Hectare
All	37475	5794	3603	29186	7083	67965	6499	103291	26125
Cereals	25783	5564	3603	24604	6230	31411	4373	98688	24933
Teff	11862	2928	*	*	*	8938	1011	45710	9012
Barley	*	*	*	5225	*	3454	*	21620	*
Wheat	10671	1569	2569	9524	1903	10870	993	44337	8671
Maize	*	*	*	*	*	16331	*	19935	*
Sorghum	*	*	*	2450	204	*	*	16011	2404
Finger millet	-	-	-	*	*	*	*	*	*
Oats / 'Aja'	-	-	-	-	-	*	*	*	*
Rice	-	-	-	-	-	-	-	-	-
Masho	-	-	-	-	-	-	-	-	-
Pulses	*	*	*	*	*	9472	691	6995	483
Horse / Faba beans	*	*	*	*	*	5056	*	3307	154
Field Peas	*	*	*	*	*	*	*	*	*
Haricot beans white	-	-	-	*	*	*	*	*	*
Haricot beans red	-	-	-	*	*	*	*	*	*
Chick peas	-	-	-	*	*	*	*	*	*
Lentils	-	-	-	*	*	*	*	*	*
Vetch / Grass peas	-	-	-	*	*	*	*	*	*
Soya beans	-	-	-	*	*	*	*	*	*
Fenugreek	-	-	-	*	*	*	*	*	*
Gibto	-	-	-	-	-	-	-	-	-
Oilseeds	*	*	*	*	*	3336	*	5172	*
Neug	-	-	-	*	*	*	*	*	*
Linseed	-	-	-	*	*	*	*	*	*
Groundnuts	-	-	-	-	-	-	-	-	-
Safflower	-	-	-	-	-	*	*	*	*
Sesame	-	-	-	-	-	-	-	-	-
Rapeseed	-	*	*	*	*	*	*	*	*
Vegetables	3039	*	*	*	*	27438	336	4353	47
Lettuce	*	*	*	-	-	*	*	-	-
Head cabbage	-	-	-	-	-	2811	*	*	*
Ethiopian cabbage	*	*	*	*	*	8161	32	-	-
Tomatoes	*	*	*	-	-	*	*	*	*
Green peppers	-	-	-	-	-	1839	*	*	*
Red peppers	*	*	*	*	*	15735	266	3593	45
Swiss chard	*	*	*	-	-	1475	*	*	*
Root crops	7411	*	*	2945	*	20785	491	12134	367
Beetroot	*	*	*	-	-	*	*	*	*
Carrot	*	*	*	-	-	*	*	*	*
Onion	*	*	*	*	*	7604	*	6939	*
Potatoes	*	*	*	*	*	3466	*	*	*
Yam	-	-	-	-	-	-	-	-	-
Garlic	-	-	-	*	*	11585	94	6206	67
Taro 'Godere'	-	-	-	-	-	-	-	-	-
Sweet potatoes	*	*	*	-	-	*	*	*	*
Other Temporary	-	-	-	*	*	1556	*	*	*
Permanent crops	-	-	-	-	-	12904	65	*	*
Avocado	-	-	-	-	-	*	*	*	*
Bananas	-	-	-	-	-	*	*	*	*
Guava	-	-	-	-	-	*	*	*	*
Lemons	-	-	-	-	-	-	-	-	-
Mangoes	-	-	-	-	-	*	*	*	*
Oranges	-	-	-	-	-	3157	9	*	*
Papayas	-	-	-	-	-	*	*	*	*
Pineapples	-	-	-	-	-	-	-	-	-
Stimulant	*	*	*	-	-	30142	281	4010	34
Chat	-	-	-	-	-	2915	*	*	*
Coffee	*	*	*	-	-	11766	62	*	*
Hops / 'Geshe'	-	-	-	-	-	26126	195	2884	19
Enset	-	-	-	-	-	-	-	-	-
Sugar cane	-	-	-	-	-	*	*	*	*
Other permanent	-	-	-	-	-	4440	*	-	-

Table1.3.4 Number of Holders, Inputs Applied Area and Quantity of Inputs used

South Wolo

Crop type	All Crop Area	All Fertilizers		Natural		DAP		
		Hectare	Quintal	Holder	Hectare	Holder	Hectare	Quintal
All	457693	233296	217608	394575	52401	30210	6439	3928
Cereals	330939	213092	210577	282689	38355	26037	5552	3134
Teff	128965	88207	83969	56215	7002	11355	2023	1088
Barley	47065	17756	7929	118009	10595	3193	*	*
Wheat	98162	82655	108405	89569	8189	5710	596	506
Maize	11257	7290	1411	134039	5302	*	*	*
Sorghum	43261	16098	8304	51284	6683	*	*	*
Finger millet	1088	610	*	6762	269	*	*	*
Oats / 'Aja'	1116	477	*	8420	314	-	-	-
Rice	-	-	-	-	-	-	-	-
Masho	*	-	-	-	-	-	-	-
Pulses	103356	12246	4206	125583	8011	7203	590	415
Horse / Faba beans	23119	6093	2032	79053	4059	5127	562	*
Field Peas	14431	1357	*	24537	1306	-	-	-
Haricot beans white	12099	834	*	29653	698	-	-	-
Haricot beans red	*	*	*	*	*	*	*	*
Chick peas	16507	1133	295	7320	*	-	-	-
Lentils	14338	974	417	10468	572	-	-	-
Vetch / Grass peas	16258	*	*	3492	*	*	*	*
Soya beans	*	-	-	-	-	-	-	-
Fenugreek	*	802	*	9223	*	*	*	*
Gibto	-	-	-	-	-	-	-	-
Oilseeds	7806	1502	1212	27854	715	*	*	*
Neug	3472	607	*	8450	409	*	*	*
Linseed	1965	*	*	7002	*	-	-	-
Groundnuts	*	-	-	-	-	-	-	-
Safflower	*	*	*	*	*	-	-	-
Sesame	*	*	*	*	*	*	*	*
Rapeseed	233	*	*	8209	*	*	*	*
Vegetables	2139	1078	446	104204	679	*	*	*
Lettuce	*	*	-	*	*	-	-	-
Head cabbage	*	*	*	*	*	-	-	-
Ethiopian cabbage	102	75	*	40131	75	-	-	-
Tomatoes	*	*	-	*	*	-	-	-
Green peppers	107	85	*	11959	84	-	-	-
Red peppers	1590	860	*	46626	481	*	*	*
Swiss chard	11	*	*	4646	*	*	*	*
Root crops	1862	1122	294	157177	927	*	*	*
Beetroot	*	*	-	*	*	-	-	-
Carrot	*	*	*	2445	*	-	-	-
Onion	54	40	*	8964	*	-	-	-
Potatoes	418	327	*	23031	327	-	-	-
Yam	-	-	-	-	-	-	-	-
Garlic	1295	710	172	133251	558	*	*	*
Taro 'Godere'	*	*	-	*	*	-	-	-
Sweet potatoes	*	*	-	*	*	-	-	-
Other Temporary	4256	672	*	83793	478	-	-	-
Permanent crops	877	402	-	19188	279	-	-	-
Avocado	*	-	-	-	-	-	-	-
Bananas	98	*	*	*	*	-	-	-
Guava	*	*	*	4125	*	-	-	-
Lemons	*	*	*	*	*	-	-	-
Mangoes	*	*	*	*	*	-	-	-
Oranges	*	*	*	14306	161	-	-	-
Papayas	*	*	*	*	*	-	-	-
Pineapples	-	-	-	-	-	-	-	-
Stimulant	5623	2930	-	97370	2835	-	-	-
Chat	3671	1961	-	43550	1889	-	-	-
Coffee	1447	715	-	31216	696	-	-	-
Hops / 'Gesho'	504	255	-	47391	251	-	-	-
Enset	*	*	-	*	*	-	-	-
Sugar cane	*	*	-	*	*	-	-	-
Other permanent	421	*	-	7022	*	-	-	-

(Table 1.3.4 cont'd.)

South Wolo

Crop type	UREA			UREA + DAP			INDIGENOUS SEED		
	Holder	Hectare	Quintal	Holder	Hectare	Quintal	Holder	Hectare	Quintal
All	45841	5570	2653	309751	168887	211027	614067	447498	370139
Cereals	35540	4868	2216	303596	164317	205227	595562	322508	259677
Teff	17635	2311	874	198696	76871	82007	349801	126616	36704
Barley	4783	537	196	53691	6293	7353	280790	46942	71075
Wheat	9982	862	482	187886	73007	107416	315714	92500	120687
Maize	5427	*	*	17076	1530	1149	221167	11111	*
Sorghum	*	*	*	34274	6277	*	167768	43145	16485
Finger millet	*	*	*	*	*	*	20850	1053	317
Oats / 'Aja'	*	*	*	3302	*	*	28294	1116	1694
Rice	-	-	-	-	-	-	-	-	-
Masho	-	-	-	-	-	-	*	*	-
Pulses	4630	*	123	35316	3304	3667	447681	102844	105171
Horse / Faba beans	*	*	*	15624	1231	1555	255518	22990	30477
Field Peas	-	-	-	*	*	*	126808	14415	13998
Haricot beans									
white	-	-	-	3189	*	*	111394	12032	8601
Haricot beans red	-	-	-	*	*	*	35583	*	-
Chick peas	*	*	*	3770	*	292	110299	16434	16484
Lentils	-	-	-	*	401	417	133218	14338	13398
Vetch / Grass peas	-	-	-	*	*	*	113161	16258	20110
Soya beans	-	-	-	-	-	-	*	*	*
Fenugreek	*	*	*	7480	*	*	57367	*	1996
Gibto	-	-	-	-	-	-	-	-	-
Oilseeds	*	*	*	13962	572	907	153003	7617	*
Neug	-	-	-	5976	*	425	73702	3441	*
Linseed	-	-	-	*	*	*	66192	1928	830
Groundnuts	-	-	-	-	-	-	*	*	*
Safflower	-	-	-	*	*	*	*	*	*
Sesame	-	-	-	*	*	*	*	*	*
Rapeseed	*	*	*	*	*	*	16151	133	35
Vegetables	*	*	*	9293	*	*	164134	2091	-
Lettuce	-	-	-	-	-	-	*	*	-
Head cabbage	*	*	*	-	-	-	4874	*	-
Ethiopian cabbage	-	-	-	*	*	*	56897	102	-
Tomatoes	-	-	-	-	-	-	19416	*	-
Green peppers	-	-	-	*	*	*	15806	107	-
Red peppers	*	*	*	*	*	*	79821	1544	-
Swiss chard	-	-	-	-	-	-	8114	11	-
Root crops	8001	*	*	11990	*	*	244505	1857	-
Beetroot	-	-	-	-	-	-	3738	*	-
Carrot	-	-	-	*	*	*	*	*	-
Onion	*	*	*	*	*	*	15169	54	-
Potatoes	-	-	-	*	*	*	34559	417	-
Yam	-	-	-	-	-	-	-	-	-
Garlic	*	*	*	9483	*	*	209182	1290	-
Taro 'Godere'	-	-	-	-	-	-	*	*	-
Sweet potatoes	-	-	-	-	-	-	*	*	-
Other Temporary	-	-	-	3678	*	*	151899	4237	-
Permanent crops							40007	467	-
Avocado							*	*	-
Bananas							8076	74	-
Guava							*	87	-
Lemons							3524	*	-
Mangoes							*	*	-
Oranges							22487	232	-
Papayas							*	*	-
Pineapples							-	-	-
Stimulant							179517	5090	-
Chat							86742	3473	-
Coffee							62917	1118	-
Hops / 'Gesho'							93172	499	-
Enset							*	*	-
Sugar cane							*	*	-
Other permanent							14650	*	-

(Table 1.3.4 Cont'd.)

South Wolo

Crop type	IMPROVED SEED			PESTICIDE		IRRIGATION		EXTENSION PACKAGE	
	Holder	Hectare	Quintal	Holder	Hectare	Holder	Hectare	Holder	Hectare
All	52952	8140	8307	53880	18743	66956	4175	293394	126770
Cereals	40238	7473	8093	49813	13543	26261	*	285007	119549
Teff	10458	1791	*	16611	2528	*	*	163798	52939
Barley	*	*	*	*	*	*	*	42118	4355
Wheat	29679	5424	7103	*	*	*	*	164369	49042
Maize	*	*	*	*	*	*	*	29094	1589
Sorghum	-	-	-	*	*	*	*	51203	*
Finger millet	-	-	-	-	-	-	-	*	*
Oats / 'Aja'	-	-	-	*	*	-	-	*	*
Rice	-	-	-	-	-	-	-	-	-
Masho	-	-	-	-	-	-	-	-	-
Pulses	3174	*	*	*	*	*	*	42838	4994
Horse / Faba beans	*	*	*	*	*	*	*	19832	1835
Field Peas	*	*	*	*	*	-	-	4290	*
Haricot beans white	*	*	-	*	*	-	-	*	*
Haricot beans red	*	*	-	*	*	-	-	*	*
Chick peas	-	-	-	*	*	*	*	4714	572
Lentils	-	-	-	*	*	*	*	7364	555
Vetch / Grass peas	-	-	-	*	*	*	*	*	*
Soya beans	-	-	-	-	-	-	-	-	-
Fenugreek	*	*	*	*	*	-	-	*	*
Gibto	-	-	-	-	-	-	-	-	-
Oilseeds	-	-	-	*	*	*	*	17805	736
Neug	-	-	-	*	*	*	*	5878	*
Linseed	-	-	-	*	*	-	-	*	*
Groundnuts	-	-	-	-	-	-	-	-	-
Safflower	-	-	-	-	-	-	-	*	*
Sesame	-	-	-	*	*	-	-	*	*
Rapeseed	-	-	-	-	-	-	-	*	*
Vegetables	*	*	-	*	*	29749	*	16164	*
Lettuce	-	-	-	-	-	*	*	-	-
Head cabbage	*	*	-	*	*	*	*	*	*
Ethiopian cabbage	-	-	-	-	-	*	*	-	-
Tomatoes	-	-	-	-	-	5005	*	*	*
Green peppers	-	-	-	-	-	*	*	*	*
Red peppers	*	*	-	-	-	27515	*	12831	*
Swiss chard	-	-	-	-	-	*	*	*	*
Root crops	*	*	-	*	*	*	*	16010	91
Beetroot	-	-	-	-	-	*	*	-	-
Carrot	-	-	-	-	-	*	*	*	*
Onion	-	-	-	*	*	4968	14	*	*
Potatoes	*	*	-	-	-	*	*	-	-
Yam	-	-	-	-	-	-	-	-	-
Garlic	*	*	-	*	*	*	*	13059	77
Taro 'Godere'	-	-	-	-	-	-	-	-	-
Sweet potatoes	-	-	-	-	-	*	*	-	-
Other Temporary	-	-	-	*	*	*	*	6283	*
Permanent crops	-	-	-	*	*	11760	66	*	*
Avocado	-	-	-	-	-	-	-	-	-
Bananas	-	-	-	-	-	*	*	-	-
Guava	-	-	-	-	-	*	*	-	-
Lemons	-	-	-	-	-	*	*	-	-
Mangoes	-	-	-	-	-	*	*	*	*
Oranges	-	-	-	*	*	*	*	*	*
Papayas	-	-	-	-	-	*	*	-	-
Pineapples	-	-	-	-	-	-	-	-	-
Stimulant	*	*	-	*	*	36450	*	9587	*
Chat	-	-	-	*	*	*	*	*	*
Coffee	*	*	-	*	*	23356	*	*	*
Hops / 'Gesho'	-	-	-	-	-	*	*	*	*
Enset	-	-	-	-	-	-	-	-	-
Sugar cane	-	-	-	-	-	*	*	*	*
Other permanent	-	-	-	-	-	*	*	-	-

Table 1.3.5 Number of Holders, Inputs Applied Area and Quantity of Inputs used

North Shewa

Crop type	All Crop Area	All Fertilizers		Natural		DAP		
		Hectare	Quintal	Holder	Hectare	Holder	Hectare	Quintal
All	575890	234416	242165	279377	55802	83971	42317	35550
Cereals	438421	203654	221107	207234	37139	71421	39477	33175
Teff	137361	84237	76923	27367	5240	37394	27413	*
Barley	66462	31269	20219	78432	11855	23042	6842	5704
Wheat	78888	57764	105184	32332	3395	9994	1701	1985
Maize	10339	4767	*	108728	3714	*	*	*
Sorghum	137037	25047	*	47738	12553	*	*	*
Finger millet	*	*	-	*	*	-	-	-
Oats / 'Aja'	*	*	*	-	-	*	*	*
Rice	*	*	-	*	*	-	-	-
Masho	7618	553	*	*	*	-	-	-
Pulses	113564	20870	3712	105357	16626	10005	1639	971
Horse / Faba beans	41747	14025	434	77724	13453	5172	520	*
Field Peas	12035	*	*	17558	*	*	*	*
Haricot beans white	1373	*	-	3412	*	-	-	-
Haricot beans red	1829	317	*	15593	256	-	-	-
Chick peas	21928	2490	*	5132	799	*	*	*
Lentils	25871	1352	1309	*	*	3180	*	*
Vetch / Grass peas	5543	*	-	*	*	-	-	-
Soya beans	*	-	-	-	-	-	-	-
Fenugreek	2999	479	316	11925	117	*	*	*
Gibto	-	-	-	-	-	-	-	-
Oilseeds	10065	2209	*	16103	372	*	*	*
Neug	1335	*	*	*	*	-	-	-
Linseed	4383	151	*	2693	*	-	-	-
Groundnuts	*	-	-	-	-	-	-	-
Safflower	1137	555	731	6744	*	*	*	*
Sesame	2918	*	*	*	*	*	*	*
Rapeseed	*	*	*	*	*	*	*	*
Vegetables	1388	693	*	89184	417	*	*	*
Lettuce	*	*	-	*	*	-	-	-
Head cabbage	*	*	*	*	*	*	*	*
Ethiopian cabbage	351	241	*	50955	185	*	*	*
Tomatoes	*	*	*	3599	*	-	-	-
Green peppers	*	*	*	7612	23	-	-	-
Red peppers	586	247	53	36489	196	-	-	-
Swiss chard	13	*	-	*	*	-	-	-
Root crops	6740	5483	*	99783	439	11570	647	*
Beetroot	*	*	*	2256	*	-	-	-
Carrot	10	*	-	*	*	-	-	-
Onion	5081	*	*	29110	89	6628	*	*
Potatoes	250	124	*	20657	98	*	*	*
Yam	*	-	-	-	-	-	-	-
Garlic	1328	*	*	76023	242	5928	*	*
Taro 'Godere'	-	-	-	-	-	-	-	-
Sweet potatoes	*	*	*	*	*	*	*	*
Other Temporary	*	*	*	21210	64	*	*	*
Permanent crops	896	46	*	13298	45	*	*	*
Avocado	*	*	*	*	*	*	*	*
Bananas	242	*	*	*	*	*	*	*
Guava	*	*	*	*	*	*	*	*
Lemons	*	*	*	*	*	*	*	*
Mangoes	*	*	*	*	*	*	*	*
Oranges	75	*	*	5233	*	*	*	*
Papayas	17	3	*	4778	2	*	*	*
Pineapples	-	-	-	*	-	-	-	-
Stimulant	2517	636	*	47087	619	*	*	*
Chat	*	*	*	3545	*	*	*	*
Coffee	514	173	*	17501	171	*	*	*
Hops / 'Gesho'	1729	422	*	33608	406	*	*	*
Enset	-	-	-	-	-	-	-	-
Sugar cane	*	*	*	*	*	*	*	*
Other permanent	*	24	*	10630	21	*	*	*

(Table 1.3.5 cont'd.)

North Shewa

Crop type	UREA			UREA + DAP			INDIGENOUS SEED		
	Holder	Hectare	Quintal	Holder	Hectare	Quintal	Holder	Hectare	Quintal
All	106283	27002	16206	200930	109295	190409	546528	566904	460418
Cereals	91331	25736	15179	187130	101303	172752	522338	430711	303482
Teff	64282	16951	8516	91195	34634	46721	321470	135896	45911
Barley	11138	*	*	36312	10861	13291	221092	65556	96761
Wheat	23361	*	*	109800	48489	99731	219566	74080	126581
Maize	8655	*	192	7330	*	*	211158	10177	4196
Sorghum	11693	2542	1722	*	*	*	242204	136681	29518
Finger millet	-	-	-	-	-	-	2294	*	*
Oats / 'Aja'	-	-	-	-	*	*	*	*	*
Rice	-	-	-	-	-	-	2790	*	*
Masho	*	*	*	*	*	*	37799	7606	-
Pulses	5008	*	120	21089	2323	*	349127	112650	153649
Horse / Faba beans	*	*	*	*	*	*	218185	41252	76553
Field Peas	-	-	-	*	*	*	97147	11928	15650
Haricot beans									
white	-	-	-	-	-	-	19443	1373	813
Haricot beans red	*	*	*	*	*	*	41165	1829	-
Chick peas	*	*	*	*	*	*	92838	21678	29226
Lentils	*	*	*	8419	540	*	122249	25809	21510
Vetch / Grass peas	-	-	-	-	-	-	37892	5543	7615
Soya beans	-	-	-	-	-	-	*	*	*
Fenugreek	*	*	*	7020	317	271	69478	2999	2092
Gibto	-	-	-	-	-	-	-	-	-
Oilseeds	8098	*	*	10829	*	*	137513	10065	3288
Neug	*	*	*	*	*	*	27577	1335	*
Linseed	*	*	*	2352	*	*	59677	4383	1338
Groundnuts	-	-	-	-	-	-	*	*	*
Safflower	*	*	*	*	*	*	32104	1137	127
Sesame	*	*	*	*	*	*	46831	2918	140
Rapeseed	-	-	-	*	*	*	*	*	*
Vegetables	8679	81	63	*	*	*	195983	1385	-
Lettuce	-	-	-	-	-	-	2127	*	-
Head cabbage	*	*	*	*	*	*	8187	*	-
Ethiopian cabbage	4786	*	*	*	*	*	100505	351	-
Tomatoes	-	-	-	*	*	*	10707	*	-
Green peppers	*	*	*	*	*	*	35260	*	-
Red peppers	*	*	*	*	*	*	72362	583	-
Swiss chard	-	-	-	-	-	-	8383	13	-
Root crops	22223	*	*	46630	*	*	287708	6658	-
Beetroot	*	*	*	*	*	*	5813	*	-
Carrot	-	-	-	-	-	-	5869	10	-
Onion	*	*	*	40882	*	*	131516	5071	-
Potatoes	-	-	-	*	*	*	44033	248	-
Yam	-	-	-	-	-	-	*	*	-
Garlic	7976	*	*	18076	*	*	207753	1258	-
Taro 'Godere'	-	-	-	-	-	-	-	-	-
Sweet potatoes	-	-	-	-	-	-	*	*	-
Other Temporary	*	*	*	*	*	*	60442	*	-
Permanent crops							47942	781	
Avocado							*	*	
Bananas							15844	232	
Guava							*	*	
Lemons							10205	*	
Mangoes							10132	*	
Oranges							16150	74	
Papayas							12885	17	
Pineapples							*	-	
Stimulant							147480	2364	
Chat							21180	*	
Coffee							47188	482	
Hops / 'Gesho'							126463	1650	
Enset							-	-	
Sugar cane							13152	*	
Other permanent							38902	*	

(Table 1.3.5 Cont'd.)

Crop type	IMPROVED SEED			PESTICIDE		IRRIGATION		EXTENSION PACKAGE	
	Holder	Hectare	Quintal	Holder	Hectare	Holder	Hectare	Holder	Hectare
All	34138	6715	9745	145928	64639	102238	*	268117	137951
Cereals	23807	6323	9368	101884	42682	*	*	249343	124840
Teff	4093	*	*	68617	25122	*	*	123541	46402
Barley	*	*	*	12445	*	*	*	62170	17764
Wheat	17900	4703	8391	40205	8230	2958	*	129631	45811
Maize	*	*	*	*	632	12163	*	25243	1515
Sorghum	-	-	-	19464	6168	*	*	48479	12863
Finger millet	-	-	-	-	-	-	-	*	*
Oats / 'Aja'	-	-	-	-	-	-	-	*	*
Rice	-	-	-	*	*	*	*	*	*
Masho	-	-	-	7593	*	*	*	*	*
Pulses	*	*	*	50783	*	4538	*	52999	7368
Horse / Faba beans	*	*	-	10800	1383	*	*	24299	3406
Field Peas	-	-	-	*	*	*	*	5747	151
Haricot beans white	-	-	-	*	*	-	-	-	-
Haricot beans red	-	-	-	*	*	*	*	*	*
Chick peas	*	*	*	*	*	*	*	9377	*
Lentils	*	*	*	27358	*	-	-	12789	1340
Vetch / Grass peas	-	-	-	*	*	*	*	*	*
Soya beans	-	-	-	*	*	-	-	*	*
Fenugreek	-	-	-	*	*	*	*	10851	399
Gibto	-	-	-	-	-	-	-	-	-
Oilseeds	*	*	*	5218	*	*	*	15579	890
Neug	-	-	-	*	*	-	-	*	*
Linseed	-	-	-	*	*	-	-	*	*
Groundnuts	-	-	-	-	-	-	-	-	-
Safflower	*	*	*	-	-	*	*	*	*
Sesame	-	-	-	*	*	*	*	*	*
Rapeseed	-	-	-	-	-	-	-	*	*
Vegetables	*	*	-	9177	*	25632	208	30134	175
Lettuce	-	-	-	-	-	*	*	-	-
Head cabbage	*	*	-	*	*	*	*	*	*
Ethiopian cabbage	-	-	-	*	*	12693	*	17798	*
Tomatoes	-	-	-	*	*	*	*	*	*
Green peppers	-	-	-	*	*	6017	*	*	*
Red peppers	*	*	-	*	*	*	*	*	*
Swiss chard	-	-	-	-	-	*	*	*	*
Root crops	4017	*	-	37652	*	51662	*	71790	*
Beetroot	-	-	-	-	-	*	*	*	*
Carrot	-	-	-	-	-	*	*	-	-
Onion	*	*	-	*	*	*	*	43188	*
Potatoes	*	*	-	-	-	*	*	4324	*
Yam	-	-	-	-	-	-	-	*	*
Garlic	2313	*	-	7915	*	17312	*	31531	157
Taro 'Godere'	-	-	-	-	-	-	-	-	-
Sweet potatoes	-	-	-	-	-	*	*	*	*
Other Temporary	*	*	-	*	*	9608	*	9537	*
Permanent crops	-	-	-	-	-	24755	393	*	*
Avocado	-	-	-	-	-	*	*	*	*
Bananas	-	-	-	-	-	8373	180	*	*
Guava	-	-	-	-	-	*	*	-	-
Lemons	-	-	-	-	-	*	*	-	-
Mangoes	-	-	-	-	-	4094	18	*	*
Oranges	-	-	-	-	-	6004	*	*	*
Papayas	-	-	-	-	-	6596	*	*	*
Pineapples	-	-	-	-	-	-	-	-	-
Stimulant	*	*	-	6532	*	32620	578	12553	*
Chat	-	-	-	*	*	*	*	*	*
Coffee	*	*	-	*	*	17358	275	4469	*
Hops / 'Gesho'	-	-	-	4948	*	19656	*	8985	*
Enset	-	-	-	-	-	-	-	*	*
Sugar cane	-	-	-	-	-	*	*	*	*
Other permanent	-	-	-	*	*	*	*	*	*

Table 1.3.6 Number of Holders, Inputs Applied Area and Quantity of Inputs used

East Gojjam

Crop type	All Crop Area	All Fertilizers		Natural		DAP		
		Hectare	Quintal	Holder	Hectare	Holder	Hectare	Quintal
All	665893	416154	600329	407857	46309	137814	68215	58631
Cereals	501677	378742	572414	242749	28188	115546	59032	52213
Teff	248461	216173	320507	14864	1430	82715	39897	34024
Barley	49907	22310	16783	71075	7475	21145	*	3745
Wheat	111581	84505	156217	41953	4930	40294	9603	10682
Maize	56688	51809	78729	161049	10796	36472	5151	3688
Sorghum	33497	*	*	*	*	-	-	-
Finger millet	*	*	*	-	-	-	-	-
Oats / 'Aja'	*	*	*	*	*	*	*	*
Rice	-	-	-	-	-	-	-	-
Masho	-	-	-	-	-	-	-	-
Pulses	118365	22143	16031	131818	9344	47547	7675	5074
Horse / Faba beans	42804	13244	9433	96084	6208	35701	4437	2987
Field Peas	17270	4531	3479	8001	734	22752	2669	1689
Haricot beans white	8960	*	*	4999	*	-	-	-
Haricot beans red	11918	2115	2124	21502	940	*	*	*
Chick peas	7931	*	-	*	*	-	-	-
Lentils	2465	*	-	*	*	-	-	-
Vetch / Grass peas	23161	1197	*	10602	*	*	*	*
Soya beans	*	*	*	*	*	*	*	*
Fenugreek	503	50	*	2876	*	-	-	-
Gibto	*	*	*	-	-	*	*	*
Oilseeds	30239	4807	7981	63634	1330	21873	776	581
Neug	14080	388	*	3851	*	*	*	*
Linseed	3167	*	*	*	*	*	*	*
Groundnuts	*	*	*	*	*	-	-	-
Safflower	*	*	*	*	*	-	-	-
Sesame	*	*	*	-	-	-	-	-
Rapeseed	4337	3782	7608	55480	891	19655	486	523
Vegetables	1572	1270	485	98931	789	4544	69	86
Lettuce	*	*	-	*	*	-	-	-
Head cabbage	138	103	*	25027	103	-	-	-
Ethiopian cabbage	*	*	-	2315	*	-	-	-
Tomatoes	*	*	-	5124	*	-	-	-
Green peppers	249	189	*	51982	168	*	*	*
Red peppers	1154	960	453	32228	500	*	*	*
Swiss chard	*	*	-	*	*	-	-	-
Root crops	7096	5450	3078	170096	3125	13046	*	*
Beetroot	66	42	*	20034	42	*	*	*
Carrot	*	*	-	*	*	-	-	-
Onion	403	251	103	24063	130	*	*	*
Potatoes	5464	4477	*	42684	2464	8623	*	*
Yam	-	-	-	-	-	-	-	-
Garlic	1045	661	279	109146	470	2647	*	*
Taro 'Godere'	-	-	-	-	-	-	-	-
Sweet potatoes	-	-	-	-	-	-	-	-
Other Temporary	*	*	*	61376	*	*	*	*
Permanent crops	140	*	*	9824	*	*	*	*
Avocado	*	*	*	*	*	-	-	-
Bananas	*	*	*	*	*	-	-	-
Guava	*	*	*	*	*	-	-	-
Lemons	*	*	*	*	*	-	-	-
Mangoes	*	-	-	-	-	-	-	-
Oranges	41	*	*	5985	*	-	-	-
Papayas	*	*	*	*	*	-	-	-
Pineapples	-	-	-	-	-	-	-	-
Stimulant	5253	2981	*	176471	2865	*	*	*
Chat	*	*	*	*	*	-	-	-
Coffee	438	153	*	17202	153	-	-	-
Hops / 'Gesho'	4714	2781	*	174602	2667	-	-	-
Enset	-	-	-	-	-	-	-	-
Sugar cane	316	*	*	5780	*	-	-	-
Other permanent	162	*	*	22110	*	-	-	-

(Table 1.3.6 cont'd.)

East Gojjam

Crop type	UREA			UREA + DAP			INDIGENOUS SEED		
	Holder	Hectare	Quintal	Holder	Hectare	Quintal	Holder	Hectare	Quintal
All	120230	30503	20512	349455	271128	521185	574647	614013	521280
Cereals	103805	27975	18362	346605	263547	501840	543828	450261	398661
Teff	54148	17385	11518	263079	157462	274965	400448	241303	102020
Barley	16408	3405	1893	37117	7112	11145	210235	49833	75763
Wheat	13715	2208	*	181655	67764	144210	306929	103435	200231
Maize	39223	4726	3522	138408	31135	71519	220629	20743	8076
Sorghum	*	*	*	*	*	*	72632	33404	10595
Finger millet	*	*	*	-	-	-	*	*	*
Oats / 'Aja'	-	-	-	*	*	-	*	*	*
Rice	-	-	-	-	-	-	-	-	-
Masho	-	-	-	-	-	-	-	-	-
Pulses	25105	1300	1069	53519	3824	9888	419197	118285	112808
Horse / Faba beans	7559	493	*	42469	2106	6129	314184	42742	51922
Field Peas	*	*	*	11993	1072	1770	134490	17270	17215
Haricot beans white	*	*	*	*	*	*	45401	8942	10043
Haricot beans red	*	*	*	6664	434	1399	70372	11918	-
Chick peas	-	-	-	-	-	-	42327	7931	6612
Lentils	-	-	-	-	-	-	22246	2465	1615
Vetch / Grass peas	-	-	-	*	*	*	106992	23161	23894
Soya beans	-	-	-	*	*	*	*	*	86
Fenugreek	*	*	*	*	*	*	17924	503	320
Gibto	-	-	-	*	*	*	16210	*	*
Oilseeds	10552	*	*	55817	2273	7070	235479	30216	9812
Neug	-	-	-	*	*	*	74940	14080	1780
Linseed	-	-	-	*	*	*	23409	3167	*
Groundnuts	*	*	*	*	*	*	*	*	*
Safflower	*	*	*	*	*	*	*	*	*
Sesame	*	*	*	-	-	-	21625	*	*
Rapeseed	8176	*	*	54055	2194	6906	143362	4314	*
Vegetables	17917	*	*	7886	*	167	161271	1554	-
Lettuce	-	-	-	-	-	-	*	*	*
Head cabbage	*	*	*	-	-	-	34362	132	-
Ethiopian cabbage	-	-	-	-	-	-	2315	*	-
Tomatoes	-	-	-	-	-	-	6303	*	-
Green peppers	*	*	*	*	*	*	75027	249	-
Red peppers	*	*	*	*	*	*	69952	1154	-
Swiss chard	-	-	-	-	-	-	*	*	-
Root crops	24721	*	*	29189	1286	*	297208	7093	-
Beetroot	*	*	*	-	-	-	30022	63	-
Carrot	-	-	-	-	-	-	*	*	-
Onion	*	*	*	3724	*	*	47105	403	-
Potatoes	*	*	*	19477	1148	*	92318	5464	-
Yam	-	-	-	-	-	-	-	-	-
Garlic	15072	*	*	8964	65	148	196939	1045	-
Taro 'Godere'	-	-	-	-	-	-	-	-	-
Sweet potatoes	-	-	-	-	-	-	-	-	-
Other Temporary	*	*	*	*	*	*	112396	*	-
Permanent crops							17970	135	
Avocado							2560	*	
Bananas							6044	*	
Guava							*	*	
Lemons							*	*	
Mangoes							*	*	
Oranges							9481	41	
Papayas							*	*	
Pineapples							-	-	
Stimulant							273994	4948	
Chat							16020	*	
Coffee							29520	383	
Hops / 'Gesho'							269522	4464	
Enset							-	-	
Sugar cane							15292	316	
Other permanent							31615	146	

(Table 1.3.6 Cont'd.)

Crop type	IMPROVED SEED			PESTICIDE		IRRIGATION		EXTENSION PACKAGE	
	Holder	Hectare	Quintal	Holder	Hectare	Holder	Hectare	Holder	Hectare
All	216665	51631	26282	91196	51159	76517	4077	489164	397888
Cereals	210990	51416	26175	86246	50401	5559	*	471833	361135
Teff	17728	7157	1621	70179	35110	*	*	335695	208072
Barley	*	*	*	*	*	*	*	110657	18390
Wheat	29352	8147	15700	33918	13397	-	-	247118	83153
Maize	186720	35945	8747	*	*	*	*	269575	50388
Sorghum	*	*	*	*	*	-	-	*	*
Finger millet	-	-	-	-	-	-	-	-	-
Oats / 'Aja'	-	-	-	-	-	-	-	*	*
Rice	-	-	-	-	-	-	-	-	-
Masho	-	-	-	-	-	-	-	-	-
Pulses	*	*	*	*	*	*	*	205769	23630
Horse / Faba beans	*	*	*	*	*	*	*	156536	15471
Field Peas	-	-	-	-	-	-	-	47162	4756
Haricot beans white	*	*	*	-	-	-	-	4054	*
Haricot beans red	-	-	-	-	-	-	-	36798	*
Chick peas	-	-	-	-	-	-	-	*	*
Lentils	-	-	-	-	-	-	-	*	*
Vetch / Grass peas	-	-	-	-	-	-	-	*	*
Soya beans	-	-	-	-	-	-	-	*	*
Fenugreek	-	-	-	-	-	-	-	3713	*
Gibto	-	-	-	-	-	-	-	*	*
Oilseeds	*	*	*	*	*	*	*	118796	*
Neug	-	-	-	-	-	-	-	9374	*
Linseed	-	-	-	-	-	-	-	*	*
Groundnuts	-	-	-	-	-	-	-	*	*
Safflower	-	-	-	*	*	-	-	*	*
Sesame	-	-	-	-	-	-	-	-	-
Rapeseed	*	*	*	*	*	*	*	102971	3390
Vegetables	*	*	-	-	-	10713	*	26085	282
Lettuce	-	-	-	-	-	-	-	-	-
Head cabbage	*	*	-	-	-	*	*	*	*
Ethiopian cabbage	-	-	-	-	-	-	-	*	*
Tomatoes	*	*	-	-	-	*	*	-	-
Green peppers	-	-	-	-	-	*	*	5809	*
Red peppers	-	-	-	-	-	*	*	17324	253
Swiss chard	-	-	-	-	-	-	-	-	-
Root crops	*	*	-	-	-	41470	2119	94564	4429
Beetroot	*	*	-	-	-	*	*	*	*
Carrot	*	*	-	-	-	*	*	*	*
Onion	*	*	-	-	-	4599	53	7348	*
Potatoes	-	-	-	-	-	32514	1976	63876	4027
Yam	-	-	-	-	-	-	-	-	-
Garlic	-	-	-	-	-	9459	*	34178	285
Taro 'Godere'	-	-	-	-	-	-	-	-	-
Sweet potatoes	-	-	-	-	-	-	-	-	-
Other Temporary	*	*	-	-	-	*	*	11534	98
Permanent crops						8782	*	*	*
Avocado	-	-	-	-	-	*	*	-	-
Bananas	-	-	-	-	-	*	*	-	-
Guava	-	-	-	-	-	*	*	-	-
Lemons	-	-	-	-	-	*	*	-	-
Mangoes	-	-	-	-	-	*	*	-	-
Oranges	-	-	-	-	-	4186	22	-	-
Papayas	-	-	-	-	-	*	*	*	*
Pineapples	-	-	-	-	-	-	-	-	-
Stimulant	*	*	-	*	*	35209	505	56126	755
Chat	-	-	-	-	-	*	*	*	*
Coffee	*	*	-	-	-	9777	79	6997	*
Hops / 'Gesho'	-	-	-	*	*	32326	408	51374	559
Enset	-	-	-	-	-	-	-	-	-
Sugar cane	-	-	-	*	*	*	176	*	*
Other permanent	-	-	-	-	-	*	*	*	*

Table 1.3.7 Number of Holders, Inputs Applied Area and Quantity of Inputs used

West Gojjam

Crop type	All Crop Area	All Fertilizers		Natural		DAP		
		Hectare	Quintal	Holder	Hectare	Holder	Hectare	Quintal
All	645390	460430	745466	338123	39619	278804	124923	110849
Cereals	491448	402778	651184	185127	27595	249912	110122	97280
Teff	148701	120239	160790	5739	683	135821	45414	36246
Barley	25555	16151	7684	32519	*	29530	4500	3890
Wheat	32290	26625	46062	*	*	43035	8480	9145
Maize	198087	175695	371045	157138	15956	56401	8071	7696
Sorghum	*	*	*	-	-	*	*	*
Finger millet	78726	63710	65121	*	*	114009	43648	40288
Oats / 'Aja'	*	*	*	-	-	-	-	-
Rice	*	*	*	-	-	-	-	-
Masho	-	-	-	-	-	-	-	-
Pulses	85613	23678	27897	56951	4339	77786	11866	10385
Horse / Faba beans	25227	16279	18950	45809	3512	61452	8282	7608
Field Peas	8031	3750	3112	*	231	32819	2682	2131
Haricot beans white	*	*	*	*	*	*	*	*
Haricot beans red	18263	2530	4114	6312	*	2900	*	*
Chick peas	13164	*	*	*	*	*	*	*
Lentils	*	*	*	-	-	*	*	*
Vetch / Grass peas	14389	*	*	*	*	-	-	-
Soya beans	*	-	-	-	-	-	-	-
Fenugreek	*	*	*	*	*	-	-	-
Gibto	3394	413	525	*	*	5441	*	*
Oilseeds	35236	9173	20514	58685	1753	29635	771	953
Neug	16119	*	158	*	*	*	*	*
Linseed	1358	667	*	*	*	*	*	*
Groundnuts	*	-	-	-	-	-	-	-
Safflower	*	18	*	*	*	*	*	*
Sesame	*	*	*	-	-	*	*	*
Rapeseed	9737	8068	19460	52738	1399	24112	474	617
Vegetables	18154	15391	36985	115713	936	21713	459	580
Lettuce	-	-	-	-	-	-	-	-
Head cabbage	*	*	*	11312	27	*	*	*
Ethiopian cabbage	*	*	*	4175	*	*	*	*
Tomatoes	*	*	*	-	-	-	-	-
Green peppers	*	*	*	*	*	*	*	*
Red peppers	17959	15214	36816	94292	846	17822	439	558
Swiss chard	-	-	-	-	-	-	-	-
Root crops	3142	2586	2717	96722	457	29335	1261	1173
Beetroot	*	*	*	7310	*	*	*	*
Carrot	*	*	*	*	*	-	-	-
Onion	194	182	*	*	*	*	*	*
Potatoes	2307	1842	1632	7026	174	18666	1182	*
Yam	-	-	-	-	-	-	-	-
Garlic	628	550	734	86757	226	7033	32	48
Taro 'Godere'	-	-	-	-	-	-	-	-
Sweet potatoes	*	*	-	*	*	-	-	-
Other Temporary	*	1106	1559	60551	377	8479	*	*
Permanent crops	452	315	*	34697	294	*	*	*
Avocado	*	*	*	*	*	*	*	*
Bananas	139	*	*	14150	*	*	*	*
Guava	*	*	*	4218	*	*	*	*
Lemons	11	*	*	4468	*	*	*	*
Mangoes	155	143	*	15865	128	*	*	*
Oranges	44	*	*	5899	*	*	*	*
Papayas	*	*	*	*	*	*	*	*
Pineapples	-	-	-	-	-	-	-	-
Stimulant	7458	4843	*	166932	3492	*	*	*
Chat	1288	869	*	25584	782	*	*	*
Coffee	*	*	*	38777	*	*	*	*
Hops / 'Gesho'	4429	2984	*	149872	1732	*	*	*
Enset	-	-	-	-	-	-	-	-
Sugar cane	*	*	*	8198	*	*	*	*
Other permanent	204	*	*	26327	44	*	*	*

(Table 1.3.7 cont'd.)

Crop type	UREA			UREA + DAP			INDIGENOUS SEED		
	Holder	Hectare	Quintal	Holder	Hectare	Quintal	Holder	Hectare	Quintal
All	126617	16532	11075	431349	279356	623543	549462	471142	327284
Cereals	80704	14475	9493	427181	250585	544411	508443	320421	253045
Teff	12009	2704	1158	167585	71437	123386	327063	132054	61110
Barley	*	*	*	15954	2971	3764	118553	25197	71479
Wheat	*	*	*	69396	15776	36804	133429	27289	62140
Maize	56885	8210	6632	415777	143458	356717	323796	49864	15974
Sorghum	*	*	*	*	*	*	*	*	*
Finger millet	20976	3219	1531	56072	16743	23302	223825	77927	39120
Oats / 'Aja'	-	-	-	*	*	*	*	*	*
Rice	*	*	*	-	-	-	*	*	*
Masho	-	-	-	-	-	-	-	-	-
Pulses	17276	962	708	100115	6511	16804	326240	85613	66096
Horse / Faba beans	13228	512	399	73143	3973	10943	231206	25227	29362
Field Peas	*	*	*	7343	*	900	80553	8031	5897
Haricot beans									
white	*	*	*	*	*	*	23984	*	*
Haricot beans red	*	*	*	24817	1350	3599	67132	18263	-
Chick peas	-	-	-	-	-	-	63797	13164	11301
Lentils	-	-	-	-	-	-	*	*	*
Vetch / Grass peas	-	-	-	*	*	*	67115	14389	13049
Soya beans	-	-	-	-	-	-	*	*	*
Fenugreek	-	-	-	*	*	*	10189	*	*
Gibto	*	*	*	3077	*	*	36345	3394	*
Oilseeds	7293	*	125	120069	6402	19436	258553	35143	8143
Neug	-	-	-	*	*	*	66346	16119	1872
Linseed	-	-	-	*	*	*	21293	1358	*
Groundnuts	-	-	-	-	-	-	*	*	*
Safflower	*	*	*	*	*	*	4411	*	*
Sesame	*	*	*	-	-	-	*	*	*
Rapeseed	6297	95	78	117958	6099	18764	196824	9644	1280
Vegetables	53580	605	553	125247	13391	35852	324785	16609	-
Lettuce	-	-	-	-	-	-	-	-	-
Head cabbage	*	*	*	*	*	*	20797	*	-
Ethiopian cabbage	*	*	*	*	*	*	6941	*	-
Tomatoes	*	*	*	-	-	-	*	*	-
Green peppers	*	*	*	*	*	*	19894	*	-
Red peppers	49546	577	525	119470	13353	35734	296275	16420	-
Swiss chard	-	-	-	-	-	-	-	-	-
Root crops	32395	141	114	63782	727	1429	234715	3142	-
Beetroot	-	-	-	*	*	*	8411	*	-
Carrot	-	-	-	-	-	-	*	*	-
Onion	*	*	*	*	*	*	15342	194	-
Potatoes	2362	*	*	9464	431	544	44255	2307	-
Yam	-	-	-	-	-	-	-	-	-
Garlic	29315	83	82	51285	208	604	190611	628	-
Taro 'Godere'	-	-	-	-	-	-	-	-	-
Sweet potatoes	-	-	-	-	-	-	*	*	-
Other Temporary	6758	*	*	22326	389	1196	119031	*	-
Permanent crops							50921	338	
Avocado							3088	*	
Bananas							24122	*	
Guava							6555	*	
Lemons							7637	10	
Mangoes							17107	106	
Oranges							*	*	
Papayas							4950	5	
Pineapples							-	-	
Stimulant							285760	6119	
Chat							42174	*	
Coffee							56305	877	
Hops / 'Gesho'							274131	3970	
Enset							-	-	
Sugar cane							17586	*	
Other permanent							46984	*	

(Table 1.3.7 Cont'd.)

West Gojjam

Crop type	IMPROVED SEED			PESTICIDE		IRRIGATION		EXTENSION PACKAGE	
	Holder	Hectare	Quintal	Holder	Hectare	Holder	Hectare	Holder	Hectare
All	426037	173544	46574	205871	107905	127064	6660	518482	474999
Cereals	423629	171027	46574	182721	98123	19763	1691	511955	408229
Teff	46613	16646	4270	102769	43769	*	*	303574	126059
Barley	*	*	*	4640	1370	*	*	47039	7864
Wheat	18550	*	*	46464	12833	*	*	121739	27339
Maize	417126	148222	33887	33703	11680	17189	*	491902	181626
Sorghum	-	-	-	*	*	-	-	3975	*
Finger millet	*	*	*	78695	26579	-	-	182121	64517
Oats / 'Aja'	-	-	-	*	*	-	-	*	*
Rice	-	-	-	*	*	-	-	-	-
Masho	-	-	-	-	-	-	-	-	-
Pulses	-	-	-	*	*	6227	*	207874	29340
Horse / Faba beans	-	-	-	*	*	*	*	156952	14301
Field Peas	-	-	-	-	-	*	*	44375	3555
Haricot beans white	-	-	-	-	-	*	*	*	*
Haricot beans red	-	-	-	-	-	-	-	45598	8729
Chick peas	-	-	-	*	*	-	-	3474	*
Lentils	-	-	-	-	-	-	-	-	-
Vetch / Grass peas	-	-	-	*	*	-	-	*	*
Soya beans	-	-	-	-	-	-	-	-	-
Fenugreek	-	-	-	-	-	-	-	-	-
Gibto	-	-	-	-	-	*	*	9866	*
Oilseeds	2277	*	-	5788	220	6006	*	176994	14441
Neug	-	-	-	-	-	-	-	7389	*
Linseed	-	-	-	*	*	-	-	5156	*
Groundnuts	-	-	-	-	-	-	-	*	*
Safflower	-	-	-	-	-	*	*	*	*
Sesame	-	-	-	*	*	-	-	*	*
Rapeseed	2277	*	-	3187	*	5361	*	161758	7623
Vegetables	*	*	-	*	*	9969	101	188173	16053
Lettuce	-	-	-	-	-	-	-	-	-
Head cabbage	*	*	-	-	-	2897	*	10032	*
Ethiopian cabbage	-	-	-	-	-	*	*	*	*
Tomatoes	-	-	-	-	-	-	-	*	*
Green peppers	-	-	-	-	-	*	*	7203	*
Red peppers	*	*	-	*	*	7660	77	178330	15975
Swiss chard	-	-	-	-	-	-	-	-	-
Root crops	*	*	-	*	*	9550	525	113349	2094
Beetroot	*	*	-	-	-	*	*	*	*
Carrot	-	-	-	-	-	-	-	-	-
Onion	-	-	-	-	-	*	*	*	*
Potatoes	-	-	-	*	*	6546	491	30033	1657
Yam	-	-	-	-	-	-	-	-	-
Garlic	-	-	-	-	-	*	*	78053	300
Taro 'Godere'	-	-	-	-	-	-	-	-	-
Sweet potatoes	-	-	-	-	-	-	-	-	-
Other Temporary	-	-	-	*	*	3619	*	44838	934
Permanent crops	-	-	-	*	*	31367	290	17987	202
Avocado	-	-	-	-	-	*	*	*	*
Bananas	-	-	-	-	-	17152	*	9483	*
Guava	-	-	-	-	-	*	*	*	*
Lemons	-	-	-	-	-	*	*	*	*
Mangoes	*	*	-	*	*	12822	103	*	*
Oranges	*	*	-	*	*	4251	*	*	*
Papayas	-	-	-	-	-	*	*	*	*
Pineapples	-	-	-	-	-	-	-	-	-
Stimulant	*	*	-	21915	752	108375	3127	93013	2942
Chat	-	-	-	*	*	30318	*	14585	*
Coffee	*	*	-	*	*	41119	*	23844	*
Hops / 'Gesho'	-	-	-	5270	*	87340	861	82891	*
Enset	-	-	-	-	-	-	-	-	-
Sugar cane	-	-	-	-	-	*	*	*	*
Other permanent	-	-	-	-	-	7248	12	10475	*

Table 1.3.8 Number of Holders, Inputs Applied Area and Quantity of Inputs used

Waghamera

Crop type	All Crop Area	All Fertilizers		Natural		DAP		
		Hectare	Quintal	Holder	Hectare	Holder	Hectare	Quintal
All	120719	25741	4237	61066	17399	3056	791	*
Cereals	86147	21225	3407	56017	13788	2880	741	255
Teff	23077	4176	1154	11048	2238	914	*	48
Barley	14851	2446	*	14165	1625	*	*	*
Wheat	6889	1546	574	7002	898	*	*	*
Maize	3290	1813	*	46576	1807	*	*	*
Sorghum	37765	11212	*	27303	7189	*	*	*
Finger millet	168	*	-	*	*	-	-	-
Oats / 'Aja'	-	-	-	-	-	-	-	-
Rice	*	-	-	-	-	-	-	-
Masho	-	-	-	-	-	-	-	-
Pulses	21146	2911	*	17682	2478	*	*	*
Horse / Faba beans	8299	1008	*	7983	964	*	*	*
Field Peas	3895	200	-	3095	200	-	-	-
Haricot beans white	5653	*	*	*	*	-	-	-
Haricot beans red	*	*	-	*	*	-	-	-
Chick peas	466	*	-	*	*	-	-	-
Lentils	2400	*	-	*	*	-	-	-
Vetch / Grass peas	*	-	-	-	-	-	-	-
Soya beans	-	-	-	-	-	-	-	-
Fenugreek	*	*	-	*	*	-	-	-
Gibto	-	-	-	-	-	-	-	-
Oilseeds	12861	1292	553	11662	821	*	*	*
Neug	411	*	-	*	*	-	-	-
Linseed	1208	194	*	3788	187	-	-	-
Groundnuts	-	-	-	-	-	-	-	-
Safflower	1306	325	*	6664	216	*	*	*
Sesame	*	*	*	*	*	*	*	-
Rapeseed	*	-	-	-	-	-	-	-
Vegetables	13	3	*	2247	2	-	-	-
Lettuce	*	*	-	*	*	-	-	-
Head cabbage	*	*	*	*	*	-	-	-
Ethiopian cabbage	-	-	-	-	-	-	-	-
Tomatoes	*	*	-	*	*	-	-	-
Green peppers	*	*	-	*	*	-	-	-
Red peppers	*	*	-	*	*	-	-	-
Swiss chard	-	-	-	-	-	-	-	-
Root crops	182	*	-	16219	*	-	-	-
Beetroot	-	-	-	-	-	-	-	-
Carrot	*	*	-	*	*	-	-	-
Onion	*	*	-	*	*	-	-	-
Potatoes	109	*	-	9702	*	-	-	-
Yam	-	-	-	-	-	-	-	-
Garlic	69	27	-	11450	27	-	-	-
Taro 'Godere'	-	-	-	-	-	-	-	-
Sweet potatoes	*	*	-	*	*	-	-	-
Other Temporary	323	*	-	18005	*	-	-	-
Permanent crops	15	*	-	*	*	-	-	-
Avocado	-	-	-	-	-	-	-	-
Bananas	*	*	-	*	*	-	-	-
Guava	-	-	-	-	-	-	-	-
Lemons	*	*	-	*	*	-	-	-
Mangoes	*	*	-	*	*	-	-	-
Oranges	*	*	-	*	*	-	-	-
Papayas	*	*	-	*	*	-	-	-
Pineapples	-	-	-	-	-	-	-	-
Stimulant	7	*	-	*	*	-	-	-
Chat	-	-	-	-	-	-	-	-
Coffee	*	*	-	*	*	-	-	-
Hops / 'Gesho'	*	*	-	*	*	-	-	-
Enset	-	-	-	-	-	-	-	-
Sugar cane	*	*	-	*	*	-	-	-
Other permanent	*	-	-	-	-	-	-	-

(Table 1.3.8 cont'd.)

Crop type	UREA			UREA + DAP			INDIGENOUS SEED		
	Holder	Hectare	Quintal	Holder	Hectare	Quintal	Holder	Hectare	Quintal
All	*	*	*	8482	2543	2155	110953	118877	90457
Cereals	*	*	*	8482	2410	1920	108327	84357	60301
Teff	*	*	*	4699	1220	973	71925	22650	9417
Barley	*	*	*	*	*	*	59236	14692	30140
Wheat	*	*	*	3226	550	542	33222	5937	9385
Maize	-	-	-	-	-	-	72437	3262	1957
Sorghum	*	*	*	*	*	*	71114	37541	9298
Finger millet	-	-	-	-	-	-	1758	168	89
Oats / 'Aja'	-	-	-	-	-	-	-	-	-
Rice	-	-	-	-	-	-	*	*	*
Masho	-	-	-	-	-	-	-	-	-
Pulses	*	*	*	-	-	-	79392	21096	28285
Horse / Faba beans	-	-	-	-	-	-	43361	8249	17065
Field Peas	-	-	-	-	-	-	27301	3895	6124
Haricot beans									
white	*	*	*	-	-	-	27364	5653	2054
Haricot beans red	-	-	-	-	-	-	*	*	-
Chick peas	-	-	-	-	-	-	5259	466	397
Lentils	-	-	-	-	-	-	18685	2400	2544
Vetch / Grass peas	-	-	-	-	-	-	*	*	*
Soya beans	-	-	-	-	-	-	-	-	-
Fenugreek	-	-	-	-	-	-	5551	*	53
Gibto	-	-	-	-	-	-	-	-	-
Oilseeds	*	*	*	1663	*	*	59486	12861	1871
Neug	-	-	-	-	-	-	6412	411	97
Linseed	-	-	-	*	*	*	24124	1208	567
Groundnuts	-	-	-	-	-	-	-	-	-
Safflower	-	-	-	1461	*	*	22597	1306	300
Sesame	*	*	*	*	*	*	26123	*	899
Rapeseed	-	-	-	-	-	-	*	*	*
Vegetables	*	*	*	-	-	-	4505	13	-
Lettuce	-	-	-	-	-	-	*	*	-
Head cabbage	*	*	*	-	-	-	1275	*	-
Ethiopian cabbage	-	-	-	-	-	-	-	-	-
Tomatoes	-	-	-	-	-	-	967	*	-
Green peppers	-	-	-	-	-	-	2698	*	-
Red peppers	-	-	-	-	-	-	*	*	-
Swiss chard	-	-	-	-	-	-	-	-	-
Root crops	-	-	-	-	-	-	23078	182	-
Beetroot	-	-	-	-	-	-	-	-	-
Carrot	-	-	-	-	-	-	*	*	-
Onion	-	-	-	-	-	-	*	*	-
Potatoes	-	-	-	-	-	-	12101	109	-
Yam	-	-	-	-	-	-	-	-	-
Garlic	-	-	-	-	-	-	17103	68	-
Taro 'Godere'	-	-	-	-	-	-	-	-	-
Sweet potatoes	-	-	-	-	-	-	*	*	-
Other Temporary	-	-	-	-	-	-	25621	323	-
Permanent crops							*	*	
Avocado	-	-	-	-	-	-	-	-	-
Bananas	-	-	-	-	-	-	*	*	-
Guava	-	-	-	-	-	-	-	-	-
Lemons	-	-	-	-	-	-	1102	*	-
Mangoes	-	-	-	-	-	-	*	*	-
Oranges	-	-	-	-	-	-	*	*	-
Papayas	-	-	-	-	-	-	*	*	-
Pineapples	-	-	-	-	-	-	-	-	-
Stimulant							*	7	
Chat	-	-	-	-	-	-	-	-	-
Coffee	-	-	-	-	-	-	*	*	-
Hops / 'Gesho'	-	-	-	-	-	-	*	*	-
Enset	-	-	-	-	-	-	-	-	-
Sugar cane	-	-	-	-	-	-	*	*	-
Other permanent	-	-	-	-	-	-	*	*	-

(Table 1.3.8 Cont'd.)

Waghamera

Crop type	IMPROVED SEED			PESTICIDE		IRRIGATION		EXTENSION PACKAGE	
	Holder	Hectare	Quintal	Holder	Hectare	Holder	Hectare	Holder	Hectare
All	6689	1332	1673	3000	*	4525	238	11875	4479
Cereals	6231	1282	1432	1887	*	1641	132	11324	4222
Teff	1026	*	68	*	*	*	*	5694	2194
Barley	*	*	-	*	*	*	*	*	*
Wheat	4662	*	1343	*	*	*	*	5753	1188
Maize	*	*	*	*	*	*	*	*	*
Sorghum	*	*	*	*	*	*	*	1458	388
Finger millet	-	-	-	-	-	-	-	-	-
Oats / 'Aja'	-	-	-	-	-	-	-	-	-
Rice	-	-	-	-	-	-	-	-	-
Masho	-	-	-	-	-	-	-	-	-
Pulses	*	*	*	*	*	709	*	*	*
Horse / Faba beans	*	*	*	-	-	*	*	-	-
Field Peas	-	-	-	-	-	-	-	-	-
Haricot beans white	-	-	-	*	*	-	-	-	-
Haricot beans red	-	-	-	-	-	-	-	-	-
Chick peas	-	-	-	-	-	-	-	-	-
Lentils	-	-	-	-	-	-	-	-	-
Vetch / Grass peas	-	-	-	-	-	-	-	-	-
Soya beans	-	-	-	-	-	-	-	-	-
Fenugreek	-	-	-	-	-	*	*	*	*
Gibto	-	-	-	-	-	-	-	-	-
Oilseeds	-	-	-	-	-	*	*	1351	*
Neug	-	-	-	-	-	*	*	-	-
Linseed	-	-	-	-	-	-	-	*	*
Groundnuts	-	-	-	-	-	-	-	-	-
Safflower	-	-	-	-	-	-	-	*	*
Sesame	-	-	-	-	-	-	-	*	*
Rapeseed	-	-	-	-	-	-	-	-	-
Vegetables	-	-	-	-	-	1151	*	*	*
Lettuce	-	-	-	-	-	*	*	-	-
Head cabbage	-	-	-	-	-	*	*	*	*
Ethiopian cabbage	-	-	-	-	-	-	-	-	-
Tomatoes	-	-	-	-	-	*	*	*	*
Green peppers	-	-	-	-	-	*	*	-	-
Red peppers	-	-	-	-	-	*	*	*	*
Swiss chard	-	-	-	-	-	-	-	-	-
Root crops	-	-	-	-	-	*	*	*	*
Beetroot	-	-	-	-	-	-	-	-	-
Carrot	-	-	-	-	-	*	*	-	-
Onion	-	-	-	-	-	*	*	*	*
Potatoes	-	-	-	-	-	*	*	*	*
Yam	-	-	-	-	-	-	-	-	-
Garlic	-	-	-	-	-	*	*	*	*
Taro 'Godere'	-	-	-	-	-	-	-	-	-
Sweet potatoes	-	-	-	-	-	*	*	-	-
Other Temporary	-	-	-	*	*	*	*	*	*
Permanent crops	-	-	-	-	-	*	*	*	*
Avocado	-	-	-	-	-	-	-	-	-
Bananas	-	-	-	-	-	*	*	*	*
Guava	-	-	-	-	-	-	-	-	-
Lemons	-	-	-	-	-	*	*	-	-
Mangoes	-	-	-	-	-	*	*	*	*
Oranges	-	-	-	-	-	*	*	-	-
Papayas	-	-	-	-	-	*	*	*	*
Pincapples	-	-	-	-	-	-	-	-	-
Stimulant	-	-	-	-	-	*	*	-	-
Chat	-	-	-	-	-	-	-	-	-
Coffee	-	-	-	-	-	*	*	-	-
Hops / 'Gescho'	-	-	-	-	-	*	*	-	-
Enset	-	-	-	-	-	-	-	-	-
Sugar cane	-	-	-	-	-	*	*	-	-
Other permanent	-	-	-	-	-	*	*	-	-

Table 1.3.9 Number of Holders, Inputs Applied Area and Quantity of Inputs used

Awi

Crop type	All Crop Area	All Fertilizers		Natural		DAP		
		Hectare	Quintal	Holder	Hectare	Holder	Hectare	Quintal
All	303599	227656	262713	177476	34904	131447	96856	79298
Cereals	238249	202267	222979	124691	27950	121212	89709	73089
Teff	81949	69236	51054	17053	5325	83524	43497	33515
Barley	14577	10078	6998	26041	3687	12809	2195	1711
Wheat	16190	13673	21551	5966	*	9821	2562	2539
Maize	66723	63293	103241	103552	17099	31235	2853	2820
Sorghum	*	*	-	*	*	-	-	-
Finger millet	54599	45986	40136	4030	*	74876	38602	32505
Oats / 'Aja'	*	-	-	-	-	-	-	-
Rice	*	-	-	-	-	-	-	-
Masho	-	-	-	-	-	-	-	-
Pulses	25851	6895	6489	24013	1151	29520	5002	4464
Horse / Faba beans	6295	4024	2947	11335	730	21850	*	*
Field Peas	3587	*	*	*	*	14378	*	*
Haricot beans white	*	*	*	*	*	*	-	-
Haricot beans red	*	*	*	*	*	*	*	*
Chick peas	2289	-	-	-	-	-	-	-
Lentils	-	-	-	-	-	-	-	-
Vetch / Grass peas	-	-	-	-	-	-	-	-
Soya beans	*	*	*	*	*	*	*	*
Fenugreek	*	*	*	7110	*	*	*	*
Gibto	9949	248	*	*	*	*	*	*
Oilseeds	25434	5973	8623	52292	2601	17521	746	420
Neug	16445	1256	*	2015	*	*	*	*
Linseed	500	*	*	-	-	*	*	*
Groundnuts	*	-	-	-	-	-	-	-
Safflower	*	*	*	*	*	*	*	*
Sesame	*	*	*	-	-	*	*	*
Rapeseed	5121	4645	8471	49396	1784	14728	258	325
Vegetables	7525	7454	20720	46458	*	6063	*	*
Lettuce	*	*	-	*	*	-	-	-
Head cabbage	*	*	*	*	*	*	*	*
Ethiopian cabbage	23	13	*	4460	*	-	-	-
Tomatoes	*	*	-	*	*	-	-	-
Green peppers	*	*	*	*	*	-	-	-
Red peppers	7420	7365	20697	32496	*	6063	*	*
Swiss chard	*	*	-	*	*	-	-	-
Root crops	3278	2773	2194	79376	1008	20205	1127	962
Beetroot	*	*	-	*	*	-	-	-
Carrot	*	*	-	*	*	-	-	-
Onion	*	*	*	*	*	-	-	-
Potatoes	2494	2050	1444	21013	523	17406	1108	943
Yam	-	-	-	-	-	-	-	-
Garlic	455	406	*	54743	170	3860	*	19
Taro 'Godere'	-	-	-	-	-	-	-	-
Sweet potatoes	*	*	-	*	*	-	-	-
Other Temporary	592	555	*	35470	98	3793	*	*
Permanent crops	239	166		25221	126			
Avocado	*	*		4584	*			
Bananas	56	*		12380	*			
Guava	*	*		*	*			
Lemons	15	13		3629	13			
Mangoes	*	*		5724	22			
Oranges	38	*		4960	*			
Papayas	*	*		*	*			
Pineapples	-	-		-	-			
Stimulant	2187	1492		87053	1436			
Chat	*	*		*	*			
Coffee	1389	933		48001	916			
Hops / 'Gesho'	689	457		70084	433			
Enset	-	-		-	-			
Sugar cane	*	*		5732	*			
Other permanent	44	34		25754	34			

(Table 1.3.9 cont'd.)

Awi

Crop type	UREA			UREA + DAP			INDIGENOUS SEED		
	Holder	Hectare	Quintal	Holder	Hectare	Quintal	Holder	Hectare	Quintal
All	14151	2891	*	143635	93006	181390	226733	250520	182802
Cereals	10831	2794	*	142206	81814	147958	213360	185773	159387
Teff	4889	1141	*	39500	19273	16764	139120	75758	48594
Barley	1808	361	*	12003	3835	5026	65363	14541	32482
Wheat	*	*	*	33435	10127	18856	52448	14615	33119
Maize	3575	*	143	112851	42992	100278	151282	22286	6070
Sorghum	-	-	-	-	-	-	*	*	*
Finger millet	*	*	*	17318	5587	7034	111244	54362	37797
Oats / 'Aja'	-	-	-	-	-	-	*	*	*
Rice	-	-	-	-	-	-	*	*	*
Masho	-	-	-	-	-	-	-	-	-
Pulses	*	*	*	13412	741	*	98075	25754	16342
Horse / Faba beans	*	*	*	4770	*	*	46704	6295	6251
Field Peas	-	-	-	3394	*	*	33550	3587	1945
Haricot beans									
white	-	-	-	*	*	*	5348	*	*
Haricot beans red	-	-	-	*	*	*	*	*	-
Chick peas	-	-	-	-	-	-	4415	2289	2072
Lentils	-	-	-	-	-	-	-	-	-
Vetch / Grass peas	-	-	-	-	-	-	-	-	-
Soya beans	-	-	-	-	-	-	*	*	*
Fenugreek	-	-	-	*	*	*	9826	*	*
Gibto	-	-	-	*	*	*	32206	9949	3565
Oilseeds	*	*	*	45083	2568	8146	127211	25434	7073
Neug	-	-	-	-	-	-	35918	16445	2314
Linseed	-	-	-	*	*	*	6187	500	84
Groundnuts	-	-	-	-	-	-	*	*	*
Safflower	-	-	-	*	*	*	*	*	*
Sesame	*	*	*	-	-	-	6430	*	*
Rapeseed	*	*	*	44925	2551	8094	101320	5121	*
Vegetables	*	*	*	35975	6748	20394	89759	7525	-
Lettuce	-	-	-	-	-	-	*	*	-
Head cabbage	*	*	*	-	-	-	*	*	-
Ethiopian cabbage	-	-	-	*	*	*	6838	23	-
Tomatoes	-	-	-	-	-	-	*	*	-
Green peppers	*	*	*	*	*	*	*	*	-
Red peppers	-	-	-	35187	6747	20390	73112	7420	-
Swiss chard	-	-	-	-	-	-	*	*	-
Root crops	2736	*	*	17776	624	1217	121509	3278	-
Beetroot	-	-	-	-	-	-	*	*	-
Carrot	-	-	-	-	-	-	*	*	-
Onion	-	-	-	*	*	*	*	*	-
Potatoes	*	*	*	9319	411	494	53090	2494	-
Yam	-	-	-	-	-	-	-	-	-
Garlic	2130	*	*	*	*	*	79017	455	-
Taro 'Godere'	-	-	-	-	-	-	-	-	-
Sweet potatoes	-	-	-	-	-	-	9843	*	-
Other Temporary	*	*	*	15207	*	*	60163	592	-
Permanent crops							30673	200	-
Avocado							*	*	
Bananas							12874	44	
Guava							*	*	
Lemons							3721	*	
Mangoes							10833	*	
Oranges							6733	35	
Papayas							2060	*	
Pineapples							-	-	
Stimulant							113148	1735	
Chat							*	*	
Coffee							42641	1029	
Hops / 'Gesho'							98682	597	
Enset							-	-	
Sugar cane							10126	*	
Other permanent							34032	39	

(Table 1.3.9 Cont'd.)

Crop type	IMPROVED SEED			PESTICIDE		IRRIGATION		EXTENSION PACKAGE	
	Holder	Hectare	Quintal	Holder	Hectare	Holder	Hectare	Holder	Hectare
All	124638	52944	13474	42280	32195	51540	2977	202110	219292
Cereals	115084	52476	13347	40406	31711	4844	*	198754	194483
Teff	17939	6191	1349	16295	10031	*	*	118372	63078
Barley	*	*	*	*	*	*	*	27007	6848
Wheat	7599	1575	2949	*	*	*	*	47011	14237
Maize	105356	44438	8949	*	*	2467	*	173166	61599
Sorghum	-	-	-	*	*	-	-	*	*
Finger millet	*	*	*	27982	14786	-	-	93512	47004
Oats / 'Aja'	-	-	-	-	-	-	-	-	-
Rice	-	-	-	*	*	-	-	*	*
Masho	-	-	-	-	-	-	-	-	-
Pulses	*	*	*	*	*	*	*	49417	8232
Horse / Faba beans	-	-	-	*	*	-	-	32088	3936
Field Peas	-	-	-	*	*	-	-	20825	*
Haricot beans white	-	-	-	-	-	-	-	*	*
Haricot beans red	-	-	-	-	-	-	-	*	*
Chick peas	-	-	-	-	-	-	-	*	*
Lentils	-	-	-	-	-	-	-	-	-
Vetch / Grass peas	-	-	-	-	-	-	-	-	-
Soya beans	*	*	*	-	-	-	-	*	*
Fenugreek	-	-	-	-	-	*	*	*	*
Gibto	-	-	-	-	-	-	-	4486	869
Oilseeds	-	-	-	*	*	-	-	86806	6506
Neug	-	-	-	*	*	-	-	*	*
Linseed	-	-	-	*	*	-	-	*	*
Groundnuts	-	-	-	*	*	-	-	*	*
Safflower	-	-	-	-	-	-	-	*	*
Sesame	-	-	-	*	*	-	-	*	*
Rapeseed	-	-	-	*	*	-	-	79213	4157
Vegetables	-	-	-	-	-	*	*	42897	6908
Lettuce	-	-	-	-	-	-	-	*	*
Head cabbage	-	-	-	-	-	-	-	*	*
Ethiopian cabbage	-	-	-	-	-	-	-	*	*
Tomatoes	-	-	-	-	-	-	-	*	*
Green peppers	-	-	-	-	-	-	-	*	*
Red peppers	-	-	-	-	-	*	*	41078	6896
Swiss chard	-	-	-	-	-	-	-	-	-
Root crops	-	-	-	-	-	19022	*	44273	1654
Beetroot	-	-	-	-	-	-	-	*	*
Carrot	-	-	-	-	-	-	-	-	-
Onion	-	-	-	-	-	*	*	*	*
Potatoes	-	-	-	-	-	*	*	25908	1321
Yam	-	-	-	-	-	-	-	-	-
Garlic	-	-	-	-	-	*	*	16370	*
Taro 'Godere'	-	-	-	-	-	-	-	-	-
Sweet potatoes	-	-	-	-	-	-	-	*	*
Other Temporary	*	*	-	-	-	4492	*	27886	476
Permanent crops	-	-	-	-	-	8039	106	8804	106
Avocado	-	-	-	-	-	*	*	*	*
Bananas	-	-	-	-	-	3462	21	3305	14
Guava	-	-	-	-	-	-	-	-	-
Lemons	-	-	-	-	-	*	*	*	*
Mangoes	-	-	-	-	-	3613	*	4318	*
Oranges	-	-	-	-	-	*	*	*	*
Papayas	-	-	-	-	-	*	*	*	*
Pineapples	-	-	-	-	-	-	-	-	-
Stimulant	22314	341	-	*	*	29788	*	35705	898
Chat	-	-	-	*	*	*	*	*	*
Coffee	21327	315	-	-	-	20683	*	28078	708
Hops / 'Gesho'	-	-	-	-	-	21679	134	23264	181
Enset	-	-	-	-	-	-	-	*	*
Sugar cane	-	-	-	-	-	5955	55	*	*
Other permanent	-	-	-	-	-	*	*	4839	6

Table 1.3.10 Number of Holders, Inputs Applied Area and Quantity of Inputs used

Oromia Zone

Crop type	All Crop Area	All Fertilizers		Natural		DAP		
		Hectare	Quintal	Holder	Hectare	Holder	Hectare	Quintal
All	62492	22544	3043	66932	18135	1824	635	318
Cereals	51227	17444	2622	55561	13412	1824	608	279
Teff	13377	4720	1497	11839	2554	976	*	*
Barley	238	91	-	2340	91	-	-	-
Wheat	*	*	-	*	*	-	-	-
Maize	6148	3191	*	44369	2463	*	*	*
Sorghum	29578	9175	574	33511	8036	*	*	*
Finger millet	-	-	-	-	-	-	-	-
Oats / 'Aja'	*	*	-	*	*	-	-	-
Rice	-	-	-	-	-	-	-	-
Masho	1634	212	-	3082	212	-	-	-
Pulses	2423	1128	*	19076	1036	-	-	-
Horse / Faba beans	*	*	-	*	*	-	-	-
Field Peas	*	*	*	*	*	-	-	-
Haricot beans white	*	*	-	6470	*	-	-	-
Haricot beans red	*	*	*	8126	*	-	-	-
Chick peas	648	*	-	*	*	-	-	-
Lentils	*	*	-	*	*	-	-	-
Vetch / Grass peas	-	-	-	-	-	-	-	-
Soya beans	-	-	-	-	-	-	-	-
Fenugreek	5	*	-	*	*	-	-	-
Gibto	*	*	-	*	*	-	-	-
Oilseeds	3053	1213	*	19492	1124	*	*	*
Neug	*	*	-	*	*	-	-	-
Linseed	154	*	-	1244	*	-	-	-
Groundnuts	692	*	-	3264	*	-	-	-
Safflower	717	326	*	9864	249	*	*	*
Sesame	1407	631	*	9142	619	-	-	-
Rapeseed	*	-	-	-	-	-	-	-
Vegetables	391	178	*	11419	124	-	-	-
Lettuce	*	-	-	-	-	-	-	-
Head cabbage	-	-	-	-	-	-	-	-
Ethiopian cabbage	18	13	-	2208	13	-	-	-
Tomatoes	*	*	*	2357	*	-	-	-
Green peppers	*	*	*	*	*	-	-	-
Red peppers	286	103	*	6627	89	-	-	-
Swiss chard	-	-	-	-	-	-	-	-
Root crops	*	*	*	*	*	-	-	-
Beetroot	*	-	-	-	-	-	-	-
Carrot	*	-	-	-	-	-	-	-
Onion	*	*	*	*	*	-	-	-
Potatoes	*	*	-	*	*	-	-	-
Yam	-	-	-	-	-	-	-	-
Garlic	4	*	-	*	*	-	-	-
Taro 'Godere'	-	-	-	-	-	-	-	-
Sweet potatoes	*	*	-	*	*	-	-	-
Other Temporary	2056	*	*	19402	*	-	-	-
Permanent crops	462	184	-	13912	174	-	-	-
Avocado	*	*	-	*	*	-	-	-
Bananas	*	*	-	3346	*	-	-	-
Guava	32	*	-	2917	*	-	-	-
Lemons	*	*	-	2359	*	-	-	-
Mangoes	136	*	-	4980	*	-	-	-
Oranges	115	*	-	3581	*	-	-	-
Papayas	28	12	-	3521	10	-	-	-
Pineapples	-	-	-	-	-	-	-	-
Stimulant	2523	1611	-	20117	1611	-	-	-
Chat	1994	1272	-	15988	1272	-	-	-
Coffee	514	323	-	11113	323	-	-	-
Hops / 'Gesho'	*	*	-	*	*	-	-	-
Enset	*	-	-	-	-	-	-	-
Sugar cane	*	*	-	*	*	-	-	-
Other permanent	*	*	-	*	*	-	-	-

(Table 1.3.10 cont'd.)

Oromia Zone

Crop type	UREA			UREA + DAP			INDIGENOUS SEED		
	Holder	Hectare	Quintal	Holder	Hectare	Quintal	Holder	Hectare	Quintal
All	7754	2826	1575	*	948	*	104391	61208	14671
Cereals	6527	2594	1436	*	830	*	94792	50335	12546
Teff	5140	1560	845	*	430	*	38633	12638	3473
Barley	-	-	-	-	-	-	5151	238	196
Wheat	-	-	-	-	-	-	*	*	*
Maize	*	*	*	*	*	*	66030	6148	1773
Sorghum	2330	725	392	*	*	*	72303	29521	6966
Finger millet	-	-	-	-	-	-	-	-	-
Oats / 'Aja'	-	-	-	-	-	-	*	*	*
Rice	-	-	-	-	-	-	-	-	-
Masho	-	-	-	-	-	-	9714	1544	-
Pulses	*	*	*	*	*	*	29547	2420	*
Horse / Faba beans	-	-	-	-	-	-	*	*	*
Field Peas	-	-	-	*	*	*	*	*	*
Haricot beans	-	-	-	-	-	-	-	-	-
white	-	-	-	-	-	-	9879	*	*
Haricot beans red	*	*	*	*	*	*	11366	*	-
Chick peas	-	-	-	-	-	-	5028	648	251
Lentils	-	-	-	-	-	-	1903	*	*
Vetch / Grass peas	-	-	-	-	-	-	-	-	-
Soya beans	-	-	-	-	-	-	-	-	-
Fenugreek	-	-	-	-	-	-	*	5	*
Gibto	-	-	-	-	-	-	*	*	-
Oilseeds	1094	*	*	*	*	*	39196	2779	579
Neug	-	-	-	-	-	-	1877	*	*
Linseed	-	-	-	-	-	-	6929	154	32
Groundnuts	-	-	-	-	-	-	8116	672	292
Safflower	*	*	*	*	*	*	20049	714	103
Sesame	*	*	*	-	-	-	17509	1155	142
Rapeseed	-	-	-	-	-	-	*	*	*
Vegetables	*	*	*	-	-	-	20550	380	-
Lettuce	-	-	-	-	-	-	*	*	-
Head cabbage	-	-	-	-	-	-	-	-	-
Ethiopian cabbage	-	-	-	-	-	-	2567	18	-
Tomatoes	*	*	*	-	-	-	5205	*	-
Green peppers	*	*	*	-	-	-	*	*	-
Red peppers	*	*	*	-	-	-	11867	286	-
Swiss chard	-	-	-	-	-	-	-	-	-
Root crops	*	*	*	-	-	-	5045	*	-
Beetroot	-	-	-	-	-	-	*	*	-
Carrot	-	-	-	-	-	-	*	*	-
Onion	*	*	*	-	-	-	*	*	-
Potatoes	-	-	-	-	-	-	*	*	-
Yam	-	-	-	-	-	-	-	-	-
Garlic	-	-	-	-	-	-	3510	4	-
Taro 'Godere'	-	-	-	-	-	-	-	-	-
Sweet potatoes	-	-	-	-	-	-	*	*	-
Other Temporary	*	*	*	-	-	-	31545	2052	-
Permanent crops							23909	403	
Avocado							*	*	
Bananas							4578	*	
Guava							5168	25	
Lemons							3160	*	
Mangoes							8525	115	
Oranges							10439	107	
Papayas							6220	19	
Pineapples							-	-	
Stimulant							28710	2483	
Chat							25005	1966	
Coffee							14823	502	
Hops / 'Gesho'							*	*	
Enset							*	*	
Sugar cane							2247	*	
Other permanent							1569	*	

(Table 1.3.10 Cont'd.)

Crop type	IMPROVED SEED			PESTICIDE		IRRIGATION		EXTENSION PACKAGE	
	Holder	Hectare	Quintal	Holder	Hectare	Holder	Hectare	Holder	Hectare
All	7744	1075	225	23254	8347	18066	1339	24901	11039
Cereals	3042	766	*	19565	8040	4203	234	21797	9478
Teff	1735	612	*	1184	378	*	*	9117	2849
Barley	-	-	-	-	-	*	*	-	-
Wheat	-	-	-	-	-	-	-	-	-
Maize	*	*	*	*	*	3809	*	5919	646
Sorghum	*	*	*	16966	6890	745	*	14217	5833
Finger millet	-	-	-	-	-	-	-	-	-
Oats / 'Aja'	*	*	*	-	-	-	-	*	*
Rice	-	-	-	-	-	-	-	-	-
Masho	*	*	*	*	*	*	*	*	*
Pulses	*	*	*	*	*	*	*	*	*
Horse / Faba beans	-	-	-	*	*	*	*	-	-
Field Peas	-	-	-	-	-	-	-	*	*
Haricot beans white	-	-	-	-	-	*	*	*	*
Haricot beans red	*	*	*	-	-	*	*	*	*
Chick peas	-	-	-	*	*	-	-	-	-
Lentils	-	-	-	-	-	-	-	*	*
Vetch / Grass peas	-	-	-	-	-	-	-	-	-
Soya beans	-	-	-	-	-	-	-	-	-
Fenugreek	-	-	-	-	-	-	-	-	-
Gibto	-	-	-	-	-	-	-	-	-
Oilseeds	*	*	*	*	*	*	*	8572	609
Neug	-	-	-	-	-	-	-	-	-
Linseed	-	-	-	-	-	-	-	*	*
Groundnuts	*	*	*	-	-	*	*	*	*
Safflower	*	*	*	-	-	*	*	2453	*
Sesame	*	*	*	*	*	*	*	*	*
Rapeseed	-	-	-	-	-	-	-	-	-
Vegetables	*	*	*	*	*	2732	*	1059	*
Lettuce	-	-	-	-	-	*	*	-	-
Head cabbage	-	-	-	-	-	-	-	-	-
Ethiopian cabbage	-	-	-	-	-	*	*	-	-
Tomatoes	-	-	-	*	*	*	*	*	*
Green peppers	*	*	*	-	-	*	*	*	*
Red peppers	-	-	-	*	*	1125	32	884	*
Swiss chard	-	-	-	-	-	-	-	-	-
Root crops	-	-	-	-	-	*	*	*	*
Beetroot	-	-	-	-	-	-	-	-	-
Carrot	-	-	-	-	-	-	-	-	-
Onion	-	-	-	-	-	*	*	*	*
Potatoes	-	-	-	-	-	*	*	*	*
Yam	-	-	-	-	-	-	-	-	-
Garlic	-	-	-	-	-	-	-	-	-
Taro 'Godere'	-	-	-	-	-	-	-	-	-
Sweet potatoes	-	-	-	-	-	-	-	*	*
Other Temporary	*	*	*	*	*	*	*	*	*
Permanent crops	-	-	-	*	*	10604	204	*	*
Avocado	-	-	-	-	-	*	*	-	-
Bananas	-	-	-	*	*	*	*	*	*
Guava	-	-	-	-	-	2975	*	-	-
Lemons	-	-	-	-	-	*	*	*	*
Mangoes	-	-	-	*	*	5701	*	*	*
Oranges	-	-	-	-	-	3922	24	1240	*
Papayas	-	-	-	-	-	*	*	*	*
Pineapples	-	-	-	-	-	-	-	-	-
Stimulant	*	*	*	*	*	11517	680	*	*
Chat	-	-	-	*	*	8484	586	*	*
Coffee	*	*	*	*	*	5807	78	*	*
Hops / 'Gesho'	-	-	-	-	-	*	*	-	-
Enset	-	-	-	-	-	-	-	-	-
Sugar cane	-	-	-	-	-	*	*	-	-
Other permanent	-	-	-	-	-	*	*	*	*

Table1.3.11 Number of Holders, Inputs Applied Area and Quantity of Inputs used

Argoba special

Crop type	All Crop Area	All Fertilizers		Natural		DAP		
		Hectare	Quintal	Holder	Hectare	Holder	Hectare	Quintal
All	6128	1388	74	3774	1273	*	*	*
Cereals	4939	1196	67	3529	1087	*	*	*
Teff	475	45	12	361	28	*	*	*
Barley	25	15	-	242	15	-	-	-
Wheat	18	13	-	190	13	-	-	-
Maize	711	137	*	2565	129	-	-	-
Sorghum	3275	931	32	3059	869	*	*	*
Finger millet	8	5	-	246	5	-	-	-
Oats / 'Aja'	53	20	13	80	*	-	-	-
Rice	*	-	-	-	-	-	-	-
Masho	372	31	*	168	23	-	-	-
Pulses	408	109	*	2077	107	*	*	*
Horse / Faba beans	*	-	-	-	-	-	-	-
Field Peas	70	*	-	166	*	-	-	-
Haricot beans white	215	78	*	1561	76	*	*	*
Haricot beans red	53	14	-	352	14	-	-	-
Chick peas	17	*	-	*	*	-	-	-
Lentils	32	6	-	128	6	-	-	-
Vetch / Grass peas	-	-	-	-	-	-	-	-
Soya beans	*	-	-	-	-	-	-	-
Fenugreek	2	2	-	305	2	-	-	-
Gibto	*	*	-	*	*	-	-	-
Oilseeds	705	51	5	1252	48	-	-	-
Neug	22	*	*	88	*	-	-	-
Linseed	15	5	-	310	5	-	-	-
Groundnuts	*	-	-	-	-	-	-	-
Safflower	91	14	*	628	12	-	-	-
Sesame	569	26	*	525	25	-	-	-
Rapeseed	*	*	-	74	*	-	-	-
Vegetables	16	10	-	1135	10	-	-	-
Lettuce	-	-	-	-	-	-	-	-
Head cabbage	-	-	-	-	-	-	-	-
Ethiopian cabbage	*	*	-	99	*	-	-	-
Tomatoes	*	*	-	*	*	-	-	-
Green peppers	4	2	-	256	2	-	-	-
Red peppers	12	8	-	806	8	-	-	-
Swiss chard	-	-	-	-	-	-	-	-
Root crops	1	*	-	341	*	-	-	-
Beetroot	-	-	-	-	-	-	-	-
Carrot	-	-	-	-	-	-	-	-
Onion	*	*	-	*	*	-	-	-
Potatoes	-	-	-	-	-	-	-	-
Yam	-	-	-	-	-	-	-	-
Garlic	*	*	-	275	*	-	-	-
Taro 'Godere'	-	-	-	-	-	-	-	-
Sweet potatoes	*	*	-	*	*	-	-	-
Other Temporary	43	14	-	1663	14	-	-	-
Permanent crops	5	2	-	244	2	-	-	-
Avocado	*	-	-	-	-	-	-	-
Bananas	*	*	-	*	*	-	-	-
Guava	1	*	-	98	*	-	-	-
Lemons	*	*	-	84	*	-	-	-
Mangoes	1	*	-	117	*	-	-	-
Oranges	*	*	-	*	*	-	-	-
Papayas	1	*	-	*	*	-	-	-
Pineapples	-	-	-	-	-	-	-	-
Stimulant	10	5	-	317	5	-	-	-
Chat	5	3	-	213	3	-	-	-
Coffee	5	2	-	163	2	-	-	-
Hops / 'Geshe'	-	-	-	-	-	-	-	-
Enset	*	*	-	*	*	-	-	-
Sugar cane	-	-	-	-	-	-	-	-
Other permanent	*	-	-	-	-	-	-	-

(Table 1.3.11 ont'd.)

Argoba Special

Crop type	UREA			UREA + DAP			INDIGENOUS SEED		
	Holder	Hectare	Quintal	Holder	Hectare	Quintal	Holder	Hectare	Quintal
All	44	*	5	271	91	66	6573	6103	1699
Cereals	44	11	*	271	89	60	6547	4920	1373
Teff	-	-	-	117	15	10	1919	463	135
Barley	-	-	-	-	-	-	385	25	31
Wheat	-	-	-	-	-	-	201	16	*
Maize	-	-	-	*	*	*	4865	710	217
Sorghum	44	*	*	168	44	27	6288	3272	867
Finger millet	-	-	-	-	-	-	310	8	*
Oats / 'Aja'	-	-	-	61	*	13	296	53	97
Rice	-	-	-	-	-	-	*	*	*
Masho	*	*	*	*	*	*	1856	370	-
Pulses	-	-	-	*	*	*	3521	406	148
Horse / Faba beans	-	-	-	-	-	-	*	*	*
Field Peas	-	-	-	-	-	-	557	70	53
Haricot beans	-	-	-	-	-	-	-	-	-
white	-	-	-	*	*	*	2542	212	57
red	-	-	-	-	-	-	593	53	-
Chick peas	-	-	-	-	-	-	56	17	*
Lentils	-	-	-	-	-	-	615	32	27
Vetch / Grass peas	-	-	-	-	-	-	-	-	-
Soya beans	-	-	-	-	-	-	*	*	*
Fenugreek	-	-	-	-	-	-	433	2	1
Gibto	-	-	-	-	-	-	*	*	*
Oilseeds	*	*	*	*	*	*	3923	705	178
Neug	-	-	-	*	*	*	406	22	*
Linseed	-	-	-	-	-	-	869	15	5
Groundnuts	-	-	-	-	-	-	*	*	*
Safflower	*	*	*	*	*	*	2174	91	15
Sesame	-	-	-	*	*	*	2225	569	95
Rapeseed	-	-	-	-	-	-	89	*	*
Vegetables	-	-	-	-	-	-	1638	16	-
Lettuce	-	-	-	-	-	-	-	-	-
Head cabbage	-	-	-	-	-	-	-	-	-
Ethiopian cabbage	-	-	-	-	-	-	99	*	-
Tomatoes	-	-	-	-	-	-	115	*	-
Green peppers	-	-	-	-	-	-	519	4	-
Red peppers	-	-	-	-	-	-	1015	12	-
Swiss chard	-	-	-	-	-	-	-	-	-
Root crops	-	-	-	-	-	-	471	1	-
Beetroot	-	-	-	-	-	-	-	-	-
Carrot	-	-	-	-	-	-	-	-	-
Onion	-	-	-	-	-	-	*	*	-
Potatoes	-	-	-	-	-	-	-	-	-
Yam	-	-	-	-	-	-	-	-	-
Garlic	-	-	-	-	-	-	405	*	-
Taro 'Godere'	-	-	-	-	-	-	-	-	-
Sweet potatoes	-	-	-	-	-	-	*	*	-
Other Temporary	-	-	-	-	-	-	2442	43	-
Permanent crops	-	-	-	-	-	-	505	4	-
Avocado	-	-	-	-	-	-	*	*	*
Bananas	-	-	-	-	-	-	*	*	*
Guava	-	-	-	-	-	-	169	*	*
Lemons	-	-	-	-	-	-	112	*	*
Mangoes	-	-	-	-	-	-	316	1	*
Oranges	-	-	-	-	-	-	108	*	*
Papayas	-	-	-	-	-	-	*	*	*
Pineapples	-	-	-	-	-	-	-	-	-
Stimulant	-	-	-	-	-	-	471	9	-
Chat	-	-	-	-	-	-	294	5	-
Coffee	-	-	-	-	-	-	252	4	-
Hops / 'Gesho'	-	-	-	-	-	-	-	-	-
Enset	-	-	-	-	-	-	*	*	*
Sugar cane	-	-	-	-	-	-	-	-	-
Other permanent	-	-	-	-	-	-	*	*	*

(Table 1.3.11 Cont'd.)

Argoba Special

Crop type	IMPROVED SEED			PESTICIDE		IRRIGATION		EXTENSION PACKAGE	
	Holder	Hectare	Quintal	Holder	Hectare	Holder	Hectare	Holder	Hectare
All	242	19	11	1422	565	257	64	695	183
Cereals	227	19	11	1343	500	127	*	615	144
Teff	72	12	6	102	22	*	*	104	14
Barley	-	-	-	76	*	-	-	*	*
Wheat	*	*	*	-	-	-	-	-	-
Maize	*	*	*	621	37	96	6	234	15
Sorghum	*	*	*	1329	415	79	*	466	93
Finger millet	-	-	-	-	-	-	-	-	-
Oats / 'Aja'	-	-	-	*	*	-	-	61	*
Rice	-	-	-	-	-	-	-	-	-
Masho	*	*	-	*	*	*	*	116	5
Pulses	-	-	-	529	39	*	*	289	17
Horse / Faba beans	-	-	-	-	-	-	-	-	-
Field Peas	-	-	-	111	*	-	-	*	*
Haricot beans white	-	-	-	347	14	*	*	289	15
Haricot beans red	-	-	-	74	*	-	-	-	-
Chick peas	-	-	-	-	-	-	-	-	-
Lentils	-	-	-	*	*	-	-	-	-
Vetch / Grass peas	-	-	-	-	-	-	-	-	-
Soya beans	-	-	-	-	-	-	-	-	-
Fenugreek	-	-	-	-	-	-	-	-	-
Gibto	-	-	-	-	-	-	-	-	-
Oilseeds	-	-	-	311	15	*	*	322	*
Neug	-	-	-	*	*	-	-	*	*
Linseed	-	-	-	100	4	-	-	*	*
Groundnuts	-	-	-	-	-	-	-	-	-
Safflower	-	-	-	59	2	*	*	133	2
Sesame	-	-	-	165	8	*	*	228	*
Rapeseed	-	-	-	*	*	-	-	-	-
Vegetables	-	-	-	55	*	-	-	-	-
Lettuce	-	-	-	-	-	-	-	-	-
Head cabbage	-	-	-	-	-	-	-	-	-
Ethiopian cabbage	-	-	-	-	-	-	-	-	-
Tomatoes	-	-	-	*	*	-	-	-	-
Green peppers	-	-	-	*	*	-	-	-	-
Red peppers	-	-	-	*	*	-	-	-	-
Swiss chard	-	-	-	-	-	-	-	-	-
Root crops	-	-	-	*	*	-	-	-	-
Beetroot	-	-	-	-	-	-	-	-	-
Carrot	-	-	-	-	-	-	-	-	-
Onion	-	-	-	-	-	-	-	-	-
Potatoes	-	-	-	-	-	-	-	-	-
Yam	-	-	-	-	-	-	-	-	-
Garlic	-	-	-	*	*	-	-	-	-
Taro 'Godere'	-	-	-	-	-	-	-	-	-
Sweet potatoes	-	-	-	-	-	-	-	-	-
Other Temporary	-	-	-	121	*	-	-	*	*
Permanent crops	-	-	-	*	*	150	1	-	-
Avocado	-	-	-	-	-	*	*	-	-
Bananas	-	-	-	-	-	*	*	-	-
Guava	-	-	-	-	-	*	*	-	-
Lemons	-	-	-	*	*	*	*	-	-
Mangoes	-	-	-	-	-	89	*	-	-
Oranges	-	-	-	-	-	75	*	-	-
Papayas	-	-	-	-	-	-	-	-	-
Pineapples	-	-	-	-	-	-	-	-	-
Stimulant	*	*	-	87	1	150	3	-	-
Chat	-	-	-	73	1	103	*	-	-
Coffee	*	*	-	*	*	61	*	-	-
Hops / 'Gesho'	-	-	-	-	-	-	-	-	-
Enset	-	-	-	-	-	-	-	-	-
Sugar cane	-	-	-	-	-	-	-	-	-
Other permanent	-	-	-	-	-	-	-	-	-

Table 1.4 Number of Holders, Inputs Applied Area and Quantity of Inputs used

Oromia Region

Crop type	All Crop Area	All Fertilizers		Natural		DAP		
		Hectare	Quintal	Holder	Hectare	Holder	Hectare	Quintal
All	6488366	3546176	3283007	3423499	626654	2025816	1296001	961625
Cereals	4592182	2987944	2953626	2091963	371605	1874025	1138115	843843
Teff	1397797	1032731	1011708	159905	30670	780710	388741	243897
Barley	471134	288684	229663	364456	41230	539566	180383	146674
Wheat	837000	701247	829218	173583	22126	686560	341517	296671
Maize	1083333	723564	761733	1695464	205472	597628	153889	114858
Sorghum	669576	181138	84948	396696	68761	159820	28909	16723
Finger millet	99868	41213	21349	27517	2662	116794	32983	17656
Oats / 'Aja'	29980	16835	11349	14355	669	47673	11523	7314
Rice	3337	2441	*	1520	*	*	*	*
Masho	*	*	*	*	*	*	*	*
Pulses	693531	206315	112731	958433	73323	443787	95180	64661
Horse / Faba beans	222434	84452	37940	408287	35376	239015	40762	28370
Field Peas	108295	44996	24482	93488	10060	115526	27462	17597
Haricot beans white	77183	27086	17935	239669	10275	55935	10218	6831
Haricot beans red	66330	28227	19608	215298	11811	69088	9090	8580
Chick peas	88717	3148	1539	22984	1745	5068	605	234
Lentils	47917	10054	6527	22652	1134	44610	3929	1836
Vetch / Grass peas	57602	1272	323	15328	764	3066	*	*
Soya beans	13858	1333	*	7458	324	3480	*	125
Fenugreek	11031	5711	3059	131497	1818	22356	*	873
Gibto	*	*	*	*	*	*	*	*
Oilseeds	366910	55208	32229	367166	16104	109404	18220	8782
Neug	192222	7293	904	15504	3019	5393	3258	511
Linseed	55640	7126	3638	50913	2186	33183	3151	1403
Groundnuts	52921	18665	13568	27031	2158	21941	2859	2698
Safflower	1499	*	*	4962	*	*	*	*
Sesame	48182	11599	3425	13808	2817	18297	7418	2486
Rapeseed	16445	10075	9729	268561	5823	34669	1523	1667
Vegetables	73989	40425	34741	1425160	14828	97245	7508	7506
Lettuce	159	*	*	13603	*	-	-	-
Head cabbage	2592	1909	*	141535	799	9293	*	*
Ethiopian cabbage	12908	8418	1383	946969	7119	21100	974	614
Tomatoes	3657	2708	*	39290	342	5264	*	*
Green peppers	2991	1784	586	379391	1427	10174	*	*
Red peppers	51470	25313	25932	242911	4959	56384	5241	5450
Swiss chard	213	182	*	24544	115	*	*	*
Root crops	81942	58787	56297	1214982	18516	244847	18906	19462
Beetroot	1245	829	412	138294	461	8267	255	154
Carrot	929	554	*	33347	340	3387	*	*
Onion	12172	10289	14185	187060	1620	23708	*	*
Potatoes	35720	31462	34710	175313	5409	158240	13195	13975
Yam	59	25	*	10166	25	-	-	-
Garlic	5749	4084	1222	605000	3064	39085	624	546
Taro 'Godere'	4955	2915	*	230271	2857	*	*	*
Sweet potatoes	21113	8629	5385	208263	4740	29817	1028	878
Other Temporary	39180	17970	7057	1018628	13824	43460	1791	1471
Permanent crops	23935	6726		490229	5631			
Avocado	3026	824		116319	754			
Bananas	12744	3578		308431	3198			
Guava	865	*		26081	114			
Lemons	180	59		12050	59			
Mangoes	4735	990		95878	734			
Oranges	1332	447		53626	446			
Papayas	1029	407		80456	323			
Pineapples	26	3		2953	3			
Stimulant	509383	113059		1012024	54286			
Chat	145983	79244		542119	27552			
Coffee	359728	32095		491795	25224			
Hops / 'Gesho'	3672	1720		221216	1510			
Enset	97395	57494		967579	56644			
Sugar cane	7943	1429		127708	1153			
Other permanent	1973	819		153421	740			

(Table 1.4 cont'd.)

Oromia Region									
Crop type	UREA			UREA + DAP			INDIGENOUS SEED		
	Holder	Hectare	Quintal	Holder	Hectare	Quintal	Holder	Hectare	Quintal
All	450842	149229	94502	2129570	1474292	2226880	5652636	5967570	4875203
Cereals	337009	109175	66610	2043888	1369048	2043173	5211961	4129486	3990685
Teff	99093	33704	20098	902295	579616	747712	2474182	1377135	704139
Barley	28154	4619	2942	253405	62452	80046	1652447	466977	936472
Wheat	59969	11222	8175	722603	326381	524372	1910971	807952	1801744
Maize	134481	21798	14261	1017346	342405	632614	3408482	676128	296551
Sorghum	122215	36095	20235	194763	47372	47990	2095229	668043	165185
Finger millet	6624	771	241	30508	4798	3453	472793	99815	38843
Oats / 'Aja'	*	*	*	29183	3813	3493	200318	29964	44831
Rice	*	*	*	*	*	*	27667	3337	2921
Masho	-	-	-	*	*	*	2972	*	-
Pulses	76615	6436	3703	270578	31377	44367	3048374	690963	775202
Horse / Faba beans	14729	1440	743	60535	6874	8828	1485522	221999	333203
Field Peas	3529	*	*	37809	6816	6489	606493	108238	144255
Haricot beans									
white	12734	1418	746	60996	5175	10358	705297	76617	64239
Haricot beans red	23732	1230	851	76611	6096	10178	710393	65844	-
Chick peas	3051	*	*	6920	694	*	290599	88079	119568
Lentils	10070	1118	556	29782	3872	4136	292631	47589	29047
Vetch / Grass peas	*	*	*	*	*	*	265445	57602	70234
Soya beans	*	*	*	5074	*	*	58678	13829	8189
Fenugreek	15238	359	238	37402	1177	1948	336043	11002	6281
Gibto	-	-	-	*	*	*	3576	*	*
Oilseeds	57147	8898	5798	125064	11985	17649	1495161	366877	109316
Neug	*	*	*	4628	917	384	449525	192211	27593
Linseed	7495	153	72	31475	1636	2163	427692	55635	37541
Groundnuts	39641	7798	5212	25603	5851	5658	231745	52921	32344
Safflower	*	*	*	*	*	*	36041	1499	*
Sesame	6650	731	400	5844	634	539	168679	48182	6338
Rapeseed	3844	72	71	57176	2658	7991	484294	16428	5185
Vegetables	63900	5994	3716	114820	12096	23519	2349084	72196	-
Lettuce	*	*	*	1965	*	*	19163	158	-
Head cabbage	2955	*	*	7701	*	456	240766	2158	-
Ethiopian cabbage	4400	*	*	10002	189	639	1377290	12798	-
Tomatoes	2944	*	55	13790	1880	*	93000	2968	-
Green peppers	7002	85	80	7628	*	*	637029	2967	-
Red peppers	48141	5628	3391	78139	9485	17092	619187	50942	-
Swiss chard	*	*	*	2233	*	*	38289	204	-
Root crops	66427	2951	1879	210195	18414	34956	2316180	80648	-
Beetroot	1784	*	*	6184	*	*	235431	1175	-
Carrot	-	-	-	3497	*	*	56347	628	-
Onion	9299	706	*	31744	4313	9960	341704	11970	-
Potatoes	17031	1071	780	98209	11787	19956	498302	35380	-
Yam	-	-	-	*	*	*	14181	59	-
Garlic	15412	*	*	28690	326	606	969535	5722	-
Taro 'Godere'	*	*	*	2280	*	*	402202	4934	-
Sweet potatoes	30187	1096	642	58051	1764	3866	603689	20780	-
Other Temporary	17434	276	232	69953	2079	5354	1671029	39055	-
Permanent crops							1168191	22225	
Avocado							272029	2703	
Bananas							761418	11899	
Guava							103835	858	
Lemons							39652	174	
Mangoes							385241	4425	
Oranges							149405	1203	
Papayas							171595	945	
Pineapples							8888	*	
Stimulant							2573624	462489	
Chat							1470634	137583	
Coffee							1562225	321373	
Hops / 'Gesho'							416839	3533	
Enset							1408031	94158	
Sugar cane							323786	7590	
Other permanent							301579	1882	

(Table 1.4 Cont'd.)

Oromia Region

Crop type	IMPROVED SEED			PESTICIDE		IRRIGATION		EXTENSION PACKAGE	
	Holder	Hectare	Quintal	Holder	Hectare	Holder	Hectare	Holder	Hectare
All	1278471	488428	179763	2459807	1973489	302321	57472	2385295	1416920
Cereals	1140034	461174	176951	2329479	1864582	150235	16255	2256329	1260672
Teff	48848	20238	8209	1456978	879841	16414	*	467667	245934
Barley	11590	4009	7159	586314	201967	10780	*	279362	92814
Wheat	78852	29045	56770	1183581	624172	7303	1096	571201	312374
Maize	1054094	406321	104438	182710	71953	109144	8113	1514364	523120
Sorghum	*	*	360	145799	45706	55170	3867	279269	63386
Finger millet	*	*	*	103832	25368	-	-	54371	8897
Oats / 'Aja'	-	-	-	80647	15509	*	*	42104	12507
Rice	-	-	-	*	*	-	-	*	*
Masho	*	*	-	-	-	-	-	*	*
Pulses	16837	2487	2812	208035	66307	38963	1632	425336	60549
Horse / Faba beans	3739	*	*	80552	17566	*	*	159465	23122
Field Peas	*	*	*	68481	14579	-	-	34698	6333
Haricot beans white	*	*	*	6702	490	11817	462	88876	8084
Haricot beans red	*	*	-	8331	*	16938	544	121323	10735
Chick peas	*	638	*	35396	16457	*	*	17527	*
Lentils	*	*	*	57557	12603	*	*	24757	*
Vetch / Grass peas	-	-	-	14318	2946	-	-	3383	*
Soya beans	*	*	*	*	*	*	*	12020	*
Fenugreek	*	*	-	5652	418	6508	174	41826	1800
Gibto	-	-	-	-	-	-	-	*	*
Oilseeds	*	*	-	37749	8547	10945	*	169230	19877
Neug	-	-	-	1645	*	*	*	*	*
Linseed	*	*	-	27052	5753	*	*	32759	2879
Groundnuts	-	-	-	*	*	3524	101	46839	7679
Safflower	-	-	-	*	*	-	-	*	*
Sesame	-	-	-	*	*	*	*	15073	4816
Rapeseed	*	*	-	5170	*	1677	*	70205	2954
Vegetables	27762	1271	-	53430	3879	43286	2190	115318	8368
Lettuce	*	*	-	*	*	*	*	*	*
Head cabbage	16625	430	-	8309	*	8362	*	16443	*
Ethiopian cabbage	2554	*	-	16269	833	5583	*	42166	691
Tomatoes	3646	*	-	8716	*	9983	*	12065	*
Green peppers	2532	*	-	11148	99	16491	*	15978	*
Red peppers	*	*	-	14637	*	6557	*	38913	4971
Swiss chard	*	*	-	-	-	*	*	*	*
Root crops	36584	939	-	176421	21281	113648	6525	238043	18196
Beetroot	13707	70	-	3741	*	6186	60	10333	247
Carrot	*	*	-	2150	*	2629	*	5200	*
Onion	9222	*	-	36193	6793	22857	*	25477	*
Potatoes	*	*	-	111193	13382	12191	*	110298	12635
Yam	-	-	-	-	-	-	-	-	-
Garlic	*	*	-	37822	862	10796	*	48164	543
Taro 'Godere'	*	*	-	*	*	-	-	*	*
Sweet potatoes	*	*	-	2540	*	72000	3406	65812	2077
Other Temporary	4657	*	-	15798	718	22962	310	121589	3315
Permanent crops				4331	44	76646	2637	37771	644
Avocado				*	*	4685	53	6089	*
Bananas				2848	*	66334	1996	21685	243
Guava				*	*	4288	*	*	*
Lemons				-	-	*	*	-	-
Mangoes				*	*	6727	*	7297	158
Oranges				*	*	5057	42	3468	*
Papayas				-	-	12284	209	4241	*
Pineapples				-	-	-	-	-	-
Stimulant	123975	21338	-	68861	7653	211013	24910	366856	42962
Chat				52508	6483	177315	20035	287437	29776
Coffee	119680	20943	-	9406	880	86455	4778	102404	13088
Hops / 'Gesho'				9137	*	14595	*	13236	99
Enset				9666	310	*	*		
Sugar cane				*	*	41284	2125	4631	*
Other permanent				*	*	5705	24	5414	*

Table 1.4.1 Number of Holders, Inputs Applied Area and Quantity of Inputs used

West Welega

Crop type	All Crop Area	All Fertilizers		Natural		DAP		
		Hectare	Quintal	Holder	Hectare	Holder	Hectare	Quintal
All	354338	115889	79608	191046	36494	108653	45438	25100
Cereals	211915	104052	76648	153985	27017	105917	44610	24394
Teff	38618	28874	17893	9815	*	58719	20825	11708
Barley	1522	601	*	16278	413	*	*	*
Wheat	2964	2053	781	16986	992	12200	782	573
Maize	70502	45042	43993	143245	21987	16219	2420	1566
Sorghum	55216	3390	322	25808	2696	5808	509	220
Finger millet	42441	23563	12193	2706	306	62363	19904	10271
Oats / 'Aja'	*	*	-	*	*	-	-	-
Rice	*	*	*	-	-	-	-	-
Masho	-	-	-	-	-	-	-	-
Pulses	13316	2139	348	57528	1899	3636	117	102
Horse / Faba beans	3147	1046	105	23438	944	1520	51	*
Field Peas	1050	173	*	5793	166	-	-	-
Haricot beans white	3972	390	*	20285	340	*	*	*
Haricot beans red	3367	303	*	11939	259	*	*	*
Chick peas	263	*	-	*	*	*	*	*
Lentils	*	-	-	-	-	-	-	-
Vetch / Grass peas	111	43	*	2557	34	*	*	*
Soya beans	*	62	*	1297	*	*	*	*
Fenugreek	*	*	*	6376	*	*	*	*
Gibto	-	-	-	-	-	-	-	-
Oilseeds	37588	1792	808	49067	1227	4722	*	171
Neug	27383	*	*	*	*	*	*	*
Linseed	603	*	*	*	*	*	*	*
Groundnuts	632	*	-	*	*	-	-	-
Safflower	*	*	*	*	*	-	-	-
Sesame	*	*	*	*	*	-	-	-
Rapeseed	2308	1368	662	44902	1102	3412	46	56
Vegetables	2741	1767	475	85873	1297	2636	*	*
Lettuce	-	-	-	-	-	-	-	-
Head cabbage	31	*	-	4280	*	-	-	-
Ethiopian cabbage	452	188	*	18599	154	*	*	*
Tomatoes	*	*	-	*	*	-	-	-
Green peppers	236	*	*	12230	*	-	-	-
Red peppers	2004	1451	*	58786	1017	*	*	*
Swiss chard	-	-	-	-	-	-	-	-
Root crops	3553	1403	312	62423	853	*	*	*
Beetroot	20	*	*	4127	*	*	*	*
Carrot	14	*	-	1885	*	-	-	-
Onion	64	13	*	4701	12	-	-	-
Potatoes	*	*	-	*	*	-	-	-
Yam	-	-	-	-	-	-	-	-
Garlic	95	65	*	18731	65	-	-	-
Taro 'Godere'	181	104	-	12919	104	-	-	-
Sweet potatoes	3157	1200	308	34585	653	*	*	*
Other Temporary	7392	3601	805	111734	3154	7384	*	*
Permanent crops	4148	537		36218	518			
Avocado	395	64		7885	60			
Bananas	1945	269		22673	261			
Guava	*	*		*	*			
Lemons	16	*		*	*			
Mangoes	1352	86		9593	79			
Oranges	356	99		12763	99			
Papayas	76	*		3651	*			
Pineapples	-	-		-	-			
Stimulant	72881	521		26753	453			
Chat	2112	171		9460	168			
Coffee	70538	268		13037	204			
Hops / 'Gesho'	231	81		8470	81			
Enset	44	15		3049	15			
Sugar cane	653	*		*	*			
Other permanent	106	*		2877	*			

(Table 1.4.1cont'd.)

Crop type	UREA			UREA + DAP			INDIGENOUS SEED		
	Holder	Hectare	Quintal	Holder	Hectare	Quintal	Holder	Hectare	Quintal
All	11884	1775	770	126974	32182	53738	311571	327168	88272
Cereals	5994	1111	474	125988	31314	51780	295931	191925	75140
Teff	1144	*	*	24296	7210	6133	119833	38505	22533
Barley	-	-	-	*	*	*	40596	1522	1889
Wheat	-	-	-	4386	278	208	46321	2964	2874
Maize	3086	*	*	109822	20139	42104	267567	50625	16834
Sorghum	*	*	*	*	*	*	211605	55216	12609
Finger millet	1384	325	*	11377	3028	1839	156794	42441	17901
Oats / 'Aja'	-	-	-	-	-	-	*	*	*
Rice	-	-	-	*	*	*	*	*	*
Masho	-	-	-	-	-	-	-	-	-
Pulses	*	*	*	3198	78	218	150627	13291	7767
Horse / Faba beans	*	*	*	*	*	*	53356	3129	2984
Field Peas	-	-	-	*	*	*	23555	1050	678
Haricot beans									
white	-	-	-	*	*	*	59397	3972	2999
Haricot beans red	*	*	*	*	*	*	57118	3367	-
Chick peas	-	-	-	-	-	-	6454	263	83
Lentils	-	-	-	-	-	-	*	*	*
Vetch / Grass peas	-	-	-	*	*	*	6442	111	*
Soya beans	*	*	*	*	*	*	11937	*	*
Fenugreek	-	-	-	-	-	-	13530	*	61
Gibto	-	-	-	-	-	-	-	-	-
Oilseeds	*	*	*	11500	228	623	184185	37588	5365
Neug	-	-	-	*	*	*	97254	27383	3628
Linseed	-	-	-	*	*	-	20821	603	141
Groundnuts	-	-	-	-	-	-	10728	632	272
Safflower	*	*	*	-	-	-	*	*	*
Sesame	*	*	*	-	-	-	25000	*	993
Rapeseed	*	*	*	10901	220	605	83286	2308	329
Vegetables	*	*	*	4030	226	*	155301	2741	-
Lettuce	-	-	-	-	-	-	-	-	-
Head cabbage	-	-	-	-	-	-	10058	31	-
Ethiopian cabbage	-	-	-	*	*	*	36693	452	-
Tomatoes	-	-	-	-	-	-	*	*	-
Green peppers	-	-	-	*	*	*	34676	236	-
Red peppers	*	*	*	*	*	*	95783	2004	-
Swiss chard	-	-	-	-	-	-	-	-	-
Root crops	*	*	*	*	*	*	152868	3551	-
Beetroot	-	-	-	-	-	-	8238	20	-
Carrot	-	-	-	-	-	-	4049	14	-
Onion	-	-	-	*	*	*	9476	64	-
Potatoes	-	-	-	-	-	-	*	*	-
Yam	-	-	-	-	-	-	-	-	-
Garlic	*	*	*	-	-	-	31715	95	-
Taro 'Godere'	-	-	-	-	-	-	29805	181	-
Sweet potatoes	*	*	*	*	*	*	120771	3156	-
Other Temporary	*	*	*	8854	212	565	189966	7378	-
Permanent crops							159575	3808	
Avocado							40214	347	
Bananas							111359	1816	
Guava							*	*	
Lemons							3104	11	
Mangoes							68336	1277	
Oranges							34882	278	
Papayas							16023	72	
Pineapples							-	-	
Stimulant							227059	66147	
Chat							63786	2105	
Coffee							207343	63815	
Hops / 'Gesho'							29317	227	
Enset							10968	44	
Sugar cane							19253	587	
Other permanent							7458	106	

(Table 1.4.1 Cont'd.)

West Welega

Crop type	IMPROVED SEED			PESTICIDE		IRRIGATION		EXTENSION PACKAGE	
	Holder	Hectare	Quintal	Holder	Hectare	Holder	Hectare	Holder	Hectare
All	107782	20898	4751	72883	21614	2943	175	133394	33282
Cereals	102879	19960	4742	72883	21600	*	*	129358	30703
Teff	1612	*	*	16112	4484	-	-	5860	1290
Barley	-	-	-	*	*	-	-	*	*
Wheat	-	-	-	10874	766	-	-	1984	*
Maize	102521	19848	4662	28667	4398	*	*	125887	26540
Sorghum	-	-	-	18639	4326	-	-	*	*
Finger millet	-	-	-	27195	7573	-	-	*	*
Oats / 'Aja'	-	-	-	-	-	-	-	-	-
Rice	-	-	-	-	-	-	-	-	-
Masho	-	-	-	-	-	-	-	-	-
Pulses	*	*	*	-	-	-	-	5203	177
Horse / Faba beans	*	*	*	-	-	-	-	*	*
Field Peas	-	-	-	-	-	-	-	*	*
Haricot beans white	-	-	-	-	-	-	-	*	*
Haricot beans red	-	-	-	-	-	-	-	-	-
Chick peas	-	-	-	-	-	-	-	-	-
Lentils	-	-	-	-	-	-	-	*	*
Vetch / Grass peas	-	-	-	-	-	-	-	*	*
Soya beans	*	*	*	-	-	-	-	1160	*
Fenugreek	-	-	-	-	-	-	-	-	-
Gibto	-	-	-	-	-	-	-	-	-
Oilseeds	-	-	-	*	*	*	*	11486	263
Neug	-	-	-	-	-	-	-	*	*
Linseed	-	-	-	-	-	-	-	*	*
Groundnuts	-	-	-	-	-	-	-	-	-
Safflower	-	-	-	*	*	-	-	-	-
Sesame	-	-	-	-	-	-	-	-	-
Rapeseed	-	-	-	*	*	*	*	10898	251
Vegetables	-	-	-	-	-	-	-	4164	*
Lettuce	-	-	-	-	-	-	-	-	-
Head cabbage	-	-	-	-	-	-	-	*	*
Ethiopian cabbage	-	-	-	-	-	-	-	*	*
Tomatoes	-	-	-	-	-	-	-	*	*
Green peppers	-	-	-	-	-	-	-	*	*
Red peppers	-	-	-	-	-	-	-	*	*
Swiss chard	-	-	-	-	-	-	-	-	-
Root crops	*	*	-	-	-	-	-	*	*
Beetroot	-	-	-	-	-	-	-	-	-
Carrot	*	*	-	-	-	-	-	-	-
Onion	-	-	-	-	-	-	-	-	-
Potatoes	-	-	-	-	-	-	-	-	-
Yam	-	-	-	-	-	-	-	-	-
Garlic	-	-	-	-	-	-	-	-	-
Taro 'Godere'	-	-	-	-	-	-	-	-	-
Sweet potatoes	*	*	-	-	-	-	-	*	*
Other Temporary	*	*	-	-	-	-	-	14584	431
Permanent crops	-	-	-	-	-	*	*	1927	*
Avocado	-	-	-	-	-	*	*	*	*
Bananas	-	-	-	-	-	*	*	*	*
Guava	-	-	-	-	-	-	-	-	-
Lemons	-	-	-	-	-	-	-	-	-
Mangoes	-	-	-	-	-	-	-	*	*
Oranges	-	-	-	-	-	*	*	*	*
Papayas	-	-	-	-	-	-	-	-	-
Pineapples	-	-	-	-	-	-	-	-	-
Stimulant	5412	893	-	*	*	1290	*	7563	*
Chat	-	-	-	-	-	*	*	*	*
Coffee	5412	893	-	-	-	*	*	6374	*
Hops / 'Gesho'	-	-	-	*	*	-	-	*	*
Enset	-	-	-	-	-	-	-	-	-
Sugar cane	-	-	-	-	-	*	*	-	-
Other permanent	-	-	-	-	-	-	-	-	-

Table 1.4.2 Number of Holders, Inputs Applied Area and Quantity of Inputs used

East Welega								
Crop type	All Crop Area	All Fertilizers		Natural		DAP		
		Hectare	Quintal	Holder	Hectare	Holder	Hectare	Quintal
All	380643	198115	201397	152007	37734	80529	64528	38075
Cereals	283315	183779	195447	113485	27941	79214	63101	37541
Teff	86863	65995	36600	10878	3367	64223	47001	25855
Barley	6681	2244	*	20968	1968	*	*	*
Wheat	9807	4694	*	14930	1323	6660	523	415
Maize	124708	98365	148102	105209	18306	20608	6485	5657
Sorghum	36072	*	*	9886	*	*	*	*
Finger millet	18592	9861	5745	*	*	22954	8984	5587
Oats / 'Aja'	*	*	*	*	*	-	-	-
Rice	*	*	*	-	-	*	*	*
Masho	-	-	-	-	-	-	-	-
Pulses	14442	3926	1315	40455	2685	*	*	*
Horse / Faba beans	6319	2065	*	22015	1772	*	*	*
Field Peas	3154	*	*	1462	65	*	*	*
Haricot beans white	*	*	*	*	*	-	-	-
Haricot beans red	1691	*	*	6737	177	*	*	*
Chick peas	*	242	-	3384	242	-	-	-
Lentils	*	*	-	*	*	-	-	-
Vetch / Grass peas	-	-	-	-	-	-	-	-
Soya beans	*	*	*	*	*	-	-	-
Fenugreek	156	73	-	8333	73	-	-	-
Gibto	-	-	-	-	-	-	-	-
Oilseeds	60581	4329	1605	36841	2813	*	*	*
Neug	44256	2405	*	*	*	*	*	*
Linseed	136	*	*	*	*	*	*	*
Groundnuts	9113	*	*	*	*	-	-	-
Safflower	*	-	-	-	-	-	-	-
Sesame	4022	*	*	*	*	-	-	-
Rapeseed	2786	1588	*	30878	1119	*	*	*
Vegetables	3014	2353	1494	66332	1119	2505	*	75
Lettuce	-	-	-	-	-	-	-	-
Head cabbage	*	*	*	4511	*	*	*	*
Ethiopian cabbage	77	45	-	6006	45	-	-	-
Tomatoes	*	*	*	*	*	*	*	*
Green peppers	210	167	-	26980	167	-	-	-
Red peppers	2672	2092	1467	39975	869	2274	*	*
Swiss chard	*	*	-	*	*	-	-	-
Root crops	1567	527	80	55719	459	1608	*	*
Beetroot	*	*	-	10230	*	-	-	-
Carrot	2	2	-	1539	2	-	-	-
Onion	99	77	*	12344	75	*	*	*
Potatoes	*	61	*	*	*	*	*	*
Yam	*	-	-	-	-	-	-	-
Garlic	213	139	*	36669	131	*	*	*
Taro 'Godere'	*	64	-	8567	64	-	-	-
Sweet potatoes	898	151	*	8453	110	*	*	*
Other Temporary	*	1402	1375	59623	942	2141	*	42
Permanent crops	1052	227	*	25550	208	*	*	*
Avocado	*	*	*	*	*	*	*	*
Bananas	462	122	*	15115	112	*	*	*
Guava	*	*	*	*	*	*	*	*
Lemons	*	*	*	*	*	*	*	*
Mangoes	480	65	*	7242	56	*	*	*
Oranges	*	*	*	*	*	*	*	*
Papayas	*	*	*	*	*	*	*	*
Pineapples	*	*	*	*	*	*	*	*
Stimulant	11214	1503	*	37742	1498	*	*	*
Chat	1407	*	*	12135	*	*	*	*
Coffee	9446	978	*	20296	973	*	*	*
Hops / 'Gesho'	360	87	*	14199	87	*	*	*
Enset	*	*	*	*	*	*	*	*
Sugar cane	474	*	*	*	*	*	*	*
Other permanent	114	41	*	6028	39	*	*	*

(Table 1.4.2 cont'd.)

East Welega

Crop type	UREA			UREA + DAP			INDIGENOUS SEED		
	Holder	Hectare	Quintal	Holder	Hectare	Quintal	Holder	Hectare	Quintal
All	18543	5236	3131	114311	90617	160191	231555	308702	125298
Cereals	10302	4237	*	113888	88500	155224	222159	213557	98417
Teff	*	*	*	31303	15047	10611	136411	84738	37869
Barley	*	*	*	*	*	*	42839	6681	8885
Wheat	*	*	*	10935	*	*	56593	9645	16101
Maize	7549	*	*	94954	70476	140368	189125	57267	20602
Sorghum	-	-	-	1408	*	*	101177	36041	7523
Finger millet	-	-	-	2006	290	*	66271	18592	6723
Oats / 'Aja'	-	-	-	*	*	*	3906	*	*
Rice	-	-	-	*	*	*	1891	*	132
Masho	-	-	-	-	-	-	*	-	-
Pulses	*	*	*	3785	498	940	103418	14426	12316
Horse / Faba beans	*	*	*	*	*	*	57362	6312	6261
Field Peas	*	*	*	*	*	*	22616	3145	3336
Haricot beans									
white	-	-	-	*	*	*	14078	*	*
Haricot beans red	*	*	*	2190	*	*	24897	1691	-
Chick peas	-	-	-	-	-	-	7318	*	*
Lentils	-	-	-	-	-	-	*	*	*
Vetch / Grass peas	-	-	-	-	-	-	-	-	-
Soya beans	*	*	*	-	-	-	4471	*	*
Fenugreek	-	-	-	-	-	-	14266	156	*
Gibto	-	-	-	-	-	-	-	-	-
Oilseeds	*	*	*	9518	*	*	147574	60581	14565
Neug	*	*	*	*	*	*	84949	44256	6348
Linseed	-	-	-	-	-	-	2925	136	*
Groundnuts	*	*	*	*	*	*	29817	9113	5305
Safflower	-	-	-	-	-	-	5254	*	*
Sesame	*	*	*	*	*	*	22973	4022	1000
Rapeseed	-	-	-	*	*	*	56892	2786	*
Vegetables	5811	*	*	11638	703	1276	114104	2977	-
Lettuce	-	-	-	-	-	-	-	-	-
Head cabbage	*	*	*	-	-	-	4644	*	-
Ethiopian cabbage	-	-	-	-	-	-	9340	77	-
Tomatoes	-	-	-	*	*	*	*	*	-
Green peppers	-	-	-	-	-	-	36008	209	-
Red peppers	*	*	*	11451	697	1253	78752	2672	-
Swiss chard	-	-	-	-	-	-	*	*	-
Root crops	*	*	*	*	*	*	88077	1512	-
Beetroot	*	*	*	-	-	-	9898	25	-
Carrot	-	-	-	-	-	-	997	*	-
Onion	-	-	-	*	*	*	14149	60	-
Potatoes	-	-	-	-	-	-	*	*	-
Yam	-	-	-	-	-	-	*	*	-
Garlic	*	*	*	*	*	*	51825	213	-
Taro 'Godere'	-	-	-	-	-	-	12499	*	-
Sweet potatoes	*	*	*	*	*	*	26596	898	-
Other Temporary	1819	*	*	5961	414	1321	98412	*	-
Permanent crops							71379	974	
Avocado							2574	8	
Bananas							39126	429	
Guava							*	*	
Lemons							2879	*	
Mangoes							40316	453	
Oranges							*	*	
Papayas							*	*	
Pineapples							*	*	
Stimulant							93138	9269	
Chat							31073	1305	
Coffee							61422	7612	
Hops / 'Geshe'							37591	352	
Enset							*	*	
Sugar cane							8453	471	
Other permanent							11246	92	

(Table 1.4.2 Cont'd.)

East Welega

Crop type	IMPROVED SEED			PESTICIDE		IRRIGATION		EXTENSION PACKAGE	
	Holder	Hectare	Quintal	Holder	Hectare	Holder	Hectare	Holder	Hectare
All	107523	71055	17376	90612	70473	5569	*	116567	85385
Cereals	98061	69739	17373	88811	69826	*	*	113266	83885
Teff	7444	2105	483	71993	43977	-	-	15869	9380
Barley	-	-	-	*	*	-	-	*	*
Wheat	1804	162	*	19073	3417	-	-	4043	537
Maize	94467	67440	16587	*	*	*	*	102740	71939
Sorghum	*	*	*	6470	2822	-	-	*	*
Finger millet	-	-	-	19886	7748	-	-	3451	*
Oats / 'Aja'	-	-	-	1190	*	-	-	*	*
Rice	-	-	-	*	*	-	-	-	-
Masho	-	-	-	-	-	-	-	-	-
Pulses	*	*	*	1549	*	-	-	4097	304
Horse / Faba beans	*	*	*	*	*	-	-	*	*
Field Peas	*	*	*	*	*	-	-	*	*
Haricot beans white	-	-	-	-	-	-	-	*	*
Haricot beans red	-	-	-	*	*	-	-	*	*
Chick peas	-	-	-	-	-	-	-	-	-
Lentils	-	-	-	-	-	-	-	-	-
Vetch / Grass peas	-	-	-	-	-	-	-	-	-
Soya beans	-	-	-	*	*	-	-	*	*
Fenugreek	-	-	-	*	*	-	-	-	-
Gibto	-	-	-	-	-	-	-	-	-
Oilseeds	-	-	-	*	*	-	-	10576	*
Neug	-	-	-	*	*	-	-	-	-
Linseed	-	-	-	-	-	-	-	-	-
Groundnuts	-	-	-	*	*	-	-	-	-
Safflower	-	-	-	-	-	-	-	-	-
Sesame	-	-	-	*	*	-	-	-	-
Rapeseed	-	-	-	-	-	-	-	10576	*
Vegetables	3167	*	-	1282	*	*	*	*	*
Lettuce	-	-	-	-	-	-	-	-	-
Head cabbage	2216	*	-	-	-	-	-	*	*
Ethiopian cabbage	-	-	-	-	-	*	*	*	*
Tomatoes	*	*	-	*	*	*	*	*	*
Green peppers	*	*	-	*	*	*	*	*	*
Red peppers	-	-	-	*	*	*	*	1751	25
Swiss chard	-	-	-	-	-	-	-	-	-
Root crops	3955	*	-	*	*	*	*	*	*
Beetroot	2561	*	-	-	-	-	-	*	*
Carrot	*	*	-	-	-	-	-	-	-
Onion	*	*	-	*	*	*	*	*	*
Potatoes	-	-	-	-	-	-	-	-	-
Yam	-	-	-	-	-	-	-	-	-
Garlic	*	*	-	*	*	*	*	*	*
Taro 'Godere'	-	-	-	-	-	-	-	-	-
Sweet potatoes	-	-	-	*	*	*	*	*	*
Other Temporary	*	*	-	*	*	*	*	6509	435
Permanent crops				*	*	1172	*	*	*
Avocado	-	-	-	-	-	*	*	-	-
Bananas	-	-	-	-	-	1172	*	*	*
Guava	-	-	-	-	-	-	-	-	-
Lemons	-	-	-	-	-	-	-	-	-
Mangoes	-	-	-	*	*	-	-	*	*
Oranges	-	-	-	-	-	-	-	-	-
Papayas	-	-	-	-	-	-	-	-	-
Pineapples	-	-	-	-	-	-	-	-	-
Stimulant	13249	*	-	*	*	*	*	4402	*
Chat	-	-	-	-	-	*	*	*	*
Coffee	12998	*	-	*	*	*	*	4145	*
Hops / 'Gesho'	-	-	-	*	*	*	*	*	*
Enset	-	-	-	-	-	-	-	-	-
Sugar cane	-	-	-	-	-	*	*	-	-
Other permanent	-	-	-	-	-	-	-	*	*

Table 1.4.3 Number of Holders, Inputs Applied Area and Quantity of Inputs used

Illubabor

Crop type	All Crop Area	All Fertilizers		Natural		DAP		
		Hectare	Quintal	Holder	Hectare	Holder	Hectare	Quintal
All	363044	111855	87589	161614	30208	84773	40697	26477
Cereals	238216	98238	83331	114934	20733	82682	39828	25880
Teff	80682	41340	21988	10188	2465	57323	30878	17057
Barley	8949	1352	*	10430	*	*	*	*
Wheat	10076	6491	7637	6529	408	24377	3919	4059
Maize	94465	44418	51314	103056	14125	17442	4646	4593
Sorghum	35322	*	*	15081	*	*	*	*
Finger millet	6666	*	*	3292	*	*	*	*
Oats / 'Aja'	55	*	-	-	-	-	-	-
Rice	*	*	-	-	-	-	-	-
Masho	-	-	-	-	-	-	-	-
Pulses	25991	3256	*	59779	2205	4889	*	333
Horse / Faba beans	5914	960	*	15055	773	2269	*	*
Field Peas	6458	573	-	5631	573	-	-	-
Haricot beans white	2181	338	*	21332	250	*	*	*
Haricot beans red	1880	*	*	19819	288	-	-	-
Chick peas	*	-	-	-	-	-	-	-
Lentils	*	-	-	-	-	-	-	-
Vetch / Grass peas	*	-	-	-	-	-	-	-
Soya beans	*	*	*	*	*	*	*	*
Fenugreek	168	103	-	8137	103	-	-	-
Gibto	*	-	-	-	-	-	-	-
Oilseeds	12503	691	223	17629	558	*	*	*
Neug	6205	*	-	*	*	-	-	-
Linseed	1655	*	*	*	*	-	-	-
Groundnuts	*	*	*	*	*	-	-	-
Safflower	*	-	-	-	-	-	-	-
Sesame	*	*	*	*	*	-	-	-
Rapeseed	1031	552	203	15021	446	*	*	*
Vegetables	6994	*	*	82340	842	3870	*	110
Lettuce	*	*	*	*	*	-	-	-
Head cabbage	161	73	*	24645	72	*	*	*
Ethiopian cabbage	706	411	*	42707	337	1465	*	*
Tomatoes	*	*	-	*	*	-	-	-
Green peppers	264	107	*	31649	105	*	*	*
Red peppers	5838	*	*	21891	304	*	*	*
Swiss chard	*	-	-	-	-	-	-	-
Root crops	1795	547	*	63832	515	*	*	*
Beetroot	69	41	*	20182	41	*	*	*
Carrot	6	*	-	2177	*	-	-	-
Onion	117	*	*	9473	24	*	*	*
Potatoes	*	*	*	*	*	-	-	-
Yam	*	*	-	*	*	-	-	-
Garlic	112	42	*	26229	40	*	*	*
Taro 'Godere'	542	223	-	28581	223	-	-	-
Sweet potatoes	856	*	*	7719	*	-	-	-
Other Temporary	1852	691	*	57963	538	*	*	*
Permanent crops	1947	382	*	30889	355	*	*	*
Avocado	191	*	*	*	*	-	-	-
Bananas	1033	188	*	20971	170	*	*	*
Guava	*	*	*	*	*	-	-	-
Lemons	7	*	*	*	*	-	-	-
Mangoes	477	49	*	6770	40	*	*	*
Oranges	62	*	*	*	*	-	-	-
Papayas	125	*	*	5055	*	-	-	-
Pineapples	*	*	*	*	*	-	-	-
Stimulant	71046	*	*	41983	*	-	-	-
Chat	4504	798	*	29963	681	-	-	-
Coffee	66436	*	*	22290	*	-	-	-
Hops / 'Gesho'	*	*	*	1074	*	-	-	-
Enset	2335	1142	*	53595	1133	-	-	-
Sugar cane	305	*	*	6047	*	-	-	-
Other permanent	59	20	*	10334	20	-	-	-

(Table 1.4.3 cont'd.)

Crop type	UREA			UREA + DAP			INDIGENOUS SEED		
	Holder	Hectare	Quintal	Holder	Hectare	Quintal	Holder	Hectare	Quintal
All	14604	*	*	104946	37641	58992	303335	330293	117389
Cereals	5234	1143	610	103664	36535	56841	291887	213430	96930
Teff	2897	710	298	16699	7287	4632	155879	80443	34055
Barley	-	-	-	1414	*	*	51780	8949	9191
Wheat	*	*	*	13298	2125	3550	64779	9783	11767
Maize	1479	*	*	92924	25380	46542	259426	70213	28432
Sorghum	-	-	-	*	*	*	154618	35321	9359
Finger millet	-	-	-	*	*	*	52987	6666	2040
Oats / 'Aja'	-	-	-	-	-	-	1628	55	27
Rice	*	*	*	*	*	*	*	*	*
Masho	-	-	-	-	-	-	-	-	-
Pulses	*	*	*	*	*	*	177475	25991	15265
Horse / Faba beans	*	*	*	*	*	*	63270	5914	4981
Field Peas	-	-	-	-	-	-	36069	6458	4263
Haricot beans									
white	-	-	-	*	*	*	69047	2181	1189
Haricot beans red	-	-	-	*	*	*	55487	1880	-
Chick peas	-	-	-	-	-	-	*	*	*
Lentils	-	-	-	-	-	-	*	*	*
Vetch / Grass peas	-	-	-	-	-	-	*	*	*
Soya beans	-	-	-	*	*	*	27779	*	*
Fenugreek	-	-	-	-	-	-	14761	168	46
Gibto	-	-	-	-	-	-	*	*	*
Oilseeds	1311	*	*	1232	*	*	83986	12503	*
Neug	-	-	-	-	-	-	31308	6205	1360
Linseed	*	*	*	-	-	-	13621	1655	310
Groundnuts	*	*	*	-	-	-	12913	*	*
Safflower	-	-	-	-	-	-	1039	*	*
Sesame	-	-	-	*	*	*	7896	*	*
Rapeseed	*	*	*	*	*	*	34643	1031	180
Vegetables	*	*	*	4462	*	561	175166	6940	-
Lettuce	-	-	-	*	*	*	*	*	-
Head cabbage	*	*	*	-	-	-	45371	153	-
Ethiopian cabbage	*	*	*	1405	*	*	80437	705	-
Tomatoes	-	-	-	-	-	-	1840	*	-
Green peppers	*	*	*	-	-	-	68741	264	-
Red peppers	*	*	*	*	*	*	65182	5814	-
Swiss chard	-	-	-	-	-	-	*	*	-
Root crops	*	*	*	*	*	*	150334	1781	-
Beetroot	-	-	-	-	-	-	39215	66	-
Carrot	-	-	-	-	-	-	3705	6	-
Onion	-	-	-	*	*	*	23370	117	-
Potatoes	-	-	-	*	*	*	4614	*	-
Yam	-	-	-	-	-	-	*	*	-
Garlic	*	*	*	*	*	*	50832	112	-
Taro 'Godere'	-	-	-	-	-	-	67916	531	-
Sweet potatoes	-	-	-	*	*	*	39057	856	-
Other Temporary	*	*	*	2469	*	*	123802	1852	-
Permanent crops							119684	1859	
Avocado							20761	169	
Bananas							77425	981	
Guava							5500	*	
Lemons							3373	7	
Mangoes							46669	472	
Oranges							10923	62	
Papayas							25990	116	
Pineapples							*	*	
Stimulant							214604	63439	
Chat							105325	4085	
Coffee							174941	59249	
Hops / 'Gesho'							12779	*	
Enset							124083	2168	
Sugar cane							22707	280	
Other permanent							25712	50	

(Table 1.4.3 Cont'd.)

Illubabor

Crop type	IMPROVED SEED			PESTICIDE		IRRIGATION		EXTENSION PACKAGE	
	Holder	Hectare	Quintal	Holder	Hectare	Holder	Hectare	Holder	Hectare
All	106596	29206	6392	112026	65562	*	*	142836	53897
Cereals	92581	24786	6392	111333	64539	*	*	139179	50298
Teff	2617	240	*	93205	49714	-	-	31386	13015
Barley	-	-	-	2269	*	-	-	2764	*
Wheat	2764	294	288	27132	5180	-	-	33609	5394
Maize	89586	24252	6009	5292	1192	*	*	101775	28963
Sorghum	*	*	*	16891	*	-	-	*	*
Finger millet	-	-	-	8736	*	-	-	*	*
Oats / 'Aja'	-	-	-	-	-	-	-	-	-
Rice	-	-	-	-	-	-	-	*	*
Masho	-	-	-	-	-	-	-	-	-
Pulses	*	*	*	*	*	-	-	11154	*
Horse / Faba beans	-	-	-	*	*	-	-	1773	*
Field Peas	-	-	-	*	*	-	-	-	-
Haricot beans white	-	-	-	-	-	-	-	*	*
Haricot beans red	-	-	-	-	-	-	-	*	*
Chick peas	-	-	-	*	*	-	-	-	-
Lentils	-	-	-	-	-	-	-	-	-
Vetch / Grass peas	-	-	-	-	-	-	-	-	-
Soya beans	*	*	*	-	-	-	-	*	*
Fenugreek	-	-	-	-	-	-	-	-	-
Gibto	-	-	-	-	-	-	-	-	-
Oilseeds	-	-	-	3004	772	-	-	2582	*
Neug	-	-	-	-	-	-	-	-	-
Linseed	-	-	-	2265	495	-	-	-	-
Groundnuts	-	-	-	*	*	-	-	*	*
Safflower	-	-	-	-	-	-	-	-	-
Sesame	-	-	-	-	-	-	-	-	-
Rapeseed	-	-	-	-	-	-	-	*	*
Vegetables	*	*	-	-	-	-	-	4388	156
Lettuce	*	*	-	-	-	-	-	*	*
Head cabbage	*	*	-	-	-	-	-	*	*
Ethiopian cabbage	-	-	-	-	-	-	-	*	*
Tomatoes	*	*	-	-	-	-	-	*	*
Green peppers	-	-	-	-	-	-	-	*	*
Red peppers	*	*	-	-	-	-	-	*	*
Swiss chard	-	-	-	-	-	-	-	-	-
Root crops	*	*	-	-	-	*	*	*	*
Beetroot	*	*	-	-	-	-	-	*	*
Carrot	-	-	-	-	-	-	-	-	-
Onion	-	-	-	-	-	-	-	*	*
Potatoes	-	-	-	-	-	*	*	-	-
Yam	-	-	-	-	-	-	-	-	-
Garlic	-	-	-	-	-	-	-	*	*
Taro 'Godere'	*	*	-	-	-	-	-	*	*
Sweet potatoes	-	-	-	-	-	-	-	*	*
Other Temporary	*	*	-	-	-	-	-	4610	*
Permanent crops	-	-	-	-	-	*	*	*	*
Avocado	-	-	-	-	-	-	-	-	-
Bananas	-	-	-	-	-	*	*	*	*
Guava	-	-	-	-	-	-	-	-	-
Lemons	-	-	-	-	-	-	-	-	-
Mangoes	-	-	-	-	-	-	-	*	*
Oranges	-	-	-	-	-	-	-	-	-
Papayas	-	-	-	-	-	*	*	-	-
Pineapples	-	-	-	-	-	-	-	-	-
Stimulant	17567	4250	-	*	*	*	*	9257	1108
Chat	-	-	-	*	*	*	*	*	*
Coffee	17268	3993	-	-	-	-	-	5749	*
Hops / 'Gesho'	-	-	-	-	-	-	-	-	-
Enset	-	-	-	-	-	-	-	-	-
Sugar cane	-	-	-	-	-	*	*	-	-
Other permanent	-	-	-	-	-	-	-	-	-

Table 1.4.4 Number of Holders, Inputs Applied Area and Quantity of Inputs used

Jimma

Crop type	All Crop Area	All Fertilizers		Natural		DAP		
		Hectare	Quintal	Holder	Hectare	Holder	Hectare	Quintal
All	651856	312254	254728	433213	61139	274368	136866	98215
Cereals	449910	269745	240861	183033	28925	271729	129554	90890
Teff	168948	121659	82672	22578	*	202267	81004	50852
Barley	20050	8288	4602	29334	*	39993	4575	3598
Wheat	39146	24690	20839	*	*	75269	17009	14294
Maize	149822	112126	130954	153758	16930	75949	25412	21377
Sorghum	67414	1508	*	14572	688	5423	658	307
Finger millet	2319	*	*	-	-	*	*	*
Oats / 'Aja'	*	*	*	*	*	*	*	*
Rice	*	-	-	-	-	-	-	-
Masho	-	-	-	-	-	-	-	-
Pulses	39444	13916	6258	104004	*	39877	*	*
Horse / Faba beans	22098	7590	3292	34017	*	33085	2884	*
Field Peas	13619	5112	*	14495	*	*	*	*
Haricot beans white	2037	*	*	56491	432	*	*	*
Haricot beans red	*	*	*	*	*	-	-	-
Chick peas	*	*	-	*	*	-	-	-
Lentils	500	*	*	*	*	*	*	*
Vetch / Grass peas	*	*	-	*	*	-	-	-
Soya beans	*	*	*	*	*	*	*	*
Fenugreek	*	*	-	*	*	-	-	-
Gibto	*	*	-	*	*	-	-	-
Oilseeds	23704	1640	746	24182	*	17824	433	*
Neug	12704	*	*	*	*	*	*	*
Linseed	4642	556	218	*	*	12560	212	*
Groundnuts	*	-	-	-	-	-	-	-
Safflower	*	-	-	-	-	-	-	-
Sesame	*	-	-	-	-	-	-	-
Rapeseed	855	562	504	18888	321	4759	*	*
Vegetables	4460	2876	*	294470	1683	22543	529	724
Lettuce	*	-	-	-	-	-	-	-
Head cabbage	*	*	*	19217	27	-	-	-
Ethiopian cabbage	1869	1332	*	260326	1306	*	*	*
Tomatoes	*	*	*	*	*	*	*	*
Green peppers	394	159	*	83597	148	*	*	*
Red peppers	1732	1161	*	18586	*	18431	453	670
Swiss chard	*	*	-	*	*	-	-	-
Root crops	5054	2898	*	200725	2717	*	*	*
Beetroot	32	*	*	8833	*	*	*	*
Carrot	*	*	-	*	*	-	-	-
Onion	20	5	*	9613	5	*	*	*
Potatoes	481	*	-	*	*	-	-	-
Yam	*	*	-	*	*	-	-	-
Garlic	287	151	*	47683	141	-	-	-
Taro 'Godere'	3825	2351	*	154442	2294	*	*	*
Sweet potatoes	397	*	*	18347	143	*	*	*
Other Temporary	2390	1562	*	113944	1283	4409	*	*
Permanent crops	5896	2067		156823	1847			
Avocado	1515	552		74045	490			
Bananas	2656	954		93593	838			
Guava	206	20		*	20			
Lemons	43	*		*	*			
Mangoes	923	364		40290	332			
Oranges	392	86		17389	86			
Papayas	140	73		27725	63			
Pineapples	*	*		*	*			
Stimulant	104904	7419		216250	5958			
Chat	14866	3566		137633	2732			
Coffee	89765	3828		149988	3212			
Hops / 'Gesho'	273	*		*	14			
Enset	14429	9613		311518	9385			
Sugar cane	1244	368		65158	318			
Other permanent	421	149		44175	133			

(Table 1.4.4 cont'd.)

Crop type	UREA			UREA + DAP			INDIGENOUS SEED		
	Holder	Hectare	Quintal	Holder	Hectare	Quintal	Holder	Hectare	Quintal
All	14116	2824	1752	242819	111425	154761	594700	559949	248598
Cereals	13302	2788	1733	239983	108478	148238	542060	370573	204281
Teff	10128	*	*	93148	31461	30502	410136	168195	76204
Barley	-	-	-	*	*	*	159546	20050	25670
Wheat	-	-	-	28591	6142	6545	166676	37903	55210
Maize	*	*	*	178840	69044	109162	326976	72499	30086
Sorghum	-	-	-	*	*	*	266821	67394	13167
Finger millet	-	-	-	*	*	*	16826	2319	*
Oats / 'Aja'	-	-	-	*	*	*	30625	*	*
Rice	-	-	-	-	-	-	*	*	-
Masho	-	-	-	-	-	-	-	-	-
Pulses	-	-	-	10313	*	*	305712	39444	35284
Horse / Faba beans	-	-	-	*	*	*	170361	22098	21430
Field Peas	-	-	-	*	*	*	64607	13619	12097
Haricot beans	-	-	-	-	-	-	-	-	-
white	-	-	-	*	*	*	109539	2037	*
Haricot beans red	-	-	-	*	*	*	32208	*	-
Chick peas	-	-	-	-	-	-	6343	*	*
Lentils	-	-	-	*	*	*	28125	500	381
Vetch / Grass peas	-	-	-	-	-	-	*	*	-
Soya beans	-	-	-	-	-	-	*	*	*
Fenugreek	-	-	-	-	-	-	*	*	*
Gibto	-	-	-	-	-	-	*	*	-
Oilseeds	*	*	*	9234	382	359	160667	23688	9033
Neug	-	-	-	*	*	*	41520	12704	1675
Linseed	*	*	*	*	*	*	95420	4636	1128
Groundnuts	-	-	-	-	-	-	*	*	*
Safflower	-	-	-	-	-	-	*	*	*
Sesame	-	-	-	-	-	-	*	*	*
Rapeseed	-	-	-	4743	*	*	39266	845	69
Vegetables	-	-	-	13925	*	*	448557	4315	-
Lettuce	-	-	-	-	-	-	*	*	-
Head cabbage	-	-	-	*	*	*	46865	150	-
Ethiopian cabbage	-	-	-	*	*	*	378036	1869	-
Tomatoes	-	-	-	-	-	-	17798	*	-
Green peppers	-	-	-	*	*	*	161358	392	-
Red peppers	-	-	-	*	*	*	64834	1732	-
Swiss chard	-	-	-	-	-	-	*	*	-
Root crops	-	-	-	3404	*	*	334334	5040	-
Beetroot	-	-	-	-	-	-	34521	30	-
Carrot	-	-	-	-	-	-	5175	*	-
Onion	-	-	-	-	-	-	21681	19	-
Potatoes	-	-	-	-	-	-	15042	481	-
Yam	-	-	-	-	-	-	*	*	-
Garlic	-	-	-	*	*	*	91214	287	-
Taro 'Godere'	-	-	-	2280	*	*	248020	3815	-
Sweet potatoes	-	-	-	*	*	*	35551	397	-
Other Temporary	-	-	-	*	*	*	199463	2390	-
Permanent crops	-	-	-	-	-	-	312985	5051	-
Avocado	-	-	-	-	-	-	149302	1320	-
Bananas	-	-	-	-	-	-	210648	2251	-
Guava	-	-	-	-	-	-	47699	206	-
Lemons	-	-	-	-	-	-	8248	43	-
Mangoes	-	-	-	-	-	-	114590	760	-
Oranges	-	-	-	-	-	-	54240	342	-
Papayas	-	-	-	-	-	-	52641	116	-
Pineapples	-	-	-	-	-	-	5752	*	-
Stimulant	-	-	-	-	-	-	487527	93861	-
Chat	-	-	-	-	-	-	345533	13145	-
Coffee	-	-	-	-	-	-	400913	80487	-
Hops / 'Geshe'	-	-	-	-	-	-	21546	229	-
Enset	-	-	-	-	-	-	457490	14005	-
Sugar cane	-	-	-	-	-	-	144234	1164	-
Other permanent	-	-	-	-	-	-	101397	418	-

(Table 1.4.4 Cont'd.)

Crop type	IMPROVED SEED			PESTICIDE		IRRIGATION		EXTENSION PACKAGE	
	Holder	Hectare	Quintal	Holder	Hectare	Holder	Hectare	Holder	Hectare
All	237851	85763	17542	343568	167173	3630	*	277039	122541
Cereals	204756	79318	17542	341373	165740	*	*	262156	114662
Teff	4855	753	253	310122	128795	-	-	56868	18347
Barley	-	-	-	45014	5415	-	-	*	*
Wheat	8064	1243	*	104203	25925	-	-	25236	4417
Maize	201427	77322	15835	5611	1269	*	*	226776	90152
Sorghum	-	-	-	14498	3637	-	-	6160	678
Finger millet	-	-	-	*	*	-	-	*	*
Oats / 'Aja'	-	-	-	7920	*	-	-	-	-
Rice	-	-	-	-	-	-	-	-	-
Masho	-	-	-	-	-	-	-	-	-
Pulses	-	-	-	*	*	-	-	31285	3000
Horse / Faba beans	-	-	-	-	-	-	-	23055	2579
Field Peas	-	-	-	-	-	-	-	*	*
Haricot beans white	-	-	-	-	-	-	-	*	*
Haricot beans red	-	-	-	-	-	-	-	*	*
Chick peas	-	-	-	*	*	-	-	*	*
Lentils	-	-	-	-	-	-	-	*	*
Vetch / Grass peas	-	-	-	-	-	-	-	-	-
Soya beans	-	-	-	-	-	-	-	*	*
Fenugreek	-	-	-	-	-	-	-	*	*
Gibto	-	-	-	-	-	-	-	-	-
Oilseeds	*	*	-	11951	*	-	-	14537	418
Neug	-	-	-	-	-	-	-	-	-
Linseed	*	*	-	11276	*	-	-	*	*
Groundnuts	-	-	-	-	-	-	-	-	-
Safflower	-	-	-	-	-	-	-	-	-
Sesame	-	-	-	-	-	-	-	-	-
Rapeseed	*	*	-	*	*	-	-	*	*
Vegetables	*	*	-	*	*	*	*	*	*
Lettuce	-	-	-	-	-	-	-	-	-
Head cabbage	*	*	-	-	-	-	-	*	*
Ethiopian cabbage	-	-	-	*	*	-	-	*	*
Tomatoes	-	-	-	-	-	*	*	-	-
Green peppers	*	*	-	-	-	-	-	*	*
Red peppers	-	-	-	*	*	-	-	*	*
Swiss chard	-	-	-	-	-	-	-	-	-
Root crops	*	*	-	*	*	-	-	*	*
Beetroot	*	*	-	-	-	-	-	-	-
Carrot	*	*	-	-	-	-	-	-	-
Onion	*	*	-	-	-	-	-	-	-
Potatoes	-	-	-	-	-	-	-	-	-
Yam	-	-	-	-	-	-	-	-	-
Garlic	-	-	-	-	-	-	-	*	*
Taro 'Godere'	*	*	-	*	*	-	-	*	*
Sweet potatoes	-	-	-	-	-	-	-	*	*
Other Temporary	-	-	-	-	-	-	-	9611	*
Permanent crops	-	-	-	*	*	*	*	9368	183
Avocado	-	-	-	-	-	*	*	*	*
Bananas	-	-	-	*	*	*	*	3885	*
Guava	-	-	-	-	-	-	-	-	-
Lemons	-	-	-	-	-	-	-	-	-
Mangoes	-	-	-	-	-	-	-	*	*
Oranges	-	-	-	-	-	*	*	*	*
Papayas	-	-	-	-	-	-	-	*	*
Pineapples	-	-	-	-	-	-	-	-	-
Stimulant	41402	6198	-	*	*	2532	*	21523	*
Chat	-	-	-	*	*	*	*	10633	*
Coffee	40424	6169	-	*	*	*	*	12509	*
Hops / 'Gesho'	-	-	-	-	-	-	-	*	*
Enset	-	-	-	-	-	*	*	-	-
Sugar cane	-	-	-	-	-	*	*	-	-
Other permanent	-	-	-	-	-	-	-	-	-

Table1.4.5 Number of Holders, Inputs Applied Area and Quantity of Inputs used

West Shewa								
Crop type	All Crop Area	All Fertilizers		Natural		DAP		
		Hectare	Quintal	Holder	Hectare	Holder	Hectare	Quintal
All	633256	374846	396474	311660	45069	135645	86151	63266
Cereals	496604	339062	373884	201301	30691	118458	74538	55143
Teff	196911	157935	145140	14703	3091	56898	37073	21300
Barley	66407	51402	46632	46617	5802	45815	22806	20860
Wheat	57118	46848	60615	14878	*	33790	8730	8797
Maize	99547	78664	121069	149689	16051	25279	5821	4081
Sorghum	75217	*	*	*	*	*	*	*
Finger millet	*	-	-	-	-	-	-	-
Oats / 'Aja'	557	316	*	*	*	*	*	*
Rice	-	-	-	-	-	-	-	-
Masho	-	-	-	-	-	-	-	-
Pulses	58889	12897	4994	56374	4182	19782	6664	3344
Horse / Faba beans	23106	6166	2488	36859	2940	11982	2357	1708
Field Peas	12176	*	2273	10444	*	10103	*	*
Haricot beans white	249	*	*	5210	*	-	-	-
Haricot beans red	*	*	-	*	*	-	-	-
Chick peas	7006	-	-	-	-	-	-	-
Lentils	1667	480	172	*	*	*	*	*
Vetch / Grass peas	13938	*	-	*	*	-	-	-
Soya beans	-	-	-	-	-	-	-	-
Fenugreek	*	*	*	9173	27	-	-	-
Gibto	*	*	-	*	*	-	-	-
Oilseeds	45587	1334	*	36626	611	2745	*	*
Neug	*	-	-	-	-	-	-	-
Linseed	5722	*	*	*	*	*	*	*
Groundnuts	*	-	-	-	-	-	-	-
Safflower	*	-	-	-	-	-	-	-
Sesame	*	-	-	-	-	-	-	-
Rapeseed	1690	985	*	36172	526	*	*	*
Vegetables	*	*	*	134553	1535	2650	*	*
Lettuce	*	*	-	*	*	-	-	-
Head cabbage	92	75	*	20251	72	-	-	-
Ethiopian cabbage	609	571	*	86599	537	*	*	*
Tomatoes	*	*	-	*	*	-	-	-
Green peppers	287	242	*	43469	147	*	*	*
Red peppers	*	*	*	21461	652	*	*	*
Swiss chard	*	*	*	4180	*	-	-	-
Root crops	12910	11073	9312	178043	3672	37468	4107	4145
Beetroot	148	114	*	31303	92	*	*	*
Carrot	*	*	*	5242	*	-	-	-
Onion	588	463	*	64093	324	*	*	*
Potatoes	10888	9699	8965	45326	2568	30780	3868	3861
Yam	-	-	-	-	-	-	-	-
Garlic	891	730	131	127944	627	8905	87	99
Taro 'Godere'	*	*	-	*	*	-	-	-
Sweet potatoes	*	*	*	4961	*	-	-	-
Other Temporary	854	537	200	65403	445	*	*	*
Permanent crops	560	*	*	13542	42	-	-	-
Avocado	*	*	*	*	*	-	-	-
Bananas	126	19	*	4924	13	-	-	-
Guava	*	*	*	*	*	-	-	-
Lemons	*	*	*	*	*	-	-	-
Mangoes	*	*	*	*	*	-	-	-
Oranges	*	*	*	*	*	-	-	-
Papayas	*	*	*	*	*	-	-	-
Pineapples	-	-	-	-	-	-	-	-
Stimulant	987	292	*	57277	284	-	-	-
Chat	*	*	*	6486	*	-	-	-
Coffee	*	*	*	6489	*	-	-	-
Hops / 'Gesho'	456	178	*	48658	178	-	-	-
Enset	4188	3499	*	101454	3489	-	-	-
Sugar cane	*	69	*	5544	55	-	-	-
Other permanent	*	*	*	16023	*	-	-	-

(Table 1.4.5 cont'd.)

Crop type	UREA			UREA + DAP			INDIGENOUS SEED		
	Holder	Hectare	Quintal	Holder	Hectare	Quintal	Holder	Hectare	Quintal
All	31001	6962	4777	284056	236664	328431	471037	564317	488128
Cereals	18430	6039	4088	271143	227794	314652	437609	428619	391577
Teff	13105	4641	2921	154582	113130	120919	275655	189385	94061
Barley	*	*	*	60875	22680	25659	168027	66171	146029
Wheat	*	*	*	100525	35223	51147	182992	56529	112878
Maize	4647	526	383	102671	56266	116605	247997	40069	16401
Sorghum	-	-	-	*	*	*	161915	75061	20898
Finger millet	-	-	-	-	-	-	*	*	*
Oats / 'Aja'	-	-	-	1713	*	*	9696	557	1039
Rice	-	-	-	-	-	-	-	-	-
Masho	-	-	-	-	-	-	-	-	-
Pulses	3932	438	*	12668	1613	1420	230763	58886	86359
Horse / Faba beans	*	*	*	6312	650	670	169028	23103	37849
Field Peas	*	*	*	*	*	*	70216	12176	15305
Haricot beans									
white	-	-	-	*	*	*	11919	249	*
red	-	-	-	-	-	-	6061	*	-
Chick peas	-	-	-	-	-	-	27242	7006	*
Lentils	1956	*	*	*	*	*	19563	1667	1259
Vetch / Grass peas	-	-	-	-	-	-	47065	13938	22446
Soya beans	-	-	-	-	-	-	-	-	-
Fenugreek	-	-	-	*	*	*	16717	*	*
Gibto	-	-	-	-	-	-	*	*	-
Oilseeds	*	*	*	3640	79	*	117145	45587	10192
Neug	-	-	-	-	-	-	60946	*	5108
Linseed	-	-	-	-	-	-	20215	5722	4539
Groundnuts	-	-	-	-	-	-	*	*	*
Safflower	-	-	-	-	-	-	*	*	*
Sesame	-	-	-	-	-	-	*	*	*
Rapeseed	*	*	*	3640	79	*	48087	1690	458
Vegetables	8710	*	*	22719	*	*	209497	*	-
Lettuce	-	-	-	-	-	-	4852	*	-
Head cabbage	-	-	-	*	*	*	22959	91	-
Ethiopian cabbage	*	*	*	-	-	-	102505	609	-
Tomatoes	-	-	-	-	-	-	7424	*	-
Green peppers	*	*	*	-	-	-	60771	286	-
Red peppers	5398	*	*	21558	*	*	69054	*	-
Swiss chard	-	-	-	*	*	*	7131	*	-
Root crops	5134	*	*	28120	3244	5131	262678	12703	-
Beetroot	-	-	-	*	*	*	40336	142	-
Carrot	-	-	-	*	*	*	7249	*	-
Onion	*	*	*	*	*	*	78820	586	-
Potatoes	*	*	*	24536	3225	5079	106845	10689	-
Yam	-	-	-	-	-	-	-	-	-
Garlic	2807	*	*	2421	*	*	190017	891	-
Taro 'Godere'	-	-	-	-	-	-	*	*	-
Sweet potatoes	*	*	*	*	*	*	9838	*	-
Other Temporary	*	*	*	2539	*	*	91085	854	-
Permanent crops							41809	*	
Avocado							4819	*	
Bananas							20631	126	
Guava							1954	*	
Lemons							4762	*	
Mangoes							15419	*	
Oranges							*	*	
Papayas							*	*	
Pineapples							-	-	
Stimulant							98582	974	
Chat							11960	*	
Coffee							19989	*	
Hops / 'Gesho'							83265	446	
Enset							134042	3975	
Sugar cane							19363	*	
Other permanent							20299	*	

(Table 1.4.5 Cont'd.)

Crop type	IMPROVED SEED			PESTICIDE		IRRIGATION		EXTENSION PACKAGE	
	Holder	Hectare	Quintal	Holder	Hectare	Holder	Hectare	Holder	Hectare
All	121443	67956	18361	305360	259055	28600	*	170174	109447
Cereals	115613	67712	18352	287917	248966	*	*	164291	104595
Teff	12807	7254	2906	201768	140975	*	*	49478	30309
Barley	*	*	*	86242	34568	*	*	12625	3889
Wheat	1882	*	*	132456	42603	*	*	17285	4714
Maize	105823	59478	14216	27732	*	1818	*	123722	64413
Sorghum	*	*	*	21935	8792	-	-	*	1269
Finger millet	-	-	-	-	-	-	-	-	-
Oats / 'Aja'	-	-	-	4958	317	-	-	*	*
Rice	-	-	-	-	-	-	-	-	-
Masho	-	-	-	-	-	-	-	-	-
Pulses	*	*	*	8830	1800	*	*	16406	2527
Horse / Faba beans	*	*	*	7888	*	*	*	13711	2149
Field Peas	-	-	-	*	*	-	-	*	*
Haricot beans white	-	-	-	*	*	*	*	*	*
Haricot beans red	-	-	-	-	-	-	-	-	-
Chick peas	-	-	-	-	-	-	-	-	-
Lentils	-	-	-	-	-	-	-	*	*
Vetch / Grass peas	-	-	-	*	*	-	-	*	*
Soya beans	-	-	-	-	-	-	-	-	-
Fenugreek	-	-	-	-	-	-	-	-	-
Gibto	-	-	-	-	-	-	-	-	-
Oilseeds	-	-	-	*	*	-	-	*	*
Neug	-	-	-	*	*	-	-	*	*
Linseed	-	-	-	*	*	-	-	*	*
Groundnuts	-	-	-	-	-	-	-	-	-
Safflower	-	-	-	-	-	-	-	-	-
Sesame	-	-	-	-	-	-	-	-	-
Rapeseed	-	-	-	*	*	-	-	2415	*
Vegetables	*	*	-	3779	*	*	*	*	*
Lettuce	-	-	-	*	*	-	-	-	-
Head cabbage	*	*	-	-	-	*	*	*	*
Ethiopian cabbage	*	*	-	*	*	*	*	*	*
Tomatoes	-	-	-	-	-	*	*	*	*
Green peppers	-	-	-	*	*	*	*	-	-
Red peppers	-	-	-	*	*	*	*	*	*
Swiss chard	-	-	-	-	-	-	-	*	*
Root crops	*	*	-	62318	6997	12662	507	*	*
Beetroot	*	*	-	*	*	*	*	*	*
Carrot	-	-	-	-	-	*	*	-	-
Onion	*	*	-	4233	*	8801	*	*	*
Potatoes	*	*	-	53337	6766	*	*	*	*
Yam	-	-	-	-	-	-	-	-	-
Garlic	-	-	-	9160	61	*	*	*	*
Taro 'Godere'	-	-	-	-	-	-	-	-	-
Sweet potatoes	-	-	-	-	-	*	*	*	*
Other Temporary	*	*	-	*	*	*	*	*	*
Permanent crops						4686	*	*	*
Avocado				-	-	*	*	*	*
Bananas				*	*	*	*	-	-
Guava				-	-	*	*	-	-
Lemons				-	-	-	-	-	-
Mangoes				-	-	*	*	-	-
Oranges				-	-	-	-	-	-
Papayas				-	-	*	*	-	-
Pineapples				-	-	-	-	-	-
Stimulant	*	*	-	*	*	*	14	*	*
Chat				-	-	*	*	*	*
Coffee	*	*	-	*	*	*	*	-	-
Hops / 'Gesho'				*	*	*	*	*	*
Enset				*	*	*	*	*	*
Sugar cane				-	-	7526	*	*	*
Other permanent				*	*	-	-	-	-

Table 1.4.6 Number of Holders, Inputs Applied Area and Quantity of Inputs used

North Shewa

Crop type	All Crop Area	All Fertilizers		Natural		DAP		
		Hectare	Quintal	Holder	Hectare	Holder	Hectare	Quintal
All	429330	200309	232520	227690	32593	22005	11219	9780
Cereals	330004	186843	229842	129343	21356	19201	*	*
Teff	138245	111489	143076	10055	2285	*	*	*
Barley	75939	15684	9107	37943	7474	*	*	*
Wheat	63851	48390	74479	23370	3980	8346	*	*
Maize	4942	3515	*	76358	2896	-	-	-
Sorghum	45646	7177	*	15957	4502	*	*	*
Finger millet	*	-	-	-	-	-	-	-
Oats / 'Aja'	1221	*	*	*	*	-	-	-
Rice	*	*	*	-	-	-	-	-
Masho	*	*	*	-	-	-	-	-
Pulses	88919	10035	711	71926	9227	*	*	*
Horse / Faba beans	46644	8970	*	70655	8464	*	*	*
Field Peas	4853	421	-	6026	421	-	-	-
Haricot beans white	*	*	*	*	*	-	-	-
Haricot beans red	*	-	-	-	-	-	-	-
Chick peas	10677	*	*	*	*	-	-	-
Lentils	7404	*	*	*	*	*	*	*
Vetch / Grass peas	17789	*	-	*	*	-	-	-
Soya beans	-	-	-	-	-	-	-	-
Fenugreek	*	*	*	-	-	-	-	-
Gibto	*	-	-	-	-	-	-	-
Oilseeds	7345	1239	*	27771	749	-	-	-
Neug	4026	409	*	*	*	-	-	-
Linseed	2468	*	*	*	*	-	-	-
Groundnuts	-	-	-	-	-	-	-	-
Safflower	*	*	*	*	*	-	-	-
Sesame	*	*	*	-	-	-	-	-
Rapeseed	380	289	*	24647	279	-	-	-
Vegetables	458	395	*	76122	299	*	*	*
Lettuce	*	*	*	*	*	-	-	-
Head cabbage	*	*	*	*	*	-	-	-
Ethiopian cabbage	357	310	-	64815	260	*	*	*
Tomatoes	*	*	-	*	*	-	-	-
Green peppers	*	*	*	6335	*	-	-	-
Red peppers	17	*	*	3062	*	-	-	-
Swiss chard	*	*	-	2732	*	-	-	-
Root crops	*	*	*	106643	566	*	*	*
Beetroot	9	5	*	6342	4	*	*	*
Carrot	*	*	*	-	-	*	*	*
Onion	37	28	*	9400	*	-	-	-
Potatoes	*	*	*	10614	*	*	*	*
Yam	-	-	-	-	-	-	-	-
Garlic	516	316	*	101439	276	*	*	*
Taro 'Godere'	-	-	-	-	-	-	-	-
Sweet potatoes	*	*	-	*	*	-	-	-
Other Temporary	342	134	*	30161	101	*	*	*
Permanent crops	*	*		4366	*			
Avocado	*	-	-	-	-	-	-	-
Bananas	*	*	*	*	*	-	-	-
Guava	-	-	-	-	-	-	-	-
Lemons	*	*	*	*	*	-	-	-
Mangoes	-	-	-	-	-	-	-	-
Oranges	*	*	*	*	*	-	-	-
Papayas	*	*	*	*	*	-	-	-
Pineapples	*	*	*	*	*	-	-	-
Stimulant	370	259		42638	259			
Chat	*	*		*	*			
Coffee	*	*		*	*			
Hops / 'Gesho'	323	248		41826	248			
Enset	*	*		*	*			
Sugar cane	*	*		*	*			
Other permanent	*	4		5540	4			

(Table 1.4.6 cont'd.)

Crop type	UREA			UREA + DAP			INDIGENOUS SEED		
	Holder	Hectare	Quintal	Holder	Hectare	Quintal	Holder	Hectare	Quintal
All	47558	19878	15356	163355	136619	207384	323371	423912	433430
Cereals	45186	19503	15035	162035	135516	205480	304309	324589	298252
Teff	29706	13331	10361	137928	91182	127844	208732	136914	68430
Barley	5526	919	730	15545	5245	6598	122031	75939	103685
Wheat	17284	*	3496	78086	36082	68339	149777	59849	107093
Maize	*	*	*	*	*	*	101984	4942	*
Sorghum	*	*	*	*	*	*	67963	45565	10186
Finger millet	-	-	-	-	-	-	*	*	*
Oats / 'Aja'	*	*	*	*	*	*	13934	1221	1783
Rice	-	-	-	*	*	*	*	*	*
Masho	-	-	-	*	*	*	*	*	*
Pulses	*	*	*	4141	219	313	227082	88919	132481
Horse / Faba beans	*	*	*	2042	*	*	201965	46644	80594
Field Peas	-	-	-	-	-	-	40548	4853	8844
Haricot beans									
white	*	*	*	-	-	-	*	*	*
Haricot beans red	-	-	-	-	-	-	*	*	-
Chick peas	-	-	-	*	*	*	35159	10677	13261
Lentils	*	*	*	*	*	*	39034	7404	7675
Vetch / Grass peas	-	-	-	-	-	-	65363	17789	20801
Soya beans	-	-	-	-	-	-	-	-	-
Fenugreek	*	*	*	*	*	*	3359	*	*
Gibto	-	-	-	-	-	-	*	*	*
Oilseeds	*	*	*	6429	*	*	73814	7345	2698
Neug	-	-	-	1793	*	*	27289	4026	842
Linseed	-	-	-	*	*	*	15253	2468	1569
Groundnuts	-	-	-	-	-	-	-	-	-
Safflower	-	-	-	*	*	*	*	*	*
Sesame	*	*	*	-	-	-	*	*	*
Rapeseed	*	*	*	*	*	*	33913	380	107
Vegetables	1539	*	*	2008	*	*	103694	457	-
Lettuce	-	-	-	*	*	*	*	*	-
Head cabbage	-	-	-	-	-	-	*	*	-
Ethiopian cabbage	*	*	*	*	*	*	82771	356	-
Tomatoes	-	-	-	-	-	-	*	*	-
Green peppers	*	*	*	*	*	*	12780	*	-
Red peppers	*	*	*	-	-	-	5223	17	-
Swiss chard	-	-	-	-	-	-	3663	*	-
Root crops	5513	*	*	6378	*	*	157411	*	-
Beetroot	-	-	-	-	-	-	8776	9	-
Carrot	-	-	-	-	-	-	*	*	-
Onion	*	*	*	*	*	*	15963	37	-
Potatoes	*	*	*	*	*	*	17666	*	-
Yam	-	-	-	-	-	-	-	-	-
Garlic	4692	8	8	5180	*	*	148268	516	-
Taro 'Godere'	-	-	-	-	-	-	-	-	-
Sweet potatoes	-	-	-	-	-	-	*	*	-
Other Temporary	*	*	*	*	*	*	46415	342	-
Permanent crops							6552	*	
Avocado							*	*	
Bananas							*	*	
Guava							-	-	
Lemons							*	*	
Mangoes							-	-	
Oranges							*	*	
Papayas							*	*	
Pineapples							*	*	
Stimulant							60204	370	
Chat							*	*	
Coffee							6080	*	
Hops / 'Geshe'							58014	323	
Enset							*	*	
Sugar cane							*	*	
Other permanent							5881	*	

(Table 1.4.6 Cont'd.)

Crop type	IMPROVED SEED			PESTICIDE		IRRIGATION		EXTENSION PACKAGE	
	Holder	Hectare	Quintal	Holder	Hectare	Holder	Hectare	Holder	Hectare
All	14261	5299	10214	108878	87087	13507	240	128394	99131
Cereals	13512	5298	10214	107238	84361	*	*	123115	94220
Teff	3563	1214	*	70952	41186	-	-	93746	58975
Barley	-	-	-	26766	11208	-	-	21070	8305
Wheat	10742	4002	8769	53818	27586	-	-	64355	22647
Maize	-	-	-	*	*	*	*	*	*
Sorghum	*	*	*	*	*	-	-	*	*
Finger millet	-	-	-	-	-	-	-	-	-
Oats / 'Aja'	-	-	-	*	*	-	-	*	*
Rice	-	-	-	*	*	-	-	*	*
Masho	-	-	-	-	-	-	-	*	*
Pulses	-	-	-	3712	*	-	-	18284	4084
Horse / Faba beans	-	-	-	*	*	-	-	14910	3164
Field Peas	-	-	-	*	*	-	-	5246	*
Haricot beans white	-	-	-	-	-	-	-	*	*
Haricot beans red	-	-	-	-	-	-	-	-	-
Chick peas	-	-	-	*	*	-	-	*	*
Lentils	-	-	-	*	*	-	-	*	*
Vetch / Grass peas	-	-	-	*	*	-	-	-	-
Soya beans	-	-	-	-	-	-	-	*	*
Fenugreek	-	-	-	*	*	-	-	*	*
Gibto	-	-	-	*	*	-	-	-	-
Oilseeds	-	-	-	*	*	*	*	7573	*
Neug	-	-	-	-	-	-	-	*	*
Linseed	-	-	-	-	-	-	-	*	*
Groundnuts	-	-	-	-	-	-	-	-	-
Safflower	-	-	-	*	*	-	-	*	*
Sesame	-	-	-	-	-	-	-	*	*
Rapeseed	-	-	-	-	-	*	*	*	*
Vegetables	-	-	-	-	-	*	*	*	*
Lettuce	-	-	-	-	-	-	-	-	-
Head cabbage	-	-	-	-	-	-	-	-	-
Ethiopian cabbage	-	-	-	-	-	-	-	*	*
Tomatoes	-	-	-	-	-	-	-	-	-
Green peppers	-	-	-	-	-	*	*	*	*
Red peppers	-	-	-	-	-	*	*	*	*
Swiss chard	-	-	-	-	-	-	-	-	-
Root crops	*	*	-	5563	*	4689	*	9320	*
Beetroot	*	*	-	*	*	*	*	*	*
Carrot	*	*	-	*	*	*	*	*	*
Onion	-	-	-	-	-	*	*	*	*
Potatoes	-	-	-	*	*	-	-	*	*
Yam	-	-	-	-	-	-	-	-	-
Garlic	-	-	-	*	*	*	*	7371	*
Taro 'Godere'	-	-	-	-	-	-	-	-	-
Sweet potatoes	-	-	-	-	-	*	*	*	*
Other Temporary	-	-	-	-	-	*	*	*	*
Permanent crops	-	-	-	-	-	-	-	-	-
Avocado	-	-	-	-	-	-	-	-	-
Bananas	-	-	-	-	-	*	*	*	*
Guava	-	-	-	-	-	-	-	-	-
Lemons	-	-	-	-	-	-	-	-	-
Mangoes	-	-	-	-	-	-	-	-	-
Oranges	-	-	-	-	-	*	*	*	*
Papayas	-	-	-	-	-	-	-	-	-
Pineapples	-	-	-	-	-	-	-	-	-
Stimulant	-	-	-	-	-	*	*	*	*
Chat	-	-	-	-	-	-	-	-	-
Coffee	-	-	-	-	-	*	*	1623	*
Hops / 'Gesho'	-	-	-	-	-	*	*	*	*
Enset	-	-	-	-	-	-	-	-	-
Sugar cane	-	-	-	-	-	*	*	-	-
Other permanent	-	-	-	-	-	*	*	*	*

Table 1.4.7 Number of Holders, Inputs Applied Area and Quantity of Inputs used

East Shewa

Crop type	All Crop Area	All Fertilizers		Natural		DAP		
		Hectare	Quintal	Holder	Hectare	Holder	Hectare	Quintal
All	472625	324970	371862	134967	35046	97308	85120	59969
Cereals	375436	299474	349810	111718	29953	84466	75144	53570
Teff	207135	183040	232875	5922	1333	58448	40459	29718
Barley	9424	6016	6511	4291	448	12509	1975	1676
Wheat	64618	56967	92811	5687	*	33471	12438	9997
Maize	79688	50370	16507	105133	26051	25428	19265	11646
Sorghum	13758	2708	834	10025	723	3554	*	*
Finger millet	*	*	-	*	*	-	-	-
Oats / 'Aja'	292	281	271	*	*	-	-	-
Rice	-	-	-	-	-	-	-	-
Masho	*	-	-	-	-	-	-	-
Pulses	89131	19830	11554	36307	3940	25958	8867	5166
Horse / Faba beans	14710	2731	688	23958	1613	*	502	*
Field Peas	6217	1193	561	*	*	*	*	*
Haricot beans white	20290	7341	*	8651	1092	11096	4884	3201
Haricot beans red	5914	1443	686	5052	428	6131	675	418
Chick peas	19378	*	*	*	*	*	*	*
Lentils	18208	5858	4400	*	*	6282	*	*
Vetch / Grass peas	3315	*	*	-	-	*	*	*
Soya beans	*	*	*	-	-	-	-	-
Fenugreek	903	479	*	*	*	*	*	*
Gibto	-	-	-	-	-	-	-	-
Oilseeds	757	247	*	7106	155	*	*	*
Neug	*	*	-	*	*	-	-	-
Linseed	*	*	*	*	*	-	-	-
Groundnuts	-	-	-	-	-	-	-	-
Safflower	*	*	*	-	-	*	*	*
Sesame	*	-	-	-	-	-	-	-
Rapeseed	*	*	*	6517	151	*	*	*
Vegetables	2234	1718	*	19129	314	4734	*	*
Lettuce	*	*	-	*	*	-	-	-
Head cabbage	*	*	-	*	*	-	-	-
Ethiopian cabbage	511	*	*	13756	82	1968	*	19
Tomatoes	*	*	*	*	*	*	*	*
Green peppers	82	72	*	7271	65	*	*	*
Red peppers	*	*	*	*	*	*	*	*
Swiss chard	*	*	-	*	*	-	-	-
Root crops	3297	3126	*	17382	131	*	*	*
Beetroot	*	*	-	*	*	-	-	-
Carrot	*	*	-	*	*	-	-	-
Onion	*	*	*	2897	*	*	*	*
Potatoes	*	*	*	*	*	-	-	-
Yam	-	-	-	-	-	-	-	-
Garlic	157	61	*	14895	57	*	*	*
Taro 'Godere'	-	-	-	-	-	-	-	-
Sweet potatoes	*	*	-	*	*	-	-	-
Other Temporary	223	80	*	7495	68	*	*	*
Permanent crops	45	*	*	3031	*	*	*	*
Avocado	*	*	*	*	*	*	*	*
Bananas	*	*	*	*	*	*	*	*
Guava	*	*	*	*	*	*	*	*
Lemons	*	-	-	-	-	-	-	-
Mangoes	*	*	*	*	*	*	*	*
Oranges	*	-	-	-	-	-	-	-
Papayas	*	*	*	*	*	*	*	*
Pineapples	-	-	-	-	-	-	-	-
Stimulant	*	464	*	11896	455	*	*	*
Chat	*	*	*	*	*	*	*	*
Coffee	*	*	*	2782	*	*	*	*
Hops / 'Gesho'	414	276	*	9426	268	*	*	*
Enset	-	-	-	-	-	-	-	-
Sugar cane	*	*	*	*	*	*	*	*
Other permanent	*	*	*	*	*	*	*	*

(Table 1.4.7 cont'd.)

Crop type	UREA			UREA + DAP			INDIGENOUS SEED		
	Holder	Hectare	Quintal	Holder	Hectare	Quintal	Holder	Hectare	Quintal
All	23236	8854	4502	154942	195949	307391	298626	446411	408732
Cereals	17757	6850	3332	149406	187527	292908	286113	350349	296272
Teff	4796	2214	714	138937	139034	202443	229360	203599	110490
Barley	4105	722	450	17530	2871	4386	56627	9384	24011
Wheat	2176	*	*	82219	42460	82297	140608	62372	126234
Maize	7104	2712	1512	7834	2344	3349	178383	60423	31488
Sorghum	*	*	*	*	*	*	53433	13758	3272
Finger millet	-	-	-	-	-	-	*	*	*
Oats / 'Aja'	*	*	*	3011	246	260	4772	292	570
Rice	-	-	-	-	-	-	-	-	-
Masho	-	-	-	-	-	-	*	*	-
Pulses	9053	1745	912	17971	5277	5477	190855	88567	112244
Horse / Faba beans	*	*	*	1389	*	*	89864	14710	26966
Field Peas	*	*	*	1423	*	*	40202	6217	7739
Haricot beans									
white	*	*	*	2381	*	*	58865	20206	25143
Haricot beans red	*	*	*	*	*	*	47484	5884	-
Chick peas	-	-	-	*	*	*	42528	19220	36139
Lentils	4430	*	*	11795	2988	*	58546	17916	12031
Vetch / Grass peas	-	-	-	-	-	-	24231	3315	3465
Soya beans	-	-	-	*	*	*	*	*	-
Fenugreek	*	*	*	*	*	*	13119	903	761
Gibto	-	-	-	-	-	-	-	-	-
Oilseeds	-	-	-	*	*	*	17784	757	216
Neug	-	-	-	-	-	-	*	*	-
Linseed	-	-	-	-	*	*	5834	*	129
Groundnuts	-	-	-	-	-	-	-	-	-
Safflower	-	-	-	*	*	*	1597	*	*
Sesame	-	-	-	-	-	-	*	*	*
Rapeseed	-	-	-	-	-	-	10959	*	35
Vegetables	*	*	*	2536	*	*	43837	1946	-
Lettuce	-	-	-	-	-	-	*	*	-
Head cabbage	-	-	-	-	-	-	1752	*	-
Ethiopian cabbage	*	*	*	*	*	*	32877	423	-
Tomatoes	-	-	-	*	*	*	5040	*	-
Green peppers	-	-	-	*	*	*	9925	82	-
Red peppers	-	-	-	*	*	*	5403	*	-
Swiss chard	-	-	-	-	-	-	*	*	-
Root crops	*	*	*	11483	*	*	48270	3297	-
Beetroot	-	-	-	-	-	-	*	*	-
Carrot	-	-	-	-	-	-	*	*	-
Onion	*	*	*	10050	*	*	18310	*	-
Potatoes	-	-	-	*	*	*	4653	*	-
Yam	-	-	-	-	-	-	-	-	-
Garlic	-	-	-	*	*	*	32914	157	-
Taro 'Godere'	-	-	-	-	-	-	-	-	-
Sweet potatoes	-	-	-	-	-	-	*	*	-
Other Temporary	-	-	-	-	-	-	18123	223	-
Permanent crops							6821	33	
Avocado							*	*	
Bananas							*	*	
Guava							*	*	
Lemons							*	*	
Mangoes							1637	*	
Oranges							*	*	
Papayas							2335	*	
Pineapples							-	-	
Stimulant							23300	*	
Chat							*	*	
Coffee							3459	*	
Hops / 'Gesho'							19268	404	
Enset							-	-	
Sugar cane							*	*	
Other permanent							2286	*	

(Table 1.4.7 Cont'd.)

East Shewa

Crop type	IMPROVED SEED			PESTICIDE		IRRIGATION		EXTENSION PACKAGE	
	Holder	Hectare	Quintal	Holder	Hectare	Holder	Hectare	Holder	Hectare
All	39551	25934	11112	207842	256812	13929	*	114635	121915
Cereals	36504	25087	10656	189431	230855	*	*	108456	106930
Teff	5609	3536	1076	170444	159640	*	*	41921	44534
Barley	*	*	*	30755	5830	-	-	8314	1545
Wheat	4843	2246	4434	104557	48529	-	-	33920	14669
Maize	28773	19264	5128	29399	15359	*	*	66496	44933
Sorghum	-	-	-	*	*	-	-	5957	*
Finger millet	-	-	-	-	-	-	-	*	*
Oats / 'Aja'	-	-	-	2693	*	-	-	*	*
Rice	-	-	-	-	-	-	-	-	-
Masho	-	-	-	-	-	-	-	-	-
Pulses	*	*	*	60670	21861	*	*	35518	11879
Horse / Faba beans	-	-	-	8159	1138	-	-	10524	788
Field Peas	-	-	-	12881	2375	-	-	*	*
Haricot beans white	*	*	*	*	*	*	*	*	*
Haricot beans red	*	*	*	*	*	-	-	7462	1012
Chick peas	*	*	*	14161	*	-	-	*	*
Lentils	*	*	*	36750	10392	-	-	*	*
Vetch / Grass peas	-	-	-	3243	*	-	-	*	*
Soya beans	-	-	-	*	*	*	*	-	-
Fenugreek	-	-	-	*	*	-	-	*	*
Gibto	-	-	-	-	-	-	-	-	-
Oilseeds	-	-	-	1757	*	-	-	1441	*
Neug	-	-	-	-	-	-	-	*	*
Linseed	-	-	-	*	*	-	-	*	*
Groundnuts	-	-	-	-	-	-	-	-	-
Safflower	-	-	-	*	*	-	-	*	*
Sesame	-	-	-	-	-	-	-	-	-
Rapeseed	-	-	-	*	*	-	-	*	*
Vegetables	*	*	-	5049	*	*	*	9263	*
Lettuce	-	-	-	-	-	-	-	-	-
Head cabbage	-	-	-	-	-	-	-	*	*
Ethiopian cabbage	*	*	-	*	*	*	*	4510	*
Tomatoes	*	*	-	*	*	*	*	3229	*
Green peppers	-	-	-	*	*	-	-	*	*
Red peppers	-	-	-	*	*	-	-	*	*
Swiss chard	-	-	-	-	-	-	-	*	*
Root crops	-	-	-	11618	*	*	*	*	*
Beetroot	-	-	-	-	-	-	-	-	-
Carrot	-	-	-	-	-	-	-	*	*
Onion	-	-	-	10215	*	*	*	*	*
Potatoes	-	-	-	*	*	-	-	*	*
Yam	-	-	-	-	-	-	-	-	-
Garlic	-	-	-	*	*	-	-	*	*
Taro 'Godere'	-	-	-	-	-	-	-	-	-
Sweet potatoes	-	-	-	-	-	-	-	-	-
Other Temporary	-	-	-	*	*	*	*	*	*
Permanent crops	-	-	-	-	-	*	*	*	*
Avocado	-	-	-	-	-	-	-	-	-
Bananas	-	-	-	-	-	*	*	-	-
Guava	-	-	-	-	-	-	-	-	-
Lemons	-	-	-	-	-	*	*	-	-
Mangoes	-	-	-	-	-	*	*	*	*
Oranges	-	-	-	-	-	-	-	-	-
Papayas	-	-	-	-	-	*	*	-	-
Pineapples	-	-	-	-	-	-	-	-	-
Stimulant	*	*	-	*	*	*	*	*	*
Chat	-	-	-	*	*	*	*	*	*
Coffee	*	*	-	*	*	*	*	-	-
Hops / 'Gesho'	-	-	-	*	*	-	-	*	*
Enset	-	-	-	-	-	-	-	-	-
Sugar cane	-	-	-	-	-	*	*	-	-
Other permanent	-	-	-	-	-	*	*	*	*

Table1.4.8 Number of Holders, Inputs Applied Area and Quantity of Inputs used

Arsi

Crop type	All Crop Area	All Fertilizers		Natural		DAP		
		Hectare	Quintal	Holder	Hectare	Holder	Hectare	Quintal
All	625941	484930	365589	323824	50380	388210	330520	249595
Cereals	504054	410315	323002	170396	32564	367724	281646	218625
Teff	114579	83130	56259	12352	2117	117785	48051	27232
Barley	91617	78218	59725	27029	3359	168164	70562	54911
Wheat	192232	183259	184058	13974	2278	244150	133406	120850
Maize	69916	46997	15698	132765	19905	100202	22257	*
Sorghum	34308	17657	6418	22481	4857	32337	6567	2916
Finger millet	-	-	-	-	-	-	-	-
Oats / 'Aja'	1402	1055	845	*	*	12453	803	602
Rice	-	-	-	-	-	-	-	-
Masho	-	-	-	-	-	-	-	-
Pulses	77667	50770	28014	75364	7658	161403	39581	24026
Horse / Faba beans	38150	30070	17931	38097	4223	117487	23475	15180
Field Peas	18474	12218	6846	9815	998	46588	10735	6027
Haricot beans white	7853	*	*	14731	*	14042	*	*
Haricot beans red	2717	*	300	15143	*	10076	*	*
Chick peas	*	*	*	*	*	*	*	*
Lentils	*	622	308	*	*	13379	557	215
Vetch / Grass peas	2858	407	*	*	*	*	*	*
Soya beans	-	-	-	-	-	-	-	-
Fenugreek	1443	726	*	5573	209	5691	*	*
Gibto	-	-	-	-	-	-	-	-
Oilseeds	15274	3314	1089	17570	766	14586	2216	823
Neug	*	*	*	*	*	*	*	*
Linseed	13127	2820	979	2848	*	7536	2018	747
Groundnuts	*	*	*	*	*	*	*	*
Safflower	*	*	-	*	*	-	-	-
Sesame	*	-	-	-	-	-	-	-
Rapeseed	588	413	*	13441	*	5579	*	45
Vegetables	3822	2992	*	90375	1014	18448	1044	*
Lettuce	*	*	-	*	*	-	-	-
Head cabbage	354	261	*	15547	153	3189	*	*
Ethiopian cabbage	1212	1029	193	61486	619	7237	*	*
Tomatoes	*	*	*	*	*	*	*	*
Green peppers	192	162	*	19292	73	2654	*	*
Red peppers	*	*	*	*	*	*	*	*
Swiss chard	*	*	*	*	*	*	*	*
Root crops	10052	8771	9491	90201	1703	41702	4654	4604
Beetroot	177	146	32	13456	93	3551	*	*
Carrot	*	*	46	9086	*	*	*	*
Onion	*	*	6122	18632	*	14981	*	*
Potatoes	2264	2143	*	11158	324	14545	*	*
Yam	*	*	*	*	*	-	-	-
Garlic	1290	987	433	44144	491	12859	365	274
Taro 'Godere'	*	*	-	*	*	-	-	-
Sweet potatoes	*	*	*	3487	*	*	*	*
Other Temporary	3206	2198	914	92557	1035	11031	*	473
Permanent crops	451	340		28285	337			
Avocado	*	*		*	*			
Bananas	275	*		18081	*			
Guava	*	*		*	*			
Lemons	*	*		*	*			
Mangoes	*	*		*	*			
Oranges	*	*		6329	*			
Papayas	*	*		*	*			
Pineapples	-	-		-	-			
Stimulant	10978	5923		74331	5007			
Chat	3762	*		26422	*			
Coffee	6871	3510		36688	3029			
Hops / 'Gesho'	345	199		24224	173			
Enset	300	276		23404	267			
Sugar cane	*	*		1803	*			
Other permanent	29	26		5719	24			

(Table 1.4.8 cont'd.)

Crop type	UREA			UREA + DAP			INDIGENOUS SEED		
	Holder	Hectare	Quintal	Holder	Hectare	Quintal	Holder	Hectare	Quintal
All	36624	*	*	120254	91325	109952	533793	603056	931408
Cereals	28728	*	*	107552	84613	99002	507721	482544	806767
Teff	12872	*	*	56932	28300	26989	222227	113306	71135
Barley	*	*	*	12049	4100	4701	236700	88928	213801
Wheat	3104	322	*	65281	47253	62943	308185	183155	472020
Maize	7063	*	*	12758	3037	2758	291617	61446	39165
Sorghum	*	*	*	6428	*	*	121452	34308	7883
Finger millet	-	-	-	-	-	-	-	-	-
Oats / 'Aja'	*	*	*	*	*	*	27397	1402	2763
Rice	-	-	-	-	-	-	-	-	-
Masho	-	-	-	-	-	-	-	-	-
Pulses	3973	555	278	15884	2976	3710	319728	76928	112186
Horse / Faba beans	*	*	*	9465	1956	2581	212281	37773	70066
Field Peas	-	-	-	*	*	*	93356	18474	31956
Haricot beans									
white	*	*	*	*	*	*	51653	7490	6332
red	-	-	-	*	*	*	46628	2717	-
Chick peas	-	-	-	-	-	-	6069	*	*
Lentils	-	-	-	*	*	*	33757	*	840
Vetch / Grass peas	*	*	*	-	-	-	23624	2858	1954
Soya beans	-	-	-	-	-	-	-	-	-
Fenugreek	-	-	-	*	*	*	26806	1443	790
Gibto	-	-	-	-	-	-	-	-	-
Oilseeds									
Neug	-	-	-	-	-	-	83013	15274	12455
Linseed	-	-	-	*	*	*	9184	*	*
Groundnuts	-	-	-	-	-	-	47130	13127	11678
Safflower	-	-	-	-	-	-	*	*	*
Sesame	-	-	-	-	-	-	*	*	*
Rapeseed	-	-	-	*	*	*	27114	588	192
Vegetables	4478	*	*	11204	*	*	145630	3813	-
Lettuce	-	-	-	-	-	-	*	*	*
Head cabbage	*	*	*	*	*	*	27265	352	-
Ethiopian cabbage	*	*	*	*	*	*	82123	1208	-
Tomatoes	-	-	-	*	*	*	*	*	-
Green peppers	*	*	*	*	*	*	31788	192	-
Red peppers	*	*	*	*	*	*	22978	*	-
Swiss chard	-	-	-	-	-	-	*	*	-
Root crops	2398	*	*	16751	2164	4770	165099	9714	-
Beetroot	-	-	-	*	*	*	19286	170	-
Carrot	-	-	-	*	*	*	11843	*	-
Onion	*	*	*	10322	1536	3295	48530	*	-
Potatoes	-	-	-	*	*	*	33989	2264	-
Yam	-	-	-	*	*	*	*	*	-
Garlic	1976	*	*	4478	87	115	80531	1265	-
Taro 'Godere'	-	-	-	-	-	-	*	*	-
Sweet potatoes	*	*	*	-	-	-	7015	*	-
Other Temporary	-	-	-	2879	*	*	127950	3137	-
Permanent crops							35083	450	
Avocado							1902	*	
Bananas							22031	274	
Guava							*	*	
Lemons							*	*	
Mangoes							*	*	
Oranges							8125	*	
Papayas							*	*	
Pineapples							-	-	
Stimulant							112602	10766	
Chat							50782	3762	
Coffee							56701	6659	
Hops / 'Gesho'							38775	345	
Enset							28462	299	
Sugar cane							5928	*	
Other permanent							9575	23	

(Table 1.4.8 Cont'd.)

Arsi

Crop type	IMPROVED SEED			PESTICIDE		IRRIGATION		EXTENSION PACKAGE	
	Holder	Hectare	Quintal	Holder	Hectare	Holder	Hectare	Holder	Hectare
All	56979	22884	30367	366566	361633	9195	*	201556	161335
Cereals	45583	21510	29220	350778	329052	*	*	181256	145733
Teff	*	*	*	158215	90265	*	*	49219	29565
Barley	5710	2689	4630	142378	55680	-	-	40108	18015
Wheat	16249	9077	17806	270405	172013	-	-	98033	63288
Maize	29909	*	*	31349	*	*	*	82815	*
Sorghum	-	-	-	19544	3945	*	*	21051	*
Finger millet	-	-	-	-	-	-	-	-	-
Oats / 'Aja'	-	-	-	13295	668	-	-	2527	*
Rice	-	-	-	-	-	-	-	-	-
Masho	-	-	-	-	-	-	-	-	-
Pulses	4878	*	*	89534	23312	-	-	54765	11408
Horse / Faba beans	*	*	*	52939	12226	-	-	38147	7431
Field Peas	-	-	-	46223	10166	-	-	*	2510
Haricot beans white	*	*	*	*	*	-	-	7827	*
Haricot beans red	-	-	-	*	*	-	-	4099	*
Chick peas	-	-	-	-	-	-	-	*	*
Lentils	-	-	-	*	*	-	-	*	*
Vetch / Grass peas	-	-	-	*	*	-	-	-	-
Soya beans	-	-	-	-	-	-	-	-	-
Fenugreek	-	-	-	*	*	-	-	*	*
Gibto	-	-	-	-	-	-	-	-	-
Oilseeds	-	-	-	3935	*	-	-	5236	*
Neug	-	-	-	-	-	-	-	-	-
Linseed	-	-	-	2232	*	-	-	*	*
Groundnuts	-	-	-	-	-	-	-	*	*
Safflower	-	-	-	-	-	-	-	*	*
Sesame	-	-	-	-	-	-	-	-	-
Rapeseed	-	-	-	*	*	-	-	*	*
Vegetables	3321	*	-	14235	*	*	*	10246	133
Lettuce	*	*	-	-	-	-	-	-	-
Head cabbage	*	*	-	4041	*	*	*	3284	*
Ethiopian cabbage	*	*	-	*	*	*	*	*	*
Tomatoes	*	*	-	*	*	-	-	*	*
Green peppers	*	*	-	5964	*	*	*	*	*
Red peppers	-	-	-	*	*	-	-	*	*
Swiss chard	*	*	-	-	-	-	-	*	*
Root crops	*	*	-	42974	6208	*	*	30679	2096
Beetroot	*	*	-	*	*	*	*	*	*
Carrot	*	*	-	*	*	*	*	2779	*
Onion	*	*	-	20811	*	*	*	8082	*
Potatoes	-	-	-	*	*	*	*	*	*
Yam	-	-	-	-	-	-	-	-	-
Garlic	*	*	-	18010	523	*	*	11362	194
Taro 'Godere'	-	-	-	-	-	-	-	*	*
Sweet potatoes	-	-	-	-	-	-	-	*	*
Other Temporary	*	*	-	8879	511	*	*	7960	*
Permanent crops				*	*	*	*	*	*
Avocado				*	*	-	-	*	*
Bananas				*	*	-	-	*	*
Guava				*	*	-	-	*	*
Lemons				-	-	-	-	-	-
Mangoes				-	-	-	-	-	-
Oranges				*	*	*	*	*	*
Papayas				-	-	-	-	*	*
Pineapples				-	-	-	-	-	-
Stimulant	*	*	-	13863	*	*	*	*	*
Chat				8298	*	*	*	*	*
Coffee	*	*	-	4133	*	*	*	*	*
Hops / 'Gesho'				*	*	*	*	*	*
Enset				*	*	*	*	*	*
Sugar cane				-	-	*	*	-	-
Other permanent				*	*	*	*	*	*

Table1.4.9 Number of Holders, Inputs Applied Area and Quantity of Inputs used

West Harerge

Crop type	All Crop Area	All Fertilizers		Natural		DAP		
		Hectare	Quintal	Holder	Hectare	Holder	Hectare	Quintal
All	303562	150973	89333	198459	62079	103541	38496	31905
Cereals	196744	102184	52506	155135	41885	88563	25103	18392
Teff	7010	5245	3446	9907	*	12340	1222	1173
Barley	13029	5445	3659	28077	1553	26054	2589	2093
Wheat	4258	3409	3327	6788	*	14330	*	1166
Maize	47030	32121	23063	121494	12088	61745	10109	8344
Sorghum	123897	54804	18368	99236	26350	42978	9301	5427
Finger millet	*	*	*	*	*	*	*	*
Oats / 'Aja'	136	*	*	*	*	*	*	*
Rice	-	-	-	-	-	-	-	-
Masho	-	-	-	-	-	-	-	-
Pulses	34012	12011	8088	81825	6575	29747	1575	1621
Horse / Faba beans	964	440	*	*	*	*	*	*
Field Peas	254	*	-	*	*	-	-	-
Haricot beans white	21422	8507	5915	52805	4616	20151	1207	1246
Haricot beans red	2089	1364	424	22468	1061	4335	141	*
Chick peas	2081	849	*	5429	176	1515	*	*
Lentils	*	*	*	6857	*	2673	*	*
Vetch / Grass peas	*	*	*	*	*	-	-	-
Soya beans	*	-	-	-	-	-	-	-
Fenugreek	723	258	141	11384	153	*	*	*
Gibto	*	*	*	*	*	*	*	*
Oilseeds	7564	3662	2017	27024	*	14376	879	984
Neug	*	*	-	*	*	-	-	-
Linseed	1121	442	279	16013	240	4944	120	130
Groundnuts	1941	1077	910	4693	*	7781	510	577
Safflower	20	14	*	1547	11	-	-	-
Sesame	4471	*	*	*	*	*	*	*
Rapeseed	*	*	*	-	-	*	*	*
Vegetables	8794	5159	5557	47443	903	18586	*	*
Lettuce	*	*	*	*	*	-	-	-
Head cabbage	*	*	*	3300	*	-	-	-
Ethiopian cabbage	*	*	*	*	*	*	*	*
Tomatoes	*	*	*	12867	51	*	*	*
Green peppers	98	74	*	10990	50	*	*	*
Red peppers	7654	4399	*	23584	776	16721	*	*
Swiss chard	*	*	*	-	-	-	-	-
Root crops	6836	2988	1482	44018	1478	7970	331	242
Beetroot	*	*	*	*	*	-	-	-
Carrot	*	*	*	-	-	-	-	-
Onion	1835	*	*	13441	*	*	*	*
Potatoes	*	*	*	5785	*	*	*	*
Yam	-	-	-	-	-	-	-	-
Garlic	61	29	*	4644	19	*	*	*
Taro 'Godere'	-	-	-	-	-	-	-	-
Sweet potatoes	4468	1327	500	25697	803	5175	232	107
Other Temporary	2342	1632	924	64275	945	6680	*	*
Permanent crops	2112	641		27477	366			
Avocado	*	*		*	*			
Bananas	*	344		18497	*			
Guava	163	*		*	*			
Lemons	11	3		*	*			
Mangoes	*	*		5232	*			
Oranges	17	*		1697	*			
Papayas	77	*		2503	*			
Pineapples	-	-		-	-			
Stimulant	44366	22343		87430	7821			
Chat	30156	15064		61134	4917			
Coffee	14170	7242		42588	2867			
Hops / 'Gesho'	*	*		*	*			
Enset	*	*		*	*			
Sugar cane	638	240		9196	*			
Other permanent	93	52		11310	49			

(Table 1.4.9 cont'd.)

West Harerge

Crop type	UREA			UREA + DAP			INDIGENOUS SEED		
	Holder	Hectare	Quintal	Holder	Hectare	Quintal	Holder	Hectare	Quintal
All	47163	13837	7474	80724	36561	49955	334203	298355	81131
Cereals	39649	10738	5556	71777	24460	28559	326142	193877	63498
Teff	5851	*	*	11495	*	1605	44665	7010	2161
Barley	2995	*	*	10036	968	1437	99938	13019	9189
Wheat	1695	*	*	11996	1277	*	45230	3668	4787
Maize	19011	2325	1503	51059	7599	13216	269564	44763	15944
Sorghum	23247	6563	*	41089	12590	9743	279680	123897	30881
Finger millet	*	*	*	*	*	*	19987	*	*
Oats / 'Aja'	-	-	-	-	-	-	4339	136	136
Rice	-	-	-	-	-	-	-	-	-
Masho	-	-	-	-	-	-	-	-	-
Pulses	13262	773	441	33301	3087	6027	208589	33902	16490
Horse / Faba beans	*	*	*	*	*	*	19532	964	992
Field Peas	-	-	-	-	-	-	3048	254	103
Haricot beans									
white	5415	466	294	22333	2219	4375	146568	21358	13068
Haricot beans red	3234	81	46	*	*	*	38526	2089	-
Chick peas	*	*	*	5207	*	*	23899	2048	1225
Lentils	*	*	*	*	*	*	25861	*	*
Vetch / Grass peas	-	-	-	*	*	*	2998	*	43
Soya beans	-	-	-	-	-	-	*	*	*
Fenugreek	*	*	*	2847	43	68	35883	723	275
Gibto	-	-	-	*	*	*	*	*	*
Oilseeds	2413	*	*	10393	632	813	103825	7564	1143
Neug	-	-	-	-	-	-	*	*	*
Linseed	*	*	*	2769	*	*	48739	1121	209
Groundnuts	*	*	*	4559	*	*	28664	1941	714
Safflower	-	-	-	*	*	*	2281	20	*
Sesame	*	*	*	*	*	*	35893	4471	210
Rapeseed	-	-	-	*	*	*	*	*	*
Vegetables	5409	175	157	13849	1011	1835	107158	8794	-
Lettuce	*	*	*	-	-	-	*	*	-
Head cabbage	-	-	-	*	*	*	5277	*	-
Ethiopian cabbage	*	*	*	*	*	*	5687	*	-
Tomatoes	2944	*	55	*	*	*	30297	*	-
Green peppers	*	*	*	-	-	-	18344	98	-
Red peppers	1661	*	*	6466	501	751	60486	7654	-
Swiss chard	*	*	*	-	-	-	*	*	-
Root crops	7038	*	128	10037	*	*	120341	6836	-
Beetroot	*	*	*	*	*	*	*	*	-
Carrot	-	-	-	*	*	*	*	*	-
Onion	*	*	*	*	*	*	33623	1835	-
Potatoes	*	*	*	*	*	*	10221	*	-
Yam	-	-	-	-	-	-	-	-	-
Garlic	*	*	*	*	*	*	10528	61	-
Taro 'Godere'	-	-	-	-	-	-	-	-	-
Sweet potatoes	4178	*	56	3264	*	337	86917	4468	-
Other Temporary	4199	*	*	8584	*	521	111906	2342	-
Permanent crops							62530	*	-
Avocado							*	*	-
Bananas							40938	*	-
Guava							16277	159	-
Lemons							5457	11	-
Mangoes							11405	*	-
Oranges							*	17	-
Papayas							7815	*	-
Pineapples							-	-	-
Stimulant							242669	42262	-
Chat							218398	29263	-
Coffee							117532	12958	-
Hops / 'Gesho'							1370	*	-
Enset							*	*	-
Sugar cane							19331	638	-
Other permanent							22117	93	-

(Table 1.4.9 Cont'd.)

West Harerge

Crop type	IMPROVED SEED			PESTICIDE		IRRIGATION		EXTENSION PACKAGE	
	Holder	Hectare	Quintal	Holder	Hectare	Holder	Hectare	Holder	Hectare
All	23444	3047	*	47571	9541	62317	15742	131135	58352
Cereals	16007	2699	*	15324	4171	28130	2485	125272	39284
Teff	-	-	-	*	*	*	*	16523	2040
Barley	-	-	-	2736	*	*	*	22320	1891
Wheat	*	*	*	*	*	*	*	15638	*
Maize	13713	2109	555	7288	774	17798	967	95041	17749
Sorghum	-	-	-	6675	2416	12443	1105	59794	15944
Finger millet	-	-	-	*	*	-	-	*	*
Oats / 'Aja'	-	-	-	-	-	*	*	*	*
Rice	-	-	-	-	-	-	-	-	-
Masho	-	-	-	-	-	-	-	-	-
Pulses	*	*	*	3692	293	10716	515	49032	3429
Horse / Faba beans	-	-	-	*	*	*	*	*	*
Field Peas	-	-	-	-	-	-	-	-	-
Haricot beans white	*	*	*	*	*	7523	321	31750	2257
Haricot beans red	-	-	-	-	-	*	*	8239	267
Chick peas	*	*	*	1541	*	*	*	7451	*
Lentils	*	*	-	*	*	*	*	*	*
Vetch / Grass peas	-	-	-	-	-	-	-	-	-
Soya beans	-	-	-	-	-	-	-	-	-
Fenugreek	-	-	-	-	-	*	*	4744	75
Gibto	-	-	-	-	-	-	-	*	*
Oilseeds	-	-	-	-	-	*	*	24793	1383
Neug	-	-	-	-	-	*	*	-	-
Linseed	-	-	-	-	-	*	*	6579	185
Groundnuts	-	-	-	-	-	*	*	16358	665
Safflower	-	-	-	-	-	-	-	-	-
Sesame	-	-	-	-	-	-	-	*	*
Rapeseed	-	-	-	-	-	-	-	*	*
Vegetables	-	-	-	*	*	2598	*	20688	*
Lettuce	-	-	-	-	-	-	-	*	*
Head cabbage	-	-	-	-	-	-	-	*	*
Ethiopian cabbage	-	-	-	-	-	-	-	-	-
Tomatoes	-	-	-	*	*	*	*	2752	*
Green peppers	-	-	-	*	*	*	*	*	*
Red peppers	-	-	-	*	*	*	*	17488	*
Swiss chard	-	-	-	-	-	-	-	-	-
Root crops	-	-	-	1924	*	*	*	10454	394
Beetroot	-	-	-	-	-	-	-	-	-
Carrot	-	-	-	-	-	-	-	-	-
Onion	-	-	-	*	*	*	*	*	*
Potatoes	-	-	-	*	*	*	*	*	*
Yam	-	-	-	-	-	-	-	-	-
Garlic	-	-	-	-	-	*	*	*	*
Taro 'Godere'	-	-	-	-	-	-	-	-	-
Sweet potatoes	-	-	-	*	*	*	*	6000	224
Other Temporary	-	-	-	*	*	*	*	18966	*
Permanent crops	-	-	-	-	-	25089	*	2673	*
Avocado	-	-	-	-	-	*	*	-	-
Bananas	-	-	-	-	-	*	*	1790	*
Guava	-	-	-	-	-	1734	*	-	-
Lemons	-	-	-	-	-	*	*	-	-
Mangoes	-	-	-	-	-	-	-	*	*
Oranges	-	-	-	-	-	*	*	-	-
Papayas	-	-	-	-	-	*	*	*	*
Pineapples	-	-	-	-	-	-	-	-	-
Stimulant	*	214	-	32000	4577	55214	9160	67311	9619
Chat	-	-	-	31129	4502	50631	7029	54337	5077
Coffee	*	*	-	*	*	*	*	31016	4542
Hops / 'Gesho'	-	-	-	-	-	-	-	-	-
Enset	-	-	-	-	-	-	-	-	-
Sugar cane	-	-	-	-	-	*	405	-	-
Other permanent	-	-	-	-	-	-	-	*	*

Table1.4.10 Number of Holders, Inputs Applied Area and Quantity of Inputs used

East Harerge

Crop type	All Crop Area	All Fertilizers		Natural		DAP		
		Hectare	Quintal	Holder	Hectare	Holder	Hectare	Quintal
All	344546	240946	214426	354183	61138	90082	22791	19459
Cereals	202718	143271	117961	254512	32754	73010	13206	10164
Teff	6431	5417	3241	24828	*	*	*	*
Barley	5223	3701	2372	46358	1693	6068	282	242
Wheat	19936	15288	11290	38190	3139	11545	1126	784
Maize	55384	41765	47632	186817	9773	42190	3172	2661
Sorghum	114029	76060	52697	136997	15700	48908	8064	6083
Finger millet	*	*	-	*	*	-	-	-
Oats / 'Aja'	*	*	*	3911	*	2275	*	*
Rice	-	-	-	-	-	-	-	-
Masho	*	*	-	*	*	-	-	-
Pulses	17240	11857	12885	139308	4829	22652	997	799
Horse / Faba beans	3629	*	976	20027	*	*	*	*
Field Peas	392	*	*	*	*	-	-	-
Haricot beans white	3448	2396	3655	26400	694	3915	141	*
Haricot beans red	5858	4550	5829	58922	1666	12137	323	381
Chick peas	137	*	*	2549	*	*	*	*
Lentils	701	298	244	5751	*	-	-	-
Vetch / Grass peas	-	-	-	-	-	-	-	-
Soya beans	*	*	*	*	*	-	-	-
Fenugreek	3014	2230	2060	50964	749	5933	*	175
Gibto	-	-	-	-	-	-	-	-
Oilseeds	32603	19410	14865	40182	2334	19183	2608	2432
Neug	-	-	-	-	-	-	-	-
Linseed	2877	1520	1641	21352	471	4031	94	*
Groundnuts	28909	17359	12570	16205	1763	13029	2343	2114
Safflower	-	-	-	-	-	-	-	-
Sesame	*	*	*	*	*	*	*	*
Rapeseed	*	*	*	*	*	*	*	*
Vegetables	*	*	*	30402	*	*	*	*
Lettuce	*	*	*	*	*	-	-	-
Head cabbage	*	*	*	3578	*	*	*	*
Ethiopian cabbage	*	*	-	*	*	-	-	-
Tomatoes	*	*	*	5011	*	-	-	-
Green peppers	*	*	*	10217	*	-	-	-
Red peppers	55	*	*	10534	*	-	-	-
Swiss chard	*	*	*	*	*	-	-	-
Root crops	10467	7642	8306	111760	2913	20929	663	781
Beetroot	*	*	*	*	*	-	-	-
Carrot	*	*	*	*	*	-	-	-
Onion	152	*	*	6261	26	*	*	*
Potatoes	2507	2298	*	12572	*	5395	*	*
Yam	-	-	-	-	-	-	-	-
Garlic	304	258	*	18772	174	*	*	*
Taro 'Godere'	-	-	-	-	-	-	-	-
Sweet potatoes	7395	4906	4134	83262	2423	15984	494	543
Other Temporary	2132	1895	703	143703	1568	*	*	*
Permanent crops	963	498		45446	405			
Avocado	*	*		*	*			
Bananas	606	371		32418	299			
Guava	52	*		*	*			
Lemons	*	*		-	-			
Mangoes	174	*		*	*			
Oranges	*	*		*	*			
Papayas	*	*		*	*			
Pineapples	-	-		-	-			
Stimulant	77016	55591		219604	15847			
Chat	70627	51265		184252	12470			
Coffee	6390	4326		84403	3377			
Hops / 'Geshe'	-	-		-	-			
Enset	-	-		-	-			
Sugar cane	441	47		6819	40			
Other permanent	212	106		18406	106			

(Table 1.4.10 cont'd.)

East Harerge

Crop type	UREA			UREA + DAP			INDIGENOUS SEED		
	Holder	Hectare	Quintal	Holder	Hectare	Quintal	Holder	Hectare	Quintal
All	138951	59194	40761	240406	97823	154206	525374	325726	107056
Cereals	116547	35359	22454	231595	61953	85344	503967	188569	83647
Teff	6540	*	*	25510	1649	2384	62942	6412	1946
Barley	7519	475	321	30150	1251	1808	101994	5223	6740
Wheat	24095	*	1758	62945	8165	8748	143294	19414	25916
Maize	69260	6755	5214	176289	22065	39756	384681	42962	19230
Sorghum	86106	24030	14546	126109	28266	32068	394107	112843	28346
Finger millet	-	-	-	-	-	-	*	*	*
Oats / 'Aja'	*	*	*	*	*	*	21158	*	*
Rice	-	-	-	-	-	-	-	-	-
Masho	-	-	-	-	-	-	*	*	*
Pulses	31615	1112	888	99219	4919	11198	287639	17176	8537
Horse / Faba beans	*	*	*	13062	498	804	48590	3613	3714
Field Peas	-	-	-	*	*	*	10004	392	245
Haricot beans									
white	3554	75	75	26896	1486	*	61072	3448	2989
Haricot beans red	15806	596	466	47264	1965	4983	146511	5857	-
Chick peas	*	*	*	*	*	*	7720	137	89
Lentils	*	*	*	*	119	*	20951	683	294
Vetch / Grass peas	-	-	-	-	-	-	-	-	-
Soya beans	-	-	-	*	*	*	*	*	*
Fenugreek	12586	233	192	29318	820	1692	115749	2985	1148
Gibto	-	-	-	-	-	-	-	-	-
Oilseeds	42450	7908	5286	44911	6560	7147	199585	32603	14872
Neug	-	-	-	-	-	-	-	-	-
Linseed	5089	80	45	20668	876	1515	83130	2877	646
Groundnuts	36909	7694	5125	20498	5559	5331	115922	28909	14150
Safflower	-	-	-	-	-	-	-	-	-
Sesame	*	*	*	*	*	*	13777	*	*
Rapeseed	-	-	-	*	*	*	*	*	*
Vegetables	*	*	*	8409	*	*	47147	*	-
Lettuce	-	-	-	*	*	*	*	*	-
Head cabbage	*	*	*	2794	46	*	6741	*	-
Ethiopian cabbage	-	-	-	-	-	-	*	*	-
Tomatoes	-	-	-	*	*	*	8497	*	-
Green peppers	-	-	-	*	*	*	17019	*	-
Red peppers	*	*	*	*	*	*	15334	55	-
Swiss chard	-	-	-	*	*	*	*	*	-
Root crops	34948	1233	932	69150	2832	6593	248138	10094	-
Beetroot	-	-	-	*	*	*	*	*	-
Carrot	-	-	-	*	*	*	*	*	-
Onion	*	*	*	*	*	*	15309	128	-
Potatoes	*	*	*	20195	*	*	52089	2493	-
Yam	-	-	-	-	-	-	-	-	-
Garlic	*	*	*	4785	*	*	28047	304	-
Taro 'Godere'	-	-	-	-	-	-	-	-	-
Sweet potatoes	23361	661	446	47394	1328	3145	200089	7065	-
Other Temporary	5027	48	42	23987	261	636	186787	2132	-
Permanent crops							85490	889	-
Avocado							-	-	-
Bananas							51253	548	-
Guava							18504	52	-
Lemons							*	*	-
Mangoes							*	159	-
Oranges							*	*	-
Papayas							*	*	-
Pineapples							-	-	-
Stimulant							470660	72960	-
Chat							461088	66861	-
Coffee							130621	6099	-
Hops / 'Gesho'							-	-	-
Enset							-	-	-
Sugar cane							14716	*	-
Other permanent							35815	201	-

(Table 1.4.10 Cont'd.)

East Harerge

Crop type	IMPROVED SEED			PESTICIDE		IRRIGATION		EXTENSION PACKAGE	
	Holder	Hectare	Quintal	Holder	Hectare	Holder	Hectare	Holder	Hectare
All	105927	14384	5440	18683	3420	130528	26060	295620	100290
Cereals	101994	14119	5440	12821	2630	96682	8346	281587	60893
Teff	*	*	*	-	-	*	*	17328	1023
Barley	-	-	-	-	-	*	*	23034	748
Wheat	*	522	1356	*	*	*	*	44386	4188
Maize	93228	12409	3916	7546	*	77641	5135	233285	26467
Sorghum	*	*	*	6347	1743	41812	2581	144725	28434
Finger millet	*	*	*	-	-	-	-	*	*
Oats / 'Aja'	-	-	-	-	-	-	-	*	*
Rice	-	-	-	-	-	-	-	-	-
Masho	-	-	-	-	-	-	-	-	-
Pulses	*	*	-	*	*	26094	764	106590	4888
Horse / Faba beans	-	-	-	-	-	*	*	17820	681
Field Peas	-	-	-	-	-	-	-	*	*
Haricot beans white	-	-	-	-	-	3102	*	24338	1025
Haricot beans red	*	*	-	*	*	14544	440	53583	2194
Chick peas	-	-	-	*	*	-	-	*	*
Lentils	-	-	-	-	-	*	*	*	129
Vetch / Grass peas	-	-	-	-	-	-	-	-	-
Soya beans	-	-	-	-	-	-	-	*	*
Fenugreek	-	-	-	-	-	5655	*	32410	787
Gibto	-	-	-	-	-	-	-	-	-
Oilseeds	-	-	-	-	-	6195	150	48617	*
Neug	-	-	-	-	-	-	-	-	-
Linseed	-	-	-	-	-	*	*	15813	*
Groundnuts	-	-	-	-	-	*	*	28435	*
Safflower	-	-	-	-	-	-	-	-	-
Sesame	-	-	-	-	-	*	*	*	*
Rapeseed	-	-	-	-	-	-	-	*	*
Vegetables	-	-	-	*	*	12196	*	7767	*
Lettuce	-	-	-	-	-	*	*	*	*
Head cabbage	-	-	-	-	-	3871	*	*	*
Ethiopian cabbage	-	-	-	-	-	-	-	-	-
Tomatoes	-	-	-	-	-	*	*	*	*
Green peppers	-	-	-	*	*	*	*	*	*
Red peppers	-	-	-	-	-	*	*	*	*
Swiss chard	-	-	-	-	-	-	-	-	-
Root crops	3374	*	-	*	*	61348	2364	71415	2943
Beetroot	*	*	-	-	-	*	*	-	-
Carrot	-	-	-	-	-	*	*	-	-
Onion	*	*	-	-	-	*	*	*	*
Potatoes	*	*	-	-	-	9160	*	23829	*
Yam	-	-	-	-	-	-	-	-	-
Garlic	-	-	-	-	-	*	*	7266	*
Taro 'Godere'	-	-	-	-	-	-	-	-	-
Sweet potatoes	*	*	-	*	*	49759	1845	50992	1470
Other Temporary	-	-	-	-	-	12756	175	24660	232
Permanent crops	-	-	-	-	-	28516	528	*	*
Avocado	-	-	-	-	-	-	-	-	-
Bananas	-	-	-	-	-	26706	*	*	*
Guava	-	-	-	-	-	*	*	-	-
Lemons	-	-	-	-	-	*	*	-	-
Mangoes	-	-	-	-	-	2949	*	*	*
Oranges	-	-	-	-	-	*	*	-	-
Papayas	-	-	-	-	-	*	*	-	-
Pineapples	-	-	-	-	-	-	-	-	-
Stimulant	*	*	-	*	*	118385	13075	213723	23668
Chat	-	-	-	*	*	110778	10920	208293	23348
Coffee	*	*	-	*	*	50327	2155	15109	320
Hops / 'Gesho'	-	-	-	-	-	-	-	-	-
Enset	-	-	-	-	-	-	-	-	-
Sugar cane	-	-	-	-	-	*	*	*	*
Other permanent	-	-	-	-	-	*	*	*	*

Table 1.4.11 Number of Holders, Inputs Applied Area and Quantity of Inputs used

Crop type	Bale							
	All Crop Area	All Fertilizers		Natural		DAP		
		Hectare	Quintal	Holder	Hectare	Holder	Hectare	Quintal
All	421206	186918	152599	47693	10130	145636	138897	103414
Cereals	306221	167316	146823	20140	5029	138156	125913	98643
Teff	51171	13285	5831	3480	1452	27893	11833	5831
Barley	43975	21496	16560	2573	*	44960	18800	14072
Wheat	150297	113520	114450	2419	1684	97662	79504	70027
Maize	32167	6157	2125	10828	1072	18145	5085	2125
Sorghum	7820	545	*	2059	219	*	326	*
Finger millet	-	-	-	-	-	-	-	-
Oats / 'Aja'	20790	12314	7669	-	-	27687	10366	6400
Rice	-	-	-	-	-	-	-	-
Masho	-	-	-	-	-	-	-	-
Pulses	33875	5237	*	6634	551	14673	3726	1163
Horse / Faba beans	17565	3323	*	1801	*	9004	2631	*
Field Peas	9839	*	*	*	*	2947	*	284
Haricot beans white	4044	316	*	3648	*	*	*	*
Haricot beans red	*	*	-	*	*	-	-	-
Chick peas	*	*	*	-	-	*	*	*
Lentils	753	*	*	-	-	*	*	*
Vetch / Grass peas	*	*	-	*	*	-	-	-
Soya beans	-	-	-	-	-	-	-	-
Fenugreek	103	*	*	-	-	*	*	*
Gibto	-	-	-	-	-	-	-	-
Oilseeds	35837	9280	2177	3196	1685	12545	7408	2130
Neug	*	-	-	-	-	-	-	-
Linseed	14221	*	*	*	*	*	*	*
Groundnuts	*	-	-	-	-	-	-	-
Safflower	*	-	-	-	-	-	-	-
Sesame	21062	8329	*	*	*	11586	6998	*
Rapeseed	*	-	-	-	-	-	-	-
Vegetables	*	*	*	9788	96	4300	*	*
Lettuce	*	*	-	*	*	*	*	*
Head cabbage	*	*	-	*	*	*	*	*
Ethiopian cabbage	489	52	*	5282	37	*	*	*
Tomatoes	-	-	-	-	-	-	-	-
Green peppers	33	*	*	*	*	*	*	*
Red peppers	*	*	*	3820	47	*	*	*
Swiss chard	-	-	-	-	-	-	-	-
Root crops	2524	241	*	4257	145	*	*	*
Beetroot	*	*	*	*	*	*	*	*
Carrot	*	-	-	-	-	-	-	-
Onion	317	*	*	*	*	*	*	*
Potatoes	*	*	-	*	*	-	-	-
Yam	-	-	-	-	-	-	-	-
Garlic	113	*	-	*	*	-	-	-
Taro 'Godere'	-	-	-	-	-	-	-	-
Sweet potatoes	*	*	-	*	*	-	-	-
Other Temporary	*	*	*	11546	*	-	-	-
Permanent crops	1777	*	*	6004	*	-	-	-
Avocado	*	*	*	*	*	-	-	-
Bananas	644	*	*	*	*	-	-	-
Guava	*	*	*	*	*	-	-	-
Lemons	-	-	-	-	-	-	-	-
Mangoes	602	*	*	*	*	-	-	-
Oranges	*	*	*	*	*	-	-	-
Papayas	*	*	*	*	*	-	-	-
Pineapples	-	-	-	-	-	-	-	-
Stimulant	24831	*	*	8387	*	-	-	-
Chat	10300	*	*	*	*	-	-	-
Coffee	14323	*	*	3410	*	-	-	-
Hops / 'Gesho'	208	*	*	*	*	-	-	-
Enset	*	*	*	*	*	-	-	-
Sugar cane	*	*	*	*	*	-	-	-
Other permanent	20	*	*	*	*	-	-	-

(Table 1.4.11 cont'd.)

Crop type	UREA			UREA + DAP			INDIGENOUS SEED		
	Holder	Hectare	Quintal	Holder	Hectare	Quintal	Holder	Hectare	Quintal
All	3953	1287	800	29224	36604	48384	335367	416823	570800
Cereals	*	*	*	27950	35862	47896	307000	304838	522839
Teff	-	-	-	-	-	-	120636	51171	19142
Barley	-	-	-	6234	2094	*	111523	43975	91569
Wheat	*	*	*	24820	32122	44319	167340	149657	364137
Maize	-	-	-	-	-	-	133085	31440	14953
Sorghum	-	-	-	-	-	-	37197	7820	2007
Finger millet	-	-	-	-	-	-	-	-	-
Oats / 'Aja'	*	*	*	*	*	*	69903	20775	31031
Rice	-	-	-	-	-	-	-	-	-
Masho	-	-	-	-	-	-	-	-	-
Pulses	*	*	*	*	*	*	120629	33875	36123
Horse / Faba beans	*	*	*	*	*	*	57793	17565	19158
Field Peas	*	*	*	*	*	*	34130	9839	13272
Haricot beans									
white	-	-	-	-	-	-	37568	4044	*
Haricot beans red	-	-	-	-	-	-	*	*	-
Chick peas	-	-	-	-	-	-	*	*	*
Lentils	-	-	-	-	-	-	11105	753	461
Vetch / Grass peas	-	-	-	-	-	-	*	*	*
Soya beans	-	-	-	-	-	-	-	-	-
Fenugreek	-	-	-	-	-	-	3157	103	*
Gibto	-	-	-	-	-	-	-	-	-
Oilseeds	*	*	*	*	*	*	68693	35837	11838
Neug	-	-	-	-	-	-	1526	*	*
Linseed	-	-	-	*	*	*	30364	14221	9495
Groundnuts	-	-	-	-	-	-	*	*	-
Safflower	-	-	-	-	-	-	*	*	*
Sesame	*	*	*	-	-	-	36165	21062	2301
Rapeseed	-	-	-	-	-	-	*	*	*
Vegetables	*	*	*	*	*	*	55545	*	-
Lettuce	-	-	-	-	-	-	*	*	-
Head cabbage	-	-	-	*	*	*	5324	*	-
Ethiopian cabbage	*	*	*	-	-	-	34840	489	-
Tomatoes	-	-	-	-	-	-	-	-	-
Green peppers	*	*	*	-	-	-	5382	33	-
Red peppers	*	*	*	*	*	*	21001	*	-
Swiss chard	-	-	-	-	-	-	-	-	-
Root crops	*	*	*	*	*	*	39822	2522	-
Beetroot	-	-	-	-	-	-	4066	*	-
Carrot	-	-	-	-	-	-	*	*	-
Onion	*	*	*	*	*	*	13125	317	-
Potatoes	-	-	-	-	-	-	6316	*	-
Yam	-	-	-	-	-	-	-	-	-
Garlic	-	-	-	-	-	-	6804	113	-
Taro 'Godere'	-	-	-	-	-	-	-	-	-
Sweet potatoes	-	-	-	-	-	-	11171	*	-
Other Temporary	*	*	*	*	*	*	68056	*	-
Permanent crops							31408	1724	
Avocado							*	*	
Bananas							16587	602	
Guava							*	*	
Lemons							-	-	
Mangoes							13138	*	
Oranges							*	*	
Papayas							3775	*	
Pineapples							-	-	
Stimulant							85867	21906	
Chat							47939	9416	
Coffee							45405	12281	
Hops / 'Gesho'							10950	208	
Enset							*	*	
Sugar cane							*	*	
Other permanent							*	*	

(Table 1.4.11 Cont'd.)

Bale

Crop type	IMPROVED SEED			PESTICIDE		IRRIGATION		EXTENSION PACKAGE	
	Holder	Hectare	Quintal	Holder	Hectare	Holder	Hectare	Holder	Hectare
All	4307	737	*	188987	193703	11714	3675	147008	167182
Cereals	2005	*	*	185566	189518	4285	1481	143000	156801
Teff	-	-	-	49870	20888	-	-	28504	14034
Barley	-	-	-	78509	33760	*	*	46777	20222
Wheat	*	*	*	132158	120717	1356	*	107085	106412
Maize	*	*	*	*	*	2561	*	16078	3854
Sorghum	-	-	-	*	*	*	*	*	*
Finger millet	-	-	-	-	-	-	-	-	-
Oats / 'Aja'	-	-	-	46619	13397	*	*	30518	11793
Rice	-	-	-	-	-	-	-	-	-
Masho	-	-	-	-	-	-	-	-	-
Pulses	-	-	-	5562	1965	*	*	15697	*
Horse / Faba beans	-	-	-	*	*	-	-	10204	*
Field Peas	-	-	-	*	*	-	-	3477	1066
Haricot beans white	-	-	-	-	-	*	*	*	*
Haricot beans red	-	-	-	-	-	-	-	-	-
Chick peas	-	-	-	*	*	-	-	-	-
Lentils	-	-	-	-	-	-	-	*	*
Vetch / Grass peas	-	-	-	-	-	-	-	-	-
Soya beans	-	-	-	-	-	-	-	-	-
Fenugreek	-	-	-	-	-	-	-	*	*
Gibto	-	-	-	-	-	-	-	-	-
Oilseeds	-	-	-	3199	1474	*	*	8778	4712
Neug	-	-	-	-	-	-	-	-	-
Linseed	-	-	-	*	*	-	-	1920	*
Groundnuts	-	-	-	-	-	*	*	-	-
Safflower	-	-	-	-	-	-	-	-	-
Sesame	-	-	-	*	*	*	*	*	*
Rapeseed	-	-	-	*	*	-	-	-	-
Vegetables	*	*	-	2046	*	-	-	4998	*
Lettuce	*	*	-	-	-	-	-	*	*
Head cabbage	-	-	-	*	*	-	-	*	*
Ethiopian cabbage	-	-	-	*	*	-	-	*	*
Tomatoes	-	-	-	-	-	-	-	-	-
Green peppers	-	-	-	-	-	-	-	*	*
Red peppers	*	*	-	*	*	-	-	*	*
Swiss chard	-	-	-	-	-	-	-	-	-
Root crops	*	*	-	*	*	*	*	2916	*
Beetroot	*	*	-	-	-	-	-	*	*
Carrot	-	-	-	*	*	-	-	-	-
Onion	-	-	-	-	-	*	*	*	*
Potatoes	-	-	-	-	-	-	-	*	*
Yam	-	-	-	-	-	-	-	-	-
Garlic	-	-	-	-	-	-	-	*	*
Taro 'Godere'	-	-	-	-	-	-	-	-	-
Sweet potatoes	-	-	-	-	-	*	*	-	-
Other Temporary	*	*	-	*	*	-	-	*	*
Permanent crops				*	*	*	*	*	*
Avocado	-	-	-	-	-	*	*	-	-
Bananas	-	-	-	-	-	*	*	*	*
Guava	-	-	-	-	-	*	*	-	-
Lemons	-	-	-	-	-	-	-	-	-
Mangoes	-	-	-	*	*	*	*	*	*
Oranges	-	-	-	-	-	*	*	*	*
Papayas	-	-	-	-	-	*	*	*	*
Pineapples	-	-	-	-	-	-	-	-	-
Stimulant	*	*	-	2874	*	*	*	*	*
Chat	-	-	-	*	*	*	*	*	*
Coffee	*	*	-	*	*	*	*	*	*
Hops / 'Gesho'	-	-	-	*	*	-	-	*	*
Enset	-	-	-	-	-	-	-	-	-
Sugar cane	-	-	-	-	-	*	*	-	-
Other permanent	-	-	-	-	-	*	*	*	*

Table 1.4.12 Number of Holders, Inputs Applied Area and Quantity of Inputs used

Borena

Crop type	All Crop Area	All Fertilizers		Natural		DAP		
		Hectare	Quintal	Holder	Hectare	Holder	Hectare	Quintal
All	43976	12085	513	40326	11352			
Cereals	15653	4442	451	15760	3777	*	*	*
Teff	3762	*	*	*	*	*	*	*
Barley	339	*	*	*	*	*	*	*
Wheat	854	*	*	*	*	*	*	*
Maize	8342	2170	*	13230	1947	*	*	*
Sorghum	*	*	*	*	*	*	*	*
Finger millet	-	-	-	-	-	-	-	-
Oats / 'Aja'	-	-	-	-	-	-	-	-
Rice	-	-	-	-	-	-	-	-
Masho	-	-	-	-	-	-	-	-
Pulses	8563	1822	*	16680	1790	*	*	*
Horse / Faba beans	*	-	-	-	-	-	-	-
Field Peas	*	-	-	-	-	-	-	-
Haricot beans white	1112	319	-	3915	319	-	-	-
Haricot beans red	6943	1503	*	13198	1471	*	*	*
Chick peas	*	-	-	-	-	-	-	-
Lentils	-	-	-	-	-	-	-	-
Vetch / Grass peas	-	-	-	-	-	-	-	-
Soya beans	-	-	-	-	-	-	-	-
Fenugreek	-	-	-	-	-	-	-	-
Gibto	-	-	-	-	-	-	-	-
Oilseeds	*	-	-	-	-	-	-	-
Neug	-	-	-	-	-	-	-	-
Linseed	-	-	-	-	-	-	-	-
Groundnuts	*	-	-	-	-	-	-	-
Safflower	-	-	-	-	-	-	-	-
Sesame	-	-	-	-	-	-	-	-
Rapeseed	*	-	-	-	-	-	-	-
Vegetables	631	290	*	17658	289	*	*	*
Lettuce	-	-	-	-	-	-	-	-
Head cabbage	-	-	-	-	-	-	-	-
Ethiopian cabbage	526	227	-	16029	227	-	-	-
Tomatoes	*	*	-	*	*	-	-	-
Green peppers	103	61	*	5213	60	*	*	*
Red peppers	-	-	-	-	-	-	-	-
Swiss chard	*	-	-	-	-	-	-	-
Root crops	528	166	*	8530	131	*	*	*
Beetroot	*	-	-	-	-	-	-	-
Carrot	-	-	-	-	-	-	-	-
Onion	*	-	-	-	-	-	-	-
Potatoes	*	*	-	*	*	-	-	-
Yam	*	*	-	*	*	-	-	-
Garlic	-	-	-	-	-	-	-	-
Taro 'Godere'	*	*	-	3418	*	-	-	-
Sweet potatoes	414	*	*	3183	*	*	*	*
Other Temporary	421	166	-	8548	166	-	-	-
Permanent crops	902	471	-	10106	471	-	-	-
Avocado	153	19	-	2511	19	-	-	-
Bananas	744	*	-	8380	*	-	-	-
Guava	*	-	-	-	-	-	-	-
Lemons	-	-	-	-	-	-	-	-
Mangoes	*	*	-	*	*	-	-	-
Oranges	*	*	-	*	*	-	-	-
Papayas	*	-	-	-	-	-	-	-
Pineapples	-	-	-	-	-	-	-	-
Stimulant	11446	*	-	16913	*	-	-	-
Chat	1441	*	-	*	*	-	-	-
Coffee	9999	*	-	15316	*	-	-	-
Hops / 'Gesho'	*	*	-	*	*	-	-	-
Enset	5442	1460	-	19071	1460	-	-	-
Sugar cane	197	*	-	1464	*	-	-	-
Other permanent	*	*	-	*	*	-	-	-

(Table 1.4.12 cont'd.)

Borena

Crop type	UREA			UREA + DAP			INDIGENOUS SEED		
	Holder	Hectare	Quintal	Holder	Hectare	Quintal	Holder	Hectare	Quintal
All	*	*	*	*	*	*	83963	41578	7544
Cereals	*	*	*	*	*	*	49863	15036	6573
Teff	-	-	-	-	-	-	17403	3724	1555
Barley	-	-	-	-	-	-	3692	339	535
Wheat	-	-	-	-	-	-	5672	854	1162
Maize	*	*	*	*	*	*	37727	7763	2817
Sorghum	*	*	*	-	-	-	8059	*	*
Finger millet	-	-	-	-	-	-	-	-	-
Oats / 'Aja'	-	-	-	-	-	-	-	-	-
Rice	-	-	-	-	-	-	-	-	-
Masho	-	-	-	-	-	-	-	-	-
Pulses	*	*	*	-	-	-	47980	8537	964
Horse / Faba beans	-	-	-	-	-	-	*	*	*
Field Peas	-	-	-	-	-	-	*	*	*
Haricot beans	-	-	-	-	-	-	-	-	-
white	-	-	-	-	-	-	9219	1086	621
Haricot beans red	*	*	*	-	-	-	38877	6943	-
Chick peas	-	-	-	-	-	-	*	*	*
Lentils	-	-	-	-	-	-	-	-	-
Vetch / Grass peas	-	-	-	-	-	-	-	-	-
Soya beans	-	-	-	-	-	-	-	-	-
Fenugreek	-	-	-	-	-	-	-	-	-
Gibto	-	-	-	-	-	-	-	-	-
Oilseeds	-	-	-	-	-	-	*	*	*
Neug	-	-	-	-	-	-	-	-	-
Linseed	-	-	-	-	-	-	-	-	-
Groundnuts	-	-	-	-	-	-	*	*	*
Safflower	-	-	-	-	-	-	-	-	-
Sesame	-	-	-	-	-	-	-	-	-
Rapeseed	-	-	-	-	-	-	*	*	*
Vegetables	-	-	-	-	-	-	35379	628	-
Lettuce	-	-	-	-	-	-	-	-	-
Head cabbage	-	-	-	-	-	-	-	-	-
Ethiopian cabbage	-	-	-	-	-	-	32631	523	-
Tomatoes	-	-	-	-	-	-	*	*	-
Green peppers	-	-	-	-	-	-	9579	103	-
Red peppers	-	-	-	-	-	-	-	-	-
Swiss chard	-	-	-	-	-	-	*	*	-
Root crops	-	-	-	-	-	-	18298	528	-
Beetroot	-	-	-	-	-	-	*	*	-
Carrot	-	-	-	-	-	-	-	-	-
Onion	-	-	-	-	-	-	*	*	-
Potatoes	-	-	-	-	-	-	*	*	-
Yam	-	-	-	-	-	-	*	*	-
Garlic	-	-	-	-	-	-	-	-	-
Taro 'Godere'	-	-	-	-	-	-	5754	*	-
Sweet potatoes	-	-	-	-	-	-	11968	414	-
Other Temporary	-	-	-	-	-	-	18904	421	-
Permanent crops	-	-	-	-	-	-	22394	868	-
Avocado	-	-	-	-	-	-	7295	126	-
Bananas	-	-	-	-	-	-	15890	737	-
Guava	-	-	-	-	-	-	*	*	-
Lemons	-	-	-	-	-	-	-	-	-
Mangoes	-	-	-	-	-	-	*	*	-
Oranges	-	-	-	-	-	-	*	*	-
Papayas	-	-	-	-	-	-	*	*	-
Pineapples	-	-	-	-	-	-	-	-	-
Stimulant	-	-	-	-	-	-	47095	10064	-
Chat	-	-	-	-	-	-	11537	1109	-
Coffee	-	-	-	-	-	-	45012	8949	-
Hops / 'Geshe'	-	-	-	-	-	-	*	*	-
Enset	-	-	-	-	-	-	48180	5111	-
Sugar cane	-	-	-	-	-	-	5678	194	-
Other permanent	-	-	-	-	-	-	5802	*	-

(Table 1.4.12 Cont'd.)

Borena

Crop type	IMPROVED SEED			PESTICIDE		IRRIGATION		EXTENSION PACKAGE	
	Holder	Hectare	Quintal	Holder	Hectare	Holder	Hectare	Holder	Hectare
All	4361	1209	214	*	*	-	-	*	*
Cereals	*	*	*	*	*	-	-	*	*
Teff	*	*	*	*	*	-	-	*	*
Barley	-	-	-	*	*	-	-	-	-
Wheat	-	-	-	-	-	-	-	-	-
Maize	*	*	*	*	*	-	-	*	*
Sorghum	-	-	-	-	-	-	-	-	-
Finger millet	-	-	-	-	-	-	-	-	-
Oats / 'Aja'	-	-	-	-	-	-	-	-	-
Rice	-	-	-	-	-	-	-	-	-
Masho	-	-	-	-	-	-	-	-	-
Pulses	*	*	*	-	-	-	-	*	*
Horse / Faba beans	-	-	-	-	-	-	-	-	-
Field Peas	-	-	-	-	-	-	-	-	-
Haricot beans white	*	*	*	-	-	-	-	-	-
Haricot beans red	-	-	-	-	-	-	-	*	*
Chick peas	-	-	-	-	-	-	-	-	-
Lentils	-	-	-	-	-	-	-	-	-
Vetch / Grass peas	-	-	-	-	-	-	-	-	-
Soya beans	-	-	-	-	-	-	-	-	-
Fenugreek	-	-	-	-	-	-	-	-	-
Gibto	-	-	-	-	-	-	-	-	-
Oilseeds	-	-	-	-	-	-	-	-	-
Neug	-	-	-	-	-	-	-	-	-
Linseed	-	-	-	-	-	-	-	-	-
Groundnuts	-	-	-	-	-	-	-	-	-
Safflower	-	-	-	-	-	-	-	-	-
Sesame	-	-	-	-	-	-	-	-	-
Rapeseed	-	-	-	-	-	-	-	-	-
Vegetables	-	-	-	-	-	-	-	*	*
Lettuce	-	-	-	-	-	-	-	-	-
Head cabbage	-	-	-	-	-	-	-	-	-
Ethiopian cabbage	-	-	-	-	-	-	-	*	*
Tomatoes	-	-	-	-	-	-	-	-	-
Green peppers	-	-	-	-	-	-	-	-	-
Red peppers	-	-	-	-	-	-	-	-	-
Swiss chard	-	-	-	-	-	-	-	-	-
Root crops	-	-	-	-	-	-	-	-	-
Beetroot	-	-	-	-	-	-	-	-	-
Carrot	-	-	-	-	-	-	-	-	-
Onion	-	-	-	-	-	-	-	-	-
Potatoes	-	-	-	-	-	-	-	-	-
Yam	-	-	-	-	-	-	-	-	-
Garlic	-	-	-	-	-	-	-	-	-
Taro 'Godere'	-	-	-	-	-	-	-	-	-
Sweet potatoes	-	-	-	-	-	-	-	-	-
Other Temporary	-	-	-	-	-	-	-	-	-
Permanent crops	-	-	-	-	-	-	-	-	-
Avocado	-	-	-	-	-	-	-	-	-
Bananas	-	-	-	-	-	-	-	-	-
Guava	-	-	-	-	-	-	-	-	-
Lemons	-	-	-	-	-	-	-	-	-
Mangoes	-	-	-	-	-	-	-	-	-
Oranges	-	-	-	-	-	-	-	-	-
Papayas	-	-	-	-	-	-	-	-	-
Pineapples	-	-	-	-	-	-	-	-	-
Stimulant	*	*	-	-	-	-	-	*	*
Chat	-	-	-	-	-	-	-	-	-
Coffee	*	*	-	-	-	-	-	*	*
Hops / 'Gesho'	-	-	-	-	-	-	-	-	-
Enset	-	-	-	-	-	-	-	-	-
Sugar cane	-	-	-	-	-	-	-	-	-
Other permanent	-	-	-	-	-	-	-	-	-

Table 1.4.13. Number of Holders, Inputs Applied Area and Quantity of Inputs used

South West Shewa

Crop type	All Crop Area	All Fertilizers		Natural		DAP		
		Hectare	Quintal	Holder	Hectare	Holder	Hectare	Quintal
All	400758	284637	393122	255694	33544	95028	33815	31630
Cereals	274886	242062	366726	138946	11827	71525	23088	20872
Teff	149985	130992	199706	4548	*	16318	6940	4963
Barley	27296	25660	32505	27267	1560	33168	10096	10402
Wheat	68826	65210	119355	6504	532	18246	2806	3041
Maize	22132	18553	14322	114911	8061	23650	2970	2367
Sorghum	6175	1223	*	9796	854	*	*	*
Finger millet	*	*	*	-	-	-	-	-
Oats / 'Aja'	*	*	*	*	*	*	*	*
Rice	*	*	-	*	*	-	-	-
Masho	-	-	-	-	-	-	-	-
Pulses	93929	21738	16775	70195	5583	38517	9874	9731
Horse / Faba beans	15751	9124	6478	56629	3784	23717	3452	3636
Field Peas	13639	9898	9415	6187	602	22087	5773	5786
Haricot beans white	590	*	-	8920	*	-	-	-
Haricot beans red	*	*	*	*	*	-	-	-
Chick peas	41163	687	*	4189	601	*	*	*
Lentils	6019	1334	723	2260	*	*	*	*
Vetch / Grass peas	15141	365	-	4976	365	-	-	-
Soya beans	*	*	-	*	*	-	-	-
Fenugreek	*	*	*	*	*	*	*	*
Gibto	-	-	-	-	-	-	-	-
Oilseeds	10603	798	*	28740	388	3732	*	*
Neug	3539	*	*	-	-	-	-	-
Linseed	6085	*	*	*	*	-	-	-
Groundnuts	*	-	-	-	-	-	-	-
Safflower	*	76	*	*	*	*	*	*
Sesame	-	-	-	-	-	-	-	-
Rapeseed	784	625	*	27887	290	3321	*	*
Vegetables	*	*	*	147347	716	4404	*	*
Lettuce	*	*	*	*	*	-	-	-
Head cabbage	22	22	*	10230	21	*	*	*
Ethiopian cabbage	477	435	*	116992	413	*	*	*
Tomatoes	*	*	-	1409	*	-	-	-
Green peppers	227	108	*	62099	89	*	*	*
Red peppers	*	*	*	*	*	*	*	*
Swiss chard	*	*	*	*	*	-	-	-
Root crops	3341	3023	3664	120356	1075	27965	676	784
Beetroot	50	45	*	12949	39	-	-	-
Carrot	*	*	*	*	*	*	*	*
Onion	*	*	*	14326	*	*	*	*
Potatoes	2804	2568	3416	42754	718	22408	652	757
Yam	-	-	-	-	-	-	-	-
Garlic	377	321	*	81408	240	6654	17	25
Taro 'Godere'	*	*	-	*	*	-	-	-
Sweet potatoes	*	*	*	*	*	*	*	*
Other Temporary	852	729	*	86479	690	*	*	*
Permanent crops	264	202	*	36314	202	*	*	*
Avocado	*	*	*	10707	*	*	*	*
Bananas	141	101	*	22347	101	*	*	*
Guava	*	*	*	*	*	*	*	*
Lemons	*	*	*	2272	*	*	*	*
Mangoes	*	*	*	*	*	*	*	*
Oranges	*	*	*	*	*	*	*	*
Papayas	16	14	*	7982	14	*	*	*
Pineapples	-	-	-	-	-	-	-	-
Stimulant	2484	2331	*	77326	2170	*	*	*
Chat	1806	1707	*	41820	1692	*	*	*
Coffee	285	269	*	30069	269	*	*	*
Hops / 'Gesho'	393	354	*	45228	209	*	*	*
Enset	11017	10821	*	153974	10797	*	*	*
Sugar cane	*	75	*	12061	75	*	*	*
Other permanent	30	21	*	13775	21	*	*	*

(Table 1.4.13 cont'd.)

Crop type	UREA			UREA + DAP			INDIGENOUS SEED		
	Holder	Hectare	Quintal	Holder	Hectare	Quintal	Holder	Hectare	Quintal
All	16181	2354	1188	225465	214923	360305	313921	390910	440072
Cereals	10188	1671	792	216852	205476	345062	289106	265860	300173
Teff	5310	*	*	164944	121977	194238	197703	149238	81415
Barley	*	*	*	58696	13937	22083	113491	26947	62836
Wheat	1778	110	103	147156	61762	116211	175477	68043	141960
Maize	1888	*	*	36458	7362	11815	168726	14986	8038
Sorghum	*	*	*	1508	*	*	37827	6175	*
Finger millet	-	-	-	*	*	*	*	*	*
Oats / 'Aja'	-	-	-	*	*	*	*	*	*
Rice	-	-	-	-	-	-	*	*	-
Masho	-	-	-	-	-	-	-	-	-
Pulses	*	*	*	34834	5930	6908	224131	93439	134102
Horse / Faba beans	*	*	*	15878	1794	2820	145540	15737	30447
Field Peas	-	-	-	19559	3523	3629	66615	13615	24852
Haricot beans									
white	-	-	-	-	-	-	20803	590	486
Haricot beans red	-	-	-	*	*	*	9996	*	-
Chick peas	-	-	-	-	-	-	97455	40717	55577
Lentils	*	*	*	7541	487	429	46919	6014	5022
Vetch / Grass peas	-	-	-	-	-	-	83168	15141	17392
Soya beans	-	-	-	-	-	-	*	*	*
Fenugreek	*	*	*	-	-	-	9458	*	*
Gibto	-	-	-	-	-	-	-	-	-
Oilseeds	*	*	*	*	*	*	68324	10603	5798
Neug	*	*	*	*	*	*	15316	3539	455
Linseed	*	*	*	*	*	*	20210	6085	5072
Groundnuts	-	-	-	-	-	-	*	*	*
Safflower	*	*	*	*	*	*	6876	*	48
Sesame	-	-	-	-	-	-	-	-	-
Rapeseed	-	-	-	*	*	*	38921	784	222
Vegetables	3565	*	*	*	*	*	175530	*	-
Lettuce	-	-	-	*	*	*	3116	*	-
Head cabbage	-	-	-	*	*	*	12060	22	-
Ethiopian cabbage	*	*	*	-	-	-	129975	477	-
Tomatoes	-	-	-	-	-	-	2162	*	-
Green peppers	*	*	*	*	*	*	75491	227	-
Red peppers	*	*	*	*	*	*	*	*	-
Swiss chard	*	*	*	*	*	*	17362	*	-
Root crops	3168	*	*	32287	1264	2872	171805	3313	-
Beetroot	*	*	*	*	*	*	17823	47	-
Carrot	-	-	-	-	-	-	3728	*	-
Onion	-	-	-	*	*	*	18383	*	-
Potatoes	*	*	*	25815	1198	2659	89312	2778	-
Yam	-	-	-	-	-	-	-	-	-
Garlic	*	*	*	7186	*	*	110194	377	-
Taro 'Godere'	-	-	-	-	-	-	*	*	-
Sweet potatoes	-	-	-	*	*	*	*	*	-
Other Temporary	*	*	*	2492	*	*	108804	851	-
Permanent crops							41009	262	
Avocado							13688	*	
Bananas							26777	141	
Guava							*	*	
Lemons							2614	*	
Mangoes							3418	*	
Oranges							*	*	
Papayas							9472	16	
Pineapples							-	-	
Stimulant							95451	2476	
Chat							50685	1806	
Coffee							34168	280	
Hops / 'Gescho'							59923	390	
Enset							156207	10732	
Sugar cane							13969	*	
Other permanent							19026	22	

(Table 1.4.13 Cont'd.)

South West Shewa

Crop type	IMPROVED SEED			PESTICIDE		IRRIGATION		EXTENSION PACKAGE	
	Holder	Hectare	Quintal	Holder	Hectare	Holder	Hectare	Holder	Hectare
All	37136	9506	4984	214586	205168	*	*	80677	38869
Cereals	33336	9006	4285	206903	187982	*	*	69575	34557
Teff	*	*	*	159677	112669	-	-	22278	11782
Barley	*	*	*	56855	16086	-	-	14170	4192
Wheat	*	*	*	136608	57131	-	-	29847	10790
Maize	28842	7145	1675	8133	*	*	*	33374	7728
Sorghum	-	-	-	*	*	-	-	*	*
Finger millet	-	-	-	*	*	-	-	*	*
Oats / 'Aja'	-	-	-	*	*	-	-	-	-
Rice	-	-	-	-	-	-	-	-	-
Masho	-	-	-	-	-	-	-	-	-
Pulses	*	*	*	25578	13356	-	-	13283	2622
Horse / Faba beans	*	*	*	3971	599	-	-	11086	1740
Field Peas	*	*	*	4190	*	-	-	3404	*
Haricot beans white	-	-	-	*	*	-	-	-	-
Haricot beans red	-	-	-	-	-	-	-	-	-
Chick peas	*	*	*	*	*	-	-	*	*
Lentils	*	*	*	*	*	-	-	*	*
Vetch / Grass peas	-	-	-	*	*	-	-	-	-
Soya beans	-	-	-	*	*	-	-	-	-
Fenugreek	-	-	-	*	*	-	-	-	-
Gibto	-	-	-	-	-	-	-	-	-
Oilseeds	-	-	-	8944	2620	-	-	2125	*
Neug	-	-	-	*	*	-	-	*	*
Linseed	-	-	-	7453	2601	-	-	*	*
Groundnuts	-	-	-	-	-	-	-	-	-
Safflower	-	-	-	-	-	-	-	-	-
Sesame	-	-	-	-	-	-	-	-	-
Rapeseed	-	-	-	*	*	-	-	*	*
Vegetables	-	-	-	*	*	*	*	1655	*
Lettuce	-	-	-	-	-	-	-	-	-
Head cabbage	-	-	-	*	*	*	*	*	*
Ethiopian cabbage	-	-	-	*	*	*	*	*	*
Tomatoes	-	-	-	-	-	*	*	*	*
Green peppers	-	-	-	*	*	*	*	*	*
Red peppers	-	-	-	-	-	*	*	*	*
Swiss chard	-	-	-	-	-	*	*	*	*
Root crops	*	*	-	21554	962	*	*	13358	*
Beetroot	*	*	-	*	*	*	*	-	-
Carrot	-	-	-	-	-	*	*	-	-
Onion	-	-	-	-	-	*	*	*	*
Potatoes	-	-	-	19241	945	-	-	*	*
Yam	-	-	-	-	-	-	-	-	-
Garlic	-	-	-	2898	*	-	-	*	*
Taro 'Godere'	-	-	-	-	-	-	-	-	-
Sweet potatoes	-	-	-	-	-	*	*	*	*
Other Temporary	-	-	-	-	-	*	*	*	*
Permanent crops	-	-	-	*	*	*	*	*	*
Avocado	-	-	-	*	*	*	*	*	*
Bananas	-	-	-	-	-	-	-	-	-
Guava	-	-	-	-	-	-	-	-	-
Lemons	-	-	-	-	-	-	-	-	-
Mangoes	-	-	-	-	-	-	-	-	-
Oranges	-	-	-	-	-	-	-	-	-
Papayas	-	-	-	-	-	-	-	-	-
Pineapples	-	-	-	-	-	-	-	-	-
Stimulant	*	*	-	*	*	*	*	3062	*
Chat	-	-	-	*	*	-	-	*	*
Coffee	*	*	-	-	-	*	*	*	*
Hops / 'Gesho'	-	-	-	*	*	-	-	*	*
Enset	-	-	-	2867	*	-	-	-	-
Sugar cane	-	-	-	*	*	*	*	*	*
Other permanent	-	-	-	-	-	-	-	-	-

Table 1.4.14 Number of Holders, Inputs Applied Area and Quantity of Inputs used

Guji

Crop type	All Crop Area	All Fertilizers		Natural		DAP		
		Hectare	Quintal	Holder	Hectare	Holder	Hectare	Quintal
All	178756	69166	16822	122627	45545	34709	20656	14991
Cereals	85965	38980	15378	61896	17062	34377	19500	13960
Teff	13816	1857	*	*	*	*	*	*
Barley	20140	14072	4885	24173	6453	14558	5957	3962
Wheat	3623	1498	810	1850	590	2398	*	*
Maize	48372	21544	8769	49470	9692	19194	11676	8637
Sorghum	*	*	-	*	*	-	-	-
Finger millet	-	-	-	-	-	-	-	-
Oats / 'Aja'	-	-	-	-	-	-	-	-
Rice	-	-	-	-	-	-	-	-
Masho	-	-	-	-	-	-	-	-
Pulses	30094	9621	811	43483	8544	4952	688	557
Horse / Faba beans	6453	2446	*	20743	1939	3041	*	*
Field Peas	3242	2055	*	11647	1667	*	*	*
Haricot beans white	*	*	*	4102	*	*	*	*
Haricot beans red	11835	*	-	14310	*	-	-	-
Chick peas	*	*	*	-	-	*	*	*
Lentils	-	-	-	-	-	-	-	-
Vetch / Grass peas	-	-	-	-	-	-	-	-
Soya beans	*	*	-	*	*	-	-	-
Fenugreek	*	-	-	-	-	-	-	-
Gibto	-	-	-	-	-	-	-	-
Oilseeds	*	*	-	*	*	-	-	-
Neug	-	-	-	-	-	-	-	-
Linseed	*	*	-	*	*	-	-	-
Groundnuts	-	-	-	-	-	-	-	-
Safflower	*	-	-	-	-	-	-	-
Sesame	-	-	-	-	-	-	-	-
Rapeseed	*	-	-	-	-	-	-	-
Vegetables	2857	1486	*	60047	1459	*	*	*
Lettuce	-	-	-	-	-	-	-	-
Head cabbage	*	*	*	4399	*	-	-	-
Ethiopian cabbage	2512	1282	*	57823	1260	*	*	*
Tomatoes	*	-	-	-	-	-	-	-
Green peppers	152	38	-	4981	38	-	-	-
Red peppers	*	*	-	*	*	*	*	-
Swiss chard	*	-	-	-	-	-	-	-
Root crops	1124	604	*	15975	545	*	*	*
Beetroot	*	*	-	*	*	-	-	-
Carrot	*	*	-	*	*	-	-	-
Onion	*	*	-	*	*	-	-	-
Potatoes	427	222	*	8449	177	*	*	*
Yam	*	-	-	-	-	-	-	-
Garlic	*	*	-	*	*	-	-	-
Taro 'Godere'	*	-	-	-	-	-	-	-
Sweet potatoes	382	*	*	*	*	*	*	*
Other Temporary	*	*	-	31508	*	*	*	-
Permanent crops	1344	87	-	6680	82	-	-	-
Avocado	*	12	-	2029	*	-	-	-
Bananas	801	72	-	4306	72	-	-	-
Guava	*	*	-	*	*	-	-	-
Lemons	*	-	-	-	-	-	-	-
Mangoes	*	-	-	-	-	-	-	-
Oranges	*	-	-	-	-	-	-	-
Papayas	*	*	-	*	*	-	-	-
Pineapples	-	-	-	-	-	-	-	-
Stimulant	23508	4225	-	25480	3990	-	-	-
Chat	*	*	-	1738	*	-	-	-
Coffee	22481	3986	-	24377	3884	-	-	-
Hops / 'Gesho'	-	-	-	-	-	-	-	-
Enset	31331	12849	-	92173	12574	-	-	-
Sugar cane	698	*	-	*	*	-	-	-
Other permanent	*	*	-	*	*	-	-	-

(Table 1.4.14 cont'd.)

Guji

Crop type	UREA			UREA + DAP			INDIGENOUS SEED		
	Holder	Hectare	Quintal	Holder	Hectare	Quintal	Holder	Hectare	Quintal
All	*	*	*	*	*	*	235729	155488	59337
Cereals	*	*	*	*	*	*	174251	68594	45992
Teff	*	*	*	-	-	-	42667	13599	5450
Barley	*	*	*	*	*	*	65600	19702	23222
Wheat	*	*	*	*	*	*	15559	3552	5645
Maize	*	*	*	-	-	-	125435	31728	11669
Sorghum	-	-	-	-	-	-	*	*	*
Finger millet	-	-	-	-	-	-	-	-	-
Oats / 'Aja'	-	-	-	-	-	-	-	-	-
Rice	-	-	-	-	-	-	-	-	-
Masho	-	-	-	-	-	-	-	-	-
Pulses	*	*	*	*	*	*	119065	30063	13330
Horse / Faba beans	*	*	*	-	-	-	48583	6453	5310
Field Peas	-	-	-	*	*	*	19406	3218	2097
Haricot beans white	*	*	*	-	-	-	24325	*	*
Haricot beans red	-	-	-	-	-	-	47250	11827	-
Chick peas	-	-	-	-	-	-	*	*	*
Lentils	-	-	-	-	-	-	-	-	-
Vetch / Grass peas	-	-	-	-	-	-	-	-	-
Soya beans	-	-	-	-	-	-	*	*	*
Fenugreek	-	-	-	-	-	-	*	*	*
Gibto	-	-	-	-	-	-	-	-	-
Oilseeds	-	-	-	-	-	-	1359	*	*
Neug	-	-	-	-	-	-	-	-	-
Linseed	-	-	-	-	-	-	*	*	*
Groundnuts	-	-	-	-	-	-	-	-	-
Safflower	-	-	-	-	-	-	*	*	*
Sesame	-	-	-	-	-	-	-	-	-
Rapeseed	-	-	-	-	-	-	*	*	*
Vegetables	*	*	*	-	-	-	111841	2740	-
Lettuce	-	-	-	-	-	-	-	-	-
Head cabbage	*	*	*	-	-	-	3621	*	*
Ethiopian cabbage	-	-	-	-	-	-	108764	2499	-
Tomatoes	-	-	-	-	-	-	*	*	-
Green peppers	-	-	-	-	-	-	11393	152	-
Red peppers	-	-	-	-	-	-	*	*	-
Swiss chard	-	-	-	-	-	-	*	*	-
Root crops	-	-	-	-	-	-	35183	1120	-
Beetroot	-	-	-	-	-	-	*	*	-
Carrot	-	-	-	-	-	-	-	-	-
Onion	-	-	-	-	-	-	*	*	-
Potatoes	-	-	-	-	-	-	16257	424	-
Yam	-	-	-	-	-	-	*	*	-
Garlic	-	-	-	-	-	-	*	*	-
Taro 'Godere'	-	-	-	-	-	-	*	*	-
Sweet potatoes	-	-	-	-	-	-	11270	382	-
Other Temporary	-	-	-	-	-	-	46633	*	-
Permanent crops	-	-	-	-	-	-	29714	1334	-
Avocado	-	-	-	-	-	-	10279	*	-
Bananas	-	-	-	-	-	-	20619	793	-
Guava	-	-	-	-	-	-	*	*	-
Lemons	-	-	-	-	-	-	*	*	-
Mangoes	-	-	-	-	-	-	*	*	-
Oranges	-	-	-	-	-	-	*	*	-
Papayas	-	-	-	-	-	-	*	*	-
Pineapples	-	-	-	-	-	-	-	-	-
Stimulant	-	-	-	-	-	-	87296	19041	-
Chat	-	-	-	-	-	-	9362	*	-
Coffee	-	-	-	-	-	-	84105	18015	-
Hops / 'Gesho'	-	-	-	-	-	-	-	-	-
Enset	-	-	-	-	-	-	165681	30095	-
Sugar cane	-	-	-	-	-	-	11410	665	-
Other permanent	-	-	-	-	-	-	*	*	-

(Table 1.4.14 Cont'd.)

Crop type	IMPROVED SEED			PESTICIDE		IRRIGATION		EXTENSION PACKAGE	
	Holder	Hectare	Quintal	Holder	Hectare	Holder	Hectare	Holder	Hectare
All	43726	21937	5112	*	*	*	*	38635	21715
Cereals	29926	17298	4795	*	*	-	-	35497	20162
Teff	*	*	*	*	*	-	-	*	*
Barley	*	*	*	*	*	-	-	13533	6102
Wheat	*	*	*	*	*	-	-	*	*
Maize	29067	16644	4171	*	*	-	-	19550	11853
Sorghum	-	-	-	-	-	-	-	-	-
Finger millet	-	-	-	-	-	-	-	-	-
Oats / 'Aja'	-	-	-	-	-	-	-	-	-
Rice	-	-	-	-	-	-	-	-	-
Masho	-	-	-	-	-	-	-	-	-
Pulses	*	*	*	*	*	-	-	5739	904
Horse / Faba beans	-	-	-	-	-	-	-	2606	*
Field Peas	*	*	*	*	*	-	-	*	*
Haricot beans white	-	-	-	-	-	-	-	*	*
Haricot beans red	*	*	-	*	*	-	-	*	*
Chick peas	-	-	-	-	-	-	-	-	-
Lentils	-	-	-	-	-	-	-	-	-
Vetch / Grass peas	-	-	-	-	-	-	-	-	-
Soya beans	-	-	-	-	-	-	-	-	-
Fenugreek	-	-	-	-	-	-	-	-	-
Gibto	-	-	-	-	-	-	-	-	-
Oilseeds	-	-	-	-	-	-	-	-	-
Neug	-	-	-	-	-	-	-	-	-
Linseed	-	-	-	-	-	-	-	-	-
Groundnuts	-	-	-	-	-	-	-	-	-
Safflower	-	-	-	-	-	-	-	-	-
Sesame	-	-	-	-	-	-	-	-	-
Rapeseed	-	-	-	-	-	-	-	-	-
Vegetables	*	*	-	*	*	*	*	2698	*
Lettuce	-	-	-	-	-	-	-	-	-
Head cabbage	*	*	-	*	*	-	-	*	*
Ethiopian cabbage	*	*	-	*	*	*	*	2446	23
Tomatoes	-	-	-	-	-	-	-	-	-
Green peppers	-	-	-	-	-	-	-	-	-
Red peppers	-	-	-	-	-	-	-	-	-
Swiss chard	-	-	-	-	-	-	-	-	-
Root crops	*	*	-	*	*	*	*	*	*
Beetroot	*	*	-	-	-	-	-	-	-
Carrot	*	*	-	-	-	-	-	-	-
Onion	-	-	-	-	-	-	-	-	-
Potatoes	*	*	-	-	-	*	*	*	*
Yam	-	-	-	-	-	-	-	-	-
Garlic	-	-	-	-	-	-	-	-	-
Taro 'Godere'	-	-	-	-	-	-	-	-	-
Sweet potatoes	-	-	-	*	*	-	-	*	*
Other Temporary	-	-	-	-	-	*	*	*	*
Permanent crops	-	-	-	-	-	*	*	*	*
Avocado	-	-	-	-	-	-	-	-	-
Bananas	-	-	-	-	-	*	*	*	*
Guava	-	-	-	-	-	-	-	-	-
Lemons	-	-	-	-	-	-	-	-	-
Mangoes	-	-	-	-	-	-	-	-	-
Oranges	-	-	-	-	-	-	-	-	-
Papayas	-	-	-	-	-	-	-	-	-
Pineapples	-	-	-	-	-	-	-	-	-
Stimulant	13992	*	-	*	*	*	*	1178	*
Chat	-	-	-	*	*	-	-	-	-
Coffee	13992	*	-	-	-	*	*	1178	*
Hops / 'Geshe'	-	-	-	-	-	-	-	-	-
Enset	-	-	-	*	*	*	*	-	-
Sugar cane	-	-	-	-	-	*	*	-	-
Other permanent	-	-	-	-	-	-	-	-	-

Table1.4.15 Number of Holders, Inputs Applied Area and Quantity of Inputs used

Kelem

Crop type	All Crop Area	All Fertilizers		Natural		DAP		
		Hectare	Quintal	Holder	Hectare	Holder	Hectare	Quintal
All	222239	48543	32427	107848	18695	6733	1330	647
Cereals	141953	39294	29175	85296	13778	5003	1033	*
Teff	21912	5114	2471	2508	198	2030	341	100
Barley	3582	376	*	4673	302	*	-	-
Wheat	7262	2294	1432	3394	465	*	*	*
Maize	56101	26959	23165	80364	10579	1040	*	72
Sorghum	33709	2826	*	12114	1723	*	*	*
Finger millet	18979	1673	703	2623	*	*	*	*
Oats / 'Aja'	*	*	-	*	*	-	-	-
Rice	*	*	*	*	*	-	-	-
Masho	*	*	*	-	-	-	-	-
Pulses	16343	1506	273	29001	1135	*	*	*
Horse / Faba beans	5278	660	*	7878	473	*	*	*
Field Peas	3286	237	*	2756	130	*	*	*
Haricot beans white	960	111	*	5086	*	-	-	-
Haricot beans red	4409	221	*	7815	191	-	-	-
Chick peas	1263	*	-	*	*	-	-	-
Lentils	*	*	*	*	*	-	-	-
Vetch / Grass peas	*	*	-	*	*	-	-	-
Soya beans	*	*	*	*	*	-	-	-
Fenugreek	625	225	*	12453	217	-	-	-
Gibto	*	-	-	-	-	-	-	-
Oilseeds	6014	1042	428	21059	767	*	*	*
Neug	*	*	-	*	*	-	-	-
Linseed	200	*	*	*	*	-	-	-
Groundnuts	132	*	*	*	*	-	-	-
Safflower	*	*	-	*	*	-	-	-
Sesame	752	*	-	*	*	-	-	-
Rapeseed	1778	838	*	18918	599	*	*	*
Vegetables	8595	4060	1949	44337	859	*	*	*
Lettuce	-	-	-	-	-	-	-	-
Head cabbage	131	94	*	9819	88	-	-	-
Ethiopian cabbage	136	71	-	8816	71	-	-	-
Tomatoes	*	*	-	*	*	-	-	-
Green peppers	169	70	*	10721	58	-	-	-
Red peppers	8155	3822	1921	26908	639	*	*	*
Swiss chard	-	-	-	-	-	-	-	-
Root crops	1860	431	*	27415	215	-	-	-
Beetroot	28	16	*	4872	15	-	-	-
Carrot	2	*	*	*	*	-	-	-
Onion	329	*	*	3528	24	-	-	-
Potatoes	*	*	*	*	*	-	-	-
Yam	-	-	-	-	-	-	-	-
Garlic	187	*	*	8856	*	-	-	-
Taro 'Godere'	139	66	*	11221	66	-	-	-
Sweet potatoes	*	*	*	4639	26	-	-	-
Other Temporary	2388	525	*	32560	500	*	*	*
Permanent crops	1768	298	*	24941	250	*	*	*
Avocado	26	*	*	1175	*	-	-	-
Bananas	1192	192	*	18471	185	-	-	-
Guava	*	-	-	-	-	-	-	-
Lemons	*	*	*	*	*	-	-	-
Mangoes	299	60	*	5662	53	-	-	-
Oranges	28	*	*	*	*	-	-	-
Papayas	*	*	*	4110	5	-	-	-
Pineapples	*	-	-	-	-	-	-	-
Stimulant	42428	1206	*	27209	1009	*	*	*
Chat	*	*	*	9638	*	-	-	-
Coffee	39772	589	*	18447	573	-	-	-
Hops / 'Gesho'	100	*	*	1469	*	-	-	-
Enset	309	152	*	18268	150	-	-	-
Sugar cane	542	*	*	1737	*	-	-	-
Other permanent	38	*	*	1395	*	-	-	-

(Table 1.4.15 cont'd.)

Crop type	UREA			UREA + DAP			INDIGENOUS SEED		
	Holder	Hectare	Quintal	Holder	Hectare	Quintal	Holder	Hectare	Quintal
All	25619	3555	1541	76038	24964	30238	186717	204838	66336
Cereals	8517	1347	474	72789	23136	28247	173739	127067	55745
Teff	2024	*	117	13023	4142	2254	64197	21784	7791
Barley	-	-	-	*	*	*	35255	3582	5363
Wheat	*	*	*	8778	1705	1365	39334	7252	11361
Maize	2729	*	*	60449	15716	22865	158630	41485	13793
Sorghum	*	*	*	3817	1075	*	127985	33651	9316
Finger millet	2665	337	88	3716	398	*	100856	18928	7888
Oats / 'Aja'	-	-	-	-	-	-	1933	*	*
Rice	*	*	*	-	-	-	*	*	*
Masho	-	-	-	*	*	*	*	*	-
Pulses	*	*	*	1816	157	131	105149	16292	8716
Horse / Faba beans	*	*	*	*	*	*	45405	5278	4461
Field Peas	-	-	-	*	*	*	26061	3286	2453
Haricot beans white	*	*	*	-	-	-	20572	931	738
Haricot beans red	*	*	*	*	*	*	48880	4409	-
Chick peas	-	-	-	-	-	-	10556	1263	658
Lentils	-	-	-	*	*	*	1126	*	*
Vetch / Grass peas	-	-	-	-	-	-	*	*	*
Soya beans	-	-	-	*	*	*	5558	*	117
Fenugreek	-	-	-	*	*	*	25682	625	227
Gibto	-	-	-	-	-	-	*	*	*
Oilseeds	*	*	*	3280	*	*	66123	6014	*
Neug	-	-	-	-	-	-	16473	*	400
Linseed	-	-	-	*	*	*	7504	200	21
Groundnuts	*	*	*	-	-	-	5585	132	*
Safflower	-	-	-	-	-	-	*	*	*
Sesame	-	-	-	-	-	-	4736	752	*
Rapeseed	*	*	*	*	*	*	40533	1778	*
Vegetables	17445	1978	912	*	*	*	113975	8571	-
Lettuce	-	-	-	-	-	-	-	-	-
Head cabbage	*	*	*	*	*	*	15878	125	-
Ethiopian cabbage	-	-	-	-	-	-	14355	136	-
Tomatoes	-	-	-	-	-	-	*	*	-
Green peppers	*	*	*	-	-	-	22137	150	-
Red peppers	17000	1964	899	*	*	*	84491	8155	-
Swiss chard	-	-	-	-	-	-	-	-	-
Root crops	*	*	*	*	*	*	67695	1738	-
Beetroot	*	*	*	*	*	*	8528	*	-
Carrot	-	-	-	*	*	*	2450	2	-
Onion	*	*	*	-	-	-	8915	*	-
Potatoes	*	*	*	-	-	-	*	*	-
Yam	-	-	-	-	-	-	-	-	-
Garlic	*	*	*	-	-	-	16774	187	-
Taro 'Godere'	*	*	*	-	-	-	23573	139	-
Sweet potatoes	*	*	*	*	*	*	28807	*	-
Other Temporary	*	*	*	*	*	*	69981	2381	-
Permanent crops							88132	1759	
Avocado							5376	26	
Bananas							65766	1183	
Guava							1020	*	
Lemons							*	*	
Mangoes							32495	299	
Oranges							6338	28	
Papayas							15640	*	
Pineapples							*	*	
Stimulant							143875	40169	
Chat							37317	*	
Coffee							129590	37532	
Hops / 'Gesho'							9861	97	
Enset							41679	292	
Sugar cane							8511	518	
Other permanent							6603	38	

(Table 1.4.15 Cont'd.)

Crop type	IMPROVED SEED			PESTICIDE		IRRIGATION		EXTENSION PACKAGE	
	Holder	Hectare	Quintal	Holder	Hectare	Holder	Hectare	Holder	Hectare
All	63316	16597	3136	74615	28013	1992	71	62161	17182
Cereals	57615	14866	3102	74421	27751	*	*	58794	15567
Teff	*	*	*	34202	12302	-	-	2951	*
Barley	-	-	-	*	*	-	-	*	*
Wheat	*	*	*	16923	3083	-	-	3177	*
Maize	56312	14606	3030	*	*	*	*	52030	13472
Sorghum	*	*	*	14541	3504	-	-	2466	*
Finger millet	*	*	*	40761	7875	-	-	*	*
Oats / 'Aja'	-	-	-	*	*	-	-	-	-
Rice	-	-	-	*	*	-	-	-	-
Masho	*	*	-	-	-	-	-	*	*
Pulses	737	*	*	*	*	-	-	2606	*
Horse / Faba beans	-	-	-	*	*	-	-	*	*
Field Peas	-	-	-	*	*	-	-	*	*
Haricot beans white	*	*	*	*	*	-	-	*	*
Haricot beans red	-	-	-	-	-	-	-	-	-
Chick peas	-	-	-	-	-	-	-	-	-
Lentils	-	-	-	-	-	-	-	-	-
Vetch / Grass peas	-	-	-	-	-	-	-	-	-
Soya beans	*	*	*	-	-	-	-	*	*
Fenugreek	-	-	-	-	-	-	-	-	-
Gibto	-	-	-	-	-	-	-	-	-
Oilseeds	-	-	-	*	*	*	*	*	*
Neug	-	-	-	*	*	-	-	-	-
Linseed	-	-	-	*	*	-	-	-	-
Groundnuts	-	-	-	-	-	-	-	-	-
Safflower	-	-	-	-	-	-	-	-	-
Sesame	-	-	-	-	-	-	-	-	-
Rapeseed	-	-	-	-	-	*	*	*	*
Vegetables	*	*	-	*	*	-	-	*	*
Lettuce	-	-	-	-	-	-	-	-	-
Head cabbage	*	*	-	*	*	-	-	*	*
Ethiopian cabbage	-	-	-	-	-	-	-	*	*
Tomatoes	-	-	-	-	-	-	-	-	-
Green peppers	-	-	-	-	-	-	-	-	-
Red peppers	-	-	-	*	*	-	-	*	*
Swiss chard	-	-	-	-	-	-	-	-	-
Root crops	*	*	-	-	-	-	-	*	*
Beetroot	*	*	-	-	-	-	-	*	*
Carrot	-	-	-	-	-	-	-	*	*
Onion	*	*	-	-	-	-	-	*	*
Potatoes	-	-	-	-	-	-	-	-	-
Yam	-	-	-	-	-	-	-	-	-
Garlic	-	-	-	-	-	-	-	-	-
Taro 'Godere'	-	-	-	-	-	-	-	*	*
Sweet potatoes	*	*	-	-	-	-	-	*	*
Other Temporary	*	*	-	*	*	-	-	996	*
Permanent crops	-	-	-	-	-	*	*	*	*
Avocado	-	-	-	-	-	-	-	-	-
Bananas	-	-	-	-	-	-	-	*	*
Guava	-	-	-	-	-	-	-	-	-
Lemons	-	-	-	-	-	-	-	-	-
Mangoes	-	-	-	-	-	-	-	*	*
Oranges	-	-	-	-	-	-	-	-	-
Papayas	-	-	-	-	-	*	*	-	-
Pineapples	-	-	-	-	-	-	-	-	-
Stimulant	9393	1549	-	*	*	*	*	4637	1008
Chat	-	-	-	-	-	-	-	-	-
Coffee	9393	1549	-	*	*	*	*	4184	1002
Hops / 'Geshe'	-	-	-	-	-	*	*	*	*
Enset	-	-	-	*	*	-	-	-	-
Sugar cane	-	-	-	*	*	*	*	-	-
Other permanent	-	-	-	*	*	-	-	-	-

Table 1.4.16 Number of Holders, Inputs Applied Area and Quantity of Inputs used

Horoguduru

Crop type	All Crop Area	All Fertilizers		Natural		DAP		
		Hectare	Quintal	Holder	Hectare	Holder	Hectare	Quintal
All	286842	152686	173252	85035	16028	65566	61480	46494
Cereals	191648	135299	162491	57413	10285	59752	53540	42031
Teff	88700	62276	50558	5288	1128	50086	47221	36895
Barley	15336	7202	4900	20269	2457	8424	1516	1141
Wheat	27290	23599	33394	4905	691	6962	2029	1849
Maize	50131	41882	73593	49041	5706	11952	2768	2139
Sorghum	9497	*	*	*	*	-	-	-
Finger millet	*	*	-	*	*	-	-	-
Oats / 'Aja'	246	62	36	742	*	*	*	*
Rice	*	-	-	-	-	-	-	-
Masho	*	*	*	-	-	*	*	*
Pulses	22420	9683	4997	32616	3070	18619	5319	3776
Horse / Faba beans	9181	5106	2615	20267	1869	13980	2899	2272
Field Peas	8325	4258	2140	9413	1004	10858	2358	1410
Haricot beans white	*	*	-	*	*	-	-	-
Haricot beans red	*	*	*	*	*	*	*	*
Chick peas	243	*	-	*	*	-	-	-
Lentils	-	-	-	-	-	-	-	-
Vetch / Grass peas	-	-	-	-	-	-	-	-
Soya beans	*	-	-	-	-	-	-	-
Fenugreek	137	80	*	15082	76	-	-	-
Gibto	*	-	-	-	-	-	-	-
Oilseeds	68579	5989	5000	26057	1359	5857	2415	499
Neug	52214	3614	461	2011	694	2352	2258	*
Linseed	503	*	*	*	*	-	-	-
Groundnuts	*	*	-	*	*	-	-	-
Safflower	218	*	-	*	*	-	-	-
Sesame	*	*	*	*	*	-	-	-
Rapeseed	3018	2141	4534	24112	626	4214	157	182
Vegetables	416	200	14	34166	183	805	*	4
Lettuce	*	*	-	*	*	-	-	-
Head cabbage	19	11	-	9019	11	-	-	-
Ethiopian cabbage	22	18	*	3847	17	-	-	-
Tomatoes	*	*	-	*	*	-	-	-
Green peppers	189	117	*	25318	116	*	*	*
Red peppers	185	53	*	4117	38	661	*	*
Swiss chard	*	*	-	*	*	-	-	-
Root crops	815	545	*	55275	544	*	*	*
Beetroot	21	10	-	8829	10	-	-	-
Carrot	3	*	-	1473	*	-	-	-
Onion	69	55	*	13765	53	*	*	*
Potatoes	365	*	-	5258	*	-	-	-
Yam	-	-	-	-	-	-	-	-
Garlic	347	212	-	49619	212	-	-	-
Taro 'Godere'	*	-	-	-	-	-	-	-
Sweet potatoes	9	5	-	1094	5	-	-	-
Other Temporary	1313	449	448	33557	258	938	*	*
Permanent crops	178	37	-	5909	37	-	-	-
Avocado	*	*	-	*	*	-	-	-
Bananas	59	16	-	4380	16	-	-	-
Guava	-	-	-	-	-	-	-	-
Lemons	*	*	-	*	*	-	-	-
Mangoes	*	*	-	573	*	-	-	-
Oranges	*	*	-	*	*	-	-	-
Papayas	*	*	-	*	*	-	-	-
Pineapples	-	-	-	-	-	-	-	-
Stimulant	1099	392	-	21455	248	-	-	-
Chat	84	24	-	4432	23	-	-	-
Coffee	*	*	-	4726	40	-	-	-
Hops / 'Geshe'	395	197	-	20068	185	-	-	-
Enset	*	*	-	1664	*	-	-	-
Sugar cane	268	*	-	*	*	-	-	-
Other permanent	*	*	-	5665	15	-	-	-

(Table 1.4.16 cont'd.)

Horoguduru

Crop type	UREA			UREA + DAP			INDIGENOUS SEED		
	Holder	Hectare	Quintal	Holder	Hectare	Quintal	Holder	Hectare	Quintal
All	4342	1901	1062	77509	73277	125695	123379	252891	205039
Cereals	3826	1854	1025	76664	69621	119435	119356	157853	169941
Teff	643	*	94	20082	13654	13570	92646	88398	58612
Barley	-	-	-	13846	3229	3759	54424	15311	36113
Wheat	*	*	*	42174	20638	31337	59249	27154	68274
Maize	2528	1331	715	56549	32078	70739	78527	16799	4687
Sorghum	*	*	*	-	-	-	15083	9497	1756
Finger millet	-	-	-	-	-	-	*	*	*
Oats / 'Aja'	-	-	-	591	*	30	4273	246	344
Rice	-	-	-	-	-	-	*	*	*
Masho	-	-	-	-	-	-	*	*	-
Pulses	*	*	*	6458	1281	1216	80901	22420	23449
Horse / Faba beans	*	*	*	2363	325	337	57263	9181	11064
Field Peas	-	-	-	4765	896	730	43549	8325	10484
Haricot beans white	*	*	*	-	-	-	1860	*	*
Haricot beans red	-	-	-	*	*	*	*	*	-
Chick peas	-	-	-	-	-	-	2043	243	*
Lentils	-	-	-	-	-	-	-	-	-
Vetch / Grass peas	-	-	-	-	-	-	-	-	-
Soya beans	-	-	-	-	-	-	*	*	*
Fenugreek	-	-	-	*	*	*	23563	137	123
Gibto	-	-	-	-	-	-	*	*	*
Oilseeds	*	*	*	16322	2185	4472	96018	68562	11648
Neug	-	-	-	1010	*	143	61932	52203	7383
Linseed	-	-	-	*	*	*	4379	503	209
Groundnuts	-	-	-	-	-	-	10081	*	*
Safflower	-	-	-	-	-	-	2342	218	*
Sesame	-	-	-	*	*	*	13072	*	*
Rapeseed	*	*	*	15711	1329	4324	49820	3012	442
Vegetables	*	*	*	*	*	*	54527	414	-
Lettuce	-	-	-	-	-	-	*	*	*
Head cabbage	-	-	-	-	-	-	12511	18	-
Ethiopian cabbage	-	-	-	*	*	*	4981	22	-
Tomatoes	-	-	-	-	-	-	*	*	-
Green peppers	-	-	-	-	-	-	33998	188	-
Red peppers	*	*	*	*	*	*	14853	185	-
Swiss chard	-	-	-	-	-	-	*	*	-
Root crops	-	-	-	*	*	*	83551	807	-
Beetroot	-	-	-	-	-	-	12942	21	-
Carrot	-	-	-	-	-	-	2261	3	-
Onion	-	-	-	*	*	*	18258	62	-
Potatoes	-	-	-	-	-	-	8078	365	-
Yam	-	-	-	-	-	-	-	-	-
Garlic	-	-	-	-	-	-	75975	347	-
Taro 'Godere'	-	-	-	-	-	-	*	*	-
Sweet potatoes	-	-	-	-	-	-	2486	9	-
Other Temporary	-	-	-	2921	121	355	53477	1313	-
Permanent crops	-	-	-	-	-	-	13750	177	-
Avocado	-	-	-	-	-	-	*	*	-
Bananas	-	-	-	-	-	-	7631	58	-
Guava	-	-	-	-	-	-	-	-	-
Lemons	-	-	-	-	-	-	*	*	-
Mangoes	-	-	-	-	-	-	*	*	-
Oranges	-	-	-	-	-	-	*	*	-
Papayas	-	-	-	-	-	-	*	*	-
Pineapples	-	-	-	-	-	-	-	-	-
Stimulant	-	-	-	-	-	-	37783	1021	-
Chat	-	-	-	-	-	-	8894	77	-
Coffee	-	-	-	-	-	-	8594	*	-
Hops / 'Gesho'	-	-	-	-	-	-	32339	337	-
Enset	-	-	-	-	-	-	*	*	-
Sugar cane	-	-	-	-	-	-	4485	243	-
Other permanent	-	-	-	-	-	-	8255	*	-

(Table 1.4.16 Cont'd.)

Crop type	IMPROVED SEED			PESTICIDE		IRRIGATION		EXTENSION PACKAGE	
	Holder	Hectare	Quintal	Holder	Hectare	Holder	Hectare	Holder	Hectare
All	62294	33812	8181	72198	82206	*	*	65147	41283
Cereals	61498	33775	8181	71876	81851	*	*	64668	39411
Teff	1054	*	59	59813	56639	-	-	2859	1371
Barley	*	*	*	8890	2017	*	*	692	*
Wheat	*	*	*	38452	18846	-	-	6419	*
Maize	61099	33311	7945	*	*	-	-	60646	35220
Sorghum	-	-	-	*	*	-	-	-	-
Finger millet	-	-	-	-	-	-	-	-	-
Oats / 'Aja'	-	-	-	*	*	-	-	-	-
Rice	-	-	-	-	-	-	-	-	-
Masho	-	-	-	-	-	-	-	-	-
Pulses	*	*	-	-	-	-	-	1802	367
Horse / Faba beans	-	-	-	-	-	-	-	1576	332
Field Peas	-	-	-	-	-	-	-	*	*
Haricot beans white	-	-	-	-	-	-	-	-	-
Haricot beans red	-	-	-	-	-	-	-	-	-
Chick peas	-	-	-	-	-	-	-	-	-
Lentils	-	-	-	-	-	-	-	-	-
Vetch / Grass peas	-	-	-	-	-	-	-	-	-
Soya beans	-	-	-	-	-	-	-	-	-
Fenugreek	*	*	-	-	-	-	-	-	-
Gibto	-	-	-	-	-	-	-	-	-
Oilseeds	*	*	-	*	*	-	-	16175	1358
Neug	-	-	-	*	*	-	-	*	*
Linseed	-	-	-	-	-	-	-	-	-
Groundnuts	-	-	-	*	*	-	-	*	*
Safflower	-	-	-	-	-	-	-	-	-
Sesame	-	-	-	-	-	-	-	-	-
Rapeseed	*	*	-	-	-	-	-	15515	1101
Vegetables	*	*	-	-	-	-	-	*	*
Lettuce	-	-	-	-	-	-	-	-	-
Head cabbage	*	*	-	-	-	-	-	-	-
Ethiopian cabbage	-	-	-	-	-	-	-	-	-
Tomatoes	-	-	-	-	-	-	-	-	-
Green peppers	*	*	-	-	-	-	-	*	*
Red peppers	-	-	-	-	-	-	-	-	-
Swiss chard	*	*	-	-	-	-	-	*	*
Root crops	1388	*	-	*	*	*	*	*	*
Beetroot	*	*	-	-	-	-	-	-	-
Carrot	*	*	-	-	-	-	-	-	-
Onion	985	*	-	-	-	*	*	*	*
Potatoes	-	-	-	-	-	*	*	-	-
Yam	-	-	-	-	-	-	-	-	-
Garlic	-	-	-	*	*	-	-	-	-
Taro 'Godere'	-	-	-	-	-	-	-	-	-
Sweet potatoes	-	-	-	-	-	-	-	-	-
Other Temporary	-	-	-	*	*	-	-	3207	71
Permanent crops	-	-	-	-	-	*	*	*	*
Avocado	-	-	-	-	-	-	-	-	-
Bananas	-	-	-	-	-	*	*	*	*
Guava	-	-	-	-	-	-	-	-	-
Lemons	-	-	-	-	-	-	-	-	-
Mangoes	-	-	-	-	-	-	-	*	*
Oranges	-	-	-	-	-	-	-	-	-
Papayas	-	-	-	-	-	-	-	-	-
Pineapples	-	-	-	-	-	-	-	-	-
Stimulant	812	*	-	*	*	*	*	1961	19
Chat	-	-	-	-	-	*	*	*	*
Coffee	*	*	-	*	*	*	*	*	*
Hops / 'Gesho'	-	-	-	-	-	*	*	*	*
Enset	-	-	-	-	-	-	-	-	-
Sugar cane	-	-	-	-	-	*	*	-	-
Other permanent	-	-	-	-	-	-	-	*	*

Table 1.4.17 Number of Holders, Inputs Applied Area and Quantity of Inputs used

West Arsi

Crop type	All Crop Area	All Fertilizers		Natural		DAP		
		Hectare	Quintal	Holder	Hectare	Holder	Hectare	Quintal
All	375448	277056	220746	275612	39480	290703	177389	142216
Cereals	286941	223586	189291	124668	16029	272074	157273	123621
Teff	23030	14472	8792	9063	918	34204	9271	5005
Barley	61625	46877	37679	17786	*	128869	38775	31751
Wheat	114841	102968	99486	*	*	96389	73018	57517
Maize	70084	52915	40654	100095	10302	137991	31443	27409
Sorghum	9126	2756	1054	8988	507	16312	*	856
Finger millet	*	3299	1453	4859	*	19929	*	911
Oats / 'Aja'	*	*	*	*	*	*	*	*
Rice	*	*	*	-	-	*	*	*
Masho	-	-	-	-	-	-	-	-
Pulses	29255	16072	12957	36954	1363	54183	11021	8960
Horse / Faba beans	3461	1644	909	11813	410	13684	1068	556
Field Peas	*	*	*	*	*	*	*	*
Haricot beans white	*	*	-	*	*	-	-	-
Haricot beans red	15383	11819	10908	25975	876	35173	7463	*
Chick peas	*	-	-	-	-	-	-	-
Lentils	*	*	*	*	*	*	*	*
Vetch / Grass peas	*	*	*	-	-	*	*	*
Soya beans	-	-	-	-	-	-	-	-
Fenugreek	*	*	*	*	*	*	*	*
Gibto	-	-	-	-	-	-	-	-
Oilseeds	2346	*	*	3723	*	5290	*	*
Neug	*	-	-	-	-	-	-	-
Linseed	1903	*	*	*	*	*	*	*
Groundnuts	*	*	*	-	-	*	*	*
Safflower	-	-	-	-	-	-	-	-
Sesame	-	-	-	-	-	-	-	-
Rapeseed	*	*	*	3276	*	*	*	*
Vegetables	4663	3563	*	184779	1879	9182	1142	*
Lettuce	*	*	*	*	*	*	*	-
Head cabbage	*	*	*	8814	*	*	*	*
Ethiopian cabbage	2891	2139	*	180494	1737	3967	*	*
Tomatoes	*	*	*	-	-	*	*	*
Green peppers	55	37	*	17739	35	*	*	*
Red peppers	*	*	*	*	*	*	*	*
Swiss chard	*	*	-	*	*	-	-	-
Root crops	14398	13436	14889	52427	853	90277	7156	7550
Beetroot	343	*	*	10384	*	*	*	*
Carrot	*	*	*	*	*	-	-	-
Onion	*	*	-	*	*	-	-	-
Potatoes	13451	12717	14601	21255	470	81892	6904	7361
Yam	*	*	-	*	*	-	-	-
Garlic	*	*	*	18757	*	8204	*	*
Taro 'Godere'	-	-	-	-	-	-	-	-
Sweet potatoes	*	*	*	*	*	*	*	*
Other Temporary	1746	762	262	67573	540	4899	*	*
Permanent crops	*	*	*	28648	*	*	*	*
Avocado	40	33	*	8459	33	*	*	*
Bananas	*	*	*	19080	*	*	*	*
Guava	*	-	-	-	-	-	-	-
Lemons	-	-	-	-	-	-	-	-
Mangoes	*	*	*	*	*	*	*	*
Oranges	*	*	*	*	*	*	*	*
Papayas	*	*	*	3317	*	*	*	*
Pineapples	-	-	-	-	-	-	-	-
Stimulant	*	*	*	19351	*	*	*	*
Chat	*	*	*	6847	*	*	*	*
Coffee	*	*	*	13866	*	*	*	*
Hops / 'Gesho'	*	*	*	*	*	*	*	*
Enset	26498	17483	*	184598	17189	*	*	*
Sugar cane	*	*	*	5331	*	*	*	*
Other permanent	23	10	*	7423	10	*	*	*

(Table 1.4.17 cont'd.)

West Arsi

Crop type	UREA			UREA + DAP			INDIGENOUS SEED		
	Holder	Hectare	Quintal	Holder	Hectare	Quintal	Holder	Hectare	Quintal
All	11147	3319	2130	86926	56868	76400	445996	317152	496635
Cereals	7545	2627	1803	70983	47657	63867	380748	232206	474642
Teff	1852	*	*	13414	3902	3588	73089	20715	11289
Barley	*	*	*	15723	4167	5473	188384	61256	167743
Wheat	*	*	*	41136	28701	41456	143884	106158	274324
Maize	*	*	*	32771	10317	12689	189033	26717	15432
Sorghum	*	*	*	*	*	*	55695	9126	2288
Finger millet	*	*	*	*	*	*	46451	*	2432
Oats / 'Aja'	-	-	-	-	-	-	*	*	*
Rice	-	-	-	-	-	-	*	*	*
Masho	-	-	-	-	-	-	-	-	-
Pulses	*	*	*	19811	*	3907	148630	28806	19590
Horse / Faba beans	-	-	-	*	*	*	43125	3461	6770
Field Peas	-	-	-	-	-	-	11503	*	*
Haricot beans white	-	-	-	-	-	-	*	*	*
Haricot beans red	*	*	*	18382	*	*	92586	14934	-
Chick peas	-	-	-	-	-	-	*	*	*
Lentils	-	-	-	-	-	-	*	*	*
Vetch / Grass peas	-	-	-	*	*	*	*	*	*
Soya beans	-	-	-	-	-	-	-	-	-
Fenugreek	-	-	-	-	-	-	*	*	*
Gibto	-	-	-	-	-	-	-	-	-
Oilseeds	*	*	*	*	*	*	22713	2346	*
Neug	-	-	-	-	-	-	*	*	*
Linseed	-	-	-	-	-	-	11399	1903	*
Groundnuts	-	-	-	-	-	-	*	*	-
Safflower	-	-	-	-	-	-	-	-	-
Sesame	-	-	-	-	-	-	-	-	-
Rapeseed	*	*	*	*	*	*	11095	*	*
Vegetables	*	*	*	3068	*	*	252197	4047	-
Lettuce	-	-	-	-	-	-	*	*	-
Head cabbage	-	-	-	*	*	*	16978	*	-
Ethiopian cabbage	*	*	*	*	*	*	240687	2891	-
Tomatoes	-	-	-	*	*	*	*	*	-
Green peppers	-	-	-	-	-	-	27640	54	-
Red peppers	-	-	-	*	*	*	*	*	-
Swiss chard	-	-	-	-	-	-	*	*	-
Root crops	*	*	*	24048	5043	*	172276	14271	-
Beetroot	*	*	*	*	*	*	20766	316	-
Carrot	-	-	-	-	-	-	7710	*	-
Onion	-	-	-	-	-	-	*	*	-
Potatoes	*	*	*	21660	4964	*	125946	13351	-
Yam	-	-	-	-	-	-	*	*	-
Garlic	-	-	-	*	*	*	39309	*	-
Taro 'Godere'	-	-	-	-	-	-	-	-	-
Sweet potatoes	-	-	-	-	-	-	*	*	-
Other Temporary	*	*	*	*	*	*	111262	1746	-
Permanent crops							39875	*	
Avocado							8956	*	
Bananas							30632	*	
Guava							*	*	
Lemons							-	-	
Mangoes							*	*	
Oranges							*	*	
Papayas							*	*	
Pineapples							-	-	
Stimulant							*	*	
Chat							13166	*	
Coffee							*	*	
Hops / 'Gesho'							*	*	
Enset							222953	25953	
Sugar cane							9917	*	
Other permanent							9887	18	

(Table 1.4.17 Cont'd.)

West Arsi

Crop type	IMPROVED SEED			PESTICIDE		IRRIGATION		EXTENSION PACKAGE	
	Holder	Hectare	Quintal	Holder	Hectare	Holder	Hectare	Holder	Hectare
All	141974	58205	34130	221456	158160	6186	*	278033	184419
Cereals	125531	54670	34130	200366	152040	*	*	254734	162339
Teff	*	*	*	55982	17049	-	-	29359	7937
Barley	*	*	*	93105	34091	*	*	71470	27175
Wheat	14453	8683	18175	132045	97276	-	-	85045	69810
Maize	116649	43367	14344	8915	*	-	-	167162	52837
Sorghum	-	-	-	*	*	-	-	15484	1556
Finger millet	-	-	-	*	*	-	-	31713	2867
Oats / 'Aja'	-	-	-	*	*	-	-	*	*
Rice	-	-	-	-	-	-	-	-	-
Masho	-	-	-	-	-	-	-	-	-
Pulses	*	*	-	4074	*	-	-	53693	8621
Horse / Faba beans	-	-	-	*	*	-	-	8470	563
Field Peas	-	-	-	-	-	-	-	*	*
Haricot beans white	-	-	-	-	-	-	-	*	*
Haricot beans red	*	*	-	*	*	-	-	42226	6588
Chick peas	-	-	-	-	-	-	-	-	-
Lentils	-	-	-	*	*	-	-	-	-
Vetch / Grass peas	-	-	-	-	-	-	-	*	*
Soya beans	-	-	-	-	-	-	-	-	-
Fenugreek	-	-	-	-	-	-	-	*	*
Gibto	-	-	-	-	-	-	-	-	-
Oilseeds	-	-	-	-	-	-	-	*	*
Neug	-	-	-	-	-	-	-	-	-
Linseed	-	-	-	-	-	-	-	*	*
Groundnuts	-	-	-	-	-	-	-	-	-
Safflower	-	-	-	-	-	-	-	-	-
Sesame	-	-	-	-	-	-	-	-	-
Rapeseed	-	-	-	-	-	-	-	*	*
Vegetables	5347	*	-	8824	*	*	*	22637	*
Lettuce	-	-	-	-	-	-	-	*	*
Head cabbage	2830	*	-	*	*	-	-	*	*
Ethiopian cabbage	-	-	-	5872	*	*	*	17812	*
Tomatoes	*	*	-	*	*	*	*	*	*
Green peppers	*	*	-	*	*	*	*	*	*
Red peppers	-	-	-	-	-	*	*	-	-
Swiss chard	*	*	-	-	-	-	-	-	-
Root crops	4557	*	-	26641	3778	*	*	66542	9107
Beetroot	*	*	-	*	*	-	-	*	*
Carrot	-	-	-	-	-	-	-	*	*
Onion	*	*	-	-	-	-	-	*	*
Potatoes	*	*	-	22810	3566	*	*	56181	8813
Yam	-	-	-	-	-	-	-	-	-
Garlic	-	-	-	*	*	*	*	*	*
Taro 'Godere'	-	-	-	-	-	-	-	-	-
Sweet potatoes	-	-	-	-	-	-	-	*	*
Other Temporary	-	-	-	*	*	*	*	20996	472
Permanent crops	-	-	-	-	-	*	*	5455	42
Avocado	-	-	-	-	-	*	*	*	*
Bananas	-	-	-	-	-	*	*	4607	*
Guava	-	-	-	-	-	-	-	-	-
Lemons	-	-	-	-	-	-	-	-	-
Mangoes	-	-	-	-	-	-	-	-	-
Oranges	-	-	-	-	-	-	-	-	-
Papayas	-	-	-	-	-	*	*	*	*
Pineapples	-	-	-	-	-	-	-	-	-
Stimulant	*	*	-	*	*	*	*	*	*
Chat	-	-	-	*	*	-	-	*	*
Coffee	*	*	-	*	*	*	*	*	*
Hops / 'Gesho'	-	-	-	-	-	-	-	*	*
Enset	-	-	-	*	*	*	*	*	*
Sugar cane	-	-	-	*	*	*	*	*	*
Other permanent	-	-	-	-	-	*	*	*	*

Table1.5. Number of Holders, Inputs Applied Area and Quantity of Inputs used

Somalie Region

Crop type	All Crop Area	All Fertilizers		Natural		DAP		
		Hectare	Quintal	Holder	Hectare	Holder	Hectare	Quintal
All	81157	3610	*	11991	2722	*	*	*
Cereals	67666	*	*	8078	1438	*	*	*
Teff	*	-	-	-	-	-	-	-
Barley	*	-	-	-	-	-	-	-
Wheat	*	-	-	-	-	-	-	-
Maize	30096	963	*	7227	826	*	*	*
Sorghum	30628	*	*	2672	*	*	*	*
Finger millet	-	-	-	-	-	-	-	-
Oats / 'Aja'	*	-	-	-	-	-	-	-
Rice	*	-	-	-	-	-	-	-
Masho	-	-	-	-	-	-	-	-
Pulses	2878	*	*	6840	*	*	*	*
Horse / Faba beans	-	-	-	-	-	-	-	-
Field Peas	*	-	-	-	-	-	-	-
Haricot beans white	*	*	*	*	*	*	*	*
Haricot beans red	1798	*	-	5575	*	-	-	-
Chick peas	*	-	-	-	-	-	-	-
Lentils	-	-	-	-	-	-	-	-
Vetch / Grass peas	-	-	-	-	-	-	-	-
Soya beans	*	-	-	-	-	-	-	-
Fenugreek	*	-	-	-	-	-	-	-
Gibto	*	-	-	-	-	-	-	-
Oilseeds	*	*	*	*	*	*	*	*
Neug	-	-	-	-	-	-	-	-
Linseed	*	-	-	-	-	-	-	-
Groundnuts	*	*	*	*	*	*	*	*
Safflower	-	-	-	-	-	-	-	-
Sesame	*	-	-	-	-	-	-	-
Rapeseed	-	-	-	-	-	-	-	-
Vegetables	*	*	-	*	*	-	-	-
Lettuce	-	-	-	-	-	-	-	-
Head cabbage	-	-	-	-	-	-	-	-
Ethiopian cabbage	*	-	-	-	-	-	-	-
Tomatoes	*	*	-	*	*	-	-	-
Green peppers	*	*	-	*	*	-	-	-
Red peppers	*	-	-	-	-	-	-	-
Swiss chard	-	-	-	-	-	-	-	-
Root crops	1149	*	*	*	*	-	-	-
Beetroot	-	-	-	-	-	-	-	-
Carrot	*	-	-	-	-	-	-	-
Onion	1045	*	*	*	*	-	-	-
Potatoes	*	-	-	-	-	-	-	-
Yam	*	-	-	-	-	-	-	-
Garlic	*	-	-	-	-	-	-	-
Taro 'Godere'	-	-	-	-	-	-	-	-
Sweet potatoes	*	*	-	*	*	-	-	-
Other Temporary	*	*	-	*	*	-	-	-
Permanent crops	390	103	-	1412	101	-	-	-
Avocado	-	-	-	-	-	-	-	-
Bananas	*	*	-	*	*	-	-	-
Guava	*	*	-	*	*	-	-	-
Lemons	30	*	-	426	*	-	-	-
Mangoes	34	*	-	*	*	-	-	-
Oranges	147	*	-	908	*	-	-	-
Papayas	*	*	-	*	*	-	-	-
Pineapples	-	-	-	-	-	-	-	-
Stimulant	6286	163	-	1500	155	-	-	-
Chat	6265	161	-	1457	152	-	-	-
Coffee	*	*	-	*	*	-	-	-
Hops / 'Geshe'	-	-	-	-	-	-	-	-
Enset	-	-	-	-	-	-	-	-
Sugar cane	-	-	-	-	-	-	-	-
Other permanent	*	*	-	*	*	-	-	-

(Table 1.5.cont'd.)

Somalie Region

Crop type	UREA			UREA + DAP			INDIGENOUS SEED		
	Holder	Hectare	Quintal	Holder	Hectare	Quintal	Holder	Hectare	Quintal
All	*	*	*	*	*	*	122845	79434	31484
Cereals	*	*	*	*	*	*	114799	67248	29467
Teff	-	-	-	-	-	-	*	*	-
Barley	-	-	-	-	-	-	4542	*	656
Wheat	-	-	-	-	-	-	11822	*	*
Maize	*	*	*	*	*	*	91663	29890	14056
Sorghum	*	*	*	*	*	*	67896	30416	11283
Finger millet	-	-	-	-	-	-	-	-	-
Oats / 'Aja'	-	-	-	-	-	-	*	*	*
Rice	-	-	-	-	-	-	*	*	*
Masho	-	-	-	-	-	-	-	-	-
Pulses	-	-	-	-	-	-	22272	2878	*
Horse / Faba beans	-	-	-	-	-	-	-	-	-
Field Peas	-	-	-	-	-	-	*	*	-
Haricot beans	-	-	-	-	-	-	-	-	-
white	-	-	-	-	-	-	9947	*	*
Haricot beans red	-	-	-	-	-	-	11078	1798	-
Chick peas	-	-	-	-	-	-	*	*	*
Lentils	-	-	-	-	-	-	-	-	-
Vetch / Grass peas	-	-	-	-	-	-	-	-	-
Soya beans	-	-	-	-	-	-	-	-	-
Fenugreek	-	-	-	-	-	-	*	*	*
Gibto	-	-	-	-	-	-	*	*	*
Oilseeds	-	-	-	-	-	-	*	*	*
Neug	-	-	-	-	-	-	-	-	-
Linseed	-	-	-	-	-	-	*	*	*
Groundnuts	-	-	-	-	-	-	*	*	*
Safflower	-	-	-	-	-	-	-	-	-
Sesame	-	-	-	-	-	-	*	*	*
Rapeseed	-	-	-	-	-	-	-	-	-
Vegetables	-	-	-	-	-	-	6366	*	-
Lettuce	-	-	-	-	-	-	-	-	-
Head cabbage	-	-	-	-	-	-	-	-	-
Ethiopian cabbage	-	-	-	-	-	-	*	*	-
Tomatoes	-	-	-	-	-	-	5666	*	-
Green peppers	-	-	-	-	-	-	*	*	-
Red peppers	-	-	-	-	-	-	*	*	-
Swiss chard	-	-	-	-	-	-	-	-	-
Root crops	-	-	-	*	*	*	8056	1130	-
Beetroot	-	-	-	-	-	-	-	-	-
Carrot	-	-	-	-	-	-	*	*	-
Onion	-	-	-	*	*	*	6355	1026	-
Potatoes	-	-	-	-	-	-	*	*	-
Yam	-	-	-	-	-	-	*	*	-
Garlic	-	-	-	-	-	-	*	*	-
Taro 'Godere'	-	-	-	-	-	-	-	-	-
Sweet potatoes	-	-	-	-	-	-	909	*	-
Other Temporary	-	-	-	-	-	-	*	*	-
Permanent crops	-	-	-	-	-	-	5275	323	-
Avocado	-	-	-	-	-	-	-	-	-
Bananas	-	-	-	-	-	-	*	*	-
Guava	-	-	-	-	-	-	*	*	-
Lemons	-	-	-	-	-	-	1248	25	-
Mangoes	-	-	-	-	-	-	*	20	-
Oranges	-	-	-	-	-	-	1661	*	-
Papayas	-	-	-	-	-	-	*	*	-
Pineapples	-	-	-	-	-	-	-	-	-
Stimulant	-	-	-	-	-	-	19330	5078	-
Chat	-	-	-	-	-	-	19052	5058	-
Coffee	-	-	-	-	-	-	*	*	-
Hops / 'Gesho'	-	-	-	-	-	-	-	-	-
Enset	-	-	-	-	-	-	-	-	-
Sugar cane	-	-	-	-	-	-	-	-	-
Other permanent	-	-	-	-	-	-	1055	*	-

(Table 1.5 Cont'd.)

Somalie Region

Crop type	IMPROVED SEED			PESTICIDE		IRRIGATION		EXTENSION PACKAGE	
	Holder	Hectare	Quintal	Holder	Hectare	Holder	Hectare	Holder	Hectare
All	1817	*	*	*	*	8664	3149	1900	*
Cereals	*	*	*	*	*	8046	2372	1843	*
Teff	-	-	-	-	-	-	-	-	-
Barley	-	-	-	-	-	-	-	-	-
Wheat	-	-	-	-	-	-	-	-	-
Maize	*	*	*	-	-	6081	1303	*	*
Sorghum	247	*	*	*	*	3820	1068	702	*
Finger millet	-	-	-	-	-	-	-	-	-
Oats / 'Aja'	-	-	-	-	-	-	-	-	-
Rice	-	-	-	-	-	-	-	-	-
Masho	-	-	-	-	-	-	-	-	-
Pulses	-	-	-	-	-	*	*	-	-
Horse / Faba beans	-	-	-	-	-	-	-	-	-
Field Peas	-	-	-	-	-	*	*	-	-
Haricot beans white	-	-	-	-	-	*	*	-	-
Haricot beans red	-	-	-	-	-	-	-	-	-
Chick peas	-	-	-	-	-	-	-	-	-
Lentils	-	-	-	-	-	-	-	-	-
Vetch / Grass peas	-	-	-	-	-	-	-	-	-
Soya beans	-	-	-	-	-	-	-	-	-
Fenugreek	-	-	-	-	-	-	-	-	-
Gibto	-	-	-	-	-	-	-	-	-
Oilseeds	-	-	-	-	-	*	*	-	-
Neug	-	-	-	-	-	-	-	-	-
Linseed	-	-	-	-	-	-	-	-	-
Groundnuts	-	-	-	-	-	-	-	-	-
Safflower	-	-	-	-	-	-	-	-	-
Sesame	-	-	-	-	-	*	*	-	-
Rapeseed	-	-	-	-	-	*	*	*	*
Vegetables	*	*	-	-	-	-	-	-	-
Lettuce	-	-	-	-	-	-	-	-	-
Head cabbage	-	-	-	-	-	-	-	-	-
Ethiopian cabbage	-	-	-	-	-	*	*	-	-
Tomatoes	*	*	-	-	-	*	*	*	*
Green peppers	*	*	-	-	-	-	-	-	-
Red peppers	-	-	-	-	-	-	-	-	-
Swiss chard	-	-	-	-	-	-	-	-	-
Root crops	*	*	-	-	-	1574	39	*	*
Beetroot	-	-	-	-	-	-	-	-	-
Carrot	-	-	-	-	-	-	-	-	-
Onion	*	*	-	-	-	*	*	*	*
Potatoes	-	-	-	-	-	-	-	-	-
Yam	-	-	-	-	-	*	*	*	*
Garlic	-	-	-	-	-	-	-	-	-
Taro 'Godere'	-	-	-	-	-	-	-	-	-
Sweet potatoes	-	-	-	-	-	*	*	-	-
Other Temporary	-	-	-	-	-	-	-	-	-
Permanent crops	-	-	-	*	*	3583	314	*	*
Avocado	-	-	-	-	-	-	-	-	-
Bananas	-	-	-	-	-	1356	*	*	*
Guava	-	-	-	-	-	*	*	-	-
Lemons	-	-	-	*	*	1313	29	*	*
Mangoes	-	-	-	*	*	1277	*	*	*
Oranges	-	-	-	-	-	2092	147	*	*
Papayas	-	-	-	-	-	491	*	*	*
Pineapples	-	-	-	-	-	-	-	-	-
Stimulant	*	*	-	*	*	2518	*	*	*
Chat	-	-	-	*	*	2403	*	*	*
Coffee	-	-	-	*	*	*	*	*	*
Hops / 'Gesho'	-	-	-	-	-	-	-	-	-
Enset	-	-	-	-	-	-	-	-	-
Sugar cane	-	-	-	-	-	-	-	-	-
Other permanent	-	-	-	-	-	1218	*	*	*

Table1.5.1. Number of Holders, Inputs Applied Area and Quantity of Inputs used

Shinele

Crop type	All Crop Area	All Fertilizers		Natural		DAP		
		Hectare	Quintal	Holder	Hectare	Holder	Hectare	Quintal
All	2671	*	*	1876	395	*	*	*
Cereals	2051	*	*	1359	*	*	*	*
Teff	-	-	-	-	-	-	-	-
Barley	-	-	-	-	-	-	-	-
Wheat	-	-	-	-	-	-	-	-
Maize	243	*	*	922	*	*	*	*
Sorghum	1808	*	*	847	*	-	-	-
Finger millet	-	-	-	-	-	-	-	-
Oats / 'Aja'	-	-	-	-	-	-	-	-
Rice	-	-	-	-	-	-	-	-
Masho	-	-	-	-	-	-	-	-
Pulses	*	-	-	-	-	-	-	-
Horse / Faba beans	-	-	-	-	-	-	-	-
Field Peas	*	-	-	-	-	-	-	-
Haricot beans white	-	-	-	-	-	-	-	-
Haricot beans red	-	-	-	-	-	-	-	-
Chick peas	-	-	-	-	-	-	-	-
Lentils	-	-	-	-	-	-	-	-
Vetch / Grass peas	-	-	-	-	-	-	-	-
Soya beans	-	-	-	-	-	-	-	-
Fenugreek	-	-	-	-	-	-	-	-
Gibto	-	-	-	-	-	-	-	-
Oilseeds	*	-	-	-	-	-	-	-
Neug	-	-	-	-	-	-	-	-
Linseed	-	-	-	-	-	-	-	-
Groundnuts	-	-	-	-	-	-	-	-
Safflower	-	-	-	-	-	-	-	-
Sesame	*	-	-	-	-	-	-	-
Rapeseed	-	-	-	-	-	-	-	-
Vegetables	*	*	*	*	*	-	-	-
Lettuce	-	-	-	-	-	-	-	-
Head cabbage	-	-	-	-	-	-	-	-
Ethiopian cabbage	-	-	-	-	-	-	-	-
Tomatoes	*	*	-	*	*	-	-	-
Green peppers	-	-	-	-	-	-	-	-
Red peppers	-	-	-	-	-	-	-	-
Swiss chard	-	-	-	-	-	-	-	-
Root crops	*	*	*	*	*	-	-	-
Beetroot	-	-	-	-	-	-	-	-
Carrot	-	-	-	-	-	-	-	-
Onion	*	*	*	*	*	-	-	-
Potatoes	-	-	-	-	-	-	-	-
Yam	-	-	-	-	-	-	-	-
Garlic	-	-	-	-	-	-	-	-
Taro 'Godere'	-	-	-	-	-	-	-	-
Sweet potatoes	*	*	-	*	*	-	-	-
Other Temporary	-	-	-	-	-	-	-	-
Permanent crops	234	*	-	1286	*	-	-	-
Avocado	-	-	-	-	-	-	-	-
Bananas	*	*	-	*	*	-	-	-
Guava	*	*	-	*	*	-	-	-
Lemons	29	*	-	426	*	-	-	-
Mangoes	*	*	-	*	*	-	-	-
Oranges	147	*	-	908	*	-	-	-
Papayas	*	*	-	*	*	-	-	-
Pineapples	-	-	-	-	-	-	-	-
Stimulant	*	*	-	1077	*	-	-	-
Chat	*	*	-	1035	*	-	-	-
Coffee	*	*	-	*	*	-	-	-
Hops / 'Gesho'	-	-	-	-	-	-	-	-
Enset	-	-	-	-	-	-	-	-
Sugar cane	-	-	-	-	-	-	-	-
Other permanent	*	*	-	*	*	-	-	-

(Table 1.5.1 cont'd.)

Shinele Crop type	UREA			UREA + DAP			INDIGENOUS SEED		
	Holder	Hectare	Quintal	Holder	Hectare	Quintal	Holder	Hectare	Quintal
All	*	*	*	*	*	*	6386	2454	573
Cereals	*	*	*	*	*	*	5864	1980	573
Teff	-	-	-	-	-	-	-	-	-
Barley	-	-	-	-	-	-	-	-	-
Wheat	-	-	-	-	-	-	-	-	-
Maize	*	*	*	*	*	*	2182	206	84
Sorghum	*	*	*	*	*	*	5540	1774	489
Finger millet	-	-	-	-	-	-	-	-	-
Oats / 'Aja'	-	-	-	-	-	-	-	-	-
Rice	-	-	-	-	-	-	-	-	-
Masho	-	-	-	-	-	-	-	-	-
Pulses	-	-	-	-	-	-	*	*	*
Horse / Faba beans	-	-	-	-	-	-	*	*	*
Field Peas	-	-	-	-	-	-	-	-	-
Haricot beans white	-	-	-	-	-	-	-	-	-
Haricot beans red	-	-	-	-	-	-	-	-	-
Chick peas	-	-	-	-	-	-	-	-	-
Lentils	-	-	-	-	-	-	-	-	-
Vetch / Grass peas	-	-	-	-	-	-	-	-	-
Soya beans	-	-	-	-	-	-	-	-	-
Fenugreek	-	-	-	-	-	-	-	-	-
Gibto	-	-	-	-	-	-	-	-	-
Oilseeds	-	-	-	-	-	-	*	*	*
Neug	-	-	-	-	-	-	-	-	-
Linseed	-	-	-	-	-	-	-	-	-
Groundnuts	-	-	-	-	-	-	-	-	-
Safflower	-	-	-	-	-	-	-	-	-
Sesame	-	-	-	-	-	-	*	*	*
Rapeseed	-	-	-	-	-	-	*	*	*
Vegetables	-	-	-	-	-	-	*	*	*
Lettuce	-	-	-	-	-	-	-	-	-
Head cabbage	-	-	-	-	-	-	-	-	-
Ethiopian cabbage	-	-	-	-	-	-	*	*	*
Tomatoes	-	-	-	-	-	-	-	-	-
Green peppers	-	-	-	-	-	-	-	-	-
Red peppers	-	-	-	-	-	-	-	-	-
Swiss chard	-	-	-	-	-	-	-	-	-
Root crops	-	-	-	*	*	*	*	*	*
Beetroot	-	-	-	-	-	-	-	-	-
Carrot	-	-	-	-	-	-	-	-	-
Onion	-	-	-	*	*	*	-	-	-
Potatoes	-	-	-	-	-	-	-	-	-
Yam	-	-	-	-	-	-	-	-	-
Garlic	-	-	-	-	-	-	-	-	-
Taro 'Godere'	-	-	-	-	-	-	-	-	-
Sweet potatoes	-	-	-	-	-	-	*	*	*
Other Temporary	-	-	-	-	-	-	-	-	-
Permanent crops	-	-	-	-	-	-	2022	179	-
Avocado	-	-	-	-	-	-	-	-	-
Bananas	-	-	-	-	-	-	*	*	*
Guava	-	-	-	-	-	-	*	*	*
Lemons	-	-	-	-	-	-	1013	24	-
Mangoes	-	-	-	-	-	-	531	*	-
Oranges	-	-	-	-	-	-	1661	*	-
Papayas	-	-	-	-	-	-	321	*	-
Pineapples	-	-	-	-	-	-	-	-	-
Stimulant	-	-	-	-	-	-	2086	*	-
Chat	-	-	-	-	-	-	2029	*	-
Coffee	-	-	-	-	-	-	*	*	-
Hops / 'Gesho'	-	-	-	-	-	-	-	-	-
Enset	-	-	-	-	-	-	-	-	-
Sugar cane	-	-	-	-	-	-	-	-	-
Other permanent	-	-	-	-	-	-	*	*	-

(Table 1.5.1 Cont'd.)

Shinele

Crop type	IMPROVED SEED			PESTICIDE		IRRIGATION		EXTENSION PACKAGE	
	Holder	Hectare	Quintal	Holder	Hectare	Holder	Hectare	Holder	Hectare
All	667	*	*	*	*	3747	1733	*	*
Cereals	*	*	*	*	*	3586	1128	*	*
Teff	-	-	-	-	-	-	-	-	-
Barley	-	-	-	-	-	-	-	-	-
Wheat	-	-	-	-	-	-	-	-	-
Maize	*	*	*	-	-	1851	137	*	*
Sorghum	*	*	*	*	*	3148	991	*	*
Finger millet	-	-	-	-	-	-	-	-	-
Oats / 'Aja'	-	-	-	-	-	-	-	-	-
Rice	-	-	-	-	-	-	-	-	-
Masho	-	-	-	-	-	-	-	-	-
Pulses	-	-	-	-	-	*	*	-	-
Horse / Faba beans	-	-	-	-	-	-	-	-	-
Field Peas	-	-	-	-	-	*	*	-	-
Haricot beans white	-	-	-	-	-	-	-	-	-
Haricot beans red	-	-	-	-	-	-	-	-	-
Chick peas	-	-	-	-	-	-	-	-	-
Lentils	-	-	-	-	-	-	-	-	-
Vetch / Grass peas	-	-	-	-	-	-	-	-	-
Soya beans	-	-	-	-	-	-	-	-	-
Fenugreek	-	-	-	-	-	-	-	-	-
Gibto	-	-	-	-	-	-	-	-	-
Oilseeds	-	-	-	-	-	*	*	-	-
Neug	-	-	-	-	-	-	-	-	-
Linseed	-	-	-	-	-	-	-	-	-
Groundnuts	-	-	-	-	-	-	-	-	-
Safflower	-	-	-	-	-	-	-	-	-
Sesame	-	-	-	-	-	*	*	-	-
Rapeseed	-	-	-	-	-	-	-	-	-
Vegetables	*	*	-	-	-	*	*	*	*
Lettuce	-	-	-	-	-	-	-	-	-
Head cabbage	-	-	-	-	-	-	-	-	-
Ethiopian cabbage	-	-	-	-	-	-	-	-	-
Tomatoes	*	*	-	-	-	*	*	*	*
Green peppers	-	-	-	-	-	-	-	-	-
Red peppers	-	-	-	-	-	-	-	-	-
Swiss chard	-	-	-	-	-	-	-	-	-
Root crops	*	*	-	-	-	780	*	*	*
Beetroot	-	-	-	-	-	-	-	-	-
Carrot	-	-	-	-	-	-	-	-	-
Onion	*	*	-	-	-	*	*	*	*
Potatoes	-	-	-	-	-	-	-	-	-
Yam	-	-	-	-	-	-	-	-	-
Garlic	-	-	-	-	-	-	-	-	-
Taro 'Godere'	-	-	-	-	-	-	-	-	-
Sweet potatoes	-	-	-	-	-	*	*	-	-
Other Temporary	-	-	-	-	-	-	-	-	-
Permanent crops	-	-	-	*	*	2560	234	*	*
Avocado	-	-	-	-	-	-	-	-	-
Bananas	-	-	-	-	-	*	*	*	*
Guava	-	-	-	-	-	*	*	-	-
Lemons	-	-	-	*	*	1313	29	*	*
Mangoes	-	-	-	*	*	960	*	*	*
Oranges	-	-	-	-	-	2092	147	*	*
Papayas	-	-	-	-	-	*	*	-	-
Pineapples	-	-	-	-	-	-	-	-	-
Stimulant	*	*	-	*	*	2518	*	*	*
Chat	-	-	-	-	-	2403	*	*	*
Coffee	-	-	-	*	*	*	*	*	*
Hops / 'Gesho'	-	-	-	-	-	-	-	-	-
Enset	-	-	-	-	-	-	-	-	-
Sugar cane	-	-	-	-	-	-	-	-	-
Other permanent	-	-	-	-	-	1218	*	*	*

Table 1.5.2. Number of Holders, Inputs Applied Area and Quantity of Inputs used

Jijiga

Crop type	All Crop Area	All Fertilizers		Natural		DAP		
		Hectare	Quintal	Holder	Hectare	Holder	Hectare	Quintal
All	69379	*	*	*	*	*	*	*
Cereals	59038	*	*	*	*	*	*	*
Teff	*	-	-	-	-	-	-	-
Barley	*	-	-	-	-	-	-	-
Wheat	*	-	-	-	-	-	-	-
Maize	23439	*	*	*	*	*	*	*
Sorghum	28657	*	*	*	*	*	*	*
Finger millet	-	-	-	-	-	-	-	-
Oats / 'Aja'	*	-	-	-	-	-	-	-
Rice	*	-	-	-	-	-	-	-
Masho	-	-	-	-	-	-	-	-
Pulses	*	*	*	*	*	*	*	*
Horse / Faba beans	-	-	-	-	-	-	-	-
Field Peas	-	-	-	-	-	-	-	-
Haricot beans white	*	*	*	*	*	*	*	*
Haricot beans red	-	-	-	-	-	-	-	-
Chick peas	*	-	-	-	-	-	-	-
Lentils	-	-	-	-	-	-	-	-
Vetch / Grass peas	-	-	-	-	-	-	-	-
Soya beans	-	-	-	-	-	-	-	-
Fenugreek	*	-	-	-	-	-	-	-
Gibto	*	-	-	-	-	-	-	-
Oilseeds	*	*	*	*	*	*	*	*
Neug	-	-	-	-	-	-	-	-
Linseed	*	-	-	-	-	-	-	-
Groundnuts	*	*	*	*	*	*	*	*
Safflower	-	-	-	-	-	-	-	-
Sesame	-	-	-	-	-	-	-	-
Rapeseed	-	-	-	-	-	-	-	-
Vegetables	*	*	*	*	*	*	*	*
Lettuce	-	-	-	-	-	-	-	-
Head cabbage	-	-	-	-	-	-	-	-
Ethiopian cabbage	-	-	-	-	-	-	-	-
Tomatoes	*	*	*	*	*	*	*	*
Green peppers	*	*	*	*	*	*	*	*
Red peppers	*	-	-	-	-	-	-	-
Swiss chard	-	-	-	-	-	-	-	-
Root crops	1108	-	-	-	-	-	-	-
Beetroot	-	-	-	-	-	-	-	-
Carrot	*	-	-	-	-	-	-	-
Onion	1024	-	-	-	-	-	-	-
Potatoes	*	-	-	-	-	-	-	-
Yam	-	-	-	-	-	-	-	-
Garlic	*	-	-	-	-	-	-	-
Taro 'Godere'	-	-	-	-	-	-	-	-
Sweet potatoes	*	-	-	-	-	-	-	-
Other Temporary	*	*	*	*	*	*	*	*
Permanent crops	*	-	-	-	-	-	-	-
Avocado	-	-	-	-	-	-	-	-
Bananas	-	-	-	-	-	-	-	-
Guava	*	-	-	-	-	-	-	-
Lemons	-	-	-	-	-	-	-	-
Mangoes	*	-	-	-	-	-	-	-
Oranges	-	-	-	-	-	-	-	-
Papayas	-	-	-	-	-	-	-	-
Pineapples	-	-	-	-	-	-	-	-
Stimulant	5953	*	*	*	*	*	*	*
Chat	5939	*	*	*	*	*	*	*
Coffee	*	-	-	-	-	-	-	-
Hops / 'Geshe'	-	-	-	-	-	-	-	-
Enset	-	-	-	-	-	-	-	-
Sugar cane	-	-	-	-	-	-	-	-
Other permanent	*	-	-	-	-	-	-	-

(Table 1.5.2 cont'd.)

Jijiga

Crop type	UREA			UREA + DAP			INDIGENOUS SEED		
	Holder	Hectare	Quintal	Holder	Hectare	Quintal	Holder	Hectare	Quintal
All	-	-	-	*	*	*	84213	68047	28709
Cereals	-	-	-	*	*	*	81729	58861	26911
Teff	-	-	-	-	-	-	*	*	-
Barley	-	-	-	-	-	-	4542	*	656
Wheat	-	-	-	-	-	-	11822	*	*
Maize	-	-	-	-	-	-	62275	23439	12047
Sorghum	-	-	-	*	*	*	59768	28480	10737
Finger millet	-	-	-	-	-	-	-	-	-
Oats / 'Aja'	-	-	-	-	-	-	*	*	*
Rice	-	-	-	-	-	-	*	*	*
Masho	-	-	-	-	-	-	-	-	-
Pulses	-	-	-	-	-	-	*	*	*
Horse / Faba beans	-	-	-	-	-	-	-	-	-
Field Peas	-	-	-	-	-	-	*	*	*
Haricot beans white	-	-	-	-	-	-	-	-	-
Haricot beans red	-	-	-	-	-	-	*	*	*
Chick peas	-	-	-	-	-	-	-	-	-
Lentils	-	-	-	-	-	-	-	-	-
Vetch / Grass peas	-	-	-	-	-	-	-	-	-
Soya beans	-	-	-	-	-	-	-	-	-
Fenugreek	-	-	-	-	-	-	*	*	*
Gibto	-	-	-	-	-	-	*	*	*
Oilseeds	-	-	-	-	-	-	*	*	*
Neug	-	-	-	-	-	-	-	-	-
Linseed	-	-	-	-	-	-	*	*	*
Groundnuts	-	-	-	-	-	-	*	*	*
Safflower	-	-	-	-	-	-	-	-	-
Sesame	-	-	-	-	-	-	-	-	-
Rapeseed	-	-	-	-	-	-	-	-	-
Vegetables	-	-	-	-	-	-	5087	*	-
Lettuce	-	-	-	-	-	-	-	-	-
Head cabbage	-	-	-	-	-	-	-	-	-
Ethiopian cabbage	-	-	-	-	-	-	-	-	-
Tomatoes	-	-	-	-	-	-	4499	*	-
Green peppers	-	-	-	-	-	-	*	*	-
Red peppers	-	-	-	-	-	-	*	*	-
Swiss chard	-	-	-	-	-	-	-	-	-
Root crops	-	-	-	-	-	-	6749	1099	-
Beetroot	-	-	-	-	-	-	-	-	-
Carrot	-	-	-	-	-	-	*	*	-
Onion	-	-	-	-	-	-	5886	1014	-
Potatoes	-	-	-	-	-	-	*	*	-
Yam	-	-	-	-	-	-	-	-	-
Garlic	-	-	-	-	-	-	*	*	-
Taro 'Godere'	-	-	-	-	-	-	-	-	-
Sweet potatoes	-	-	-	-	-	-	*	*	-
Other Temporary	-	-	-	-	-	-	*	*	-
Permanent crops	-	-	-	-	-	-	*	*	-
Avocado	-	-	-	-	-	-	-	-	-
Bananas	-	-	-	-	-	-	-	-	-
Guava	-	-	-	-	-	-	*	*	-
Lemons	-	-	-	-	-	-	-	-	-
Mangoes	-	-	-	-	-	-	*	*	-
Oranges	-	-	-	-	-	-	-	-	-
Papayas	-	-	-	-	-	-	-	-	-
Pineapples	-	-	-	-	-	-	-	-	-
Stimulant	-	-	-	-	-	-	17244	4827	-
Chat	-	-	-	-	-	-	17024	4813	-
Coffee	-	-	-	-	-	-	*	*	-
Hops / 'Gesho'	-	-	-	-	-	-	-	-	-
Enset	-	-	-	-	-	-	-	-	-
Sugar cane	-	-	-	-	-	-	-	-	-
Other permanent	-	-	-	-	-	-	*	*	-

(Table 1.5.2 Cont'd.)

Jijiga

Crop type	IMPROVED SEED			PESTICIDE		IRRIGATION		EXTENSION PACKAGE	
	Holder	Hectare	Quintal	Holder	Hectare	Holder	Hectare	Holder	Hectare
All	*	*	-	*	*	*	*	*	*
Cereals	*	*	-	-	-	*	*	*	*
Teff	-	-	-	-	-	-	-	-	-
Barley	-	-	-	-	-	-	-	-	-
Wheat	-	-	-	-	-	-	-	-	-
Maize	-	-	-	-	-	-	-	*	*
Sorghum	*	*	-	-	-	*	*	*	*
Finger millet	-	-	-	-	-	-	-	-	-
Oats / 'Aja'	-	-	-	-	-	-	-	-	-
Rice	-	-	-	-	-	-	-	-	-
Masho	-	-	-	-	-	-	-	-	-
Pulses	-	-	-	-	-	-	-	-	-
Horse / Faba beans	-	-	-	-	-	-	-	-	-
Field Peas	-	-	-	-	-	-	-	-	-
Haricot beans white	-	-	-	-	-	-	-	-	-
Haricot beans red	-	-	-	-	-	-	-	-	-
Chick peas	-	-	-	-	-	-	-	-	-
Lentils	-	-	-	-	-	-	-	-	-
Vetch / Grass peas	-	-	-	-	-	-	-	-	-
Soya beans	-	-	-	-	-	-	-	-	-
Fenugreek	-	-	-	-	-	-	-	-	-
Gibto	-	-	-	-	-	-	-	-	-
Oilseeds	-	-	-	-	-	-	-	-	-
Neug	-	-	-	-	-	-	-	-	-
Linseed	-	-	-	-	-	-	-	-	-
Groundnuts	-	-	-	-	-	-	-	-	-
Safflower	-	-	-	-	-	-	-	-	-
Sesame	-	-	-	-	-	-	-	-	-
Rapeseed	-	-	-	-	-	-	-	-	-
Vegetables	*	*	-	-	-	-	-	-	-
Lettuce	-	-	-	-	-	-	-	-	-
Head cabbage	-	-	-	-	-	-	-	-	-
Ethiopian cabbage	-	-	-	-	-	-	-	-	-
Tomatoes	*	*	-	-	-	-	-	-	-
Green peppers	*	*	-	-	-	-	-	-	-
Red peppers	-	-	-	-	-	-	-	-	-
Swiss chard	-	-	-	-	-	-	-	-	-
Root crops	*	*	-	-	-	-	-	-	-
Beetroot	-	-	-	-	-	-	-	-	-
Carrot	-	-	-	-	-	-	-	-	-
Onion	*	*	-	-	-	-	-	-	-
Potatoes	-	-	-	-	-	-	-	-	-
Yam	-	-	-	-	-	-	-	-	-
Garlic	-	-	-	-	-	-	-	-	-
Taro 'Godere'	-	-	-	-	-	-	-	-	-
Sweet potatoes	-	-	-	-	-	-	-	-	-
Other Temporary	-	-	-	-	-	-	-	-	-
Permanent crops	-	-	-	-	-	-	-	-	-
Avocado	-	-	-	-	-	-	-	-	-
Bananas	-	-	-	-	-	-	-	-	-
Guava	-	-	-	-	-	-	-	-	-
Lemons	-	-	-	-	-	-	-	-	-
Mangoes	-	-	-	-	-	-	-	-	-
Oranges	-	-	-	-	-	-	-	-	-
Papayas	-	-	-	-	-	-	-	-	-
Pineapples	-	-	-	-	-	-	-	-	-
Stimulant	-	-	-	*	*	-	-	-	-
Chat	-	-	-	*	*	-	-	-	-
Coffee	-	-	-	-	-	-	-	-	-
Hops / 'Gesho'	-	-	-	-	-	-	-	-	-
Enset	-	-	-	-	-	-	-	-	-
Sugar cane	-	-	-	-	-	-	-	-	-
Other permanent	-	-	-	-	-	-	-	-	-

Table1.5.3 Number of Holders, Inputs Applied Area and Quantity of Inputs used

Liben

Crop type	All Crop Area	All Fertilizers		Natural		DAP		
		Hectare	Quintal	Holder	Hectare	Holder	Hectare	Quintal
All	9107	*	-	*	*	-	-	-
Cereals	6576	*	-	*	*	-	-	-
Teff	-	-	-	-	-	-	-	-
Barley	-	-	-	-	-	-	-	-
Wheat	-	-	-	-	-	-	-	-
Maize	6414	*	-	*	*	-	-	-
Sorghum	*	-	-	-	-	-	-	-
Finger millet	-	-	-	-	-	-	-	-
Oats / 'Aja'	-	-	-	-	-	-	-	-
Rice	-	-	-	-	-	-	-	-
Masho	-	-	-	-	-	-	-	-
Pulses	2311	*	-	5575	*	-	-	-
Horse / Faba beans	-	-	-	-	-	-	-	-
Field Peas	-	-	-	-	-	-	-	-
Haricot beans white	*	-	-	-	-	-	-	-
Haricot beans red	1798	*	-	5575	*	-	-	-
Chick peas	-	-	-	-	-	-	-	-
Lentils	-	-	-	-	-	-	-	-
Vetch / Grass peas	-	-	-	-	-	-	-	-
Soya beans	-	-	-	-	-	-	-	-
Fenugreek	-	-	-	-	-	-	-	-
Gibto	-	-	-	-	-	-	-	-
Oilseeds	*	-	-	-	-	-	-	-
Neug	-	-	-	-	-	-	-	-
Linseed	-	-	-	-	-	-	-	-
Groundnuts	-	-	-	-	-	-	-	-
Safflower	-	-	-	-	-	-	-	-
Sesame	*	-	-	-	-	-	-	-
Rapeseed	-	-	-	-	-	-	-	-
Vegetables	*	-	-	-	-	-	-	-
Lettuce	-	-	-	-	-	-	-	-
Head cabbage	-	-	-	-	-	-	-	-
Ethiopian cabbage	*	-	-	-	-	-	-	-
Tomatoes	*	-	-	-	-	-	-	-
Green peppers	-	-	-	-	-	-	-	-
Red peppers	-	-	-	-	-	-	-	-
Swiss chard	-	-	-	-	-	-	-	-
Root crops	*	-	-	-	-	-	-	-
Beetroot	-	-	-	-	-	-	-	-
Carrot	-	-	-	-	-	-	-	-
Onion	*	-	-	-	-	-	-	-
Potatoes	-	-	-	-	-	-	-	-
Yam	*	-	-	-	-	-	-	-
Garlic	-	-	-	-	-	-	-	-
Taro 'Godere'	-	-	-	-	-	-	-	-
Sweet potatoes	-	-	-	-	-	-	-	-
Other Temporary	*	-	-	-	-	-	-	-
Permanent crops	*	*	-	*	*	-	-	-
Avocado	-	-	-	-	-	-	-	-
Bananas	*	*	-	*	*	-	-	-
Guava	-	-	-	-	-	-	-	-
Lemons	*	-	-	-	-	-	-	-
Mangoes	*	-	-	-	-	-	-	-
Oranges	-	-	-	-	-	-	-	-
Papayas	*	*	-	*	*	-	-	-
Pineapples	-	-	-	-	-	-	-	-
Stimulant	-	-	-	-	-	-	-	-
Chat	-	-	-	-	-	-	-	-
Coffee	-	-	-	-	-	-	-	-
Hops / 'Gesho'	-	-	-	-	-	-	-	-
Enset	-	-	-	-	-	-	-	-
Sugar cane	-	-	-	-	-	-	-	-
Other permanent	-	-	-	-	-	-	-	-

(Table 1.5.3 cont'd.)

Crop type	UREA			UREA + DAP			INDIGENOUS SEED		
	Holder	Hectare	Quintal	Holder	Hectare	Quintal	Holder	Hectare	Quintal
All	-	-	-	-	-	-	32246	8933	2202
Cereals	-	-	-	-	-	-	27206	6407	1983
Teff	-	-	-	-	-	-	-	-	-
Barley	-	-	-	-	-	-	-	-	-
Wheat	-	-	-	-	-	-	-	-	-
Maize	-	-	-	-	-	-	27206	6245	1925
Sorghum	-	-	-	-	-	-	*	*	*
Finger millet	-	-	-	-	-	-	-	-	-
Oats / 'Aja'	-	-	-	-	-	-	-	-	-
Rice	-	-	-	-	-	-	-	-	-
Masho	-	-	-	-	-	-	-	-	-
Pulses	-	-	-	-	-	-	14077	2311	*
Horse / Faba beans	-	-	-	-	-	-	-	-	-
Field Peas	-	-	-	-	-	-	-	-	-
Haricot beans	-	-	-	-	-	-	-	-	-
white	-	-	-	-	-	-	*	*	*
Haricot beans red	-	-	-	-	-	-	11078	1798	-
Chick peas	-	-	-	-	-	-	-	-	-
Lentils	-	-	-	-	-	-	-	-	-
Vetch / Grass peas	-	-	-	-	-	-	-	-	-
Soya beans	-	-	-	-	-	-	-	-	-
Fenugreek	-	-	-	-	-	-	-	-	-
Gibto	-	-	-	-	-	-	-	-	-
Oilseeds	-	-	-	-	-	-	*	*	*
Neug	-	-	-	-	-	-	-	-	-
Linseed	-	-	-	-	-	-	-	-	-
Groundnuts	-	-	-	-	-	-	-	-	-
Safflower	-	-	-	-	-	-	-	-	-
Sesame	-	-	-	-	-	-	*	*	*
Rapeseed	-	-	-	-	-	-	-	-	-
Vegetables	-	-	-	-	-	-	*	*	-
Lettuce	-	-	-	-	-	-	-	-	-
Head cabbage	-	-	-	-	-	-	-	-	-
Ethiopian cabbage	-	-	-	-	-	-	*	*	-
Tomatoes	-	-	-	-	-	-	*	*	-
Green peppers	-	-	-	-	-	-	-	-	-
Red peppers	-	-	-	-	-	-	-	-	-
Swiss chard	-	-	-	-	-	-	-	-	-
Root crops	-	-	-	-	-	-	*	*	-
Beetroot	-	-	-	-	-	-	-	-	-
Carrot	-	-	-	-	-	-	-	-	-
Onion	-	-	-	-	-	-	*	*	-
Potatoes	-	-	-	-	-	-	-	-	-
Yam	-	-	-	-	-	-	*	*	-
Garlic	-	-	-	-	-	-	-	-	-
Taro 'Godere'	-	-	-	-	-	-	-	-	-
Sweet potatoes	-	-	-	-	-	-	-	-	-
Other Temporary	-	-	-	-	-	-	*	*	-
Permanent crops	-	-	-	-	-	-	2582	*	-
Avocado	-	-	-	-	-	-	-	-	-
Bananas	-	-	-	-	-	-	*	*	-
Guava	-	-	-	-	-	-	-	-	-
Lemons	-	-	-	-	-	-	*	*	-
Mangoes	-	-	-	-	-	-	*	*	-
Oranges	-	-	-	-	-	-	-	-	-
Papayas	-	-	-	-	-	-	*	*	-
Pineapples	-	-	-	-	-	-	-	-	-
Stimulant	-	-	-	-	-	-	-	-	-
Chat	-	-	-	-	-	-	-	-	-
Coffee	-	-	-	-	-	-	-	-	-
Hops / 'Gesho'	-	-	-	-	-	-	-	-	-
Enset	-	-	-	-	-	-	-	-	-
Sugar cane	-	-	-	-	-	-	-	-	-
Other permanent	-	-	-	-	-	-	-	-	-

(Table 1.5.3 Cont'd.)

Liben

Crop type	IMPROVED SEED			PESTICIDE		IRRIGATION		EXTENSION PACKAGE	
	Holder	Hectare	Quintal	Holder	Hectare	Holder	Hectare	Holder	Hectare
All	*	*	*	-	-	4687	1353	*	*
Cereals	*	*	*	-	-	4230	1180	*	*
Teff	-	-	-	-	-	-	-	-	-
Barley	-	-	-	-	-	-	-	-	-
Wheat	-	-	-	-	-	-	-	-	-
Maize	*	*	*	-	-	4230	1167	*	*
Sorghum	-	-	-	-	-	*	*	-	-
Finger millet	-	-	-	-	-	-	-	-	-
Oats / 'Aja'	-	-	-	-	-	-	-	-	-
Rice	-	-	-	-	-	-	-	-	-
Masho	-	-	-	-	-	-	-	-	-
Pulses	-	-	-	-	-	*	*	-	-
Horse / Faba beans	-	-	-	-	-	-	-	-	-
Field Peas	-	-	-	-	-	-	-	-	-
Haricot beans white	-	-	-	-	-	-	-	-	-
Haricot beans red	-	-	-	-	-	*	*	-	-
Chick peas	-	-	-	-	-	-	-	-	-
Lentils	-	-	-	-	-	-	-	-	-
Vetch / Grass peas	-	-	-	-	-	-	-	-	-
Soya beans	-	-	-	-	-	-	-	-	-
Fenugreek	-	-	-	-	-	-	-	-	-
Gibto	-	-	-	-	-	-	-	-	-
Oilseeds	-	-	-	-	-	-	-	-	-
Neug	-	-	-	-	-	-	-	-	-
Linseed	-	-	-	-	-	-	-	-	-
Groundnuts	-	-	-	-	-	-	-	-	-
Safflower	-	-	-	-	-	-	-	-	-
Sesame	-	-	-	-	-	-	-	-	-
Rapeseed	-	-	-	-	-	-	-	-	-
Vegetables	-	-	-	-	-	*	*	*	*
Lettuce	-	-	-	-	-	-	-	-	-
Head cabbage	-	-	-	-	-	-	-	-	-
Ethiopian cabbage	-	-	-	-	-	*	*	*	*
Tomatoes	-	-	-	-	-	*	*	*	*
Green peppers	-	-	-	-	-	-	-	-	-
Red peppers	-	-	-	-	-	-	-	-	-
Swiss chard	-	-	-	-	-	-	-	-	-
Root crops	*	*	-	-	-	*	*	*	*
Beetroot	-	-	-	-	-	-	-	-	-
Carrot	-	-	-	-	-	-	-	-	-
Onion	*	*	-	-	-	*	*	-	-
Potatoes	-	-	-	-	-	-	-	*	*
Yam	-	-	-	-	-	*	*	*	*
Garlic	-	-	-	-	-	-	-	-	-
Taro 'Godere'	-	-	-	-	-	-	-	-	-
Sweet potatoes	-	-	-	-	-	-	-	-	-
Other Temporary	-	-	-	-	-	*	*	*	*
Permanent crops	-	-	-	-	-	*	*	*	*
Avocado	-	-	-	-	-	-	-	-	-
Bananas	-	-	-	-	-	*	*	*	*
Guava	-	-	-	-	-	-	-	-	-
Lemons	-	-	-	-	-	-	-	-	-
Mangoes	-	-	-	-	-	*	*	-	-
Oranges	-	-	-	-	-	-	-	-	-
Papayas	-	-	-	-	-	*	*	*	*
Pineapples	-	-	-	-	-	-	-	-	-
Stimulant	-	-	-	-	-	-	-	-	-
Chat	-	-	-	-	-	-	-	-	-
Coffee	-	-	-	-	-	-	-	-	-
Hops / 'Gesho'	-	-	-	-	-	-	-	-	-
Enset	-	-	-	-	-	-	-	-	-
Sugar cane	-	-	-	-	-	-	-	-	-
Other permanent	-	-	-	-	-	-	-	-	-

Table 1.6 Number of Holders, Inputs Applied Area and Quantity of Inputs used

Benishangul-Gumuz

Crop type	All Crop Area	All Fertilizers		Natural		DAP		
		Hectare	Quintal	Holder	Hectare	Holder	Hectare	Quintal
All	253258	47440	27266	74454	14486	25953	20131	10475
Cereals	172822	41515	24865	63828	11742	23969	18127	9138
Teff	26021	12654	6297	3111	*	15738	11188	5922
Barley	656	*	*	2329	*	*	*	*
Wheat	2016	*	*	*	*	*	*	*
Maize	46098	18835	14727	60387	8249	9013	1618	987
Sorghum	64665	2632	*	8483	1802	2389	*	*
Finger millet	31800	5111	1649	*	401	5784	3798	1336
Oats / 'Aja'	*	*	-	*	*	-	-	-
Rice	*	*	-	-	-	-	-	-
Masho	*	-	-	-	-	-	-	-
Pulses	20920	3270	1573	13756	1003	6709	1806	1193
Horse / Faba beans	524	357	*	3120	233	*	*	*
Field Peas	518	*	*	1429	84	*	*	*
Haricot beans white	2207	*	*	3043	33	-	-	-
Haricot beans red	4116	154	*	4207	153	*	*	*
Chick peas	603	207	59	*	*	1305	146	43
Lentils	47	*	*	*	*	*	*	*
Vetch / Grass peas	-	-	-	-	-	-	-	-
Soya beans	12775	2159	1063	2527	467	4764	1360	926
Fenugreek	6	*	*	*	*	*	*	*
Gibto	*	*	-	*	*	-	-	-
Oilseeds	50836	609	105	6518	399	*	62	*
Neug	7113	*	-	*	*	-	-	-
Linseed	482	33	*	947	*	*	*	*
Groundnuts	18593	40	*	1726	32	*	*	*
Safflower	*	*	-	*	*	-	-	-
Sesame	24356	382	*	*	*	*	*	*
Rapeseed	106	85	*	2187	46	*	*	*
Vegetables	1971	*	*	17994	344	3095	100	53
Lettuce	*	*	-	*	*	-	-	-
Head cabbage	11	*	*	1229	2	*	*	*
Ethiopian cabbage	*	*	*	2682	*	-	-	-
Tomatoes	25	*	-	445	*	-	-	-
Green peppers	44	*	-	1574	*	-	-	-
Red peppers	1777	*	*	12355	284	2968	98	51
Swiss chard	*	-	-	-	-	-	-	-
Root crops	1117	300	*	16237	245	*	*	*
Beetroot	*	1	-	857	1	-	-	-
Carrot	*	*	-	*	*	-	-	-
Onion	110	57	*	3227	47	*	*	*
Potatoes	*	*	*	*	*	*	*	*
Yam	*	-	-	-	-	-	-	-
Garlic	124	71	*	7522	*	*	*	*
Taro 'Godere'	20	*	-	*	*	-	-	-
Sweet potatoes	761	81	*	6616	74	-	-	-
Other Temporary	1770	239	*	14172	214	*	*	*
Permanent crops	1488	152	*	9156	152	*	*	*
Avocado	*	-	-	-	-	-	-	-
Bananas	435	*	*	2579	*	*	*	*
Guava	69	*	*	*	*	*	*	*
Lemons	37	*	*	1010	*	*	*	*
Mangoes	798	56	*	4394	56	*	*	*
Oranges	95	*	*	1361	*	*	*	*
Papayas	45	12	*	2716	12	*	*	*
Pineapples	*	-	-	-	-	-	-	-
Stimulant	1990	*	*	8196	*	*	*	*
Chat	872	*	*	*	*	*	*	*
Coffee	1069	*	*	5184	*	*	*	*
Hops / 'Gesho'	49	*	*	4106	*	*	*	*
Enset	12	*	*	*	*	*	*	*
Sugar cane	174	*	*	*	*	*	*	*
Other permanent	*	*	*	1296	4	*	*	*

(Table 1.6. cont'd.)

Benishangul-Gumuz

Crop type	UREA			UREA + DAP			INDIGENOUS SEED		
	Holder	Hectare	Quintal	Holder	Hectare	Quintal	Holder	Hectare	Quintal
All	6770	2715	1227	19145	10109	15564	228439	242805	91437
Cereals	3577	2026	968	16856	9619	14760	222225	164442	59706
Teff	*	*	*	1641	417	168	47904	25755	13519
Barley	-	-	-	*	*	*	6668	656	1191
Wheat	*	*	*	1041	*	*	5626	*	*
Maize	2507	782	452	15042	8186	13289	196738	38313	12965
Sorghum	-	-	-	*	*	*	141932	64554	15178
Finger millet	796	*	*	*	*	*	63702	31762	13443
Oats / 'Aja'	-	-	-	-	-	-	1065	*	*
Rice	-	-	-	*	*	*	3228	*	*
Masho	-	-	-	-	-	-	*	*	-
Pulses	708	*	*	1505	*	*	92819	19372	10934
Horse / Faba beans	*	*	*	*	*	*	7332	524	517
Field Peas	-	-	-	-	-	-	4833	518	531
Haricot beans									
white	-	-	-	*	*	*	24409	2065	971
Haricot beans red	-	-	-	-	-	-	40352	4069	-
Chick peas	-	-	-	*	*	*	7085	523	303
Lentils	*	*	*	-	-	-	1205	47	*
Vetch / Grass peas	-	-	-	-	-	-	-	-	-
Soya beans	*	*	*	*	*	*	25056	11497	8504
Fenugreek	-	-	-	-	-	-	839	6	2
Gibto	-	-	-	-	-	-	*	*	*
Oilseeds	554	*	*	*	*	*	129607	50733	20798
Neug	-	-	-	-	-	-	31333	7102	1209
Linseed	-	-	-	-	-	-	12357	482	125
Groundnuts	-	-	-	-	-	-	55982	18501	15949
Safflower	-	-	-	-	-	-	1315	*	14
Sesame	*	*	*	*	*	*	66962	24356	3487
Rapeseed	*	*	*	*	*	*	4978	106	13
Vegetables	2534	*	*	2109	*	*	61532	1961	-
Lettuce	-	-	-	-	-	-	903	*	-
Head cabbage	-	-	-	-	-	-	3707	10	-
Ethiopian cabbage	*	*	*	-	-	-	8414	*	-
Tomatoes	-	-	-	-	-	-	3847	17	-
Green peppers	-	-	-	-	-	-	5654	44	-
Red peppers	2348	*	*	2109	*	*	45213	1777	-
Swiss chard	-	-	-	-	-	-	*	*	-
Root crops	692	*	*	*	*	*	52540	1100	-
Beetroot	-	-	-	-	-	-	1811	*	-
Carrot	-	-	-	-	-	-	*	*	-
Onion	*	*	*	*	*	*	7242	99	-
Potatoes	*	*	*	-	-	-	2660	*	-
Yam	-	-	-	-	-	-	*	*	-
Garlic	*	*	*	-	-	-	13268	124	-
Taro 'Godere'	-	-	-	-	-	-	2969	20	-
Sweet potatoes	*	*	*	*	*	*	34480	758	-
Other Temporary	*	*	*	*	*	*	71514	1757	-
Permanent crops							64236	1306	
Avocado							963	2	
Bananas							19650	355	
Guava							6577	63	
Lemons							5477	37	
Mangoes							48003	721	
Oranges							9736	89	
Papayas							12277	40	
Pineapples							*	*	
Stimulant							34679	1794	
Chat							13054	774	
Coffee							22274	972	
Hops / 'Gesho'							9222	47	
Enset							1475	12	
Sugar cane							5833	170	
Other permanent							6423	*	

(Table 1.6. Cont'd.)

Crop type	IMPROVED SEED			PESTICIDE		IRRIGATION		EXTENSION PACKAGE	
	Holder	Hectare	Quintal	Holder	Hectare	Holder	Hectare	Holder	Hectare
All	22867	10050	3307	14993	13051	8568	745	38996	30960
Cereals	17814	8317	2599	14148	12876	*	*	34559	26278
Teff	1055	*	*	5653	5740	*	*	11267	9279
Barley	-	-	-	*	*	-	-	*	*
Wheat	863	*	*	*	*	-	-	3364	*
Maize	16609	7722	2203	1255	*	*	*	26264	10460
Sorghum	*	*	*	535	*	-	-	1129	*
Finger millet	*	*	*	6883	5000	*	*	4859	4187
Oats / 'Aja'	-	-	-	-	-	-	-	-	-
Rice	-	-	-	*	*	-	-	-	-
Masho	-	-	-	-	-	-	-	-	-
Pulses	4117	1546	627	*	*	*	*	8557	1992
Horse / Faba beans	-	-	-	-	-	-	-	*	*
Field Peas	-	-	-	-	-	-	-	*	*
Haricot beans white	*	*	*	-	-	-	-	1346	*
Haricot beans red	*	*	-	-	-	-	-	666	*
Chick peas	*	*	*	*	*	*	*	*	*
Lentils	-	-	-	-	-	-	-	*	*
Vetch / Grass peas	-	-	-	-	-	-	-	-	-
Soya beans	3352	1278	440	*	*	-	-	3629	1179
Fenugreek	-	-	-	-	-	-	-	*	*
Gibto	-	-	-	-	-	-	-	-	-
Oilseeds	*	*	*	*	*	*	*	7225	*
Neug	*	*	*	*	*	*	*	*	*
Linseed	*	*	*	*	*	-	-	*	*
Groundnuts	*	*	*	*	*	-	-	*	*
Safflower	-	-	-	-	-	-	-	-	-
Sesame	-	-	-	*	*	-	-	*	*
Rapeseed	-	-	-	-	-	-	-	*	*
Vegetables	*	*	-	*	*	*	*	2022	*
Lettuce	*	*	-	-	-	-	-	*	*
Head cabbage	*	*	-	-	-	-	-	*	*
Ethiopian cabbage	-	-	-	-	-	-	-	*	*
Tomatoes	*	*	-	-	-	-	-	*	*
Green peppers	-	-	-	-	-	-	-	-	-
Red peppers	*	*	-	*	*	*	*	*	*
Swiss chard	-	-	-	-	-	-	-	-	-
Root crops	825	*	-	-	-	*	*	5312	76
Beetroot	*	*	-	-	-	-	-	*	*
Carrot	*	*	-	-	-	-	-	*	*
Onion	*	*	-	-	-	-	-	983	*
Potatoes	-	-	-	-	-	-	-	*	*
Yam	-	-	-	-	-	-	-	-	-
Garlic	-	-	-	-	-	-	-	*	*
Taro 'Godere'	*	*	-	-	-	-	-	-	-
Sweet potatoes	*	*	-	-	-	*	*	*	*
Other Temporary	*	*	-	*	*	*	*	1832	*
Permanent crops						3475	*	*	*
Avocado	-	-	-	-	-	*	*	-	-
Bananas	-	-	-	-	-	2390	*	*	*
Guava	-	-	-	-	-	*	*	*	*
Lemons	-	-	-	-	-	-	-	-	-
Mangoes	-	-	-	-	-	1353	*	*	*
Oranges	-	-	-	-	-	-	-	-	-
Papayas	-	-	-	-	-	*	*	*	*
Pineapples	-	-	-	-	-	-	-	-	-
Stimulant	*	51	-	*	*	*	*	*	*
Chat	-	-	-	-	-	*	*	*	*
Coffee	*	45	-	*	*	*	*	*	*
Hops / 'Gesho'	-	-	-	-	-	*	*	*	*
Enset	-	-	-	-	-	-	-	-	-
Sugar cane	-	-	-	-	-	3575	106	-	-
Other permanent	-	-	-	-	-	*	*	*	*

Table1.6.1 Number of Holders, Inputs Applied Area and Quantity of Inputs used

Metekel

Crop type	All Crop Area	All Fertilizers		Natural		DAP		
		Hectare	Quintal	Holder	Hectare	Holder	Hectare	Quintal
All	151187	32290	19111	40366	8894	13520	15186	8383
Cereals	104233	29416	18260	35141	7147	12979	14513	7935
Teff	20993	10464	5756	*	*	10348	9462	5528
Barley	*	*	*	2224	*	*	*	*
Wheat	*	*	*	*	*	*	*	*
Maize	20035	12127	9071	33181	5819	3917	672	415
Sorghum	31601	*	*	*	*	-	-	-
Finger millet	27672	4424	1552	*	*	3291	3428	1246
Oats / 'Aja'	*	*	-	*	*	-	-	-
Rice	*	*	*	-	-	-	-	-
Masho	-	-	-	-	-	-	-	-
Pulses	12082	1703	645	9109	798	1517	*	*
Horse / Faba beans	489	356	*	3120	233	*	*	*
Field Peas	494	*	*	1322	82	*	*	*
Haricot beans white	1720	*	*	2245	*	-	-	-
Haricot beans red	1854	*	*	2603	*	*	*	*
Chick peas	*	-	-	-	-	-	-	-
Lentils	*	*	*	*	*	*	*	*
Vetch / Grass peas	-	-	-	-	-	-	-	-
Soya beans	7274	*	*	*	*	*	*	*
Fenugreek	*	*	*	*	*	*	*	*
Gibto	*	*	-	*	*	-	-	-
Oilseeds	32526	299	*	2559	*	*	*	*
Neug	1722	-	-	-	-	-	-	-
Linseed	*	*	*	*	*	*	*	*
Groundnuts	17084	*	-	*	*	-	-	-
Safflower	*	*	-	*	*	-	-	-
Sesame	13388	*	*	*	*	-	-	-
Rapeseed	86	82	*	1999	45	*	*	*
Vegetables	460	203	*	7925	167	*	*	*
Lettuce	*	*	-	*	*	-	-	-
Head cabbage	7	*	*	*	*	*	*	*
Ethiopian cabbage	*	*	*	*	*	-	-	-
Tomatoes	*	*	-	*	*	-	-	-
Green peppers	*	*	-	1061	*	-	-	-
Red peppers	393	168	*	5154	135	*	*	*
Swiss chard	-	-	-	-	-	-	-	-
Root crops	440	189	33	9052	148	*	*	*
Beetroot	*	*	-	*	*	-	-	-
Carrot	-	-	-	-	-	-	-	-
Onion	*	*	*	2095	*	*	*	*
Potatoes	*	*	*	*	*	*	*	*
Yam	*	-	-	-	-	-	-	-
Garlic	74	70	*	6650	*	*	*	*
Taro 'Godere'	*	*	-	*	*	-	-	-
Sweet potatoes	*	9	*	*	5	-	-	-
Other Temporary	390	101	*	4137	90	*	*	*
Permanent crops	*	79		5829	79			
Avocado	*	-	-	-	-	-	-	-
Bananas	*	*	*	*	*	*	*	*
Guava	*	*	*	*	*	*	*	*
Lemons	*	*	*	*	*	*	*	*
Mangoes	*	42		3448	42	*	*	*
Oranges	*	*	*	*	*	*	*	*
Papayas	32	*		2018	*	*	*	*
Pineapples	-	-	-	-	-	-	-	-
Stimulant	*	*		*	*			
Chat	*	-	-	-	-	-	-	-
Coffee	*	*	*	*	*	*	*	*
Hops / 'Geshe'	*	*		3077	*	*	*	*
Enset	*	-	-	-	-	-	-	-
Sugar cane	71	*		*	*	*	*	*
Other permanent	*	*		1167	*	*	*	*

(Table 1.6.1 cont'd.)

Crop type	UREA			UREA + DAP			INDIGENOUS SEED		
	Holder	Hectare	Quintal	Holder	Hectare	Quintal	Holder	Hectare	Quintal
All	3405	1896	*	9878	6314	9925	95740	145331	67706
Cereals	2145	1513	*	9608	6242	9689	92877	99401	43348
Teff	*	*	*	*	*	*	27250	20865	12168
Barley	-	-	-	*	*	*	4719	*	921
Wheat	*	*	*	*	*	*	4635	*	*
Maize	1418	*	139	8498	5313	8517	76298	15565	5962
Sorghum	-	-	-	*	*	*	44595	31490	8580
Finger millet	641	*	*	*	*	*	39114	27634	12371
Oats / 'Aja'	-	-	-	-	-	-	*	*	*
Rice	-	-	-	*	*	*	2847	*	*
Masho	-	-	-	-	-	-	-	-	-
Pulses	708	*	*	*	*	*	42742	11216	6765
Horse / Faba beans	*	*	*	*	*	*	6459	489	470
Field Peas	-	-	-	-	-	-	4226	494	526
Haricot beans									
white	-	-	-	*	*	*	14021	1578	798
Haricot beans red	-	-	-	-	-	-	14881	1808	-
Chick peas	-	-	-	-	-	-	*	*	*
Lentils	*	*	*	-	-	-	880	*	*
Vetch / Grass peas	-	-	-	-	-	-	-	-	-
Soya beans	*	*	*	-	-	-	10049	6595	4817
Fenugreek	-	-	-	-	-	-	*	*	*
Gibto	-	-	-	-	-	-	*	*	*
Oilseeds	*	*	*	-	-	-	57926	32438	17593
Neug	-	-	-	-	-	-	4057	1722	394
Linseed	-	-	-	-	-	-	848	*	*
Groundnuts	-	-	-	-	-	-	34100	16996	15316
Safflower	-	-	-	-	-	-	974	*	*
Sesame	*	*	*	-	-	-	32189	13388	1837
Rapeseed	*	*	*	-	-	-	3981	86	9
Vegetables	*	*	*	*	*	*	24531	459	-
Lettuce	-	-	-	-	-	-	*	*	-
Head cabbage	-	-	-	-	-	-	1170	*	-
Ethiopian cabbage	*	*	*	-	-	-	1837	*	-
Tomatoes	-	-	-	-	-	-	*	*	-
Green peppers	-	-	-	-	-	-	3063	*	-
Red peppers	*	*	*	*	*	*	18742	393	-
Swiss chard	-	-	-	-	-	-	-	-	-
Root crops	*	*	*	-	-	-	17376	439	-
Beetroot	-	-	-	-	-	-	*	*	-
Carrot	-	-	-	-	-	-	-	-	-
Onion	*	*	*	-	-	-	3114	*	-
Potatoes	*	*	*	-	-	-	2103	*	-
Yam	-	-	-	-	-	-	*	*	-
Garlic	*	*	*	-	-	-	9459	74	-
Taro 'Godere'	-	-	-	-	-	-	*	*	-
Sweet potatoes	*	*	*	-	-	-	5634	*	-
Other Temporary	*	*	*	*	*	*	18846	390	-
Permanent crops							15336	*	
Avocado							*	*	
Bananas							3670	*	
Guava							1727	*	
Lemons							1697	*	
Mangoes							11088	*	
Oranges							1407	*	
Papayas							7028	30	
Pineapples							-	-	
Stimulant							8272	*	
Chat							*	*	
Coffee							3570	*	
Hops / 'Gesho'							4672	*	
Enset							*	*	
Sugar cane							*	71	
Other permanent							2413	*	

(Table 1.6.1 Cont'd.)

Crop type	IMPROVED SEED			PESTICIDE		IRRIGATION		EXTENSION PACKAGE	
	Holder	Hectare	Quintal	Holder	Hectare	Holder	Hectare	Holder	Hectare
All	9395	5812	2003	11781	12646	4377	532	26096	26223
Cereals	7615	4832	1589	11659	12521	*	*	23246	22344
Teff	*	*	*	5421	5681	-	-	9125	8819
Barley	-	-	-	*	*	-	-	*	*
Wheat	*	*	*	*	*	-	-	*	*
Maize	7287	4470	1332	*	*	*	*	16578	7100
Sorghum	*	*	*	*	*	-	-	*	*
Finger millet	*	*	*	5742	4803	*	*	4859	4187
Oats / 'Aja'	-	-	-	-	-	-	-	-	-
Rice	-	-	-	*	*	-	-	-	-
Masho	-	-	-	*	*	-	-	-	-
Pulses	1072	*	*	*	*	-	-	4769	1257
Horse / Faba beans	-	-	-	-	-	-	-	*	*
Field Peas	-	-	-	-	-	-	-	*	*
Haricot beans white	*	*	*	-	-	-	-	1346	*
Haricot beans red	*	*	*	-	-	-	-	666	*
Chick peas	-	-	-	-	-	-	-	-	-
Lentils	-	-	-	-	-	-	-	*	*
Vetch / Grass peas	-	-	-	-	-	-	-	-	-
Soya beans	*	*	*	*	*	-	-	*	*
Fenugreek	-	-	-	-	-	-	-	*	*
Gibto	-	-	-	-	-	-	-	-	-
Oilseeds	*	*	*	*	*	-	-	6935	*
Neug	-	-	-	-	-	-	-	*	*
Linseed	-	-	-	-	-	-	-	*	*
Groundnuts	*	*	*	*	*	-	-	*	*
Safflower	-	-	-	-	-	-	-	-	-
Sesame	-	-	-	-	-	-	-	*	*
Rapeseed	-	-	-	-	-	-	-	*	*
Vegetables	*	*	-	-	-	*	*	1447	*
Lettuce	*	*	-	-	-	-	-	*	*
Head cabbage	*	*	-	-	-	-	-	*	*
Ethiopian cabbage	-	-	-	-	-	-	-	*	*
Tomatoes	*	*	-	-	-	-	-	*	*
Green peppers	-	-	-	-	-	-	-	-	-
Red peppers	*	*	-	-	-	*	*	*	*
Swiss chard	-	-	-	-	-	-	-	-	-
Root crops	*	*	-	-	-	-	-	5100	60
Beetroot	*	*	-	-	-	-	-	*	*
Carrot	-	-	-	-	-	-	-	-	-
Onion	*	*	-	-	-	-	-	809	*
Potatoes	-	-	-	-	-	-	-	*	*
Yam	-	-	-	-	-	-	-	-	-
Garlic	-	-	-	-	-	-	-	*	*
Taro 'Godere'	*	*	-	-	-	-	-	-	-
Sweet potatoes	-	-	-	-	-	-	-	*	*
Other Temporary	-	-	-	-	-	*	*	*	*
Permanent crops	-	-	-	-	-	2048	*	*	*
Avocado	-	-	-	-	-	-	-	-	-
Bananas	-	-	-	-	-	963	*	*	*
Guava	-	-	-	-	-	*	*	*	*
Lemons	-	-	-	-	-	-	-	-	-
Mangoes	-	-	-	-	-	949	*	*	*
Oranges	-	-	-	-	-	-	-	-	-
Papayas	-	-	-	-	-	*	*	*	*
Pineapples	-	-	-	-	-	-	-	-	-
Stimulant	*	*	-	-	-	*	*	*	*
Chat	-	-	-	-	-	-	-	-	-
Coffee	*	*	-	-	-	*	*	*	*
Hops / 'Gesho'	-	-	-	-	-	*	*	*	*
Enset	-	-	-	-	-	-	-	-	-
Sugar cane	-	-	-	-	-	*	*	-	-
Other permanent	-	-	-	-	-	-	-	*	*

Table1.6.2 Number of Holders, Inputs Applied Area and Quantity of Inputs used

Asosa

Crop type	All Crop Area	All Fertilizers		Natural		DAP		
		Hectare	Quintal	Holder	Hectare	Holder	Hectare	Quintal
All	58736	11064	5064	25334	4168	11480	4252	1963
Cereals	41660	8368	3534	21232	3450	10118	2942	1082
Teff	3508	1555	434	*	*	4882	1137	306
Barley	*	-	-	-	-	-	-	-
Wheat	-	-	-	-	-	-	-	-
Maize	13306	3864	2792	19843	1439	4767	879	544
Sorghum	21617	2280	215	7160	1594	2389	*	*
Finger millet	3204	*	*	*	294	*	*	*
Oats / 'Aja'	*	-	-	-	-	-	-	-
Rice	*	-	-	-	-	-	-	-
Masho	-	-	-	-	-	-	-	-
Pulses	4820	1533	928	3085	172	5155	1220	837
Horse / Faba beans	*	-	-	-	-	-	-	-
Field Peas	*	-	-	-	-	-	-	-
Haricot beans white	248	*	*	*	*	-	-	-
Haricot beans red	*	*	-	*	*	-	-	-
Chick peas	487	207	59	*	*	1305	146	43
Lentils	*	*	-	*	*	-	-	-
Vetch / Grass peas	-	-	-	-	-	-	-	-
Soya beans	3152	1289	825	1669	140	4494	1074	794
Fenugreek	-	-	-	-	-	-	-	-
Gibto	-	-	-	-	-	-	-	-
Oilseeds	8362	*	*	2916	*	*	*	*
Neug	4532	*	-	*	*	-	-	-
Linseed	284	*	-	*	*	-	-	-
Groundnuts	957	32	*	1373	*	*	*	*
Safflower	*	-	-	-	-	-	-	-
Sesame	2588	*	-	*	*	-	-	-
Rapeseed	-	-	-	-	-	-	-	-
Vegetables	*	*	*	8029	*	2584	*	29
Lettuce	*	*	-	*	*	-	-	-
Head cabbage	3	*	-	*	*	-	-	-
Ethiopian cabbage	*	*	-	*	*	-	-	-
Tomatoes	*	*	-	*	*	-	-	-
Green peppers	*	*	-	*	*	-	-	-
Red peppers	*	*	*	5879	*	2584	*	29
Swiss chard	*	-	-	-	-	-	-	-
Root crops	363	49	*	3908	*	*	*	*
Beetroot	*	*	-	*	*	-	-	-
Carrot	*	*	-	*	*	-	-	-
Onion	*	*	*	*	*	-	-	-
Potatoes	*	-	-	-	-	-	-	-
Yam	-	-	-	-	-	-	-	-
Garlic	*	*	*	*	*	*	*	*
Taro 'Godere'	*	-	-	-	-	-	-	-
Sweet potatoes	286	*	*	3147	*	-	-	-
Other Temporary	904	89	*	7010	76	*	*	*
Permanent crops	834	*	-	2526	*	-	-	-
Avocado	*	-	-	-	-	-	-	-
Bananas	172	*	-	*	*	-	-	-
Guava	*	*	-	*	*	-	-	-
Lemons	18	*	-	*	*	-	-	-
Mangoes	507	*	-	*	*	-	-	-
Oranges	*	*	-	*	*	-	-	-
Papayas	8	*	-	*	*	-	-	-
Pineapples	-	-	-	-	-	-	-	-
Stimulant	482	*	-	3679	*	-	-	-
Chat	*	*	-	*	*	-	-	-
Coffee	235	*	-	*	*	-	-	-
Hops / 'Gesho'	13	*	-	*	*	-	-	-
Enset	-	-	-	-	-	-	-	-
Sugar cane	*	*	-	*	*	-	-	-
Other permanent	*	*	-	*	*	-	-	-

(Table 1.6.2 cont'd.)

Crop type	UREA			UREA + DAP			INDIGENOUS SEED		
	Holder	Hectare	Quintal	Holder	Hectare	Quintal	Holder	Hectare	Quintal
All	2756	*	*	7678	2121	2898	98172	55914	14201
Cereals	971	*	*	5659	1705	2335	96444	39819	10695
Teff	*	*	*	*	*	*	15778	3388	916
Barley	-	-	-	-	-	-	*	*	-
Wheat	-	-	-	-	-	-	-	-	-
Maize	*	*	*	5302	1316	2140	88896	11585	4349
Sorghum	-	-	-	*	*	*	72472	21617	4550
Finger millet	*	*	*	-	-	-	18539	3204	878
Oats / 'Aja'	-	-	-	-	-	-	*	*	*
Rice	-	-	-	-	-	-	*	*	*
Masho	-	-	-	-	-	-	-	-	-
Pulses	-	-	-	*	*	*	35000	4163	1651
Horse / Faba beans	-	-	-	-	-	-	*	*	*
Field Peas	-	-	-	-	-	-	*	*	*
Haricot beans white	-	-	-	*	*	*	7502	248	69
Haricot beans red	-	-	-	-	-	-	14911	*	-
Chick peas	-	-	-	*	*	*	6109	407	*
Lentils	-	-	-	-	-	-	*	*	*
Vetch / Grass peas	-	-	-	-	-	-	-	-	-
Soya beans	-	-	-	*	*	*	12378	2575	*
Fenugreek	-	-	-	-	-	-	-	-	-
Gibto	-	-	-	-	-	-	-	-	-
Oilseeds	-	-	-	-	-	-	48808	8362	1855
Neug	-	-	-	-	-	-	21654	4532	690
Linseed	-	-	-	-	-	-	6861	284	*
Groundnuts	-	-	-	-	-	-	16895	957	334
Safflower	-	-	-	-	-	-	*	*	*
Sesame	-	-	-	-	-	-	18986	2588	*
Rapeseed	-	-	-	-	-	-	-	-	-
Vegetables	1998	*	*	1974	*	*	26598	*	-
Lettuce	-	-	-	-	-	-	731	*	-
Head cabbage	-	-	-	-	-	-	2174	3	-
Ethiopian cabbage	-	-	-	-	-	-	*	*	-
Tomatoes	-	-	-	-	-	-	1746	*	-
Green peppers	-	-	-	-	-	-	*	*	-
Red peppers	1998	*	*	1974	*	*	20130	*	-
Swiss chard	-	-	-	-	-	-	*	*	-
Root crops	*	*	*	*	*	*	21642	349	-
Beetroot	-	-	-	-	-	-	1218	*	-
Carrot	-	-	-	-	-	-	*	*	-
Onion	-	-	-	*	*	*	2129	*	-
Potatoes	-	-	-	-	-	-	*	*	-
Yam	-	-	-	-	-	-	-	-	-
Garlic	-	-	-	-	-	-	2629	*	-
Taro 'Godere'	-	-	-	-	-	-	*	*	-
Sweet potatoes	*	*	*	*	*	*	18449	284	-
Other Temporary	-	-	-	*	*	*	36675	893	-
Permanent crops							39458	704	
Avocado							*	*	
Bananas							11440	132	
Guava							4642	*	
Lemons							3297	18	
Mangoes							31731	438	
Oranges							5609	*	
Papayas							4107	6	
Pineapples							-	-	
Stimulant							19988	325	
Chat							6491	*	
Coffee							14435	169	
Hops / 'Gesho'							4518	11	
Enset							-	-	
Sugar cane							*	*	
Other permanent							3549	*	

(Table 1.6.2 Cont'd.)

Crop type	IMPROVED SEED			PESTICIDE		IRRIGATION		EXTENSION PACKAGE	
	Holder	Hectare	Quintal	Holder	Hectare	Holder	Hectare	Holder	Hectare
All	11172	2488	740	2398	*	*	*	11018	3055
Cereals	8540	1778	456	*	*	*	*	9614	2279
Teff	*	*	*	-	-	*	*	*	*
Barley	-	-	-	-	-	-	-	-	-
Wheat	-	-	-	-	-	-	-	-	-
Maize	7895	1658	418	*	*	*	*	8263	1781
Sorghum	-	-	-	*	*	-	-	*	*
Finger millet	-	-	-	*	*	-	-	-	-
Oats / 'Aja'	-	-	-	-	-	-	-	-	-
Rice	-	-	-	-	-	-	-	-	-
Masho	-	-	-	-	-	-	-	-	-
Pulses	2739	657	283	*	*	*	*	3667	717
Horse / Faba beans	-	-	-	-	-	-	-	-	-
Field Peas	-	-	-	-	-	-	-	-	-
Haricot beans white	-	-	-	-	-	-	-	-	-
Haricot beans red	-	-	-	-	-	-	-	-	-
Chick peas	*	*	*	*	*	*	*	*	*
Lentils	-	-	-	-	-	-	-	-	-
Vetch / Grass peas	-	-	-	-	-	-	-	-	-
Soya beans	2560	577	244	*	*	-	-	3016	559
Fenugreek	-	-	-	-	-	-	-	-	-
Gibto	-	-	-	-	-	-	-	-	-
Oilseeds	-	-	-	*	*	*	*	*	*
Neug	-	-	-	*	*	*	*	-	-
Linseed	-	-	-	*	*	-	-	-	-
Groundnuts	-	-	-	-	-	-	-	*	*
Safflower	-	-	-	-	-	-	-	-	-
Sesame	-	-	-	-	-	-	-	-	-
Rapeseed	-	-	-	-	-	-	-	-	-
Vegetables	*	*	-	*	*	-	-	*	*
Lettuce	-	-	-	-	-	-	-	-	-
Head cabbage	-	-	-	-	-	-	-	-	-
Ethiopian cabbage	-	-	-	-	-	-	-	-	-
Tomatoes	*	*	-	-	-	-	-	-	-
Green peppers	-	-	-	-	-	-	-	-	-
Red peppers	-	-	-	*	*	-	-	*	*
Swiss chard	-	-	-	-	-	-	-	-	-
Root crops	*	*	-	-	-	*	*	*	*
Beetroot	-	-	-	-	-	-	-	-	-
Carrot	*	*	-	-	-	-	-	*	*
Onion	*	*	-	-	-	-	-	*	*
Potatoes	-	-	-	-	-	-	-	-	-
Yam	-	-	-	-	-	-	-	-	-
Garlic	-	-	-	-	-	-	-	-	-
Taro 'Godere'	-	-	-	-	-	-	-	-	-
Sweet potatoes	*	*	-	-	-	*	*	*	*
Other Temporary	-	-	-	-	-	-	-	*	*
Permanent crops	-	-	-	-	-	*	*	-	-
Avocado	-	-	-	-	-	*	*	-	-
Bananas	-	-	-	-	-	*	*	-	-
Guava	-	-	-	-	-	-	-	-	-
Lemons	-	-	-	-	-	-	-	-	-
Mangoes	-	-	-	-	-	*	*	-	-
Oranges	-	-	-	-	-	-	-	-	-
Papayas	-	-	-	-	-	-	-	-	-
Pineapples	-	-	-	-	-	-	-	-	-
Stimulant	*	*	-	-	-	*	*	*	*
Chat	-	-	-	-	-	*	*	-	-
Coffee	*	*	-	-	-	*	*	*	*
Hops / 'Gesho'	-	-	-	-	-	*	*	-	-
Enset	-	-	-	-	-	-	-	-	-
Sugar cane	-	-	-	-	-	*	*	-	-
Other permanent	-	-	-	-	-	*	*	-	-

Table 1.6.3 Number of Holders, Inputs Applied Area and Quantity of Inputs used

Kemashi

Crop type	All Crop Area	All Fertilizers		Natural		DAP		
		Hectare	Quintal	Holder	Hectare	Holder	Hectare	Quintal
All	32462	3445	*	4691	1051	*	*	*
Cereals	19576	3186	*	3972	865	*	*	*
Teff	1140	*	*	*	*	*	*	*
Barley	*	*	-	*	*	-	-	-
Wheat	*	-	-	-	-	-	-	-
Maize	9518	2416	*	3879	720	*	*	*
Sorghum	8628	*	*	*	*	*	*	*
Finger millet	*	*	*	*	*	*	*	*
Oats / 'Aja'	-	-	-	-	-	-	-	-
Rice	-	-	-	-	-	-	-	-
Masho	*	-	-	-	-	-	-	-
Pulses	3570	*	-	1158	*	-	-	-
Horse / Faba beans	*	-	-	-	-	-	-	-
Field Peas	*	*	-	*	*	-	-	-
Haricot beans white	177	*	-	*	*	-	-	-
Haricot beans red	1065	*	-	*	*	-	-	-
Chick peas	*	-	-	-	-	-	-	-
Lentils	*	-	-	-	-	-	-	-
Vetch / Grass peas	-	-	-	-	-	-	-	-
Soya beans	*	*	-	*	*	-	-	-
Fenugreek	-	-	-	-	-	-	-	-
Gibto	*	-	-	-	-	-	-	-
Oilseeds	8599	*	*	*	*	*	*	*
Neug	223	*	-	*	*	-	-	-
Linseed	*	-	-	-	-	-	-	-
Groundnuts	*	*	-	*	*	-	-	-
Safflower	*	-	-	-	-	-	-	-
Sesame	7902	*	*	*	*	*	*	*
Rapeseed	-	-	-	-	-	-	-	-
Vegetables	252	10	*	1185	9	-	-	-
Lettuce	*	-	-	-	-	-	-	-
Head cabbage	*	-	-	-	-	-	-	-
Ethiopian cabbage	*	*	-	*	*	-	-	-
Tomatoes	*	*	-	*	*	-	-	-
Green peppers	3	*	-	*	*	-	-	-
Red peppers	246	10	*	911	8	-	-	-
Swiss chard	*	-	-	-	-	-	-	-
Root crops	*	32	-	1725	32	-	-	-
Beetroot	*	*	-	*	*	-	-	-
Carrot	*	-	-	-	-	-	-	-
Onion	*	*	-	*	*	-	-	-
Potatoes	*	-	-	-	-	-	-	-
Yam	-	-	-	-	-	-	-	-
Garlic	1	*	-	*	*	-	-	-
Taro 'Godere'	*	-	-	-	-	-	-	-
Sweet potatoes	*	21	-	1148	21	-	-	-
Other Temporary	229	13	-	418	13	-	-	-
Permanent crops	44	*	-	*	*	-	-	-
Avocado	-	-	-	-	-	-	-	-
Bananas	*	*	-	*	*	-	-	-
Guava	*	-	-	-	-	-	-	-
Lemons	*	-	-	-	-	-	-	-
Mangoes	21	*	-	*	*	-	-	-
Oranges	*	*	-	*	*	-	-	-
Papayas	*	-	-	-	-	-	-	-
Pineapples	-	-	-	-	-	-	-	-
Stimulant	*	-	-	-	-	-	-	-
Chat	*	-	-	-	-	-	-	-
Coffee	*	-	-	-	-	-	-	-
Hops / 'Geshe'	-	-	-	-	-	-	-	-
Enset	-	-	-	-	-	-	-	-
Sugar cane	*	-	-	-	-	-	-	-
Other permanent	*	-	-	-	-	-	-	-

(Table 1.6.3 cont'd.)

Kemashi

Crop type	UREA			UREA + DAP			INDIGENOUS SEED		
	Holder	Hectare	Quintal	Holder	Hectare	Quintal	Holder	Hectare	Quintal
All	380	*	*	*	*	*	19215	30988	7457
Cereals	*	*	*	*	*	*	18456	18118	3866
Teff	-	-	-	*	*	*	2074	1140	337
Barley	-	-	-	-	-	-	196	*	*
Wheat	-	-	-	-	-	-	*	*	*
Maize	*	*	*	*	*	*	17553	8059	2024
Sorghum	-	-	-	-	-	-	14375	8628	1448
Finger millet	-	-	-	-	-	-	1266	*	*
Oats / 'Aja'	-	-	-	-	-	-	-	-	-
Rice	-	-	-	-	-	-	*	*	*
Masho	-	-	-	-	-	-	*	*	*
Pulses	-	-	-	-	-	-	8997	3558	*
Horse / Faba beans	-	-	-	-	-	-	*	*	*
Field Peas	-	-	-	-	-	-	*	*	*
Haricot beans	-	-	-	-	-	-	-	-	-
white	-	-	-	-	-	-	1906	177	*
Haricot beans red	-	-	-	-	-	-	6255	1065	-
Chick peas	-	-	-	-	-	-	*	*	*
Lentils	-	-	-	-	-	-	*	*	*
Vetch / Grass peas	-	-	-	-	-	-	-	-	-
Soya beans	-	-	-	-	-	-	1944	*	*
Fenugreek	-	-	-	-	-	-	-	-	-
Gibto	-	-	-	-	-	-	*	*	*
Oilseeds	*	*	*	-	-	-	13880	8597	1167
Neug	-	-	-	-	-	-	1539	223	*
Linseed	-	-	-	-	-	-	*	*	*
Groundnuts	-	-	-	-	-	-	2552	*	*
Safflower	-	-	-	-	-	-	*	*	*
Sesame	*	*	*	-	-	-	12848	7902	847
Rapeseed	-	-	-	-	-	-	-	-	-
Vegetables	*	*	*	-	-	-	5685	252	-
Lettuce	-	-	-	-	-	-	*	*	-
Head cabbage	-	-	-	-	-	-	*	*	-
Ethiopian cabbage	-	-	-	-	-	-	303	*	-
Tomatoes	-	-	-	-	-	-	368	*	-
Green peppers	-	-	-	-	-	-	664	3	-
Red peppers	*	*	*	-	-	-	4692	246	-
Swiss chard	-	-	-	-	-	-	*	*	-
Root crops	-	-	-	-	-	-	5372	*	-
Beetroot	-	-	-	-	-	-	*	*	-
Carrot	-	-	-	-	-	-	*	*	-
Onion	-	-	-	-	-	-	*	*	-
Potatoes	-	-	-	-	-	-	*	*	-
Yam	-	-	-	-	-	-	-	-	-
Garlic	-	-	-	-	-	-	715	1	-
Taro 'Godere'	-	-	-	-	-	-	*	*	-
Sweet potatoes	-	-	-	-	-	-	3958	*	-
Other Temporary	-	-	-	-	-	-	4706	229	-
Permanent crops	-	-	-	-	-	-	3631	43	-
Avocado	-	-	-	-	-	-	-	-	-
Bananas	-	-	-	-	-	-	1302	*	-
Guava	-	-	-	-	-	-	*	*	-
Lemons	-	-	-	-	-	-	*	*	-
Mangoes	-	-	-	-	-	-	2620	21	-
Oranges	-	-	-	-	-	-	*	*	-
Papayas	-	-	-	-	-	-	*	*	-
Pineapples	-	-	-	-	-	-	-	-	-
Stimulant	-	-	-	-	-	-	*	*	-
Chat	-	-	-	-	-	-	*	*	-
Coffee	-	-	-	-	-	-	*	*	-
Hops / 'Gesho'	-	-	-	-	-	-	-	-	-
Enset	-	-	-	-	-	-	-	-	-
Sugar cane	-	-	-	-	-	-	*	*	-
Other permanent	-	-	-	-	-	-	*	*	-

(Table 1.6.3 Cont'd.)

Kemashi

Crop type	IMPROVED SEED			PESTICIDE		IRRIGATION		EXTENSION PACKAGE	
	Holder	Hectare	Quintal	Holder	Hectare	Holder	Hectare	Holder	Hectare
All	*	*	*	235	*	-	-	881	*
Cereals	*	*	*	*	*	-	-	*	*
Teff	-	-	-	*	*	-	-	-	-
Barley	-	-	-	-	-	-	-	-	-
Wheat	-	-	-	-	-	-	-	-	-
Maize	*	*	*	*	*	-	-	*	*
Sorghum	-	-	-	-	-	-	-	*	*
Finger millet	-	-	-	-	-	-	-	-	-
Oats / 'Aja'	-	-	-	-	-	-	-	-	-
Rice	-	-	-	-	-	-	-	-	-
Masho	-	-	-	-	-	-	-	-	-
Pulses	*	*	*	-	-	-	-	*	*
Horse / Faba beans	-	-	-	-	-	-	-	-	-
Field Peas	-	-	-	-	-	-	-	-	-
Haricot beans white	*	*	*	-	-	-	-	-	-
Haricot beans red	-	-	-	-	-	-	-	-	-
Chick peas	-	-	-	-	-	-	-	-	-
Lentils	-	-	-	-	-	-	-	-	-
Vetch / Grass peas	-	-	-	-	-	-	-	-	-
Soya beans	*	*	*	-	-	-	-	*	*
Fenugreek	-	-	-	-	-	-	-	-	-
Gibto	-	-	-	-	-	-	-	-	-
Oilseeds	*	*	*	*	*	-	-	*	*
Neug	-	-	-	-	-	-	-	-	-
Linseed	-	-	-	-	-	-	-	-	-
Groundnuts	*	*	*	-	-	-	-	-	-
Safflower	-	-	-	-	-	-	-	-	-
Sesame	-	-	-	*	*	-	-	*	*
Rapeseed	-	-	-	-	-	-	-	-	-
Vegetables	-	-	-	-	-	-	-	*	*
Lettuce	-	-	-	-	-	-	-	-	-
Head cabbage	-	-	-	-	-	-	-	-	-
Ethiopian cabbage	-	-	-	-	-	-	-	-	-
Tomatoes	-	-	-	-	-	-	-	-	-
Green peppers	-	-	-	-	-	-	-	-	-
Red peppers	-	-	-	-	-	-	-	*	*
Swiss chard	-	-	-	-	-	-	-	-	-
Root crops	*	*	*	-	-	-	-	*	*
Beetroot	-	-	-	-	-	-	-	-	-
Carrot	-	-	-	-	-	-	-	-	-
Onion	*	*	*	-	-	-	-	-	-
Potatoes	-	-	-	-	-	-	-	-	-
Yam	-	-	-	-	-	-	-	-	-
Garlic	-	-	-	-	-	-	-	-	-
Taro 'Godere'	-	-	-	-	-	-	-	-	-
Sweet potatoes	-	-	-	-	-	-	-	*	*
Other Temporary	-	-	-	*	*	-	-	-	-
Permanent crops	-	-	-	-	-	-	-	-	-
Avocado	-	-	-	-	-	-	-	-	-
Bananas	-	-	-	-	-	-	-	-	-
Guava	-	-	-	-	-	-	-	-	-
Lemons	-	-	-	-	-	-	-	-	-
Mangoes	-	-	-	-	-	-	-	-	-
Oranges	-	-	-	-	-	-	-	-	-
Papayas	-	-	-	-	-	-	-	-	-
Pineapples	-	-	-	-	-	-	-	-	-
Stimulant	-	-	-	-	-	-	-	-	-
Chat	-	-	-	-	-	-	-	-	-
Coffee	-	-	-	-	-	-	-	-	-
Hops / 'Gesho'	-	-	-	-	-	-	-	-	-
Enset	-	-	-	-	-	-	-	-	-
Sugar cane	-	-	-	-	-	-	-	-	-
Other permanent	-	-	-	-	-	-	-	-	-

Table 1.6.4 Number of Holders, Inputs Applied Area and Quantity of Inputs used

Mao-Komo Special

Crop type	All Crop Area	All Fertilizers		Natural		DAP		
		Hectare	Quintal	Holder	Hectare	Holder	Hectare	Quintal
All	10874	642	*	4062	373	*	*	*
Cereals	7352	545	*	3483	280	*	*	*
Teff	380	*	*	-	-	*	*	*
Barley	81	*	-	*	*	-	-	-
Wheat	187	*	*	*	*	*	*	*
Maize	3239	429	120	3483	271	*	*	*
Sorghum	2819	*	-	*	*	-	-	-
Finger millet	640	*	*	-	-	-	-	-
Oats / 'Aja'	*	-	-	-	-	-	-	-
Rice	*	-	-	-	-	-	-	-
Masho	*	-	-	-	-	-	-	-
Pulses	448	*	*	404	*	*	*	*
Horse / Faba beans	32	*	*	-	-	*	*	*
Field Peas	*	*	-	*	*	-	-	-
Haricot beans white	*	*	-	*	*	-	-	-
Haricot beans red	301	1	-	145	1	-	-	-
Chick peas	17	-	-	-	-	-	-	-
Lentils	*	-	-	-	-	-	-	-
Vetch / Grass peas	-	-	-	-	-	-	-	-
Soya beans	27	*	-	*	*	-	-	-
Fenugreek	4	*	-	*	*	-	-	-
Gibto	-	-	-	-	-	-	-	-
Oilseeds	1348	7	*	*	*	*	*	*
Neug	635	*	-	*	*	-	-	-
Linseed	128	*	*	*	*	*	*	*
Groundnuts	86	*	-	*	*	-	-	-
Safflower	*	-	-	-	-	-	-	-
Sesame	478	-	-	-	-	-	-	-
Rapeseed	*	*	*	*	*	*	*	*
Vegetables	50	4	-	855	4	-	-	-
Lettuce	-	-	-	-	-	-	-	-
Head cabbage	1	*	-	*	*	-	-	-
Ethiopian cabbage	*	*	-	*	*	-	-	-
Tomatoes	6	*	-	*	*	-	-	-
Green peppers	5	*	-	*	*	-	-	-
Red peppers	13	*	-	411	*	-	-	-
Swiss chard	-	-	-	-	-	-	-	-
Root crops	137	*	-	1553	*	-	-	-
Beetroot	*	-	-	-	-	-	-	-
Carrot	-	-	-	-	-	-	-	-
Onion	36	*	-	*	*	-	-	-
Potatoes	*	-	-	-	-	-	-	-
Yam	-	-	-	-	-	-	-	-
Garlic	1	-	-	-	-	-	-	-
Taro 'Godere'	12	*	-	*	*	-	-	-
Sweet potatoes	87	12	-	1314	12	-	-	-
Other Temporary	247	36	-	2608	36	-	-	-
Permanent crops	139	*	-	543	*	-	-	-
Avocado	*	-	-	-	-	-	-	-
Bananas	70	*	-	363	*	-	-	-
Guava	-	-	-	-	-	-	-	-
Lemons	1	-	-	-	-	-	-	-
Mangoes	38	*	-	*	*	-	-	-
Oranges	28	*	-	*	*	-	-	-
Papayas	2	*	-	*	*	-	-	-
Pineapples	*	-	-	-	-	-	-	-
Stimulant	1126	*	-	*	*	-	-	-
Chat	635	*	-	*	*	-	-	-
Coffee	490	*	-	*	*	-	-	-
Hops / 'Gesho'	*	-	-	-	-	-	-	-
Enset	11	*	-	*	*	-	-	-
Sugar cane	12	-	-	-	-	-	-	-
Other permanent	*	-	-	-	-	-	-	-

(Table 1.6.4 cont'd.)

Mao-Komo Special

Crop type	UREA			UREA + DAP			INDIGENOUS SEED		
	Holder	Hectare	Quintal	Holder	Hectare	Quintal	Holder	Hectare	Quintal
All	229	56	*	*	*	*	15313	10572	2073
Cereals	229	56	*	*	*	*	14448	7104	1797
Teff	*	*	*	*	*	*	2801	362	99
Barley	-	-	-	-	-	-	1388	81	*
Wheat	*	*	*	*	*	*	947	91	61
Maize	195	*	*	*	*	*	13991	3104	629
Sorghum	-	-	-	-	-	-	10491	2819	600
Finger millet	-	-	-	*	*	*	4783	640	137
Oats / 'Aja'	-	-	-	-	-	-	*	*	*
Rice	-	-	-	-	-	-	*	*	*
Masho	-	-	-	-	-	-	*	*	-
Pulses	-	-	-	-	-	-	6080	436	94
Horse / Faba beans	-	-	-	-	-	-	556	32	*
Field Peas	-	-	-	-	-	-	*	*	*
Haricot beans	-	-	-	-	-	-	-	-	-
white	-	-	-	-	-	-	980	*	*
Haricot beans red	-	-	-	-	-	-	4304	299	-
Chick peas	-	-	-	-	-	-	532	17	6
Lentils	-	-	-	-	-	-	*	*	*
Vetch / Grass peas	-	-	-	-	-	-	-	-	-
Soya beans	-	-	-	-	-	-	684	17	5
Fenugreek	-	-	-	-	-	-	481	4	1
Gibto	-	-	-	-	-	-	-	-	-
Oilseeds	-	-	-	*	*	*	8993	1335	182
Neug	-	-	-	-	-	-	4082	625	73
Linseed	-	-	-	-	-	-	4602	128	28
Groundnuts	-	-	-	-	-	-	2434	84	32
Safflower	-	-	-	-	-	-	*	*	*
Sesame	-	-	-	-	-	-	2939	478	45
Rapeseed	-	-	-	*	*	*	997	*	*
Vegetables	-	-	-	-	-	-	4718	50	-
Lettuce	-	-	-	-	-	-	-	-	-
Head cabbage	-	-	-	-	-	-	307	1	-
Ethiopian cabbage	-	-	-	-	-	-	1631	*	-
Tomatoes	-	-	-	-	-	-	1201	6	-
Green peppers	-	-	-	-	-	-	1189	5	-
Red peppers	-	-	-	-	-	-	1649	13	-
Swiss chard	-	-	-	-	-	-	-	-	-
Root crops	-	-	-	-	-	-	8149	135	-
Beetroot	-	-	-	-	-	-	*	*	-
Carrot	-	-	-	-	-	-	-	-	-
Onion	-	-	-	-	-	-	939	*	-
Potatoes	-	-	-	-	-	-	166	*	-
Yam	-	-	-	-	-	-	-	-	-
Garlic	-	-	-	-	-	-	465	1	-
Taro 'Godere'	-	-	-	-	-	-	1860	12	-
Sweet potatoes	-	-	-	-	-	-	6439	87	-
Other Temporary	-	-	-	-	-	-	11286	245	-
Permanent crops	-	-	-	-	-	-	5811	132	-
Avocado	-	-	-	-	-	-	142	*	-
Bananas	-	-	-	-	-	-	3237	66	-
Guava	-	-	-	-	-	-	-	-	-
Lemons	-	-	-	-	-	-	424	1	-
Mangoes	-	-	-	-	-	-	2564	36	-
Oranges	-	-	-	-	-	-	2453	27	-
Papayas	-	-	-	-	-	-	694	1	-
Pineapples	-	-	-	-	-	-	*	*	-
Stimulant	-	-	-	-	-	-	6203	1110	-
Chat	-	-	-	-	-	-	5448	627	-
Coffee	-	-	-	-	-	-	4145	482	-
Hops / 'Gesho'	-	-	-	-	-	-	*	*	-
Enset	-	-	-	-	-	-	1353	11	-
Sugar cane	-	-	-	-	-	-	448	12	-
Other permanent	-	-	-	-	-	-	261	*	-

(Table 1.6.4 Cont'd.)

Mao-Komo Special

Crop type	IMPROVED SEED			PESTICIDE		IRRIGATION		EXTENSION PACKAGE	
	Holder	Hectare	Quintal	Holder	Hectare	Holder	Hectare	Holder	Hectare
All	1470	276	145	579	*	*	*	1001	*
Cereals	993	*	140	516	*	-	-	893	*
Teff	*	*	*	*	*	-	-	*	*
Barley	-	-	-	*	*	-	-	-	-
Wheat	604	*	*	*	*	-	-	*	*
Maize	*	*	39	*	*	-	-	664	111
Sorghum	-	-	-	*	*	-	-	-	-
Finger millet	-	-	-	*	*	-	-	-	-
Oats / 'Aja'	-	-	-	-	-	-	-	-	-
Rice	-	-	-	-	-	-	-	-	-
Masho	-	-	-	-	-	-	-	-	-
Pulses	*	*	*	-	-	-	-	*	*
Horse / Faba beans	-	-	-	-	-	-	-	-	-
Field Peas	-	-	-	-	-	-	-	-	-
Haricot beans white	-	-	-	-	-	-	-	-	-
Haricot beans red	-	-	-	-	-	-	-	-	-
Chick peas	-	-	-	-	-	-	-	-	-
Lentils	-	-	-	-	-	-	-	-	-
Vetch / Grass peas	-	-	-	-	-	-	-	-	-
Soya beans	*	*	*	-	-	-	-	*	*
Fenugreek	-	-	-	-	-	-	-	-	-
Gibto	-	-	-	-	-	-	-	-	-
Oilseeds	*	*	*	*	*	-	-	*	*
Neug	*	*	*	-	-	-	-	-	-
Linseed	*	*	*	*	*	-	-	*	*
Groundnuts	*	*	*	-	-	-	-	-	-
Safflower	-	-	-	-	-	-	-	-	-
Sesame	-	-	-	-	-	-	-	-	-
Rapeseed	-	-	-	-	-	-	-	*	*
Vegetables	-	-	-	-	-	-	-	*	*
Lettuce	-	-	-	-	-	-	-	-	-
Head cabbage	-	-	-	-	-	-	-	-	-
Ethiopian cabbage	-	-	-	-	-	-	-	-	-
Tomatoes	-	-	-	-	-	-	-	-	-
Green peppers	-	-	-	-	-	-	-	-	-
Red peppers	-	-	-	-	-	-	-	*	*
Swiss chard	-	-	-	-	-	-	-	-	-
Root crops	*	*	-	-	-	-	-	-	-
Beetroot	-	-	-	-	-	-	-	-	-
Carrot	-	-	-	-	-	-	-	-	-
Onion	*	*	-	-	-	-	-	-	-
Potatoes	-	-	-	-	-	-	-	-	-
Yam	-	-	-	-	-	-	-	-	-
Garlic	-	-	-	-	-	-	-	-	-
Taro 'Godere'	-	-	-	-	-	-	-	-	-
Sweet potatoes	-	-	-	-	-	-	-	-	-
Other Temporary	*	*	-	*	*	*	*	*	*
Permanent crops	-	-	-	-	-	*	*	-	-
Avocado	-	-	-	-	-	-	-	-	-
Bananas	-	-	-	-	-	*	*	-	-
Guava	-	-	-	-	-	-	-	-	-
Lemons	-	-	-	-	-	-	-	-	-
Mangoes	-	-	-	-	-	-	-	-	-
Oranges	-	-	-	-	-	-	-	-	-
Papayas	-	-	-	-	-	-	-	-	-
Pineapples	-	-	-	-	-	-	-	-	-
Stimulant	-	-	-	*	*	*	*	*	*
Chat	-	-	-	-	-	*	*	*	*
Coffee	-	-	-	*	*	-	-	-	-
Hops / 'Gesho'	-	-	-	-	-	-	-	-	-
Enset	-	-	-	-	-	*	*	-	-
Sugar cane	-	-	-	-	-	-	-	-	-
Other permanent	-	-	-	-	-	-	-	-	-

Table 1.7 Number of Holders, Inputs Applied Area and Quantity of Inputs used

S.N.N.P. Region								
Crop type	All Crop Area	All Fertilizers		Natural		DAP		
		Hectare	Quintal	Holder	Hectare	Holder	Hectare	Quintal
All	1795108	1015366	713187	3090611	457078	1077147	201243	168321
Cereals	864456	509367	579473	738343	52634	763061	147164	121689
Teff	259508	169442	180249	38303	3502	278253	55541	40418
Barley	76764	45708	41346	173947	12018	198526	16330	14580
Wheat	118349	94972	141738	70134	5786	177768	24160	24407
Maize	284724	172355	195056	453051	22347	274207	44704	37130
Sorghum	118212	23221	18680	160387	8649	58599	4856	4270
Finger millet	4184	2275	1632	7502	218	17102	1311	801
Oats / 'Aja'	420	121	84	4399	*	2187	32	30
Rice	*	*	*	*	*	*	*	*
Masho	*	*	*	*	*	-	-	-
Pulses	221974	83909	58882	766670	28787	476634	40696	34304
Horse / Faba beans	71763	28324	19377	301719	9462	182280	15115	14340
Field Peas	60867	15083	10883	110918	4704	91025	7022	5603
Haricot beans white	4955	2090	1641	46988	1170	10783	423	369
Haricot beans red	72874	35253	25969	381389	11512	248608	17403	13538
Chick peas	9505	2254	509	24513	1765	2441	*	*
Lentils	931	367	238	6165	61	3517	114	70
Vetch / Grass peas	*	*	-	1911	*	-	-	-
Soya beans	*	*	*	*	*	*	*	*
Fenugreek	248	*	*	12799	61	*	*	*
Gibto	*	*	*	-	-	*	*	*
Oilseeds	5987	583	403	32926	325	7808	119	103
Neug	*	*	*	*	*	*	*	*
Linseed	1229	184	139	8906	50	4445	56	43
Groundnuts	376	77	-	4681	77	-	-	-
Safflower	123	*	*	*	5	*	*	*
Sesame	*	*	-	*	*	-	-	-
Rapeseed	363	251	*	15571	154	2823	37	37
Vegetables	40878	33907	32073	1575316	17772	61731	2794	2678
Lettuce	*	*	*	*	*	-	-	-
Head cabbage	835	669	779	47317	243	3912	124	171
Ethiopian cabbage	20537	16838	1548	1521077	15942	30210	458	620
Tomatoes	*	*	*	26707	*	*	*	*
Green peppers	1401	663	*	110165	378	*	*	*
Red peppers	16599	14574	27969	49551	804	19412	1942	1609
Swiss chard	27	22	*	9838	22	*	*	*
Root crops	81317	41977	9205	1133983	35743	121752	2885	3027
Beetroot	282	183	46	50861	154	*	*	*
Carrot	298	133	*	16701	78	*	*	*
Onion	813	512	*	68679	297	1938	*	*
Potatoes	7513	6431	6281	166566	2715	76394	1936	1981
Yam	3004	1493	*	122779	1443	*	*	*
Garlic	1143	*	*	84853	*	3832	*	*
Taro 'Godere'	37518	18975	1151	670987	17870	12116	*	*
Sweet potatoes	30747	13440	1079	433483	12412	28171	686	*
Other Temporary	41951	20744	8630	870230	15373	24773	542	577
Permanent crops	39542	15813		1130330	14680			
Avocado	7323	4160		534924	3857			
Bananas	26484	9491		757315	8764			
Guava	336	168		38632	163			
Lemons	259	84		24306	82			
Mangoes	3311	1081		187322	1027			
Oranges	636	379		67610	372			
Papayas	899	414		122837	390			
Pineapples	*	*		6218	*			
Stimulant	218002	92775		1811407	81752			
Chat	53665	28707		492067	22658			
Coffee	162767	63332		1628262	58476			
Hops / 'Gesho'	1570	737		97344	618			
Enset	259600	206287		2750966	203797			
Sugar cane	17757	8895		329884	5213			
Other permanent	3642	1108		243495	1001			

(Table 1.7.cont'd.)

S.N.N.P. Region

Crop type	UREA			UREA + DAP			INDIGENOUS SEED		
	Holder	Hectare	Quintal	Holder	Hectare	Quintal	Holder	Hectare	Quintal
All	154947	18634	14295	953039	338410	530571	3908397	1603007	644482
Cereals	43336	7067	3894	889938	302502	453891	2394008	718637	518801
Teff	12725	2689	1236	367076	107710	138595	955231	246584	112198
Barley	7293	256	210	151218	17104	26556	715240	75645	105434
Wheat	4835	265	171	316109	64761	117161	597372	108797	201378
Maize	15936	2411	1657	419210	102894	156269	1083967	163014	66593
Sorghum	9617	1421	610	78320	8295	13801	746795	117779	29588
Finger millet	*	*	*	11177	722	820	56091	4114	1682
Oats / 'Aja'	-	-	-	1477	*	*	19680	408	406
Rice	-	-	-	*	*	*	7127	*	*
Masho	-	-	-	*	*	*	*	*	-
Pulses	19648	819	573	183368	13607	24006	2023364	219435	124469
Horse / Faba beans	3004	77	62	62681	3670	4976	909593	71056	73856
Field Peas	3222	102	57	41694	3255	5224	511507	60537	40431
Haricot beans									
white	1639	*	*	11226	462	1240	139492	4796	2489
red	11088	404	*	83187	5934	12144	1005803	71547	-
Chick peas	*	*	*	*	*	*	66230	9497	6063
Lentils	*	*	*	1866	*	*	24059	923	367
Vetch / Grass peas	-	-	-	-	-	-	5065	*	*
Soya beans	*	*	*	*	*	*	8431	*	*
Fenugreek	*	*	*	*	*	*	23902	248	*
Gibto	-	-	-	*	*	*	*	*	*
Oilseeds	*	*	*	4700	138	298	112035	5850	1213
Neug	-	-	-	-	-	-	5166	*	*
Linseed	*	*	*	2731	*	*	49960	1229	380
Groundnuts	-	-	-	-	-	-	9347	376	*
Safflower	-	-	-	*	*	*	10454	123	34
Sesame	-	-	-	-	-	-	15507	*	*
Rapeseed	-	-	-	*	*	*	26283	360	59
Vegetables	14263	590	437	94119	12750	28959	2025484	40440	-
Lettuce	*	*	*	-	-	-	1645	*	-
Head cabbage	*	*	*	6156	*	*	62756	761	-
Ethiopian cabbage	6487	73	51	14203	364	877	1881447	20465	-
Tomatoes	-	-	-	*	*	*	40858	*	-
Green peppers	*	*	*	*	*	*	212065	1173	-
Red peppers	6612	497	368	73464	11330	25992	180482	16580	-
Swiss chard	-	-	-	-	-	-	11121	25	-
Root crops	30202	1194	946	47705	2156	5232	1931452	80930	-
Beetroot	*	*	*	*	*	*	62611	216	-
Carrot	*	*	*	*	*	*	31619	293	-
Onion	*	*	*	6778	*	*	111295	810	-
Potatoes	*	*	*	32198	1702	4273	310222	7471	-
Yam	*	*	-	-	-	-	233716	3004	-
Garlic	-	-	-	1329	*	*	140388	1143	-
Taro 'Godere'	19983	812	696	5150	142	*	1115206	37411	-
Sweet potatoes	8772	284	206	*	*	89	836192	30583	-
Other Temporary	33814	2452	2254	37715	2377	5799	1395854	41710	-
Permanent crops							1744131	37123	
Avocado							834074	6690	
Bananas							1252191	25006	
Guava							65529	294	
Lemons							54253	249	
Mangoes							399382	3119	
Oranges							128654	612	
Papayas							226799	862	
Pineapples							25403	*	
Stimulant							2436602	192653	
Chat							827540	45653	
Coffee							2210502	145484	
Hops / 'Gesho'							187889	1515	
Enset							3165765	245642	
Sugar cane							671162	17204	
Other permanent							503009	3383	

(Table 1.7 Cont'd.)

S.N.N.P. Region

Crop type	IMPROVED SEED			PESTICIDE		IRRIGATION		EXTENSION PACKAGE	
	Holder	Hectare	Quintal	Holder	Hectare	Holder	Hectare	Holder	Hectare
All	674968	152335	57476	652962	219118	125096	33106	1040294	306518
Cereals	574776	145278	56422	585395	208574	33865	8769	898407	268908
Teff	60276	12741	4816	355182	105017	4801	1169	340869	88820
Barley	11240	999	*	113442	11654	*	*	108557	9948
Wheat	55543	9395	15072	293025	69007	*	*	196391	35691
Maize	490585	121648	34619	26328	6025	30118	7001	455327	120711
Sorghum	4235	423	73	49021	14147	2165	*	100427	12623
Finger millet	*	*	*	17281	1554	-	-	4869	266
Oats / 'Aja'	*	*	*	3417	63	-	-	*	*
Rice	-	-	-	*	*	-	-	*	*
Masho	-	-	-	*	*	-	-	*	*
Pulses	39088	2335	1046	27050	3073	12625	818	278030	25139
Horse / Faba beans	5023	*	*	14613	1499	-	-	68385	5937
Field Peas	2866	263	212	9125	1001	*	*	35752	3303
Haricot beans white	*	*	*	-	-	3633	*	13627	730
Haricot beans red	*	1227	-	4224	143	7993	*	172943	14348
Chick peas	*	*	*	*	*	*	*	*	*
Lentils	*	*	*	*	*	*	*	*	*
Vetch / Grass peas	-	-	-	-	-	-	-	*	*
Soya beans	-	-	-	-	-	-	-	*	*
Fenugreek	-	-	-	-	-	-	-	*	*
Gibto	*	*	*	*	*	-	-	*	*
Oilseeds	*	*	*	4454	253	*	*	4653	147
Neug	-	-	-	-	-	-	-	-	-
Linseed	-	-	-	4306	252	-	-	1770	*
Groundnuts	-	-	-	-	-	-	-	*	*
Safflower	-	-	-	-	-	-	-	*	*
Sesame	*	*	*	-	-	*	*	-	-
Rapeseed	*	*	*	*	*	-	-	2032	*
Vegetables	13588	156	-	19977	1194	17010	*	46965	1814
Lettuce	*	*	-	-	-	-	-	*	*
Head cabbage	6696	*	-	*	44	*	*	7117	*
Ethiopian cabbage	3213	30	-	6777	97	11094	128	31166	559
Tomatoes	*	*	-	*	*	*	*	*	*
Green peppers	*	*	-	*	*	*	*	3668	24
Red peppers	*	*	-	7628	773	*	*	12645	951
Swiss chard	*	*	-	-	-	-	-	-	-
Root crops	14347	124	-	28991	1565	17156	*	94580	3115
Beetroot	8030	*	-	*	*	-	-	4216	*
Carrot	2740	*	-	*	*	*	*	3353	8
Onion	2098	2	-	-	-	*	*	3984	15
Potatoes	*	*	-	23552	1454	*	*	41813	1263
Yam	-	-	-	-	-	*	*	-	-
Garlic	-	-	-	*	*	*	*	3385	*
Taro 'Godere'	*	*	-	*	*	*	*	30982	1007
Sweet potatoes	1866	*	-	*	*	*	*	17672	763
Other Temporary	*	*	-	4891	*	18993	791	57474	3052
Permanent crops				2936	*	72737	*	31067	453
Avocado				*	*	37655	*	8927	*
Bananas				*	*	54286	*	17379	164
Guava				-	-	*	*	*	*
Lemons				-	-	*	12	-	-
Mangoes				*	*	17907	236	3078	*
Oranges				-	-	*	*	1291	*
Papayas				*	*	13648	111	3519	*
Pineapples				-	-	-	-	-	-
Stimulant	57331	3944	-	43795	4022	80273	*	67663	2779
Chat				35180	*	*	*	24179	983
Coffee	56372	3896	-	9092	935	67823	2176	49599	1755
Hops / 'Gesho'				*	*	*	*	2342	*
Enset				7079	207	*	3066	*	*
Sugar cane				*	*	*	*	2816	*
Other permanent				*	*	14595	121	6469	88

Table 1.7.1 Number of Holders, Inputs Applied Area and Quantity of Inputs used

Crop type	Garage							
	All Crop Area	All Fertilizers		Natural		DAP		
		Hectare	Quintal	Holder	Hectare	Holder	Hectare	Quintal
All	147748	121287	112042	233940	40061	79010	14741	12247
Cereals	97568	81046	101562	73705	5570	70337	13729	11517
Teff	36627	32668	36173	4707	587	14788	*	*
Barley	8992	8152	11978	18759	641	34837	1903	2094
Wheat	14778	10256	14650	10756	*	25115	2704	2746
Maize	30855	28557	37898	46426	3461	11082	*	*
Sorghum	6240	1372	819	5666	*	1493	*	*
Finger millet	-	-	-	-	-	-	-	-
Oats / 'Aja'	76	42	44	*	*	*	*	*
Rice	-	-	-	-	-	-	-	-
Masho	-	-	-	-	-	-	-	-
Pulses	11555	4493	2359	68022	2721	13225	854	554
Horse / Faba beans	4445	3126	657	60958	2461	9066	410	285
Field Peas	1320	756	811	7519	*	5152	*	*
Haricot beans white	*	*	*	5757	47	-	-	-
Haricot beans red	*	*	*	*	*	-	-	-
Chick peas	*	*	*	-	-	*	*	*
Lentils	*	*	*	*	*	-	-	-
Vetch / Grass peas	*	*	-	*	*	-	-	-
Soya beans	-	-	-	-	-	-	-	-
Fenugreek	*	*	-	*	*	-	-	-
Gibto	-	-	-	-	-	-	-	-
Oilseeds	*	*	*	*	*	*	*	*
Neug	*	-	-	-	-	-	-	-
Linseed	*	*	*	*	*	*	*	*
Groundnuts	-	-	-	-	-	-	-	-
Safflower	*	-	-	-	-	-	-	-
Sesame	-	-	-	-	-	-	-	-
Rapeseed	*	*	-	*	*	-	-	-
Vegetables	5309	4988	*	136411	1555	*	*	*
Lettuce	*	*	-	*	*	-	-	-
Head cabbage	118	111	*	*	84	*	*	*
Ethiopian cabbage	1601	1356	*	129868	1342	-	-	-
Tomatoes	*	*	*	*	*	-	-	-
Green peppers	23	*	*	4940	13	-	-	-
Red peppers	*	*	*	3798	*	*	*	*
Swiss chard	17	13	-	5838	13	-	-	-
Root crops	1381	1212	469	73581	983	7250	*	*
Beetroot	*	*	-	5493	*	-	-	-
Carrot	11	*	-	5134	*	-	-	-
Onion	*	*	*	12272	*	*	*	*
Potatoes	369	257	*	11727	*	*	*	*
Yam	*	*	-	*	*	-	-	-
Garlic	*	*	*	26993	*	*	*	*
Taro 'Godere'	511	495	*	32689	480	*	*	*
Sweet potatoes	*	*	-	*	*	-	-	-
Other Temporary	481	433	*	43515	288	*	*	*
Permanent crops	1217	975		92704	926			
Avocado	466	378		58627	366			
Bananas	243	230		26559	215			
Guava	*	*		4989	*			
Lemons	*	7		4086	7			
Mangoes	59	44		11097	44			
Oranges	240	210		27556	203			
Papayas	*	80		*	*			
Pineapples	-	-		-	-			
Stimulant	9504	8424		131621	8357			
Chat	4897	4179		79784	4163			
Coffee	4180	4014		109452	3963			
Hops / 'Gesho'	*	231		31419	231			
Enset	19807	19428		204445	19379			
Sugar cane	*	*		13098	*			
Other permanent	153	119		34339	118			

(Table 1.7.1 cont'd.)

Gurage

Crop type	UREA			UREA + DAP			INDIGENOUS SEED		
	Holder	Hectare	Quintal	Holder	Hectare	Quintal	Holder	Hectare	Quintal
All	22205	3937	2301	145972	62549	97494	271745	118253	64893
Cereals	18169	3396	*	143228	58352	88154	210249	69024	54239
Teff	6907	1953	916	56599	24209	31453	80273	33703	11805
Barley	*	*	*	47022	5467	9750	84048	8924	16781
Wheat	*	*	*	48227	7184	11852	82189	13507	19159
Maize	*	*	*	55201	21267	34606	64911	6575	4489
Sorghum	*	*	*	*	*	*	32313	6240	*
Finger millet	-	-	-	-	-	-	-	-	-
Oats / 'Aja'	-	-	-	*	*	*	6106	76	116
Rice	-	-	-	-	-	-	-	-	-
Masho	-	-	-	-	-	-	-	-	-
Pulses	3226	*	*	13236	750	*	113679	11543	10559
Horse / Faba beans	1816	*	*	5414	206	327	92294	4437	4815
Field Peas	*	*	*	6818	317	674	26510	1316	1352
Haricot beans									
white	-	-	-	*	*	*	13998	*	163
Haricot beans red	-	-	-	*	*	*	*	*	-
Chick peas	-	-	-	*	*	*	*	*	*
Lentils	*	*	*	*	*	*	*	*	*
Vetch / Grass peas	-	-	-	-	-	-	*	*	*
Soya beans	-	-	-	-	-	-	-	-	-
Fenugreek	-	-	-	-	-	-	*	*	-
Gibto	-	-	-	-	-	-	-	-	-
Oilseeds							7927	*	*
Neug	-	-	-	-	-	-	*	*	*
Linseed	-	-	-	-	-	-	*	*	*
Groundnuts	-	-	-	-	-	-	-	-	-
Safflower	-	-	-	-	-	-	*	*	*
Sesame	-	-	-	-	-	-	-	-	-
Rapeseed	-	-	-	-	-	-	*	*	*
Vegetables	*	*	*	16300	*	*	161126	5289	-
Lettuce	-	-	-	-	-	-	*	*	-
Head cabbage	-	-	-	*	*	*	19680	*	-
Ethiopian cabbage	-	-	-	*	*	*	143208	1591	-
Tomatoes	-	-	-	*	*	*	*	*	-
Green peppers	*	*	*	-	-	-	5283	23	-
Red peppers	*	*	*	*	*	*	18508	*	-
Swiss chard	-	-	-	-	-	-	5886	15	-
Root crops	*	*	*	*	*	*	92772	1312	-
Beetroot	-	-	-	-	-	-	*	*	-
Carrot	-	-	-	-	-	-	8010	8	-
Onion	*	*	*	*	*	*	17152	*	-
Potatoes	-	-	-	*	*	*	22093	*	-
Yam	-	-	-	-	-	-	*	*	-
Garlic	-	-	-	-	-	-	35058	*	-
Taro 'Godere'	*	*	*	*	*	*	34046	511	-
Sweet potatoes	-	-	-	-	-	-	1868	*	-
Other Temporary	*	*	*	2706	*	*	58680	481	-
Permanent crops							101921	1140	
Avocado							65561	411	
Bananas							29274	234	
Guava							7220	*	
Lemons							6273	*	
Mangoes							11547	54	
Oranges							32453	233	
Papayas							*	*	
Pineapples							-	-	
Stimulant							140497	9173	
Chat							87744	4881	
Coffee							111651	3865	
Hops / 'Gesho'							39257	*	
Enset							204461	19365	
Sugar cane							16399	*	
Other permanent							47569	152	

(Table 1.7.1 Cont'd.)

Crop type	IMPROVED SEED			PESTICIDE		IRRIGATION		EXTENSION PACKAGE	
	Holder	Hectare	Quintal	Holder	Hectare	Holder	Hectare	Holder	Hectare
All	79927	28684	9996	59249	28974	*	*	103180	45763
Cereals	72253	28544	9956	54938	27920	*	*	97631	44774
Teff	9201	*	1283	40007	21990	-	-	29047	11505
Barley	*	*	*	6163	333	-	-	15752	603
Wheat	*	*	*	25846	5206	*	*	24322	*
Maize	64984	24280	6564	*	*	*	*	63442	23359
Sorghum	-	-	-	*	*	-	-	4962	784
Finger millet	-	-	-	-	-	-	-	-	-
Oats / 'Aja'	-	-	-	*	*	-	-	*	*
Rice	-	-	-	-	-	-	-	-	-
Masho	-	-	-	-	-	-	-	-	-
Pulses	*	*	*	*	*	-	-	13140	*
Horse / Faba beans	*	*	*	*	*	-	-	9154	275
Field Peas	*	*	*	*	*	-	-	*	*
Haricot beans white	-	-	-	-	-	-	-	*	*
Haricot beans red	-	-	-	-	-	-	-	*	*
Chick peas	-	-	-	*	*	-	-	-	-
Lentils	-	-	-	*	*	-	-	-	-
Vetch / Grass peas	-	-	-	-	-	-	-	-	-
Soya beans	-	-	-	-	-	-	-	-	-
Fenugreek	-	-	-	-	-	-	-	-	-
Gibto	-	-	-	-	-	-	-	-	-
Oilseeds	-	-	-	-	-	-	-	-	-
Neug	-	-	-	-	-	-	-	-	-
Linseed	-	-	-	-	-	-	-	-	-
Groundnuts	-	-	-	-	-	-	-	-	-
Safflower	-	-	-	-	-	-	-	-	-
Sesame	-	-	-	-	-	-	-	-	-
Rapeseed	-	-	-	-	-	-	-	-	-
Vegetables	2518	*	-	-	-	*	*	4281	*
Lettuce	-	-	-	-	-	-	-	*	*
Head cabbage	*	*	-	-	-	*	*	*	*
Ethiopian cabbage	*	*	-	-	-	*	*	*	*
Tomatoes	-	-	-	-	-	*	*	-	-
Green peppers	*	*	-	-	-	*	*	-	-
Red peppers	-	-	-	-	-	-	-	*	*
Swiss chard	*	*	-	-	-	-	-	-	-
Root crops	3368	*	-	*	*	*	*	3685	*
Beetroot	1713	*	-	-	-	-	-	*	*
Carrot	*	*	-	-	-	-	-	*	*
Onion	-	-	-	-	-	*	*	*	*
Potatoes	*	*	-	*	*	-	-	*	*
Yam	-	-	-	-	-	-	-	-	-
Garlic	-	-	-	-	-	-	-	*	*
Taro 'Godere'	-	-	-	-	-	-	-	*	*
Sweet potatoes	-	-	-	-	-	*	*	-	-
Other Temporary	*	*	-	*	*	-	-	*	*
Permanent crops				*	*	*	*	1637	*
Avocado				*	*	*	*	*	*
Bananas				-	-	*	*	*	*
Guava				-	-	*	*	-	-
Lemons				-	-	*	*	-	-
Mangoes				-	-	*	*	-	-
Oranges				-	-	-	-	-	-
Papayas				-	-	*	*	*	*
Pineapples				-	-	-	-	-	-
Stimulant	1955	*	-	1399	*	*	*	2773	*
Chat				*	*	-	-	1329	*
Coffee	1955	*	-	*	*	*	*	2425	*
Hops / 'Gesho'				*	*	*	*	*	*
Enset				1363	*	*	*	-	-
Sugar cane				*	*	*	*	-	-
Other permanent				*	*	*	*	*	*

Table1.7.2 Number of Holders, Inputs Applied Area and Quantity of Inputs used

Hadiya

Crop type	All Crop Area	All Fertilizers		Natural		DAP		
		Hectare	Quintal	Holder	Hectare	Holder	Hectare	Quintal
All	158333	139069	148644	255063	34770	140889	31247	29146
Cereals	107071	94215	129144	91610	5366	106738	20789	18706
Teff	39515	36842	46188	*	*	35072	5877	4432
Barley	5912	5695	7322	10386	267	29911	1896	2028
Wheat	31889	30534	56662	4236	*	33076	5055	6256
Maize	21337	18605	17342	62350	3289	45681	7557	5586
Sorghum	8056	2241	1354	36593	1477	10011	341	384
Finger millet	*	*	*	*	*	*	*	*
Oats / 'Aja'	*	*	*	*	*	*	*	*
Rice	*	*	*	*	*	*	*	*
Masho	-	-	-	-	-	-	-	-
Pulses	13282	12319	12334	47112	1180	76880	8828	9186
Horse / Faba beans	7588	7094	7699	12696	331	56985	5640	6298
Field Peas	3354	3248	3233	*	*	22741	2277	1964
Haricot beans white	*	*	*	8596	*	*	*	*
Haricot beans red	*	*	*	23013	*	9897	*	*
Chick peas	*	-	-	-	-	-	-	-
Lentils	*	*	*	*	*	*	*	*
Vetch / Grass peas	*	*	*	*	*	*	*	*
Soya beans	*	*	*	-	-	*	*	*
Fenugreek	*	*	*	2318	8	*	*	*
Gibto	*	*	*	-	-	*	*	*
Oilseeds	273	212	*	6790	92	3715	42	38
Neug	*	*	*	-	-	*	*	*
Linseed	113	59	*	*	*	2048	*	*
Groundnuts	*	*	-	*	*	-	-	-
Safflower	-	-	-	-	-	-	-	-
Sesame	-	-	-	-	-	-	-	-
Rapeseed	147	140	*	4636	*	1751	*	*
Vegetables	5278	5174	*	216898	2799	9215	*	*
Lettuce	-	-	-	-	-	-	-	-
Head cabbage	*	*	*	8573	*	-	-	-
Ethiopian cabbage	2514	2466	73	214723	2399	4438	51	42
Tomatoes	*	*	-	11577	*	-	-	-
Green peppers	*	*	*	19792	60	*	*	*
Red peppers	*	*	*	7775	124	*	*	*
Swiss chard	*	*	-	*	*	-	-	-
Root crops	2811	2617	498	89283	2241	10591	242	253
Beetroot	47	41	-	27622	41	-	-	-
Carrot	*	*	*	2813	*	*	*	*
Onion	*	*	*	*	*	*	*	*
Potatoes	512	480	*	15672	154	9765	231	240
Yam	*	*	-	*	*	-	-	-
Garlic	10	*	-	4566	*	-	-	-
Taro 'Godere'	2109	1980	*	42636	1937	*	*	*
Sweet potatoes	88	72	-	8553	72	-	-	-
Other Temporary	1582	1503	*	110366	1160	4790	56	*
Permanent crops	2071	1466		114378	1326			
Avocado	554	350		52886	331			
Bananas	1325	956		80431	835			
Guava	*	*		2860	*			
Lemons	*	*		*	*			
Mangoes	*	*		13103	*			
Oranges	*	*		3301	*			
Papayas	18	14		9650	14			
Pineapples	-	-		-	-			
Stimulant	8151	4702		126011	3786			
Chat	1278	1171		40404	1135			
Coffee	6786	3456		104892	2583			
Hops / 'Gesho'	87	75		16149	68			
Enset	16272	15977		230768	15938			
Sugar cane	1473	844		40599	844			
Other permanent	70	40		27196	39			

(Table 1.7.2 cont'd.)

Crop type	UREA			UREA + DAP			INDIGENOUS SEED		
	Holder	Hectare	Quintal	Holder	Hectare	Quintal	Holder	Hectare	Quintal
All	7055	*	*	168781	72556	119090	264797	148597	127476
Cereals	*	*	*	164733	67893	110311	237539	98648	111364
Teff	*	*	*	95701	30823	41704	131728	38010	16516
Barley	-	-	-	30134	3531	5294	67989	5878	13263
Wheat	*	*	*	92950	25293	50392	125823	30923	72142
Maize	*	*	*	41760	7697	11703	115792	15433	7134
Sorghum	*	*	*	9894	400	*	98854	8040	1930
Finger millet	-	-	-	1631	*	*	*	*	*
Oats / 'Aja'	-	-	-	-	-	-	*	*	-
Rice	-	-	-	-	-	-	*	*	*
Masho	-	-	-	-	-	-	-	-	-
Pulses	*	*	*	20471	2293	3144	136473	13282	16046
Horse / Faba beans	-	-	-	12132	1123	1400	87285	7588	10901
Field Peas	-	-	-	6987	931	1269	34060	3354	4392
Haricot beans white	-	-	-	-	-	-	13591	*	*
Haricot beans red	-	-	-	3251	*	*	37198	*	-
Chick peas	-	-	-	-	-	-	*	*	*
Lentils	*	*	*	*	*	*	3767	*	*
Vetch / Grass peas	-	-	-	-	-	-	*	*	-
Soya beans	-	-	-	-	-	-	*	*	*
Fenugreek	-	-	-	-	-	-	3543	*	*
Gibto	-	-	-	-	-	-	*	*	*
Oilseeds	-	-	-	3030	*	*	15142	271	65
Neug	-	-	-	-	-	-	*	*	*
Linseed	-	-	-	*	*	*	5835	113	40
Groundnuts	-	-	-	-	-	-	*	*	-
Safflower	-	-	-	-	-	-	-	-	-
Sesame	-	-	-	-	-	-	-	-	-
Rapeseed	-	-	-	*	*	*	8949	145	*
Vegetables	*	*	*	13136	*	*	226456	5278	-
Lettuce	-	-	-	-	-	-	-	-	-
Head cabbage	-	-	-	-	-	-	8978	*	-
Ethiopian cabbage	*	*	*	*	*	*	220532	2514	-
Tomatoes	-	-	-	-	-	-	13830	*	-
Green peppers	-	-	-	*	*	*	24451	*	-
Red peppers	*	*	*	*	*	*	23036	*	-
Swiss chard	-	-	-	-	-	-	*	*	-
Root crops	*	*	*	*	*	*	108207	2811	-
Beetroot	-	-	-	-	-	-	30327	47	-
Carrot	-	-	-	-	-	-	3593	*	-
Onion	-	-	-	-	-	-	*	*	-
Potatoes	*	*	*	*	*	*	28910	512	-
Yam	-	-	-	-	-	-	*	*	-
Garlic	-	-	-	-	-	-	5739	10	-
Taro 'Godere'	*	*	*	-	-	-	48755	2109	-
Sweet potatoes	-	-	-	-	-	-	10967	88	-
Other Temporary	*	*	*	*	*	*	121573	1567	-
Permanent crops							133673	2008	
Avocado							77236	523	
Bananas							93835	1300	
Guava							*	*	
Lemons							*	*	
Mangoes							20278	*	
Oranges							3680	*	
Papayas							13519	18	
Pineapples							-	-	
Stimulant							146784	7406	
Chat							43698	1159	
Coffee							125057	6162	
Hops / 'Geshe'							21283	85	
Enset							224043	15784	
Sugar cane							54081	1473	
Other permanent							42880	69	

(Table 1.7.2 Cont'd.)

Hadiya

Crop type	IMPROVED SEED			PESTICIDE		IRRIGATION		EXTENSION PACKAGE	
	Holder	Hectare	Quintal	Holder	Hectare	Holder	Hectare	Holder	Hectare
All	41109	8377	4026	182294	68169	-	-	67126	24476
Cereals	39321	8339	4026	179926	66902	-	-	60692	22534
Teff	3712	1505	594	113022	34228	-	-	30738	10851
Barley	*	*	*	36701	3705	-	-	2303	*
Wheat	4230	881	1791	112381	28452	-	-	16904	4065
Maize	33321	5904	1635	2834	407	-	-	30055	6946
Sorghum	*	*	-	*	*	-	-	8030	321
Finger millet	-	-	-	*	*	-	-	*	*
Oats / 'Aja'	-	-	-	-	-	-	-	-	-
Rice	-	-	-	-	-	-	-	-	-
Masho	-	-	-	-	-	-	-	-	-
Pulses	-	-	-	*	*	-	-	11962	1346
Horse / Faba beans	-	-	-	*	*	-	-	5393	528
Field Peas	-	-	-	*	*	-	-	2721	*
Haricot beans white	-	-	-	-	-	-	-	*	*
Haricot beans red	-	-	-	-	-	-	-	-	-
Chick peas	-	-	-	-	-	-	-	-	-
Lentils	-	-	-	-	-	-	-	-	-
Vetch / Grass peas	-	-	-	-	-	-	-	-	-
Soya beans	-	-	-	-	-	-	-	-	-
Fenugreek	-	-	-	-	-	-	-	-	-
Gibto	-	-	-	-	-	-	-	-	-
Oilseeds	*	*	-	*	*	-	-	*	*
Neug	-	-	-	-	-	-	-	-	-
Linseed	-	-	-	*	*	-	-	-	-
Groundnuts	-	-	-	-	-	-	-	-	-
Safflower	-	-	-	-	-	-	-	-	-
Sesame	-	-	-	-	-	-	-	-	-
Rapeseed	*	*	-	-	-	-	-	*	*
Vegetables	-	-	-	3942	*	-	-	*	*
Lettuce	-	-	-	-	-	-	-	-	-
Head cabbage	-	-	-	-	-	-	-	-	-
Ethiopian cabbage	-	-	-	1563	*	-	-	*	*
Tomatoes	-	-	-	*	*	-	-	-	-
Green peppers	-	-	-	*	*	-	-	-	-
Red peppers	-	-	-	*	*	-	-	*	*
Swiss chard	-	-	-	-	-	-	-	-	-
Root crops	-	-	-	*	*	-	-	1577	*
Beetroot	-	-	-	*	*	-	-	-	-
Carrot	-	-	-	-	-	-	-	-	-
Onion	-	-	-	-	-	-	-	-	-
Potatoes	-	-	-	*	*	-	-	*	*
Yam	-	-	-	-	-	-	-	-	-
Garlic	-	-	-	-	-	-	-	-	-
Taro 'Godere'	-	-	-	-	-	-	-	-	-
Sweet potatoes	-	-	-	-	-	-	-	*	*
Other Temporary	-	-	-	-	-	-	-	2798	*
Permanent crops	-	-	-	*	*	-	-	*	*
Avocado	-	-	-	-	-	-	-	*	*
Bananas	-	-	-	-	-	-	-	*	*
Guava	-	-	-	-	-	-	-	-	-
Lemons	-	-	-	-	-	-	-	-	-
Mangoes	-	-	-	*	*	-	-	-	-
Oranges	-	-	-	-	-	-	-	-	-
Papayas	-	-	-	-	-	-	-	-	-
Pineapples	-	-	-	-	-	-	-	-	-
Stimulant	*	*	-	*	*	-	-	4699	*
Chat	-	-	-	-	-	-	-	*	*
Coffee	*	*	-	*	*	-	-	*	*
Hops / 'Geshe'	-	-	-	-	-	-	-	*	*
Enset	-	-	-	-	-	-	-	-	-
Sugar cane	-	-	-	-	-	-	-	-	-
Other permanent	-	-	-	-	-	-	-	-	-

Table1.7.3 Number of Holders, Inputs Applied Area and Quantity of Inputs used

Kembata-Tembaro

Crop type	All Crop Area	All Fertilizers		Natural		DAP		
		Hectare	Quintal	Holder	Hectare	Holder	Hectare	Quintal
All	56115	46929	42461	126966	18428	73275	9560	8969
Cereals	28318	23608	31293	41735	2955	48398	5268	4738
Teff	9532	8459	11415	*	*	18928	1977	1496
Barley	1020	953	1135	5710	112	9184	403	364
Wheat	11106	10422	15955	4344	*	19184	2021	2143
Maize	2722	2353	2178	15400	728	8033	630	507
Sorghum	3767	1265	*	24947	952	4278	204	208
Finger millet	126	*	*	1239	*	*	*	*
Oats / 'Aja'	13	13	*	*	*	*	*	*
Rice	*	-	-	-	-	-	-	-
Masho	*	*	*	-	-	-	-	-
Pulses	7263	5912	4667	41783	1473	40344	3701	3497
Horse / Faba beans	4332	3872	3596	29525	680	33216	2714	2748
Field Peas	1889	1542	845	15800	518	14878	804	608
Haricot beans white	*	*	*	*	*	*	*	*
Haricot beans red	985	460	218	14788	242	5599	183	140
Chick peas	-	-	-	-	-	-	-	-
Lentils	*	*	*	*	*	-	-	-
Vetch / Grass peas	*	*	-	*	*	-	-	-
Soya beans	*	*	-	*	*	-	-	-
Fenugreek	*	*	-	*	*	-	-	-
Gibto	-	-	-	-	-	-	-	-
Oilseeds	*	72	*	3159	46	*	*	*
Neug	-	-	-	-	-	-	-	-
Linseed	*	*	*	*	*	*	*	*
Groundnuts	*	*	-	*	*	-	-	-
Safflower	*	*	*	-	-	*	*	*
Sesame	-	-	-	-	-	-	-	-
Rapeseed	*	*	*	*	*	*	*	*
Vegetables	1863	1626	*	95431	1226	2200	*	*
Lettuce	*	*	*	-	-	-	-	-
Head cabbage	*	*	*	5735	26	*	*	*
Ethiopian cabbage	1036	1007	15	92841	996	*	*	*
Tomatoes	*	*	*	*	*	*	*	*
Green peppers	14	13	*	4185	13	-	-	-
Red peppers	*	*	*	*	*	*	*	*
Swiss chard	*	*	-	1003	*	-	-	-
Root crops	3386	2982	3702	60352	1305	15981	364	459
Beetroot	*	26	*	3630	13	*	*	*
Carrot	*	*	*	1201	*	*	*	*
Onion	*	*	-	1619	*	-	-	-
Potatoes	1731	1640	3436	19339	201	13796	334	431
Yam	3	*	-	*	*	-	-	-
Garlic	13	12	*	1401	6	1119	3	5
Taro 'Godere'	1337	1093	*	38744	940	*	*	*
Sweet potatoes	162	145	*	14223	133	*	*	*
Other Temporary	1899	1565	*	45554	582	*	*	*
Permanent crops	1980	1107		66598	1016			
Avocado	380	237		37012	233			
Bananas	1398	741		51584	658			
Guava	*	-		-	-			
Lemons	*	*		2023	*			
Mangoes	146	81		17563	77			
Oranges	24	*		3055	*			
Papayas	10	*		3314	*			
Pineapples	*	*		*	*			
Stimulant	3129	2460		66789	2268			
Chat	*	*		7907	*			
Coffee	2724	2096		64590	1903			
Hops / 'Gesho'	34	27		4579	27			
Enset	7496	7292		120193	7279			
Sugar cane	532	258		22045	252			
Other permanent	93	47		12097	26			

(Table 1.7.3 cont'd.)

Crop type	UREA			UREA + DAP			INDIGENOUS SEED		
	Holder	Hectare	Quintal	Holder	Hectare	Quintal	Holder	Hectare	Quintal
<i>All</i>	10536	1126	*	73362	17816	32522	130487	53230	35765
<i>Cereals</i>	*	*	*	66075	15328	26508	109451	25840	28903
<i>Teff</i>	*	*	*	31794	6220	9879	50850	9143	3814
<i>Barley</i>	-	-	-	6600	438	771	22780	1020	1825
<i>Wheat</i>	*	*	*	42240	7474	13808	61222	10641	21516
<i>Maize</i>	-	-	-	9717	995	1671	18921	1108	676
<i>Sorghum</i>	-	-	-	*	*	*	45585	3767	1025
<i>Finger millet</i>	*	*	*	*	*	*	4463	*	*
<i>Oats / 'Aja'</i>	-	-	-	-	-	-	*	13	*
<i>Rice</i>	-	-	-	-	-	-	*	*	*
<i>Masho</i>	-	-	-	*	*	*	*	*	-
<i>Pulses</i>	1170	*	*	10703	676	1138	82315	7242	6824
<i>Horse / Faba beans</i>	-	-	-	6857	478	849	68397	4311	5394
<i>Field Peas</i>	959	*	*	3783	163	209	38534	1889	1404
<i>Haricot beans white</i>	-	-	-	*	*	*	2146	*	*
<i>Haricot beans red</i>	*	*	*	1264	*	*	25670	985	-
<i>Chick peas</i>	-	-	-	-	-	-	-	-	-
<i>Lentils</i>	-	-	-	-	-	-	*	*	*
<i>Vetch / Grass peas</i>	-	-	-	-	-	-	*	*	-
<i>Soya beans</i>	-	-	-	-	-	-	*	*	*
<i>Fenugreek</i>	-	-	-	-	-	-	*	*	*
<i>Gibto</i>	-	-	-	-	-	-	-	-	-
<i>Oilseeds</i>	-	-	-	*	*	*	6602	*	38
<i>Neug</i>	-	-	-	-	-	-	-	-	-
<i>Linseed</i>	-	-	-	*	*	*	1227	*	*
<i>Groundnuts</i>	-	-	-	-	-	-	*	*	-
<i>Safflower</i>	-	-	-	-	-	-	*	*	*
<i>Sesame</i>	-	-	-	-	-	-	-	-	-
<i>Rapeseed</i>	-	-	-	-	-	-	*	*	*
<i>Vegetables</i>	1446	*	*	*	*	*	100762	1831	-
<i>Lettuce</i>	*	*	*	-	-	-	*	*	-
<i>Head cabbage</i>	*	*	*	*	*	*	8616	*	-
<i>Ethiopian cabbage</i>	*	*	*	*	*	*	96514	1024	-
<i>Tomatoes</i>	-	-	-	*	*	*	*	*	-
<i>Green peppers</i>	*	*	*	-	-	-	4975	14	-
<i>Red peppers</i>	*	*	*	*	*	*	*	*	-
<i>Swiss chard</i>	-	-	-	-	-	-	1003	*	-
<i>Root crops</i>	4141	*	*	17329	1159	3133	82906	3385	-
<i>Beetroot</i>	*	*	*	*	*	*	6594	*	-
<i>Carrot</i>	*	*	*	*	*	*	3852	*	-
<i>Onion</i>	-	-	-	-	-	-	1619	*	-
<i>Potatoes</i>	*	*	*	15960	1091	3002	44589	1731	-
<i>Yam</i>	-	-	-	-	-	-	1104	3	-
<i>Garlic</i>	-	-	-	*	*	*	3470	13	-
<i>Taro 'Godere'</i>	*	*	*	*	*	*	43497	1337	-
<i>Sweet potatoes</i>	*	*	*	-	-	-	16141	162	-
<i>Other Temporary</i>	6334	*	*	*	*	*	58463	1899	-
<i>Permanent crops</i>							74008	1953	
<i>Avocado</i>							47165	375	
<i>Bananas</i>							59974	1377	
<i>Guava</i>							*	*	
<i>Lemons</i>							3008	*	
<i>Mangoes</i>							25297	145	
<i>Oranges</i>							4097	24	
<i>Papayas</i>							3688	10	
<i>Pineapples</i>							*	*	
<i>Stimulant</i>							75310	3052	
<i>Chat</i>							8223	*	
<i>Coffee</i>							71849	2670	
<i>Hops / 'Gesho'</i>							8585	34	
<i>Enset</i>							119704	7249	
<i>Sugar cane</i>							27296	531	
<i>Other permanent</i>							22508	93	

(Table 1.7.3 Cont'd.)

Crop type	IMPROVED SEED			PESTICIDE		IRRIGATION		EXTENSION PACKAGE	
	Holder	Hectare	Quintal	Holder	Hectare	Holder	Hectare	Holder	Hectare
All	19236	2406	1624	68426	16274	1836	*	32232	6107
Cereals	18353	2355	1547	59363	14166	*	*	29156	5103
Teff	*	*	*	29236	5810	*	*	9494	1786
Barley	-	-	-	4392	*	-	-	*	*
Wheat	3401	465	874	41178	7549	-	-	13900	1957
Maize	13274	*	564	*	*	*	*	9672	1155
Sorghum	-	-	-	*	*	*	*	*	*
Finger millet	-	-	-	*	*	-	-	-	-
Oats / 'Aja'	-	-	-	*	*	-	-	-	-
Rice	-	-	-	-	-	-	-	-	-
Masho	-	-	-	-	-	-	-	-	-
Pulses	*	*	*	4101	*	*	*	7324	782
Horse / Faba beans	*	*	*	*	*	-	-	5594	*
Field Peas	-	-	-	973	*	*	*	*	*
Haricot beans white	-	-	-	-	-	-	-	-	-
Haricot beans red	-	-	-	*	*	*	*	*	*
Chick peas	-	-	-	-	-	-	-	-	-
Lentils	-	-	-	-	-	-	-	-	-
Vetch / Grass peas	-	-	-	-	-	-	-	-	-
Soya beans	-	-	-	-	-	-	-	-	-
Fenugreek	-	-	-	-	-	-	-	-	-
Gibto	-	-	-	-	-	-	-	-	-
Oilseeds	-	-	-	-	-	-	-	-	-
Neug	-	-	-	-	-	-	-	-	-
Linseed	-	-	-	-	-	-	-	-	-
Groundnuts	-	-	-	-	-	-	-	-	-
Safflower	-	-	-	-	-	-	-	-	-
Sesame	-	-	-	-	-	-	-	-	-
Rapeseed	-	-	-	-	-	-	-	-	-
Vegetables	*	*	-	5634	*	*	*	*	*
Lettuce	-	-	-	-	-	-	-	-	-
Head cabbage	-	-	-	*	44	-	-	*	*
Ethiopian cabbage	-	-	-	*	*	-	-	*	*
Tomatoes	*	*	-	*	*	*	*	*	*
Green peppers	-	-	-	-	-	-	-	-	-
Red peppers	-	-	-	*	*	-	-	-	-
Swiss chard	-	-	-	-	-	-	-	-	-
Root crops	-	-	-	20052	1146	-	-	1971	*
Beetroot	-	-	-	*	*	-	-	-	-
Carrot	-	-	-	*	*	-	-	*	*
Onion	-	-	-	-	-	-	-	-	-
Potatoes	-	-	-	19072	1113	-	-	*	*
Yam	-	-	-	-	-	-	-	-	-
Garlic	-	-	-	*	*	-	-	*	*
Taro 'Godere'	-	-	-	-	-	-	-	-	-
Sweet potatoes	-	-	-	-	-	-	-	-	-
Other Temporary	-	-	-	-	-	*	*	770	*
Permanent crops	-	-	-	-	-	-	-	1012	*
Avocado	-	-	-	-	-	-	-	-	-
Bananas	-	-	-	-	-	-	-	802	*
Guava	-	-	-	-	-	-	-	-	-
Lemons	-	-	-	-	-	-	-	-	-
Mangoes	-	-	-	-	-	-	-	*	*
Oranges	-	-	-	-	-	-	-	-	-
Papayas	-	-	-	-	-	-	-	*	*
Pineapples	-	-	-	-	-	-	-	-	-
Stimulant	*	*	-	*	*	-	-	*	*
Chat	-	-	-	*	*	-	-	-	-
Coffee	*	*	-	*	*	-	-	*	*
Hops / 'Gesho'	-	-	-	-	-	-	-	-	-
Enset	-	-	-	*	*	*	*	-	-
Sugar cane	-	-	-	-	-	*	*	-	-
Other permanent	-	-	-	-	-	*	*	*	*

Table 1.7.4 Number of Holders, Inputs Applied Area and Quantity of Inputs used

Sidama

Crop type	All Crop Area	All Fertilizers		Natural		DAP		
		Hectare	Quintal	Holder	Hectare	Holder	Hectare	Quintal
All	343497	244208	82604	1136868	184516	274424	33414	29676
Cereals	50812	42610	49325	177712	9032	154417	20471	18386
Teff	*	*	*	*	*	34231	*	*
Barley	11796	8898	4627	36182	3818	43732	4445	4033
Wheat	*	*	*	*	*	*	*	*
Maize	27216	23822	36124	135981	3634	89057	8652	7855
Sorghum	1156	*	*	*	*	*	*	*
Finger millet	-	-	-	-	-	-	-	-
Oats / 'Aja'	-	-	-	-	-	-	-	-
Rice	-	-	-	-	-	-	-	-
Masho	-	-	-	-	-	-	-	-
Pulses	26169	16136	12563	245385	6613	130561	5845	5040
Horse / Faba beans	6983	3244	*	84846	2278	18093	*	*
Field Peas	1224	1065	*	8900	*	*	*	*
Haricot beans white	420	*	*	*	*	*	*	*
Haricot beans red	17400	11440	10997	145723	3757	103908	4029	3554
Chick peas	*	*	-	*	*	-	-	-
Lentils	*	*	-	*	*	-	-	-
Vetch / Grass peas	*	-	-	-	-	-	-	-
Soya beans	-	-	-	-	-	-	-	-
Fenugreek	-	-	-	-	-	-	-	-
Gibto	-	-	-	-	-	-	-	-
Oilseeds	*	*	-	*	*	-	-	-
Neug	-	-	-	-	-	-	-	-
Linseed	-	-	-	-	-	-	-	-
Groundnuts	-	-	-	-	-	-	-	-
Safflower	*	*	-	*	*	-	-	-
Sesame	-	-	-	-	-	-	-	-
Rapeseed	-	-	-	-	-	-	-	-
Vegetables	7009	5791	1003	488062	5085	29400	585	799
Lettuce	-	-	-	-	-	-	-	-
Head cabbage	*	*	*	-	-	*	*	*
Ethiopian cabbage	5748	5172	*	472695	4842	16003	*	*
Tomatoes	*	*	*	-	-	*	*	*
Green peppers	*	*	*	26622	120	*	*	*
Red peppers	*	*	*	12955	*	*	*	*
Swiss chard	-	-	-	-	-	-	-	-
Root crops	11242	4378	1013	200111	3541	36964	703	*
Beetroot	*	*	-	*	*	-	-	-
Carrot	*	-	-	-	-	-	-	-
Onion	-	-	-	-	-	-	-	-
Potatoes	958	643	*	40544	423	*	*	*
Yam	621	342	*	37869	293	*	*	*
Garlic	55	51	-	13884	51	-	-	-
Taro 'Godere'	972	465	*	40546	451	*	*	*
Sweet potatoes	8513	2873	*	88934	2318	20423	*	*
Other Temporary	4950	3900	*	234351	3807	*	*	*
Permanent crops	9113	5753	*	361390	5383			
Avocado	1949	1271	*	147965	1255			
Bananas	6538	4215	*	279902	3878			
Guava	158	86	*	*	82			
Lemons	*	*	*	*	*			
Mangoes	170	117	*	18173	117			
Oranges	*	*	*	*	*			
Papayas	*	*	*	*	*			
Pineapples	*	*	*	*	*			
Stimulant	106432	55246	*	770572	46561			
Chat	40540	19382	*	245507	13896			
Coffee	65657	35667	*	693514	32569			
Hops / 'Gesho'	*	*	*	*	*			
Enset	117148	104077	*	1122475	101817			
Sugar cane	10365	*	*	101872	2500			
Other permanent	256	*	*	28363	*			

(Table 1.7.4 cont'd.)

Crop type	UREA			UREA + DAP			INDIGENOUS SEED		
	Holder	Hectare	Quintal	Holder	Hectare	Quintal	Holder	Hectare	Quintal
All	*	*	*	132682	19784	46821	1258683	305497	40970
Cereals	*	*	*	108395	12919	30774	406828	35763	31556
Teff	-	-	-	*	*	*	47868	*	*
Barley	-	-	-	*	*	*	123189	11614	16825
Wheat	-	-	-	*	*	*	*	*	*
Maize	*	*	*	93874	11348	28104	271954	13728	7278
Sorghum	-	-	-	*	*	*	35117	1156	373
Finger millet	-	-	-	-	-	-	-	-	-
Oats / 'Aja'	-	-	-	-	-	-	-	-	-
Rice	-	-	-	-	-	-	-	-	-
Masho	-	-	-	-	-	-	-	-	-
Pulses	7457	*	*	53783	*	*	525333	25293	9414
Horse / Faba beans	-	-	-	*	*	*	177927	6980	7885
Field Peas	-	-	-	-	-	-	32365	1127	1019
Haricot beans white	-	-	-	-	-	-	13764	420	*
Haricot beans red	7457	*	*	50933	*	*	322196	16630	-
Chick peas	-	-	-	-	-	-	*	*	*
Lentils	-	-	-	-	-	-	-	-	-
Vetch / Grass peas	-	-	-	-	-	-	*	*	-
Soya beans	-	-	-	-	-	-	-	-	-
Fenugreek	-	-	-	-	-	-	-	-	-
Gibto	-	-	-	-	-	-	*	*	-
Oilseeds	-	-	-	-	-	-	-	-	-
Neug	-	-	-	-	-	-	-	-	-
Linseed	-	-	-	-	-	-	-	-	-
Groundnuts	-	-	-	-	-	-	-	-	-
Safflower	-	-	-	-	-	-	*	*	-
Sesame	-	-	-	-	-	-	-	-	-
Rapeseed	-	-	-	-	-	-	-	-	-
Vegetables	*	*	*	*	*	*	577264	6719	-
Lettuce	-	-	-	-	-	-	-	-	-
Head cabbage	-	-	-	-	-	-	-	-	-
Ethiopian cabbage	*	*	*	*	*	*	532885	5746	-
Tomatoes	-	-	-	-	-	-	-	-	-
Green peppers	-	-	-	*	*	*	67112	*	-
Red peppers	-	-	-	*	*	*	21073	*	-
Swiss chard	-	-	-	-	-	-	-	-	-
Root crops	*	*	*	*	*	*	416576	11135	-
Beetroot	-	-	-	-	-	-	-	-	-
Carrot	-	-	-	-	-	-	*	*	-
Onion	-	-	-	-	-	-	-	-	-
Potatoes	*	*	*	*	*	*	62589	958	-
Yam	-	-	-	-	-	-	59549	621	-
Garlic	-	-	-	-	-	-	15114	55	-
Taro 'Godere'	-	-	-	-	-	-	74286	972	-
Sweet potatoes	*	*	*	*	*	*	265438	8411	-
Other Temporary	-	-	-	*	*	*	322636	4941	-
Permanent crops							467449	8172	
Avocado							198282	1786	
Bananas							367683	5851	
Guava							27804	127	
Lemons							*	*	
Mangoes							21123	117	
Oranges							*	*	
Papayas							*	*	
Pineapples							*	*	
Stimulant							882535	92239	
Chat							455022	33099	
Coffee							797386	58912	
Hops / 'Gesho'							*	*	
Enset							1180615	110956	
Sugar cane							247522	10058	
Other permanent							47818	219	

(Table 1.7.4 Cont'd.)

Crop type	IMPROVED SEED			PESTICIDE		IRRIGATION		EXTENSION PACKAGE	
	Holder	Hectare	Quintal	Holder	Hectare	Holder	Hectare	Holder	Hectare
<i>All</i>	152830	16686	7009	38489	3326	*	*	100748	14733
<i>Cereals</i>	119991	15040	6916	-	-	*	*	74576	10126
<i>Teff</i>	*	*	*	-	-	-	-	*	*
<i>Barley</i>	*	*	*	-	-	-	-	*	*
<i>Wheat</i>	*	*	*	-	-	-	-	*	*
<i>Maize</i>	99997	13479	6045	-	-	*	*	45877	*
<i>Sorghum</i>	-	-	-	-	-	-	-	-	-
<i>Finger millet</i>	-	-	-	-	-	-	-	-	-
<i>Oats / 'Aja'</i>	-	-	-	-	-	-	-	-	-
<i>Rice</i>	-	-	-	-	-	-	-	-	-
<i>Masho</i>	-	-	-	-	-	-	-	-	-
<i>Pulses</i>	*	*	*	*	*	*	*	45830	*
<i>Horse / Faba beans</i>	-	-	-	-	-	-	-	-	-
<i>Field Peas</i>	*	*	*	-	-	-	-	-	-
<i>Haricot beans white</i>	-	-	-	-	-	-	-	-	-
<i>Haricot beans red</i>	*	*	*	*	*	*	*	45830	*
<i>Chick peas</i>	-	-	-	-	-	-	-	-	-
<i>Lentils</i>	*	*	-	-	-	-	-	-	-
<i>Vetch / Grass peas</i>	-	-	-	-	-	-	-	-	-
<i>Soya beans</i>	-	-	-	-	-	-	-	-	-
<i>Fenugreek</i>	-	-	-	-	-	-	-	-	-
<i>Gibto</i>	-	-	-	-	-	-	-	-	-
<i>Oilseeds</i>	-	-	-	-	-	-	-	-	-
<i>Neug</i>	-	-	-	-	-	-	-	-	-
<i>Linseed</i>	-	-	-	-	-	-	-	-	-
<i>Groundnuts</i>	-	-	-	-	-	-	-	-	-
<i>Safflower</i>	-	-	-	-	-	-	-	-	-
<i>Sesame</i>	-	-	-	-	-	-	-	-	-
<i>Rapeseed</i>	-	-	-	-	-	-	-	-	-
<i>Vegetables</i>	*	*	-	*	*	*	*	7689	130
<i>Lettuce</i>	-	-	-	-	-	-	-	-	-
<i>Head cabbage</i>	*	*	-	-	-	-	-	-	-
<i>Ethiopian cabbage</i>	-	-	-	*	*	*	*	5946	*
<i>Tomatoes</i>	*	*	-	-	-	-	-	-	-
<i>Green peppers</i>	-	-	-	-	-	-	-	-	-
<i>Red peppers</i>	-	-	-	-	-	-	-	*	*
<i>Swiss chard</i>	-	-	-	-	-	-	-	-	-
<i>Root crops</i>	*	*	-	*	*	*	*	*	*
<i>Beetroot</i>	*	*	-	-	-	-	-	-	-
<i>Carrot</i>	-	-	-	-	-	*	*	-	-
<i>Onion</i>	-	-	-	-	-	-	-	-	-
<i>Potatoes</i>	-	-	-	-	-	-	-	-	-
<i>Yam</i>	-	-	-	-	-	-	-	-	-
<i>Garlic</i>	-	-	-	-	-	-	-	-	-
<i>Taro 'Godere'</i>	-	-	-	-	-	-	-	-	-
<i>Sweet potatoes</i>	-	-	-	*	*	-	-	*	*
<i>Other Temporary</i>	-	-	-	*	*	*	*	*	*
<i>Permanent crops</i>	-	-	-	-	-	*	*	*	*
<i>Avocado</i>	-	-	-	-	-	*	*	*	*
<i>Bananas</i>	-	-	-	-	-	*	*	*	*
<i>Guava</i>	-	-	-	-	-	*	*	-	-
<i>Lemons</i>	-	-	-	-	-	-	-	-	-
<i>Mangoes</i>	-	-	-	-	-	*	*	-	-
<i>Oranges</i>	-	-	-	-	-	-	-	-	-
<i>Papayas</i>	-	-	-	-	-	*	*	-	-
<i>Pineapples</i>	-	-	-	-	-	-	-	-	-
<i>Stimulant</i>	*	*	-	31779	*	*	*	*	*
<i>Chat</i>	-	-	-	*	*	*	*	*	*
<i>Coffee</i>	*	*	-	*	*	*	*	*	*
<i>Hops / 'Gesho'</i>	-	-	-	-	-	*	*	-	-
<i>Enset</i>	-	-	-	*	*	*	*	-	-
<i>Sugar cane</i>	-	-	-	-	-	*	*	-	-
<i>Other permanent</i>	-	-	-	-	-	*	*	-	-

Table 1.7.5. Number of Holders, Inputs Applied Area and Quantity of Inputs used

Gedio

Crop type	All Crop Area	All Fertilizers		Natural		DAP		
		Hectare	Quintal	Holder	Hectare	Holder	Hectare	Quintal
All	55180	20510	3810	127203	17340	*	*	*
Cereals	9734	4126	3224	20782	*	*	*	*
Teff	*	*	*	-	-	*	*	*
Barley	2379	1779	*	7042	592	*	*	*
Wheat	*	*	*	*	*	*	*	*
Maize	6140	*	794	15752	*	*	*	*
Sorghum	*	-	-	-	-	-	-	-
Finger millet	-	-	-	-	-	-	-	-
Oats / 'Aja'	-	-	-	-	-	-	-	-
Rice	-	-	-	-	-	-	-	-
Masho	-	-	-	-	-	-	-	-
Pulses	1997	1176	*	11225	654	*	*	*
Horse / Faba beans	1532	958	*	7221	*	*	*	*
Field Peas	*	*	*	*	*	*	*	*
Haricot beans white	*	*	-	*	*	-	-	-
Haricot beans red	215	*	*	*	*	*	*	*
Chick peas	*	-	-	-	-	-	-	-
Lentils	*	*	-	*	*	-	-	-
Vetch / Grass peas	-	-	-	-	-	-	-	-
Soya beans	-	-	-	-	-	-	-	-
Fenugreek	-	-	-	-	-	-	-	-
Gibto	-	-	-	-	-	-	-	-
Oilseeds	*	*	-	*	*	-	-	-
Neug	-	-	-	-	-	-	-	-
Linseed	*	-	-	-	-	-	-	-
Groundnuts	-	-	-	-	-	-	-	-
Safflower	-	-	-	-	-	-	-	-
Sesame	*	*	-	*	*	-	-	-
Rapeseed	-	-	-	-	-	-	-	-
Vegetables	1125	788	*	67074	763	*	*	*
Lettuce	*	-	-	-	-	-	-	-
Head cabbage	*	*	-	*	*	-	-	-
Ethiopian cabbage	1068	760	*	65004	738	*	*	*
Tomatoes	-	-	-	-	-	-	-	-
Green peppers	55	27	*	6994	25	*	*	*
Red peppers	*	-	-	-	-	-	-	-
Swiss chard	*	*	-	*	*	-	-	-
Root crops	1119	524	*	42463	501	*	*	*
Beetroot	*	*	*	*	*	*	*	*
Carrot	*	*	-	*	*	-	-	-
Onion	-	-	-	-	-	-	-	-
Potatoes	*	*	*	*	*	-	-	-
Yam	139	65	-	13004	65	-	-	-
Garlic	-	-	-	-	-	-	-	-
Taro 'Godere'	612	276	-	29304	276	-	-	-
Sweet potatoes	342	*	*	8414	*	-	-	-
Other Temporary	343	*	-	15981	*	-	-	-
Permanent crops	1724	605	-	39370	604	-	-	-
Avocado	639	284	-	25427	284	-	-	-
Bananas	940	285	-	20699	284	-	-	-
Guava	*	*	-	*	*	-	-	-
Lemons	*	*	-	*	*	-	-	-
Mangoes	*	*	-	*	*	-	-	-
Oranges	*	*	-	*	*	-	-	-
Papayus	*	*	-	*	*	-	-	-
Pineapples	*	*	-	*	*	-	-	-
Stimulant	20701	4813	-	81276	4793	-	-	-
Chat	*	*	-	*	*	-	-	-
Coffee	20331	4691	-	80015	4671	-	-	-
Hops / 'Gesho'	36	20	-	3771	20	-	-	-
Enset	17967	8079	-	116261	8044	-	-	-
Sugar cane	351	*	-	5519	*	-	-	-
Other permanent	112	35	-	8005	35	-	-	-

(Table 1.7.5 cont'd.)

Crop type	UREA			UREA + DAP			INDIGENOUS SEED		
	Holder	Hectare	Quintal	Holder	Hectare	Quintal	Holder	Hectare	Quintal
All	*	*	*	7701	1621	2669	187943	49332	8477
Cereals	*	*	*	7312	1542	*	47160	8666	6690
Teff	*	*	*	*	*	*	*	*	*
Barley	-	-	-	*	*	*	17247	2112	3381
Wheat	-	-	-	*	*	*	*	*	*
Maize	-	-	-	2532	*	*	35171	5495	2083
Sorghum	-	-	-	-	-	-	*	*	*
Finger millet	-	-	-	-	-	-	-	-	-
Oats / 'Aja'	-	-	-	-	-	-	-	-	-
Rice	-	-	-	-	-	-	-	-	-
Masho	-	-	-	-	-	-	-	-	-
Pulses	*	*	*	*	*	*	28399	1987	1784
Horse / Faba beans	*	*	*	*	*	*	18917	1532	1573
Field Peas	-	-	-	-	-	-	3201	*	*
Haricot beans white	-	-	-	-	-	-	*	*	*
Haricot beans red	-	-	-	-	-	-	7788	205	-
Chick peas	-	-	-	-	-	-	*	*	*
Lentils	-	-	-	-	-	-	*	*	*
Vetch / Grass peas	-	-	-	-	-	-	-	-	-
Soya beans	-	-	-	-	-	-	-	-	-
Fenugreek	-	-	-	-	-	-	-	-	-
Gibto	-	-	-	-	-	-	-	-	-
Oilseeds	-	-	-	-	-	-	*	*	*
Neug	-	-	-	-	-	-	-	-	-
Linseed	-	-	-	-	-	-	*	*	*
Groundnuts	-	-	-	-	-	-	-	-	-
Safflower	-	-	-	-	-	-	-	-	-
Sesame	-	-	-	-	-	-	*	*	*
Rapeseed	-	-	-	-	-	-	-	-	-
Vegetables	*	*	-	-	-	-	98512	1117	-
Lettuce	-	-	-	-	-	-	*	*	-
Head cabbage	-	-	-	-	-	-	*	*	-
Ethiopian cabbage	*	*	-	-	-	-	95512	1067	-
Tomatoes	-	-	-	-	-	-	-	-	-
Green peppers	-	-	-	-	-	-	11778	48	-
Red peppers	-	-	-	-	-	-	*	*	-
Swiss chard	-	-	-	-	-	-	*	*	-
Root crops	*	*	*	*	*	*	67848	1096	-
Beetroot	-	-	-	-	-	-	3791	10	-
Carrot	-	-	-	-	-	-	*	*	-
Onion	-	-	-	-	-	-	-	-	-
Potatoes	-	-	-	*	*	*	*	*	-
Yam	-	-	-	-	-	-	21222	139	-
Garlic	-	-	-	-	-	-	-	-	-
Taro 'Godere'	-	-	-	-	-	-	47204	592	-
Sweet potatoes	*	*	*	-	-	-	16591	342	-
Other Temporary	-	-	-	-	-	-	24938	*	-
Permanent crops	-	-	-	-	-	-	64639	1460	-
Avocado	-	-	-	-	-	-	46086	497	-
Bananas	-	-	-	-	-	-	35143	828	-
Guava	-	-	-	-	-	-	*	*	-
Lemons	-	-	-	-	-	-	*	*	-
Mangoes	-	-	-	-	-	-	*	*	-
Oranges	-	-	-	-	-	-	*	*	-
Papayas	-	-	-	-	-	-	*	*	-
Pineapples	-	-	-	-	-	-	*	*	-
Stimulant	-	-	-	-	-	-	140306	17543	-
Chat	-	-	-	-	-	-	*	*	-
Coffee	-	-	-	-	-	-	139413	17188	-
Hops / 'Gesho'	-	-	-	-	-	-	3902	22	-
Enset	-	-	-	-	-	-	174196	16713	-
Sugar cane	-	-	-	-	-	-	11740	344	-
Other permanent	-	-	-	-	-	-	10577	65	-

(Table 1.7.5 Cont'd.)

Crop type	IMPROVED SEED			PESTICIDE		IRRIGATION		EXTENSION PACKAGE	
	Holder	Hectare	Quintal	Holder	Hectare	Holder	Hectare	Holder	Hectare
All	22686	2118	*	*	*	*	*	5790	586
Cereals	6074	*	*	*	*	-	-	3477	*
Teff	*	*	*	-	-	-	-	*	*
Barley	*	*	*	*	*	-	-	*	*
Wheat	*	*	*	-	-	-	-	*	*
Maize	4819	*	*	*	*	-	-	*	*
Sorghum	-	-	-	-	-	-	-	-	-
Finger millet	-	-	-	-	-	-	-	-	-
Oats / 'Aja'	-	-	-	-	-	-	-	-	-
Rice	-	-	-	-	-	-	-	-	-
Masho	-	-	-	-	-	-	-	-	-
Pulses	*	*	-	-	-	-	-	*	*
Horse / Faba beans	-	-	-	-	-	-	-	*	*
Field Peas	-	-	-	-	-	-	-	-	-
Haricot beans white	-	-	-	-	-	-	-	-	-
Haricot beans red	*	*	-	-	-	-	-	*	*
Chick peas	-	-	-	-	-	-	-	-	-
Lentils	-	-	-	-	-	-	-	-	-
Vetch / Grass peas	-	-	-	-	-	-	-	-	-
Soya beans	-	-	-	-	-	-	-	-	-
Fenugreek	-	-	-	-	-	-	-	-	-
Gibto	-	-	-	-	-	-	-	-	-
Oilseeds	-	-	-	-	-	-	-	-	-
Neug	-	-	-	-	-	-	-	-	-
Linseed	-	-	-	-	-	-	-	-	-
Groundnuts	-	-	-	-	-	-	-	-	-
Safflower	-	-	-	-	-	-	-	-	-
Sesame	-	-	-	-	-	-	-	-	-
Rapeseed	-	-	-	-	-	-	-	-	-
Vegetables	*	*	-	-	-	-	-	*	*
Lettuce	*	*	-	-	-	-	-	-	-
Head cabbage	*	*	-	-	-	-	-	-	-
Ethiopian cabbage	-	-	-	-	-	-	-	*	*
Tomatoes	-	-	-	-	-	-	-	-	-
Green peppers	-	-	-	-	-	-	-	-	-
Red peppers	-	-	-	-	-	-	-	-	-
Swiss chard	-	-	-	-	-	-	-	-	-
Root crops	*	*	-	-	-	-	-	*	*
Beetroot	*	*	-	-	-	-	-	*	*
Carrot	-	-	-	-	-	-	-	-	-
Onion	-	-	-	-	-	-	-	-	-
Potatoes	-	-	-	-	-	-	-	-	-
Yam	-	-	-	-	-	-	-	-	-
Garlic	-	-	-	-	-	-	-	-	-
Taro 'Godere'	-	-	-	-	-	-	-	-	-
Sweet potatoes	-	-	-	-	-	-	-	*	*
Other Temporary	-	-	-	*	*	-	-	*	*
Permanent crops	-	-	-	-	-	-	-	*	*
Avocado	-	-	-	-	-	-	-	*	*
Bananas	-	-	-	-	-	-	-	*	*
Guava	-	-	-	-	-	-	-	-	-
Lemons	-	-	-	-	-	-	-	-	-
Mangoes	-	-	-	-	-	-	-	-	-
Oranges	-	-	-	-	-	-	-	-	-
Papayas	-	-	-	-	-	-	-	-	-
Pineapples	-	-	-	-	-	-	-	-	-
Stimulant	15271	1031	-	-	-	-	-	1852	*
Chat	-	-	-	-	-	-	-	-	-
Coffee	15271	1031	-	-	-	-	-	1852	*
Hops / 'Gesho'	-	-	-	-	-	-	-	-	-
Enset	-	-	-	*	*	-	-	-	-
Sugar cane	-	-	-	-	-	*	*	-	-
Other permanent	-	-	-	-	-	-	-	-	-

Table 1.7.6 Number of Holders, Inputs Applied Area and Quantity of Inputs used

Wolayita

Crop type	All Crop Area	All Fertilizers		Natural		DAP		
		Hectare	Quintal	Holder	Hectare	Holder	Hectare	Quintal
All	133329	105114	56315	325473	49721	174052	29672	22544
Cereals	42121	39241	37896	55206	1864	103561	18158	14281
Teff	28177	27245	25648	2116	109	80430	13508	10529
Barley	304	236	*	3812	96	2420	*	*
Wheat	1866	1837	2196	*	*	17065	1035	1101
Maize	9812	9064	9890	21910	746	21274	3507	2568
Sorghum	1914	841	*	30786	821	*	*	*
Finger millet	*	*	*	*	*	-	-	-
Oats / 'Aja'	*	*	-	*	*	-	-	-
Rice	-	-	-	-	-	-	-	-
Masho	-	-	-	-	-	-	-	-
Pulses	30164	20048	9608	161129	8319	106199	10014	6756
Horse / Faba beans	1482	852	150	27926	654	5557	191	145
Field Peas	5471	2497	*	45215	2110	5319	340	*
Haricot beans white	78	74	*	*	*	*	*	*
Haricot beans red	20659	15455	9030	119724	4503	96092	9339	6318
Chick peas	2398	1111	*	13537	1015	1669	*	*
Lentils	*	*	*	-	-	*	*	*
Vetch / Grass peas	-	-	-	-	-	-	-	-
Soya beans	*	*	*	*	*	-	-	-
Fenugreek	-	-	-	-	-	-	-	-
Gibto	-	-	-	-	-	-	-	-
Oilseeds	23	13	*	2023	7	*	*	*
Neug	-	-	-	-	-	-	-	-
Linseed	*	*	*	*	*	*	*	*
Groundnuts	*	-	-	-	-	-	-	-
Safflower	-	-	-	-	-	-	-	-
Sesame	-	-	-	-	-	-	-	-
Rapeseed	*	*	-	*	*	-	-	-
Vegetables	1405	1223	*	119939	1018	*	*	*
Lettuce	-	-	-	-	-	-	-	-
Head cabbage	*	*	*	5438	*	*	*	*
Ethiopian cabbage	713	693	*	107728	683	*	*	*
Tomatoes	*	*	-	*	*	-	-	-
Green peppers	*	*	-	20361	*	-	-	-
Red peppers	*	*	*	10534	*	*	*	*
Swiss chard	*	-	-	-	-	-	-	-
Root crops	21447	17254	1913	281562	15375	23519	803	790
Beetroot	*	*	*	4562	*	-	-	-
Carrot	*	*	-	1641	*	-	-	-
Onion	*	*	*	5556	*	-	-	-
Potatoes	1083	969	742	25952	239	17795	605	601
Yam	610	579	-	44570	578	-	-	-
Garlic	*	*	-	2046	*	-	-	-
Taro 'Godere'	10907	9076	891	236686	8236	*	*	*
Sweet potatoes	8758	6544	268	202195	6247	4995	108	107
Other Temporary	13747	7161	5187	167886	3871	8338	244	199
Permanent crops	5687	3733		240979	3324			
Avocado	1737	1271		156560	1020			
Bananas	2534	1795		174147	1684			
Guava	19	12		5966	12			
Lemons	*	*		7393	*			
Mangoes	1221	532		90534	487			
Oranges	95	58		15707	58			
Papayas	46	44		22518	43			
Pineapples	*	*		*	*			
Stimulant	7997	6551		266399	6106			
Chat	*	65		9891	58			
Coffee	7820	6433		263823	5997			
Hops / 'Gesho'	57	52		9091	51			
Enset	9206	8944		304370	8928			
Sugar cane	1389	838		74758	808			
Other permanent	145	107		41889	99			

(Table 1.7.6 cont'd.)

Wolayita

Crop type	UREA			UREA + DAP			INDIGENOUS SEED		
	Holder	Hectare	Quintal	Holder	Hectare	Quintal	Holder	Hectare	Quintal
<i>All</i>	31868	2734	2415	94711	22987	31356	337802	125155	26368
<i>Cereals</i>	*	*	*	80581	19124	23559	193370	34777	20141
<i>Teff</i>	*	*	*	56790	13571	15077	131361	26870	14701
<i>Barley</i>	*	*	*	*	*	*	9515	304	389
<i>Wheat</i>	-	-	-	9265	*	*	25931	1583	2957
<i>Maize</i>	*	*	*	24060	4774	7310	44893	4058	1601
<i>Sorghum</i>	-	-	-	*	*	*	45573	1914	430
<i>Finger millet</i>	*	*	*	-	-	-	*	*	*
<i>Oats / 'Aja'</i>	-	-	-	-	-	-	*	*	*
<i>Rice</i>	-	-	-	-	-	-	-	-	-
<i>Masho</i>	-	-	-	-	-	-	-	-	-
<i>Pulses</i>	3287	105	*	16300	*	*	272006	30081	6216
<i>Horse / Faba beans</i>	-	-	-	*	*	*	50589	1482	1222
<i>Field Peas</i>	*	*	*	*	*	*	79077	5431	3755
<i>Haricot beans white</i>	-	-	-	-	-	-	4090	78	*
<i>Haricot beans red</i>	*	*	*	14526	*	*	226176	20624	-
<i>Chick peas</i>	-	-	-	-	-	-	27836	2390	1170
<i>Lentils</i>	-	-	-	-	-	-	*	*	*
<i>Vetch / Grass peas</i>	-	-	-	-	-	-	-	-	-
<i>Soya beans</i>	*	*	*	*	*	-	*	*	*
<i>Fenugreek</i>	-	-	-	-	-	-	-	-	-
<i>Gibto</i>	-	-	-	-	-	-	-	-	-
<i>Oilseeds</i>	-	-	-	*	*	*	4957	23	11
<i>Neug</i>	-	-	-	-	-	-	-	-	-
<i>Linseed</i>	-	-	-	*	*	*	2525	*	*
<i>Groundnuts</i>	-	-	-	-	-	-	*	*	*
<i>Safflower</i>	-	-	-	-	-	-	-	-	-
<i>Sesame</i>	-	-	-	-	-	-	-	-	-
<i>Rapeseed</i>	-	-	-	-	-	-	*	*	*
<i>Vegetables</i>	-	-	-	*	*	*	125469	1393	-
<i>Lettuce</i>	-	-	-	-	-	-	-	-	-
<i>Head cabbage</i>	-	-	-	*	*	*	7170	*	-
<i>Ethiopian cabbage</i>	-	-	-	-	-	-	111979	711	-
<i>Tomatoes</i>	-	-	-	-	-	-	*	*	-
<i>Green peppers</i>	-	-	-	-	-	-	21599	*	-
<i>Red peppers</i>	-	-	-	-	-	-	13556	*	-
<i>Swiss chard</i>	-	-	-	-	-	-	*	*	-
<i>Root crops</i>	17546	839	717	6835	237	407	306709	21411	-
<i>Beetroot</i>	*	*	*	*	*	*	3308	*	-
<i>Carrot</i>	-	-	-	-	-	-	*	*	-
<i>Onion</i>	-	-	-	*	*	*	5169	*	-
<i>Potatoes</i>	*	*	*	*	*	*	51698	1083	-
<i>Yam</i>	*	*	-	-	-	-	46360	610	-
<i>Garlic</i>	-	-	-	-	-	-	2046	*	-
<i>Taro 'Godere'</i>	15044	639	557	*	*	*	262010	10890	-
<i>Sweet potatoes</i>	2895	184	*	*	*	*	230044	8745	-
<i>Other Temporary</i>	23202	1436	1338	16183	1611	3650	223439	13593	-
<i>Permanent crops</i>							275156	5492	
<i>Avocado</i>							195266	1599	
<i>Bananas</i>							211889	2493	
<i>Guava</i>							10388	19	
<i>Lemons</i>							12541	*	
<i>Mangoes</i>							142295	1208	
<i>Oranges</i>							23986	94	
<i>Papayas</i>							24755	46	
<i>Pineapples</i>							*	*	
<i>Stimulant</i>							283195	7895	
<i>Chat</i>							11449	*	
<i>Coffee</i>							280618	7732	
<i>Hops / 'Gesho'</i>							10772	55	
<i>Enset</i>							303665	8968	
<i>Sugar cane</i>							90397	1381	
<i>Other permanent</i>							52372	141	

(Table 1.7.6 Cont'd.)

Crop type	IMPROVED SEED			PESTICIDE		IRRIGATION		EXTENSION PACKAGE	
	Holder	Hectare	Quintal	Holder	Hectare	Holder	Hectare	Holder	Hectare
All	45339	7582	2726	3901	*	*	*	193652	46159
Cereals	35367	7344	2693	*	*	-	-	138123	32583
Teff	4525	*	*	*	*	-	-	101959	22962
Barley	-	-	-	-	-	-	-	1723	*
Wheat	*	*	*	-	-	-	-	20942	1346
Maize	28984	5754	1622	-	-	-	-	42094	8229
Sorghum	-	-	-	-	-	-	-	-	-
Finger millet	-	-	-	-	-	-	-	*	*
Oats / 'Aja'	-	-	-	-	-	-	-	-	-
Rice	-	-	-	-	-	-	-	-	-
Masho	-	-	-	-	-	-	-	-	-
Pulses	*	*	*	*	*	-	-	87163	8758
Horse / Faba beans	-	-	-	-	-	-	-	4796	*
Field Peas	*	*	*	-	-	-	-	6263	302
Haricot beans white	-	-	-	-	-	-	-	*	*
Haricot beans red	-	-	-	*	*	-	-	76365	8195
Chick peas	*	*	*	*	*	-	-	1621	*
Lentils	-	-	-	-	-	-	-	*	*
Vetch / Grass peas	-	-	-	-	-	-	-	-	-
Soya beans	-	-	-	-	-	-	-	*	*
Fenugreek	-	-	-	-	-	-	-	-	-
Gibto	-	-	-	-	-	-	-	*	*
Oilseeds	-	-	-	-	-	-	-	-	-
Neug	-	-	-	-	-	-	-	-	-
Linseed	-	-	-	-	-	-	-	-	-
Groundnuts	-	-	-	-	-	-	-	-	-
Safflower	-	-	-	-	-	-	-	-	-
Sesame	-	-	-	-	-	-	-	-	-
Rapeseed	-	-	-	-	-	-	-	*	*
Vegetables	*	*	-	*	*	-	-	5495	*
Lettuce	-	-	-	-	-	-	-	-	-
Head cabbage	*	*	-	-	-	-	-	*	*
Ethiopian cabbage	*	*	-	-	-	-	-	*	*
Tomatoes	*	*	-	*	*	-	-	*	*
Green peppers	*	*	-	-	-	-	-	*	*
Red peppers	*	*	-	-	-	-	-	*	*
Swiss chard	-	-	-	-	-	-	-	-	-
Root crops	5650	27	-	*	*	*	*	42388	1653
Beetroot	*	*	-	-	-	-	-	*	*
Carrot	*	*	-	-	-	-	-	*	*
Onion	*	*	-	-	-	-	-	*	*
Potatoes	-	-	-	-	-	-	-	12411	451
Yam	-	-	-	-	-	-	-	-	-
Garlic	-	-	-	-	-	-	-	-	-
Taro 'Godere'	*	*	-	*	*	*	*	22742	872
Sweet potatoes	1734	*	-	-	-	-	-	9185	*
Other Temporary	*	*	-	*	*	*	*	33258	2380
Permanent crops	-	-	-	-	-	*	*	8426	*
Avocado	-	-	-	-	-	-	-	3878	*
Bananas	-	-	-	-	-	*	*	3209	*
Guava	-	-	-	-	-	-	-	-	-
Lemons	-	-	-	-	-	-	-	*	*
Mangoes	-	-	-	-	-	-	-	*	*
Oranges	-	-	-	-	-	-	-	-	-
Papayas	-	-	-	-	-	-	-	-	-
Pineapples	-	-	-	-	-	-	-	-	-
Stimulant	-	-	-	*	*	-	-	12599	205
Chat	-	-	-	-	-	-	-	-	-
Coffee	-	-	-	*	*	-	-	12171	204
Hops / 'Gesho'	-	-	-	-	-	-	-	*	*
Enset	-	-	-	*	*	-	-	-	-
Sugar cane	-	-	-	*	*	-	-	*	*
Other permanent	-	-	-	-	-	-	-	-	-

Table 1.7.7. Number of Holders, Inputs Applied Area and Quantity of Inputs used

Crop type	South Omo							
	All Crop Area	All Fertilizers		Natural		DAP		
		Hectare	Quintal	Holder	Hectare	Holder	Hectare	Quintal
All	74907	13206	8635	36904	5857	8287	1801	1444
Cereals	49546	8472	7584	6204	*	6554	1524	1207
Teff	4011	*	*	*	*	*	*	*
Barley	3477	*	*	*	*	*	*	*
Wheat	*	*	*	-	-	*	*	*
Maize	23397	6376	6456	*	*	2707	*	*
Sorghum	16563	*	*	*	*	*	*	*
Finger millet	*	*	-	*	*	-	-	-
Oats / 'Aja'	*	-	-	-	-	-	-	-
Rice	-	-	-	-	-	-	-	-
Masho	-	-	-	-	-	-	-	-
Pulses	6914	714	924	4171	*	3230	254	214
Horse / Faba beans	1399	*	*	*	*	*	*	*
Field Peas	*	*	*	*	*	*	*	*
Haricot beans white	696	77	*	*	*	*	*	*
Haricot beans red	2722	410	624	*	*	*	*	*
Chick peas	-	-	-	-	-	-	-	-
Lentils	*	-	-	-	-	-	-	-
Vetch / Grass peas	*	-	-	-	-	-	-	-
Soya beans	*	-	-	-	-	-	-	-
Fenugreek	-	-	-	-	-	-	-	-
Gibto	-	-	-	-	-	-	-	-
Oilseeds	*	*	*	*	*	*	*	*
Neug	-	-	-	-	-	-	-	-
Linseed	*	*	*	-	-	*	*	*
Groundnuts	*	-	-	-	-	-	-	-
Safflower	87	*	*	*	*	*	*	*
Sesame	*	*	-	*	*	-	-	-
Rapeseed	-	-	-	-	-	-	-	-
Vegetables	*	90	*	12317	86	*	*	*
Lettuce	-	-	-	-	-	-	-	-
Head cabbage	25	*	*	*	*	*	*	*
Ethiopian cabbage	*	*	-	11790	*	-	-	-
Tomatoes	*	*	-	*	*	-	-	-
Green peppers	9	*	-	*	*	-	-	-
Red peppers	*	*	-	*	*	-	-	-
Swiss chard	-	-	-	-	-	-	-	-
Root crops	2590	*	*	16626	*	*	*	*
Beetroot	*	*	-	*	*	-	-	-
Carrot	-	-	-	-	-	-	-	-
Onion	114	*	*	*	*	*	*	*
Potatoes	*	*	-	*	*	-	-	-
Yam	49	*	-	*	*	-	-	-
Garlic	*	*	-	806	*	-	-	-
Taro 'Godere'	1642	*	*	10236	*	-	-	-
Sweet potatoes	750	*	-	*	*	-	-	-
Other Temporary	1636	160	-	5791	160	-	-	-
Permanent crops	1263	113	-	6147	*	-	-	-
Avocado	*	*	-	1529	*	-	-	-
Bananas	990	100	-	4625	*	-	-	-
Guava	*	-	-	-	-	-	-	-
Lemons	*	-	-	-	-	-	-	-
Mangoes	95	*	-	*	*	-	-	-
Oranges	*	-	-	-	-	-	-	-
Papayas	39	*	-	*	*	-	-	-
Pineapples	*	-	-	-	-	-	-	-
Stimulant	3569	708	-	11660	707	-	-	-
Chat	*	*	-	*	*	-	-	-
Coffee	3238	707	-	11660	707	-	-	-
Hops / 'Gesho'	*	-	-	-	-	-	-	-
Enset	4502	2452	-	29462	2452	-	-	-
Sugar cane	361	*	-	2003	*	-	-	-
Other permanent	*	*	-	*	*	-	-	-

(Table 1.7.7 cont'd.)

Crop type	UREA			UREA + DAP			INDIGENOUS SEED		
	Holder	Hectare	Quintal	Holder	Hectare	Quintal	Holder	Hectare	Quintal
All	*	*	*	18528	5373	7112	141449	69682	16507
Cereals	*	*	*	18528	5104	6311	113815	44701	13670
Teff	-	-	-	*	*	*	17995	3995	974
Barley	-	-	-	-	-	-	19047	3477	3452
Wheat	-	-	-	*	*	*	9672	*	*
Maize	*	*	*	16111	4697	5769	77038	19208	5505
Sorghum	-	-	-	*	*	*	68520	16553	2195
Finger millet	-	-	-	-	-	-	2776	*	28
Oats / 'Aja'	-	-	-	-	-	-	*	*	*
Rice	-	-	-	-	-	-	-	-	-
Masho	-	-	-	-	-	-	-	-	-
Pulses	*	*	*	5455	239	700	73102	6914	2363
Horse / Faba beans	-	-	-	-	-	-	19351	1399	1049
Field Peas	-	-	-	-	-	-	12968	*	*
Haricot beans white	*	*	*	*	*	*	8693	696	156
Haricot beans red	*	*	*	*	183	538	44923	2722	-
Chick peas	-	-	-	-	-	-	-	-	-
Lentils	-	-	-	-	-	-	*	*	*
Vetch / Grass peas	-	-	-	-	-	-	*	*	-
Soya beans	-	-	-	-	-	-	*	*	-
Fenugreek	-	-	-	-	-	-	-	-	-
Gibto	-	-	-	-	-	-	-	-	-
Oilseeds	-	-	-	-	-	-	16524	*	474
Neug	-	-	-	-	-	-	-	-	-
Linseed	-	-	-	-	-	-	*	*	*
Groundnuts	-	-	-	-	-	-	1605	*	*
Safflower	-	-	-	-	-	-	4932	87	15
Sesame	-	-	-	-	-	-	9106	*	*
Rapeseed	-	-	-	-	-	-	-	-	-
Vegetables	-	-	-	-	-	-	37033	*	-
Lettuce	-	-	-	-	-	-	-	-	-
Head cabbage	-	-	-	-	-	-	1186	25	-
Ethiopian cabbage	-	-	-	-	-	-	31760	*	-
Tomatoes	-	-	-	-	-	-	*	*	-
Green peppers	-	-	-	-	-	-	2113	9	-
Red peppers	-	-	-	-	-	-	3015	*	-
Swiss chard	-	-	-	-	-	-	-	-	-
Root crops	*	*	*	-	-	-	62676	2590	-
Beetroot	-	-	-	-	-	-	*	*	-
Carrot	-	-	-	-	-	-	-	-	-
Onion	-	-	-	-	-	-	8314	114	-
Potatoes	-	-	-	-	-	-	*	*	-
Yam	-	-	-	-	-	-	3178	49	-
Garlic	-	-	-	-	-	-	1956	*	-
Taro 'Godere'	*	*	*	-	-	-	43787	1642	-
Sweet potatoes	-	-	-	-	-	-	21064	750	-
Other Temporary	-	-	-	-	-	-	39318	1636	-
Permanent crops	-	-	-	-	-	-	52369	1254	-
Avocado	-	-	-	-	-	-	12816	*	-
Bananas	-	-	-	-	-	-	39845	983	-
Guava	-	-	-	-	-	-	*	*	-
Lemons	-	-	-	-	-	-	1009	*	-
Mangoes	-	-	-	-	-	-	13363	93	-
Oranges	-	-	-	-	-	-	*	*	-
Papayas	-	-	-	-	-	-	11147	38	-
Pineapples	-	-	-	-	-	-	*	*	-
Stimulant	-	-	-	-	-	-	46385	3525	-
Chat	-	-	-	-	-	-	*	*	-
Coffee	-	-	-	-	-	-	44726	3203	-
Hops / 'Gesho'	-	-	-	-	-	-	2736	*	-
Enset	-	-	-	-	-	-	63198	4197	-
Sugar cane	-	-	-	-	-	-	12455	361	-
Other permanent	-	-	-	-	-	-	36703	*	-

(Table 1.7.7 Cont'd.)

South Omo

Crop type	IMPROVED SEED			PESTICIDE		IRRIGATION		EXTENSION PACKAGE	
	Holder	Hectare	Quintal	Holder	Hectare	Holder	Hectare	Holder	Hectare
All	19378	4839	1922	*	*	1566	*	30223	8714
Cereals	19378	4835	1922	-	-	1400	181	28210	7988
Teff	*	*	*	-	-	-	-	*	612
Barley	-	-	-	-	-	-	-	*	*
Wheat	*	*	*	-	-	-	-	5482	875
Maize	15557	4189	806	-	-	1400	*	20358	6341
Sorghum	-	-	-	-	-	*	*	978	*
Finger millet	-	-	-	-	-	-	-	-	-
Oats / 'Aja'	-	-	-	-	-	-	-	-	-
Rice	-	-	-	-	-	-	-	-	-
Masho	-	-	-	-	-	-	-	-	-
Pulses	-	-	-	-	-	-	-	8698	664
Horse / Faba beans	-	-	-	-	-	-	-	1779	*
Field Peas	-	-	-	-	-	-	-	*	*
Haricot beans white	-	-	-	-	-	-	-	2154	*
Haricot beans red	-	-	-	-	-	-	-	4573	261
Chick peas	-	-	-	-	-	-	-	-	-
Lentils	-	-	-	-	-	-	-	-	-
Vetch / Grass peas	-	-	-	-	-	-	-	-	-
Soya beans	-	-	-	-	-	-	-	-	-
Fenugreek	-	-	-	-	-	-	-	-	-
Gibto	-	-	-	-	-	-	-	-	-
Oilseeds	-	-	-	-	-	-	-	*	*
Neug	-	-	-	-	-	-	-	-	-
Linseed	-	-	-	-	-	-	-	*	*
Groundnuts	-	-	-	-	-	-	-	*	*
Safflower	-	-	-	-	-	-	-	*	*
Sesame	-	-	-	-	-	-	-	-	-
Rapeseed	-	-	-	-	-	-	-	-	-
Vegetables	-	-	-	-	-	*	*	*	*
Lettuce	-	-	-	-	-	-	-	-	-
Head cabbage	-	-	-	-	-	-	-	*	*
Ethiopian cabbage	-	-	-	-	-	-	-	-	-
Tomatoes	-	-	-	-	-	-	-	-	-
Green peppers	-	-	-	-	-	-	-	-	-
Red peppers	-	-	-	-	-	*	*	-	-
Swiss chard	-	-	-	-	-	-	-	-	-
Root crops	-	-	-	-	-	-	-	*	*
Beetroot	-	-	-	-	-	-	-	-	-
Carrot	-	-	-	-	-	-	-	-	-
Onion	-	-	-	-	-	-	-	*	*
Potatoes	-	-	-	-	-	-	-	-	-
Yam	-	-	-	-	-	-	-	-	-
Garlic	-	-	-	-	-	-	-	*	*
Taro 'Godere'	-	-	-	-	-	-	-	*	*
Sweet potatoes	-	-	-	-	-	-	-	-	-
Other Temporary	-	-	-	-	-	-	-	*	*
Permanent crops	-	-	-	-	-	*	*	*	*
Avocado	-	-	-	-	-	-	-	-	-
Bananas	-	-	-	-	-	*	*	*	*
Guava	-	-	-	-	-	-	-	-	-
Lemons	-	-	-	-	-	*	*	-	-
Mangoes	-	-	-	-	-	-	-	-	-
Oranges	-	-	-	-	-	-	-	-	-
Papayas	-	-	-	-	-	-	-	*	*
Pineapples	-	-	-	-	-	-	-	-	-
Stimulant	*	*	-	*	*	-	-	*	*
Chat	-	-	-	*	*	-	-	-	-
Coffee	*	*	-	*	*	-	-	*	*
Hops / 'Gesho'	-	-	-	-	-	-	-	-	-
Enset	-	-	-	-	-	-	-	-	-
Sugar cane	-	-	-	-	-	-	-	-	-
Other permanent	-	-	-	-	-	*	*	*	*

Table 1.7.8 Number of Holders, Inputs Applied Area and Quantity of Inputs used

Sheka								
Crop type	All Crop Area	All Fertilizers		Natural		DAP		
		Hectare	Quintal	Holder	Hectare	Holder	Hectare	Quintal
All	40108	3045	1673	8625	*	8614	1975	1289
Cereals	11816	2322	1524	1683	*	7727	1826	1143
Teff	937	*	-	*	*	-	-	-
Barley	*	*	*	*	*	*	*	*
Wheat	*	*	*	-	-	*	*	*
Maize	2457	1296	910	*	*	3493	876	529
Sorghum	7800	862	512	*	*	4295	860	512
Finger millet	-	-	-	-	-	-	-	-
Oats / 'Aja'	*	*	-	*	*	-	-	-
Rice	*	-	-	-	-	-	-	-
Masho	-	-	-	-	-	-	-	-
Pulses	3881	*	*	*	*	*	*	*
Horse / Faba beans	*	*	*	*	*	*	*	*
Field Peas	2267	*	*	*	*	*	*	*
Haricot beans white	*	*	*	-	-	*	*	*
Haricot beans red	57	*	-	*	*	-	-	-
Chick peas	-	-	-	-	-	-	-	-
Lentils	-	-	-	-	-	-	-	-
Vetch / Grass peas	-	-	-	-	-	-	-	-
Soya beans	-	-	-	-	-	-	-	-
Fenugreek	-	-	-	-	-	-	-	-
Gibfo	-	-	-	-	-	-	-	-
Oilseeds	*	*	-	*	*	-	-	-
Neug	-	-	-	-	-	-	-	-
Linseed	-	-	-	-	-	-	-	-
Groundnuts	-	-	-	-	-	-	-	-
Safflower	-	-	-	-	-	-	-	-
Sesame	-	-	-	-	-	-	-	-
Rapeseed	*	*	-	*	*	-	-	-
Vegetables	613	35	*	4219	25	*	*	*
Lettuce	-	-	-	-	-	-	-	-
Head cabbage	*	-	-	-	-	-	-	-
Ethiopian cabbage	260	26	*	3822	24	*	*	*
Tomatoes	*	-	-	-	-	-	-	-
Green peppers	45	*	*	*	*	*	*	*
Red peppers	*	*	*	-	-	-	-	-
Swiss chard	*	-	-	-	-	-	-	-
Root crops	847	16	*	1883	*	*	*	*
Beetroot	*	-	-	-	-	-	-	-
Carrot	-	-	-	-	-	-	-	-
Onion	7	*	-	*	*	-	-	-
Potatoes	*	-	-	-	-	-	-	-
Yam	17	-	-	-	-	-	-	-
Garlic	23	*	-	*	*	-	-	-
Taro 'Godere'	693	13	*	1130	*	*	*	*
Sweet potatoes	*	-	-	-	-	-	-	-
Other Temporary	2420	23	*	*	*	*	*	*
Permanent crops	612	32		3255	31			
Avocado	180	11		1871	11			
Bananas	177	*		1411	*			
Guava	*	*		*	*			
Lemons	5	*		*	*			
Mangoes	153	*		*	*			
Oranges	39	*		*	*			
Papayas	52	5		1867	5			
Pineapples	*	-		-	-			
Stimulant	15263	69		2922	55			
Chat	127	*		*	*			
Coffee	15107	60		2707	45			
Hops / 'Gesho'	29	*		*	*			
Enset	4329	*		3755	*			
Sugar cane	297	*		*	*			
Other permanent	28	*		456	*			

(Table 1.7.8 cont'd.)

Sheka

Crop type	UREA			UREA + DAP			INDIGENOUS SEED		
	Holder	Hectare	Quintal	Holder	Hectare	Quintal	Holder	Hectare	Quintal
<i>All</i>	*	*	*	*	*	*	61464	35596	6520
<i>Cereals</i>	*	*	*	*	*	*	36976	10360	4399
<i>Teff</i>	-	-	-	-	-	-	6510	937	1125
<i>Barley</i>	-	-	-	-	-	-	2245	*	*
<i>Wheat</i>	-	-	-	-	-	-	*	*	*
<i>Maize</i>	*	*	*	*	*	*	10718	1262	*
<i>Sorghum</i>	-	-	-	-	-	-	28712	7557	2192
<i>Finger millet</i>	-	-	-	-	-	-	-	-	-
<i>Oats / 'Aja'</i>	-	-	-	-	-	-	*	*	-
<i>Rice</i>	-	-	-	-	-	-	*	*	*
<i>Masho</i>	-	-	-	-	-	-	-	-	-
<i>Pulses</i>	-	-	-	-	-	-	21318	3733	2121
<i>Horse / Faba beans</i>	-	-	-	-	-	-	7971	*	*
<i>Field Peas</i>	-	-	-	-	-	-	8741	2196	898
<i>Haricot beans white</i>	-	-	-	-	-	-	1679	*	*
<i>Haricot beans red</i>	-	-	-	-	-	-	11413	57	-
<i>Chick peas</i>	-	-	-	-	-	-	-	-	-
<i>Lentils</i>	-	-	-	-	-	-	-	-	-
<i>Vetch / Grass peas</i>	-	-	-	-	-	-	-	-	-
<i>Soya beans</i>	-	-	-	-	-	-	-	-	-
<i>Fenugreek</i>	-	-	-	-	-	-	-	-	-
<i>Gibto</i>	-	-	-	-	-	-	-	-	-
<i>Oilseeds</i>	-	-	-	-	-	-	*	*	*
<i>Neug</i>	-	-	-	-	-	-	-	-	-
<i>Linseed</i>	-	-	-	-	-	-	-	-	-
<i>Groundnuts</i>	-	-	-	-	-	-	-	-	-
<i>Safflower</i>	-	-	-	-	-	-	-	-	-
<i>Sesame</i>	-	-	-	-	-	-	-	-	-
<i>Rapeseed</i>	-	-	-	-	-	-	*	*	*
<i>Vegetables</i>	*	*	*	-	-	-	37369	608	-
<i>Lettuce</i>	-	-	-	-	-	-	-	-	-
<i>Head cabbage</i>	-	-	-	-	-	-	484	*	-
<i>Ethiopian cabbage</i>	-	-	-	-	-	-	32179	260	-
<i>Tomatoes</i>	-	-	-	-	-	-	*	*	-
<i>Green peppers</i>	*	*	*	-	-	-	10028	45	-
<i>Red peppers</i>	*	*	*	-	-	-	2156	*	-
<i>Swiss chard</i>	-	-	-	-	-	-	*	*	-
<i>Root crops</i>	-	-	-	-	-	-	38309	845	-
<i>Beetroot</i>	-	-	-	-	-	-	*	*	-
<i>Carrot</i>	-	-	-	-	-	-	-	-	-
<i>Onion</i>	-	-	-	-	-	-	3047	6	-
<i>Potatoes</i>	-	-	-	-	-	-	665	*	-
<i>Yam</i>	-	-	-	-	-	-	3697	17	-
<i>Garlic</i>	-	-	-	-	-	-	10325	23	-
<i>Taro 'Godere'</i>	-	-	-	-	-	-	31702	693	-
<i>Sweet potatoes</i>	-	-	-	-	-	-	1480	*	-
<i>Other Temporary</i>	*	*	*	-	-	-	32635	2420	-
<i>Permanent crops</i>	-	-	-	-	-	-	36420	583	-
<i>Avocado</i>	-	-	-	-	-	-	23364	170	-
<i>Bananas</i>	-	-	-	-	-	-	17449	172	-
<i>Guava</i>	-	-	-	-	-	-	1186	*	-
<i>Lemons</i>	-	-	-	-	-	-	1025	*	-
<i>Mangoes</i>	-	-	-	-	-	-	20364	146	-
<i>Oranges</i>	-	-	-	-	-	-	7865	36	-
<i>Papayas</i>	-	-	-	-	-	-	16576	51	-
<i>Pineapples</i>	-	-	-	-	-	-	*	*	-
<i>Stimulant</i>	-	-	-	-	-	-	44314	12806	-
<i>Chat</i>	-	-	-	-	-	-	5062	125	-
<i>Coffee</i>	-	-	-	-	-	-	43943	12653	-
<i>Hops / 'Gesho'</i>	-	-	-	-	-	-	6673	28	-
<i>Enset</i>	-	-	-	-	-	-	44895	3920	-
<i>Sugar cane</i>	-	-	-	-	-	-	17830	293	-
<i>Other permanent</i>	-	-	-	-	-	-	15561	27	-

(Table 1.7.8 Cont'd.)

Sheka

Crop type	IMPROVED SEED			PESTICIDE		IRRIGATION		EXTENSION PACKAGE	
	Holder	Hectare	Quintal	Holder	Hectare	Holder	Hectare	Holder	Hectare
All	10448	3155	420	10888	3535	*	*	9815	2548
Cereals	5752	1454	302	10308	3224	-	-	8466	2035
Teff	-	-	-	*	*	-	-	-	-
Barley	-	-	-	-	-	-	-	*	*
Wheat	*	*	*	-	-	-	-	*	*
Maize	4519	1193	248	*	*	-	-	5123	1258
Sorghum	1586	243	*	9517	2684	-	-	3622	660
Finger millet	-	-	-	-	-	-	-	-	-
Oats / 'Aja'	-	-	-	-	-	-	-	-	-
Rice	-	-	-	*	*	-	-	-	-
Masho	-	-	-	-	-	-	-	-	-
Pulses	*	*	*	-	-	-	-	*	*
Horse / Faba beans	*	*	*	-	-	-	-	*	*
Field Peas	*	*	*	-	-	-	-	*	*
Haricot beans white	*	*	*	-	-	-	-	*	*
Haricot beans red	-	-	-	-	-	-	-	-	-
Chick peas	-	-	-	-	-	-	-	-	-
Lentils	-	-	-	-	-	-	-	-	-
Vetch / Grass peas	-	-	-	-	-	-	-	-	-
Soya beans	-	-	-	-	-	-	-	-	-
Fenugreek	-	-	-	-	-	-	-	-	-
Gibto	-	-	-	-	-	-	-	-	-
Oilseeds	-	-	-	-	-	-	-	-	-
Neug	-	-	-	-	-	-	-	-	-
Linseed	-	-	-	-	-	-	-	-	-
Groundnuts	-	-	-	-	-	-	-	-	-
Safflower	-	-	-	-	-	-	-	-	-
Sesame	-	-	-	-	-	-	-	-	-
Rapeseed	-	-	-	-	-	-	-	-	-
Vegetables	*	*	*	*	*	-	-	*	*
Lettuce	-	-	-	-	-	-	-	-	-
Head cabbage	*	*	*	-	-	-	-	-	-
Ethiopian cabbage	-	-	-	*	*	-	-	*	*
Tomatoes	-	-	-	-	-	-	-	-	-
Green peppers	-	-	-	*	*	-	-	-	-
Red peppers	-	-	-	-	-	-	-	*	*
Swiss chard	-	-	-	-	-	-	-	-	-
Root crops	*	*	*	*	*	-	-	*	*
Beetroot	*	*	*	-	-	-	-	-	-
Carrot	-	-	-	-	-	-	-	-	-
Onion	*	*	*	-	-	-	-	*	*
Potatoes	-	-	-	-	-	-	-	-	-
Yam	-	-	-	-	-	-	-	-	-
Garlic	-	-	-	-	-	-	-	*	*
Taro 'Godere'	-	-	-	*	*	-	-	*	*
Sweet potatoes	-	-	-	*	*	-	-	*	*
Other Temporary	-	-	-	*	*	*	*	*	*
Permanent crops				*	*	*	*	*	*
Avocado				*	*	-	-	-	-
Bananas				-	-	*	*	*	*
Guava				-	-	-	-	-	-
Lemons				-	-	-	-	-	-
Mangoes				-	-	-	-	-	-
Oranges				-	-	-	-	*	*
Papayas				-	-	-	-	-	-
Pineapples				-	-	-	-	-	-
Stimulant	*	*	*	*	*	*	*	*	*
Chat				*	*	*	*	-	-
Coffee	*	*	*	*	*	-	-	*	*
Hops / 'Gesho'				-	-	-	-	-	-
Enset				*	*	-	-	-	-
Sugar cane				*	*	*	*	-	-
Other permanent				-	-	-	-	-	-

Table 1.7.9. Number of Holders, Inputs Applied Area and Quantity of Inputs used

Keffa

Crop type	All Crop Area	All Fertilizers		Natural		DAP		
		Hectare	Quintal	Holder	Hectare	Holder	Hectare	Quintal
All	176706	19925	10583	108857	8509	42913	9349	7566
Cereals	84949	10812	9741	9134	668	36465	8172	6751
Teff	26671	3592	2755	1922	*	15905	3039	2162
Barley	12459	1249	1119	*	*	7121	1152	945
Wheat	9559	3621	4023	-	-	12088	2365	2034
Maize	20691	2206	1767	6289	450	9239	1482	1534
Sorghum	14547	*	*	*	*	*	*	*
Finger millet	*	*	*	-	-	*	*	*
Oats / 'Aja'	*	-	-	-	-	-	-	-
Rice	*	-	-	-	-	-	-	-
Masho	-	-	-	-	-	-	-	-
Pulses	46941	1482	737	10584	*	7917	1092	716
Horse / Faba beans	20871	716	*	*	*	4058	490	*
Field Peas	20126	*	*	*	*	*	*	*
Haricot beans white	764	*	-	*	*	-	-	-
Haricot beans red	5170	*	*	5721	21	*	*	*
Chick peas	*	-	-	-	-	-	-	-
Lentils	*	-	-	-	-	-	-	-
Vetch / Grass peas	-	-	-	-	-	-	-	-
Soya beans	*	-	-	-	-	-	-	-
Fenugreek	*	-	-	-	-	-	-	-
Gibto	-	-	-	-	-	-	-	-
Oilseeds	182	*	-	1118	*	-	-	-
Neug	*	-	-	-	-	-	-	-
Linseed	157	-	-	-	-	-	-	-
Groundnuts	*	*	-	*	*	-	-	-
Safflower	*	*	-	*	*	-	-	-
Sesame	-	-	-	-	-	-	-	-
Rapeseed	*	*	-	*	*	-	-	-
Vegetables	1553	572	*	71673	532	*	*	*
Lettuce	-	-	-	-	-	-	-	-
Head cabbage	*	*	*	*	*	*	*	*
Ethiopian cabbage	1166	476	*	69162	475	*	*	*
Tomatoes	*	*	-	*	*	-	-	-
Green peppers	95	12	-	9645	12	-	-	-
Red peppers	*	*	*	*	*	*	*	*
Swiss chard	-	-	-	-	-	-	-	-
Root crops	4586	440	-	41641	440	-	-	-
Beetroot	*	*	-	*	*	-	-	-
Carrot	*	-	-	-	-	-	-	-
Onion	*	*	-	*	*	-	-	-
Potatoes	68	*	-	*	*	-	-	-
Yam	111	*	-	1503	*	-	-	-
Garlic	*	*	-	1781	*	-	-	-
Taro 'Godere'	3930	415	-	36660	415	-	-	-
Sweet potatoes	141	*	-	*	*	-	-	-
Other Temporary	1895	94	*	11701	89	*	*	*
Permanent crops	1759	126	-	19374	124	-	-	-
Avocado	321	21	-	4697	21	-	-	-
Bananas	1203	83	-	12056	82	-	-	-
Guava	*	*	-	*	*	-	-	-
Lemons	*	*	-	*	*	-	-	-
Mangoes	*	*	-	*	*	-	-	-
Oranges	5	*	-	*	*	-	-	-
Papayas	77	19	-	5627	19	-	-	-
Pineapples	*	*	-	*	*	-	-	-
Stimulant	13218	698	-	40726	665	-	-	-
Chat	241	*	-	4314	*	-	-	-
Coffee	12872	650	-	37504	617	-	-	-
Hops / 'Gesho'	105	8	-	2953	8	-	-	-
Enset	20879	5616	-	82434	5608	-	-	-
Sugar cane	573	73	-	12655	73	-	-	-
Other permanent	170	*	-	5244	*	-	-	-

(Table 1.7.9 cont'd.)

Keffa

Crop type	UREA			UREA + DAP			INDIGENOUS SEED		
	Holder	Hectare	Quintal	Holder	Hectare	Quintal	Holder	Hectare	Quintal
<i>All</i>	-	-	-	11628	2067	3017	232071	169275	94528
<i>Cereals</i>	-	-	-	10948	1973	2990	193958	81101	64750
<i>Teff</i>	-	-	-	3092	347	593	130335	26322	21444
<i>Barley</i>	-	-	-	*	*	*	74292	12040	14706
<i>Wheat</i>	-	-	-	6060	*	*	37377	8037	*
<i>Maize</i>	-	-	-	*	*	*	59848	19133	9990
<i>Sorghum</i>	-	-	-	-	-	-	66419	14547	4191
<i>Finger millet</i>	-	-	-	-	-	-	7605	*	253
<i>Oats / 'Aja'</i>	-	-	-	-	-	-	*	*	*
<i>Rice</i>	-	-	-	-	-	-	*	*	*
<i>Masho</i>	-	-	-	-	-	-	-	-	-
<i>Pulses</i>	-	-	-	*	*	*	180915	46192	29690
<i>Horse / Faba beans</i>	-	-	-	-	-	-	116582	20463	19023
<i>Field Peas</i>	-	-	-	*	*	*	83561	20126	10220
<i>Haricot beans white</i>	-	-	-	-	-	-	23780	764	445
<i>Haricot beans red</i>	-	-	-	-	-	-	71863	4829	-
<i>Chick peas</i>	-	-	-	-	-	-	*	*	-
<i>Lentils</i>	-	-	-	-	-	-	*	*	*
<i>Vetch / Grass peas</i>	-	-	-	-	-	-	-	-	-
<i>Soya beans</i>	-	-	-	-	-	-	*	*	*
<i>Fenugreek</i>	-	-	-	-	-	-	1985	*	*
<i>Gibto</i>	-	-	-	-	-	-	-	-	-
<i>Oilseeds</i>	-	-	-	-	-	-	8510	182	*
<i>Neug</i>	-	-	-	-	-	-	*	*	*
<i>Linseed</i>	-	-	-	-	-	-	6140	157	*
<i>Groundnuts</i>	-	-	-	-	-	-	*	*	-
<i>Safflower</i>	-	-	-	-	-	-	*	*	*
<i>Sesame</i>	-	-	-	-	-	-	-	-	-
<i>Rapeseed</i>	-	-	-	-	-	-	1766	*	*
<i>Vegetables</i>	-	-	-	*	*	*	168439	1552	-
<i>Lettuce</i>	-	-	-	-	-	-	-	-	-
<i>Head cabbage</i>	-	-	-	*	*	*	6704	*	-
<i>Ethiopian cabbage</i>	-	-	-	-	-	-	158489	1165	-
<i>Tomatoes</i>	-	-	-	-	-	-	*	*	-
<i>Green peppers</i>	-	-	-	-	-	-	30678	95	-
<i>Red peppers</i>	-	-	-	-	-	-	13762	*	-
<i>Swiss chard</i>	-	-	-	-	-	-	-	-	-
<i>Root crops</i>	-	-	-	-	-	-	172254	4586	-
<i>Beetroot</i>	-	-	-	-	-	-	6513	*	-
<i>Carrot</i>	-	-	-	-	-	-	*	*	-
<i>Onion</i>	-	-	-	-	-	-	18960	*	-
<i>Potatoes</i>	-	-	-	-	-	-	4762	68	-
<i>Yam</i>	-	-	-	-	-	-	20694	111	-
<i>Garlic</i>	-	-	-	-	-	-	24213	*	-
<i>Taro 'Godere'</i>	-	-	-	-	-	-	145749	3930	-
<i>Sweet potatoes</i>	-	-	-	-	-	-	20686	141	-
<i>Other Temporary</i>	-	-	-	-	-	-	91903	1895	-
<i>Permanent crops</i>	-	-	-	-	-	-	107853	1679	-
<i>Avocado</i>	-	-	-	-	-	-	37926	302	-
<i>Bananas</i>	-	-	-	-	-	-	83917	1150	-
<i>Guava</i>	-	-	-	-	-	-	*	*	-
<i>Lemons</i>	-	-	-	-	-	-	3055	*	-
<i>Mangoes</i>	-	-	-	-	-	-	13618	*	-
<i>Oranges</i>	-	-	-	-	-	-	3473	5	-
<i>Papayas</i>	-	-	-	-	-	-	15477	69	-
<i>Pineapples</i>	-	-	-	-	-	-	*	*	-
<i>Stimulant</i>	-	-	-	-	-	-	153306	12277	-
<i>Chat</i>	-	-	-	-	-	-	31797	239	-
<i>Coffee</i>	-	-	-	-	-	-	145524	11935	-
<i>Hops / 'Gesho'</i>	-	-	-	-	-	-	19395	103	-
<i>Enset</i>	-	-	-	-	-	-	203396	19149	-
<i>Sugar cane</i>	-	-	-	-	-	-	58313	557	-
<i>Other permanent</i>	-	-	-	-	-	-	47454	*	-

(Table 1.7.9 Cont'd.)

Keffa

Crop type	IMPROVED SEED			PESTICIDE		IRRIGATION		EXTENSION PACKAGE	
	Holder	Hectare	Quintal	Holder	Hectare	Holder	Hectare	Holder	Hectare
All	39515	5113	3558	102912	31739	1632	*	74433	18652
Cereals	23496	3848	3244	101912	31309	-	-	64121	17064
Teff	3987	349	*	76095	14895	-	-	35185	7268
Barley	*	*	*	25291	3592	-	-	14151	1859
Wheat	9385	1522	2072	19703	*	-	-	20874	4101
Maize	9251	1558	508	*	*	-	-	9883	1752
Sorghum	-	-	-	25886	6664	-	-	*	*
Finger millet	-	-	-	*	*	-	-	*	*
Oats / 'Aja'	-	-	-	*	*	-	-	-	-
Rice	-	-	-	*	*	-	-	-	-
Masho	-	-	-	-	-	-	-	-	-
Pulses	*	*	*	2551	279	*	*	7846	1205
Horse / Faba beans	*	*	*	*	*	-	-	3068	*
Field Peas	-	-	-	1267	*	*	*	*	*
Haricot beans white	-	-	-	-	-	-	-	-	-
Haricot beans red	*	*	*	*	*	-	-	*	*
Chick peas	-	-	-	-	-	-	-	-	-
Lentils	-	-	-	-	-	-	-	-	-
Vetch / Grass peas	-	-	-	-	-	-	-	-	-
Soya beans	-	-	-	-	-	-	-	-	-
Fenugreek	-	-	-	-	-	-	-	-	-
Gibto	-	-	-	-	-	-	-	-	-
Oilseeds	-	-	-	3444	130	-	-	*	*
Neug	-	-	-	-	-	-	-	-	-
Linseed	-	-	-	3444	130	-	-	*	*
Groundnuts	-	-	-	-	-	-	-	-	-
Safflower	-	-	-	-	-	-	-	-	-
Sesame	-	-	-	-	-	-	-	-	-
Rapeseed	-	-	-	-	-	-	-	-	-
Vegetables	*	*	*	*	*	*	*	*	*
Lettuce	-	-	-	-	-	-	-	-	-
Head cabbage	-	-	-	-	-	-	-	-	-
Ethiopian cabbage	*	*	*	*	*	*	*	*	*
Tomatoes	-	-	-	-	-	-	-	-	-
Green peppers	-	-	-	-	-	-	-	*	*
Red peppers	-	-	-	-	-	-	-	-	-
Swiss chard	-	-	-	-	-	-	-	-	-
Root crops	*	*	*	-	-	-	-	*	*
Beetroot	-	-	-	-	-	-	-	-	-
Carrot	-	-	-	-	-	-	-	-	-
Onion	*	*	*	-	-	-	-	-	-
Potatoes	-	-	-	-	-	-	-	-	-
Yam	-	-	-	-	-	-	-	-	-
Garlic	-	-	-	-	-	-	-	-	-
Taro 'Godere'	*	*	*	-	-	-	-	*	*
Sweet potatoes	-	-	-	-	-	-	-	-	-
Other Temporary	-	-	-	*	*	-	-	*	*
Permanent crops	-	-	-	*	*	-	-	*	8
Avocado	-	-	-	-	-	-	-	*	*
Bananas	-	-	-	*	*	-	-	*	*
Guava	-	-	-	-	-	-	-	-	-
Lemons	-	-	-	-	-	-	-	-	-
Mangoes	-	-	-	-	-	-	-	-	-
Oranges	-	-	-	-	-	-	-	-	-
Papayas	-	-	-	-	-	-	-	-	-
Pineapples	-	-	-	-	-	-	-	-	-
Stimulant	15122	478	-	*	*	*	*	8593	283
Chat	-	-	-	-	-	-	-	-	-
Coffee	15122	478	-	*	*	*	*	8593	282
Hops / 'Gesho'	-	-	-	-	-	-	-	*	*
Enset	-	-	-	-	-	*	*	-	-
Sugar cane	-	-	-	-	-	*	*	*	*
Other permanent	-	-	-	-	-	-	-	-	-

Table 1.7.10 Number of Holders, Inputs Applied Area and Quantity of Inputs used

Gamo Gofa

Crop type	All Crop Area	All Fertilizers		Natural		DAP		
		Hectare	Quintal	Holder	Hectare	Holder	Hectare	Quintal
All	200814	77878	28693	293747	43344	86219	14676	8367
Cereals	120167	45967	26488	142415	13413	73514	13263	7234
Teff	41537	14030	10788	6498	*	21925	4448	2032
Barley	14314	10091	2946	70298	5551	30727	3009	1768
Wheat	9211	7805	3007	40408	3807	25871	2760	1617
Maize	42811	12256	9137	61140	2330	13962	2940	1692
Sorghum	12260	*	*	14065	*	*	*	*
Finger millet	-	-	-	-	-	-	-	-
Oats / 'Aja'	*	-	-	-	-	-	-	-
Rice	-	-	-	-	-	-	-	-
Masho	-	-	-	-	-	-	-	-
Pulses	21547	4053	1295	91932	3009	20417	733	606
Horse / Faba beans	3509	942	212	34961	752	4660	*	*
Field Peas	5427	582	*	16335	379	*	*	*
Haricot beans white	*	*	*	*	*	*	*	*
Haricot beans red	10944	1665	688	40228	1162	14037	361	278
Chick peas	*	*	-	*	*	-	-	-
Lentils	84	*	-	*	*	-	-	-
Vetch / Grass peas	-	-	-	-	-	-	-	-
Soya beans	*	-	-	-	-	-	-	-
Fenugreek	*	*	*	5957	*	-	-	-
Gibto	-	-	-	-	-	-	-	-
Oilseeds	836	102	*	6900	*	-	-	-
Neug	-	-	-	-	-	-	-	-
Linseed	215	*	*	*	17	-	-	-
Groundnuts	*	*	-	*	*	-	-	-
Safflower	-	-	-	-	-	-	-	-
Sesame	*	*	-	*	*	-	-	-
Rapeseed	-	-	-	-	-	-	-	-
Vegetables	800	662	*	93018	644	*	*	*
Lettuce	-	-	-	-	-	-	-	-
Head cabbage	*	*	-	*	*	-	-	-
Ethiopian cabbage	734	622	*	91172	603	*	*	*
Tomatoes	*	*	-	*	*	-	-	-
Green peppers	*	*	-	*	*	-	-	-
Red peppers	*	-	-	-	-	-	-	-
Swiss chard	*	*	-	*	*	-	-	-
Root crops	18662	8253	740	193582	7453	23604	608	474
Beetroot	*	*	-	*	*	-	-	-
Carrot	*	*	-	*	*	-	-	-
Onion	250	195	*	30967	*	*	*	*
Potatoes	2232	2074	625	42515	*	18919	*	*
Yam	*	*	-	18522	*	-	-	-
Garlic	*	*	*	21059	*	*	*	*
Taro 'Godere'	4305	1990	*	102602	1964	*	*	*
Sweet potatoes	10266	3135	62	92453	3005	2339	*	23
Other Temporary	8578	3563	*	129367	3520	*	*	*
Permanent crops	*	489	-	62508	482	-	-	-
Avocado	173	20	-	7195	20	-	-	-
Bananas	*	324	-	34946	316	-	-	-
Guava	*	-	-	-	-	-	-	-
Lemons	17	*	-	*	*	-	-	-
Mangoes	513	73	-	14590	73	-	-	-
Oranges	26	*	-	*	*	-	-	-
Papayas	143	*	-	19156	*	-	-	-
Pineapples	*	*	-	*	*	-	-	-
Stimulant	5333	2337	-	122978	2328	-	-	-
Chat	*	*	-	9199	*	-	-	-
Coffee	4559	2128	-	120830	2124	-	-	-
Hops / 'Gesho'	*	*	-	*	*	-	-	-
Enset	14939	12002	-	249352	11984	-	-	-
Sugar cane	780	204	-	23346	204	-	-	-
Other permanent	696	245	-	40221	244	-	-	-

(Table 1.7.10 cont'd.)

Crop type	UREA			UREA + DAP			INDIGENOUS SEED		
	Holder	Hectare	Quintal	Holder	Hectare	Quintal	Holder	Hectare	Quintal
All	5329	535	163	76097	19324	20163	382579	191552	52389
Cereals	4812	505	153	74258	18785	19101	335046	112777	45118
Teff	1701	*	*	30932	8834	8698	139880	40529	12699
Barley	*	*	*	16881	1504	1158	148547	14313	10480
Wheat	*	*	*	*	*	*	83709	8935	9515
Maize	*	*	*	24809	6902	7414	157318	36706	10352
Sorghum	*	*	*	*	*	*	83875	12260	2056
Finger millet	-	-	-	-	-	-	-	-	-
Oats / 'Aja'	-	-	-	-	-	-	*	*	*
Rice	-	-	-	-	-	-	-	-	-
Masho	-	-	-	-	-	-	-	-	-
Pulses	-	-	-	10152	310	689	234151	21546	7150
Horse / Faba beans	-	-	-	*	*	93	86420	3508	3213
Field Peas	-	-	-	*	*	*	68617	5427	3034
Haricot beans white	-	-	-	*	*	*	22872	*	382
Haricot beans red	-	-	-	*	*	*	133897	10944	-
Chick peas	-	-	-	-	-	-	5440	*	*
Lentils	-	-	-	-	-	-	4833	84	30
Vetch / Grass peas	-	-	-	-	-	-	-	-	-
Soya beans	-	-	-	-	-	-	*	*	-
Fenugreek	-	-	-	*	*	*	8170	*	*
Gibto	-	-	-	-	-	-	-	-	-
Oilseeds	-	-	-	*	*	*	22261	702	122
Neug	-	-	-	-	-	-	-	-	-
Linseed	-	-	-	*	*	*	15950	215	58
Groundnuts	-	-	-	-	-	-	*	*	*
Safflower	-	-	-	-	-	-	-	-	-
Sesame	-	-	-	-	-	-	-	*	*
Rapeseed	-	-	-	-	-	-	-	-	-
Vegetables	-	-	-	*	*	*	107229	775	-
Lettuce	-	-	-	-	-	-	-	-	-
Head cabbage	-	-	-	-	-	-	*	*	-
Ethiopian cabbage	-	-	-	*	*	*	103621	709	-
Tomatoes	-	-	-	-	-	-	*	*	-
Green peppers	-	-	-	-	-	-	*	*	-
Red peppers	-	-	-	-	-	-	*	*	-
Swiss chard	-	-	-	-	-	-	*	*	-
Root crops	*	*	*	*	*	*	301236	18558	-
Beetroot	-	-	-	-	-	-	*	*	-
Carrot	-	-	-	-	-	-	*	*	-
Onion	-	-	-	*	*	*	37767	249	-
Potatoes	-	-	-	*	*	*	73306	2211	-
Yam	-	-	-	-	-	-	52248	*	-
Garlic	-	-	-	-	-	-	22531	*	-
Taro 'Godere'	-	-	-	*	*	*	158627	4237	-
Sweet potatoes	*	*	*	*	*	*	200104	10252	-
Other Temporary	*	*	*	*	*	*	207587	8566	-
Permanent crops							169091	*	
Avocado							28550	173	
Bananas							128501	*	
Guava							*	*	
Lemons							11279	17	
Mangoes							64467	491	
Oranges							11042	26	
Papayas							38485	141	
Pineapples							*	*	
Stimulant							183001	4867	
Chat							22165	*	
Coffee							176248	4093	
Hops / 'Gesho'							10617	*	
Enset							284901	14191	
Sugar cane							48766	663	
Other permanent							82803	686	

(Table 1.7.10 Cont'd.)

Gamo Gofa

Crop type	IMPROVED SEED			PESTICIDE		IRRIGATION		EXTENSION PACKAGE	
	Holder	Hectare	Quintal	Holder	Hectare	Holder	Hectare	Holder	Hectare
All	38472	7498	2448	3033	*	*	*	158368	35494
Cereals	36042	7313	2440	*	*	*	*	144915	33396
Teff	*	*	*	*	*	*	*	52126	14412
Barley	-	-	-	-	-	-	-	46562	4510
Wheat	*	*	*	-	-	*	*	42338	3796
Maize	26500	6105	1535	-	-	*	*	40400	10110
Sorghum	-	-	-	-	-	-	-	*	*
Finger millet	-	-	-	-	-	-	-	-	-
Oats / 'Aja'	-	-	-	-	-	-	-	-	-
Rice	-	-	-	-	-	-	-	-	-
Masho	-	-	-	-	-	-	-	-	-
Pulses	-	-	-	*	*	*	*	31900	1089
Horse / Faba beans	-	-	-	-	-	-	-	7098	*
Field Peas	-	-	-	*	*	-	-	3736	*
Haricot beans white	-	-	-	-	-	*	*	*	*
Haricot beans red	-	-	-	*	*	*	*	20756	612
Chick peas	-	-	-	-	-	-	-	-	-
Lentils	-	-	-	-	-	-	-	-	-
Vetch / Grass peas	-	-	-	-	-	-	-	-	-
Soya beans	-	-	-	-	-	-	-	-	-
Fenugreek	-	-	-	-	-	-	-	-	-
Gibto	-	-	-	-	-	-	-	-	-
Oilseeds	*	*	*	-	-	*	*	*	*
Neug	-	-	-	-	-	-	-	-	-
Linseed	-	-	-	-	-	-	-	*	*
Groundnuts	-	-	-	-	-	-	-	-	-
Safflower	-	-	-	-	-	-	-	-	-
Sesame	*	*	*	-	-	*	*	-	-
Rapeseed	-	-	-	-	-	-	-	-	-
Vegetables	*	*	-	-	-	*	*	*	*
Lettuce	-	-	-	-	-	-	-	-	-
Head cabbage	-	-	-	-	-	-	-	-	-
Ethiopian cabbage	*	*	-	-	-	*	*	*	*
Tomatoes	-	-	-	-	-	-	-	-	-
Green peppers	-	-	-	-	-	*	*	-	-
Red peppers	-	-	-	-	-	-	-	-	-
Swiss chard	-	-	-	-	-	-	-	-	-
Root crops	-	-	-	*	*	*	*	32009	815
Beetroot	-	-	-	-	-	-	-	-	-
Carrot	-	-	-	-	-	-	-	-	-
Onion	-	-	-	-	-	*	*	*	*
Potatoes	-	-	-	-	-	-	-	23298	*
Yam	-	-	-	-	-	-	-	-	-
Garlic	-	-	-	-	-	-	-	*	*
Taro 'Godere'	-	-	-	-	-	*	*	*	*
Sweet potatoes	-	-	-	*	*	*	*	4570	144
Other Temporary	-	-	-	*	*	*	*	3158	77
Permanent crops	-	-	-	-	-	*	*	*	*
Avocado	-	-	-	-	-	*	*	-	-
Bananas	-	-	-	-	-	*	*	*	*
Guava	-	-	-	-	-	-	-	-	-
Lemons	-	-	-	-	-	*	*	-	-
Mangoes	-	-	-	-	-	*	*	-	-
Oranges	-	-	-	-	-	*	*	-	-
Papayas	-	-	-	-	-	*	*	-	-
Pineapples	-	-	-	-	-	-	-	-	-
Stimulant	-	-	-	-	-	*	*	*	*
Chat	-	-	-	-	-	-	-	-	-
Coffee	-	-	-	-	-	*	*	*	*
Hops / 'Gesho'	-	-	-	-	-	-	-	*	*
Enset	-	-	-	*	*	*	*	-	-
Sugar cane	-	-	-	-	-	*	*	-	-
Other permanent	-	-	-	-	-	*	*	*	*

Table 1.7.11 Number of Holders, Inputs Applied Area and Quantity of Inputs used

Benchi - Maji

Crop type	All Crop Area	All Fertilizers		Natural		DAP		
		Hectare	Quintal	Holder	Hectare	Holder	Hectare	Quintal
All	69814	7811	5441	37699	1405	7726	1916	1514
Cereals	35759	6066	5014	1732	*	6009	1636	1279
Teff	3751	*	811	-	-	*	*	*
Barley	2375	*	*	-	-	*	*	*
Wheat	*	*	*	-	-	*	*	*
Maize	9969	*	*	*	*	*	*	*
Sorghum	17089	*	*	*	*	1056	*	*
Finger millet	*	-	-	-	-	-	-	-
Oats / 'Aja'	-	-	-	-	-	-	-	-
Rice	*	*	*	-	-	*	*	*
Masho	-	-	-	-	-	-	-	-
Pulses	8137	*	290	2518	*	2290	*	*
Horse / Faba beans	2904	*	*	*	*	*	*	*
Field Peas	3970	-	-	-	-	-	-	-
Haricot beans white	*	*	*	-	-	*	*	*
Haricot beans red	1009	*	*	2363	*	737	*	*
Chick peas	-	-	-	-	-	-	-	-
Lentils	-	-	-	-	-	-	-	-
Vetch / Grass peas	-	-	-	-	-	-	-	-
Soya beans	-	-	-	-	-	-	-	-
Fenugreek	-	-	-	-	-	-	-	-
Gibto	-	-	-	-	-	-	-	-
Oilseeds	*	-	-	-	-	-	-	-
Neug	*	-	-	-	-	-	-	-
Linseed	*	-	-	-	-	-	-	-
Groundnuts	*	-	-	-	-	-	-	-
Safflower	-	-	-	-	-	-	-	-
Sesame	*	-	-	-	-	-	-	-
Rapeseed	*	-	-	-	-	-	-	-
Vegetables	1381	209	*	25441	174	-	-	-
Lettuce	-	-	-	-	-	-	-	-
Head cabbage	22	*	-	*	*	-	-	-
Ethiopian cabbage	615	167	*	24361	166	-	-	-
Tomatoes	*	*	-	*	*	-	-	-
Green peppers	60	*	-	2816	*	-	-	-
Red peppers	*	*	*	*	*	-	-	-
Swiss chard	*	*	-	*	*	-	-	-
Root crops	4222	201	*	15240	199	-	-	-
Beetroot	*	-	-	-	-	-	-	-
Carrot	*	-	-	-	-	-	-	-
Onion	*	*	*	-	-	-	-	-
Potatoes	*	*	-	*	*	-	-	-
Yam	115	*	-	*	*	-	-	-
Garlic	6	*	-	*	*	-	-	-
Taro 'Godere'	3826	197	*	14659	197	-	-	-
Sweet potatoes	*	*	-	*	*	-	-	-
Other Temporary	1073	27	-	9081	27	-	-	-
Permanent crops	1919	79	-	9041	62	-	-	-
Avocado	122	*	-	1499	*	-	-	-
Bananas	1436	54	-	6004	39	-	-	-
Guava	*	-	-	-	-	-	-	-
Lemons	*	-	-	-	-	-	-	-
Mangoes	179	*	-	1052	*	-	-	-
Oranges	55	*	-	*	*	-	-	-
Papayas	97	*	-	*	*	-	-	-
Pineapples	*	*	-	*	*	-	-	-
Stimulant	14436	406	-	13870	365	-	-	-
Chat	649	*	-	1575	5	-	-	-
Coffee	13592	390	-	13417	358	-	-	-
Hops / 'Gesho'	195	*	-	*	*	-	-	-
Enset	2386	505	-	21506	505	-	-	-
Sugar cane	393	9	-	2445	9	-	-	-
Other permanent	22	2	-	2869	2	-	-	-

(Table 1.7.11 cont'd.)

Benchi - Maji

Crop type	UREA			UREA + DAP			INDIGENOUS SEED		
	Holder	Hectare	Quintal	Holder	Hectare	Quintal	Holder	Hectare	Quintal
All	*	*	*	7843	4407	3891	115673	65605	21371
Cereals	*	*	*	7685	*	3726	78487	33881	16519
Teff	-	-	-	*	*	*	18213	3751	2575
Barley	-	-	-	-	-	-	15105	2375	1933
Wheat	-	-	-	*	*	*	*	*	*
Maize	*	*	*	3502	1106	1397	45045	8261	3941
Sorghum	-	-	-	*	*	*	43022	17089	6330
Finger millet	-	-	-	-	-	-	*	*	*
Oats / 'Aja'	-	-	-	-	-	-	-	-	-
Rice	-	-	-	*	*	*	*	*	*
Masho	-	-	-	-	-	-	-	-	-
Pulses	-	-	-	*	*	*	51143	8026	4829
Horse / Faba beans	-	-	-	-	-	-	20648	2904	3073
Field Peas	-	-	-	-	-	-	19208	3970	1694
Haricot beans white	-	-	-	-	-	-	4715	*	*
Haricot beans red	-	-	-	*	*	*	30283	1009	-
Chick peas	-	-	-	-	-	-	-	-	-
Lentils	-	-	-	-	-	-	-	-	-
Vetch / Grass peas	-	-	-	-	-	-	-	-	-
Soya beans	-	-	-	-	-	-	-	-	-
Fenugreek	-	-	-	-	-	-	-	-	-
Gibto	-	-	-	-	-	-	-	-	-
Oilseeds	-	-	-	-	-	-	1142	*	*
Neug	-	-	-	-	-	-	*	*	*
Linseed	-	-	-	-	-	-	*	*	*
Groundnuts	-	-	-	-	-	-	*	*	*
Safflower	-	-	-	-	-	-	-	-	-
Sesame	-	-	-	-	-	-	*	*	*
Rapeseed	-	-	-	-	-	-	*	*	*
Vegetables	*	*	*	*	*	*	81495	1376	-
Lettuce	-	-	-	-	-	-	-	-	-
Head cabbage	-	-	-	-	-	-	1713	17	-
Ethiopian cabbage	-	-	-	*	*	*	74321	615	-
Tomatoes	-	-	-	-	-	-	2961	*	-
Green peppers	-	-	-	-	-	-	12130	60	-
Red peppers	*	*	*	*	*	*	6653	*	-
Swiss chard	-	-	-	-	-	-	*	*	-
Root crops	*	*	*	*	*	*	93614	4222	-
Beetroot	-	-	-	-	-	-	*	*	-
Carrot	-	-	-	-	-	-	*	*	-
Onion	*	*	*	-	-	-	1830	*	-
Potatoes	-	-	-	-	-	-	*	*	-
Yam	-	-	-	-	-	-	13700	115	-
Garlic	-	-	-	-	-	-	3131	6	-
Taro 'Godere'	-	-	-	*	*	*	89458	3826	-
Sweet potatoes	-	-	-	-	-	-	9709	*	-
Other Temporary	-	-	-	-	-	-	60130	1073	-
Permanent crops	-	-	-	-	-	-	69215	1829	-
Avocado	-	-	-	-	-	-	20498	117	-
Bananas	-	-	-	-	-	-	58975	1357	-
Guava	-	-	-	-	-	-	2262	*	-
Lemons	-	-	-	-	-	-	1578	*	-
Mangoes	-	-	-	-	-	-	21891	174	-
Oranges	-	-	-	-	-	-	9137	54	-
Papayas	-	-	-	-	-	-	19939	97	-
Pineapples	-	-	-	-	-	-	2657	*	-
Stimulant	-	-	-	-	-	-	89639	12560	-
Chat	-	-	-	-	-	-	26045	457	-
Coffee	-	-	-	-	-	-	86000	11918	-
Hops / 'Gesho'	-	-	-	-	-	-	23473	185	-
Enset	-	-	-	-	-	-	79646	2174	-
Sugar cane	-	-	-	-	-	-	29126	356	-
Other permanent	-	-	-	-	-	-	14930	21	-

(Table 1.7.11 Cont'd.)

Benchi - Maji

Crop type	IMPROVED SEED			PESTICIDE		IRRIGATION		EXTENSION PACKAGE	
	Holder	Hectare	Quintal	Holder	Hectare	Holder	Hectare	Holder	Hectare
All	8953	2105	621	*	*	*	*	13340	5826
Cereals	6792	1878	523	*	*	-	-	11638	5376
Teff	-	-	-	-	-	-	-	1558	*
Barley	-	-	-	-	-	-	-	*	*
Wheat	*	*	*	-	-	-	-	*	*
Maize	5850	*	275	*	*	-	-	6108	*
Sorghum	-	-	-	*	*	-	-	*	*
Finger millet	-	-	-	*	*	-	-	-	-
Oats / 'Aja'	-	-	-	-	-	-	-	-	-
Rice	-	-	-	*	*	-	-	*	*
Masho	-	-	-	-	-	-	-	-	-
Pulses	*	*	*	-	-	-	-	2135	*
Horse / Faba beans	-	-	-	-	-	-	-	*	*
Field Peas	-	-	-	-	-	-	-	*	*
Haricot beans white	*	*	*	-	-	-	-	*	*
Haricot beans red	-	-	-	-	-	-	-	750	*
Chick peas	-	-	-	-	-	-	-	-	-
Lentils	-	-	-	-	-	-	-	-	-
Vetch / Grass peas	-	-	-	-	-	-	-	-	-
Soya beans	-	-	-	-	-	-	-	-	-
Fenugreek	-	-	-	-	-	-	-	-	-
Gibto	-	-	-	-	-	-	-	-	-
Oilseeds	-	-	-	-	-	-	-	-	-
Neug	-	-	-	-	-	-	-	-	-
Linseed	-	-	-	-	-	-	-	-	-
Groundnuts	-	-	-	-	-	-	-	-	-
Safflower	-	-	-	-	-	-	-	-	-
Sesame	-	-	-	-	-	-	-	-	-
Rapeseed	-	-	-	-	-	-	-	-	-
Vegetables	*	*	-	*	*	*	*	*	*
Lettuce	-	-	-	-	-	-	-	-	-
Head cabbage	*	*	-	-	-	-	-	-	-
Ethiopian cabbage	-	-	-	-	-	*	*	*	*
Tomatoes	*	*	-	-	-	-	-	-	-
Green peppers	-	-	-	*	*	-	-	-	-
Red peppers	-	-	-	-	-	-	-	*	*
Swiss chard	*	*	-	-	-	-	-	-	-
Root crops	*	*	-	-	-	-	-	*	*
Beetroot	*	*	-	-	-	-	-	-	-
Carrot	-	-	-	-	-	-	-	-	-
Onion	*	*	-	-	-	-	-	*	*
Potatoes	-	-	-	-	-	-	-	-	-
Yam	-	-	-	-	-	-	-	-	-
Garlic	-	-	-	-	-	-	-	-	-
Taro 'Godere'	-	-	-	-	-	-	-	*	*
Sweet potatoes	-	-	-	-	-	-	-	-	-
Other Temporary	-	-	-	-	-	-	-	-	-
Permanent crops	-	-	-	*	*	-	-	*	*
Avocado	-	-	-	-	-	-	-	-	-
Bananas	-	-	-	-	-	-	-	*	*
Guava	-	-	-	-	-	-	-	-	-
Lemons	-	-	-	-	-	-	-	-	-
Mangoes	-	-	-	*	*	-	-	-	-
Oranges	-	-	-	-	-	-	-	-	-
Papayas	-	-	-	-	-	-	-	-	-
Pineapples	-	-	-	-	-	-	-	-	-
Stimulant	*	*	-	*	*	-	-	652	*
Chat	-	-	-	-	-	-	-	*	*
Coffee	*	*	-	*	*	-	-	*	*
Hops / 'Gesho'	-	-	-	*	*	-	-	*	*
Enset	-	-	-	-	-	*	*	-	-
Sugar cane	-	-	-	-	-	-	-	-	-
Other permanent	-	-	-	-	-	-	-	*	*

Table 1.7.12 Number of Holders, Inputs Applied Area and Quantity of Inputs used

Yem Special Wereda

Crop type	All Crop Area	All Fertilizers		Natural		DAP		
		Hectare	Quintal	Holder	Hectare	Holder	Hectare	Quintal
All	25676	13728	12378	18571	3215	11622	5417	4438
Cereals	17679	9994	11514	10567	393	10749	4599	3776
Teff	6360	4951	5019	257	38	8435	2756	2216
Barley	1720	551	528	708	*	2184	371	268
Wheat	5500	2932	3666	*	*	4930	1354	1183
Maize	2578	1483	2246	9768	271	891	82	63
Sorghum	1506	71	*	1352	*	224	*	*
Finger millet	-	-	-	-	-	-	-	-
Oats / 'Aja'	16	*	*	*	*	-	-	-
Rice	*	-	-	-	-	-	-	-
Masho	-	-	-	-	-	-	-	-
Pulses	4200	1470	694	7381	631	3714	784	614
Horse / Faba beans	1878	463	196	4016	253	1607	196	176
Field Peas	2118	929	481	1578	*	2105	561	424
Haricot beans white	69	*	*	3131	14	*	*	*
Haricot beans red	1	*	-	*	*	-	-	-
Chick peas	*	*	*	-	-	-	-	-
Lentils	104	50	11	609	21	571	*	8
Vetch / Grass peas	*	-	-	-	-	-	-	-
Soya beans	-	-	-	-	-	-	-	-
Fenugreek	12	7	-	1965	7	-	-	-
Gibto	*	-	-	-	-	-	-	-
Oilseeds	414	23	*	1471	13	*	*	*
Neug	-	-	-	-	-	-	-	-
Linseed	375	*	1	-	-	*	*	*
Groundnuts	*	*	-	*	*	-	-	-
Safflower	*	*	-	*	*	-	-	-
Sesame	-	-	-	-	-	-	-	-
Rapeseed	38	20	*	1370	12	*	*	*
Vegetables	124	99	*	14520	98	*	*	*
Lettuce	*	*	-	*	*	-	-	-
Head cabbage	2	2	*	606	1	*	*	*
Ethiopian cabbage	111	92	-	14142	92	-	-	-
Tomatoes	*	1	-	501	1	-	-	-
Green peppers	5	4	*	2577	4	-	-	-
Red peppers	*	*	-	*	*	-	-	-
Swiss chard	*	*	-	*	*	-	-	-
Root crops	267	143	22	9968	132	327	*	*
Beetroot	4	1	-	972	1	-	-	-
Carrot	1	*	*	393	*	*	*	*
Onion	*	*	*	*	*	*	*	*
Potatoes	19	12	*	452	*	*	*	*
Yam	*	*	-	*	*	-	-	-
Garlic	11	6	*	2795	6	*	*	*
Taro 'Godere'	166	92	*	6025	88	*	*	*
Sweet potatoes	62	27	*	2679	27	-	-	-
Other Temporary	205	171	*	8340	169	*	*	*
Permanent crops	134	48		4318	45			
Avocado	49	21		2457	21			
Bananas	60	14		1795	11			
Guava	*	1		*	*			
Lemons	*	*		*	*			
Mangoes	*	*		*	*			
Oranges	*	*		697	*			
Papayas	*	*		*	*			
Pineapples	*	*		*	*			
Stimulant	638	178		8420	154			
Chat	281	66		4167	58			
Coffee	342	110		7057	94			
Hops / 'Gesho'	15	*		616	*			
Enset	1835	1554		17677	1552			
Sugar cane	142	24		3143	23			
Other permanent	39	*		1615	6			

(Table 1.7.12 cont'd.)

Yem Special Wereda

Crop type	UREA			UREA + DAP			INDIGENOUS SEED		
	Holder	Hectare	Quintal	Holder	Hectare	Quintal	Holder	Hectare	Quintal
All	299	26	14	9642	5069	7926	20672	24076	20212
Cereals	299	26	14	9431	4977	7724	20428	16252	15447
Teff	-	-	-	6225	2157	2803	15795	6342	3002
Barley	195	*	*	930	143	252	13670	1716	2800
Wheat	*	*	*	4442	1541	2477	15577	5406	8433
Maize	-	-	-	4548	1130	2184	15750	1266	827
Sorghum	-	-	-	-	-	-	9512	1506	362
Finger millet	-	-	-	-	-	-	-	-	-
Oats / 'Aja'	-	-	-	*	*	*	498	16	24
Rice	-	-	-	-	-	-	*	*	*
Masho	-	-	-	-	-	-	-	-	-
Pulses	-	-	-	684	*	*	17272	4187	4675
Horse / Faba beans	-	-	-	379	*	19	13594	1864	2493
Field Peas	-	-	-	*	*	*	9405	2118	2072
Haricot beans white	-	-	-	-	-	-	6289	69	*
Haricot beans red	-	-	-	-	-	-	342	1	-
Chick peas	-	-	-	*	*	*	208	*	*
Lentils	-	-	-	*	*	*	2535	104	67
Vetch / Grass peas	-	-	-	-	-	-	*	*	*
Soya beans	-	-	-	-	-	-	-	-	-
Fenugreek	-	-	-	-	-	-	3142	12	11
Gibto	-	-	-	-	-	-	*	*	-
Oilseeds	-	-	-	*	*	*	5886	414	90
Neug	-	-	-	-	-	-	-	-	-
Linseed	-	-	-	*	*	*	2958	375	83
Groundnuts	-	-	-	-	-	-	*	*	*
Safflower	-	-	-	-	-	-	*	*	*
Sesame	-	-	-	-	-	-	-	-	-
Rapeseed	-	-	-	*	*	*	3216	38	7
Vegetables	-	-	-	*	*	*	17228	124	-
Lettuce	-	-	-	-	-	-	*	*	-
Head cabbage	-	-	-	-	-	-	753	2	-
Ethiopian cabbage	-	-	-	-	-	-	16630	111	-
Tomatoes	-	-	-	-	-	-	1125	*	-
Green peppers	-	-	-	*	*	*	3545	5	-
Red peppers	-	-	-	-	-	-	370	*	-
Swiss chard	-	-	-	-	-	-	*	*	-
Root crops	-	-	-	258	*	*	13688	262	-
Beetroot	-	-	-	-	-	-	1899	4	-
Carrot	-	-	-	-	-	-	739	1	-
Onion	-	-	-	-	-	-	418	*	-
Potatoes	-	-	-	*	*	*	979	14	-
Yam	-	-	-	-	-	-	*	*	-
Garlic	-	-	-	*	*	*	4619	11	-
Taro 'Godere'	-	-	-	*	*	*	8125	166	-
Sweet potatoes	-	-	-	*	*	*	4850	62	-
Other Temporary	-	-	-	*	*	*	11075	205	-
Permanent crops	-	-	-	-	-	-	9717	124	-
Avocado	-	-	-	-	-	-	6062	46	-
Bananas	-	-	-	-	-	-	5577	58	-
Guava	-	-	-	-	-	-	1147	*	-
Lemons	-	-	-	-	-	-	*	*	-
Mangoes	-	-	-	-	-	-	926	*	-
Oranges	-	-	-	-	-	-	1351	*	-
Papayas	-	-	-	-	-	-	*	*	-
Pineapples	-	-	-	-	-	-	*	*	-
Stimulant	-	-	-	-	-	-	14773	605	-
Chat	-	-	-	-	-	-	10076	264	-
Coffee	-	-	-	-	-	-	13368	328	-
Hops / 'Gesho'	-	-	-	-	-	-	3393	14	-
Enset	-	-	-	-	-	-	18846	1731	-
Sugar cane	-	-	-	-	-	-	7133	134	-
Other permanent	-	-	-	-	-	-	4991	38	-

(Table 1.7.12 Cont'd.)

Yem Special Wereda

Crop type	IMPROVED SEED			PESTICIDE		IRRIGATION		EXTENSION PACKAGE	
	Holder	Hectare	Quintal	Holder	Hectare	Holder	Hectare	Holder	Hectare
All	5634	1450	494	14427	8893	*	*	8816	3790
Cereals	5192	1427	477	14371	8771	*	*	8649	3692
Teff	*	*	*	11450	4392	*	*	3817	1333
Barley	*	*	*	3107	592	-	-	852	129
Wheat	*	*	*	9666	3675	-	-	3007	914
Maize	4907	1312	320	*	*	-	-	5103	1283
Sorghum	-	-	-	*	*	-	-	*	*
Finger millet	-	-	-	-	-	-	-	-	-
Oats / 'Aja'	-	-	-	*	*	-	-	*	*
Rice	-	-	-	-	-	-	-	-	-
Masho	-	-	-	-	-	-	-	-	-
Pulses	*	*	*	*	*	*	*	1062	71
Horse / Faba beans	*	*	*	*	*	*	*	901	58
Field Peas	-	-	-	-	*	*	*	*	*
Haricot beans white	-	-	-	-	-	-	-	*	*
Haricot beans red	-	-	-	-	-	-	-	-	-
Chick peas	-	-	-	-	-	-	-	-	-
Lentils	-	-	-	-	-	-	-	-	-
Vetch / Grass peas	-	-	-	-	-	-	-	-	-
Soya beans	-	-	-	-	-	-	-	-	-
Fenugreek	-	-	-	-	-	-	-	-	-
Gibto	-	-	-	-	-	-	-	-	-
Oilseeds	*	*	*	*	*	*	*	*	*
Neug	-	-	-	-	-	-	-	-	-
Linseed	-	-	-	*	*	-	-	*	*
Groundnuts	-	-	-	-	-	-	-	-	-
Safflower	-	-	-	-	-	-	-	-	-
Sesame	-	-	-	-	-	-	-	-	-
Rapeseed	*	*	*	-	-	-	-	*	*
Vegetables	-	-	-	*	*	*	*	*	*
Lettuce	-	-	-	-	-	-	-	-	-
Head cabbage	-	-	-	-	-	-	-	*	*
Ethiopian cabbage	-	-	-	*	*	-	-	-	-
Tomatoes	-	-	-	-	-	*	*	-	-
Green peppers	-	-	-	-	-	-	-	-	-
Red peppers	-	-	-	-	-	-	-	-	-
Swiss chard	-	-	-	-	-	-	-	-	-
Root crops	*	*	-	*	*	*	*	326	*
Beetroot	*	*	-	-	-	-	-	-	-
Carrot	-	-	-	-	-	-	-	-	-
Onion	*	*	-	-	-	-	-	-	-
Potatoes	*	*	-	*	*	*	*	*	*
Yam	-	-	-	-	-	-	-	-	-
Garlic	-	-	-	-	-	*	*	-	-
Taro 'Godere'	-	-	-	-	-	-	-	*	*
Sweet potatoes	-	-	-	-	-	-	-	-	-
Other Temporary	-	-	-	-	-	-	-	*	*
Permanent crops	-	-	-	-	-	-	-	*	*
Avocado	-	-	-	-	-	-	-	-	-
Bananas	-	-	-	-	-	-	-	*	*
Guava	-	-	-	-	-	-	-	*	*
Lemons	-	-	-	-	-	-	-	-	-
Mangoes	-	-	-	-	-	-	-	-	-
Oranges	-	-	-	-	-	-	-	-	-
Papayas	-	-	-	-	-	-	-	-	-
Pineapples	-	-	-	-	-	-	-	-	-
Stimulant	*	*	-	*	*	-	-	*	*
Chat	-	-	-	*	*	-	-	*	*
Coffee	*	*	-	*	*	-	-	*	*
Hops / 'Gesho'	-	-	-	-	-	-	-	-	-
Enset	-	-	-	-	-	-	-	-	-
Sugar cane	-	-	-	*	*	-	-	*	*
Other permanent	-	-	-	*	*	*	*	*	*

Table 1.7.13 Number of Holders, Inputs Applied Area and Quantity of Inputs used

Dawro								
Crop type	All Crop Area	All Fertilizers		Natural		DAP		
		Hectare	Quintal	Holder	Hectare	Holder	Hectare	Quintal
All	60184	26469	10323	96981	15076	31301	9263	7125
Cereals	24782	9596	8156	9836	1037	26054	6896	5501
Teff	13138	5222	4010	666	*	19759	4767	3474
Barley	1055	112	*	-	-	1669	*	*
Wheat	3011	1769	2313	*	*	5587	924	837
Maize	3552	*	*	7472	515	4029	*	*
Sorghum	3963	469	*	3421	468	*	*	*
Finger millet	-	-	-	-	-	-	-	-
Oats / 'Aja'	*	-	-	-	-	-	-	-
Rice	-	-	-	-	-	-	-	-
Masho	-	-	-	-	-	-	-	-
Pulses	16661	3504	1881	10496	855	9094	2337	1603
Horse / Faba beans	6469	1586	1025	4030	*	4927	1175	828
Field Peas	6992	692	317	-	*	2570	*	236
Haricot beans white	*	*	-	*	*	-	-	-
Haricot beans red	*	*	*	*	*	*	*	*
Chick peas	*	*	-	*	*	-	-	-
Lentils	*	*	*	*	*	*	*	*
Vetch / Grass peas	-	-	-	-	-	-	-	-
Soya beans	-	-	-	-	-	-	-	-
Fenugreek	-	-	-	-	-	-	-	-
Gibto	-	-	-	-	-	-	-	-
Oilseeds	*	*	*	*	*	*	*	*
Neug	*	-	-	-	-	-	-	-
Linseed	58	*	*	*	*	*	*	*
Groundnuts	*	*	-	*	*	-	-	-
Safflower	-	-	-	-	-	-	-	-
Sesame	-	-	-	-	-	-	-	-
Rapeseed	-	-	-	-	-	-	-	-
Vegetables	342	281	*	35212	279	-	-	-
Lettuce	-	-	-	-	-	-	-	-
Head cabbage	-	-	-	-	-	-	-	-
Ethiopian cabbage	310	251	-	32312	251	-	-	-
Tomatoes	-	-	-	-	-	-	-	-
Green peppers	12	10	*	2787	8	-	-	-
Red peppers	19	19	-	1970	19	-	-	-
Swiss chard	-	-	-	-	-	-	-	-
Root crops	4562	2193	*	56133	2180	618	*	*
Beetroot	-	-	-	-	-	-	-	-
Carrot	-	-	-	-	-	-	-	-
Onion	-	-	-	-	-	-	-	-
Potatoes	*	*	*	*	*	*	*	*
Yam	*	*	-	1110	*	-	-	-
Garlic	*	*	-	2129	*	-	-	-
Taro 'Godere'	3927	1895	*	51875	1889	*	*	*
Sweet potatoes	506	221	-	6181	221	-	-	-
Other Temporary	814	537	*	18083	408	-	-	-
Permanent crops	1048	411	-	31097	411	-	-	-
Avocado	230	113	-	13286	113	-	-	-
Bananas	648	224	-	16092	224	-	-	-
Guava	-	-	-	-	-	-	-	-
Lemons	*	*	-	*	*	-	-	-
Mangoes	86	31	-	4601	31	-	-	-
Oranges	32	*	-	1273	*	-	-	-
Papayas	47	35	-	4333	35	-	-	-
Pineapples	*	*	-	*	*	-	-	-
Stimulant	1824	1066	-	37590	1036	-	-	-
Chat	*	1	-	848	1	-	-	-
Coffee	1757	1037	-	35994	1010	-	-	-
Hops / 'Gesho'	56	28	-	2908	25	-	-	-
Enset	9829	8807	-	90614	8807	-	-	-
Sugar cane	104	36	-	7213	36	-	-	-
Other permanent	40	29	-	3006	27	-	-	-

(Table 1.7.13 cont'd.)

Dawro

Crop type	UREA			UREA + DAP			INDIGENOUS SEED		
	Holder	Hectare	Quintal	Holder	Hectare	Quintal	Holder	Hectare	Quintal
All	*	*	*	5837	1993	3094	104183	57380	23615
Cereals	*	*	*	5545	1568	2592	65993	23052	13014
Teff	-	-	-	2385	407	537	47515	13101	6022
Barley	-	-	-	*	*	*	8962	1055	999
Wheat	*	*	*	3001	808	1446	15183	2744	3253
Maize	*	*	*	*	*	*	14552	2125	1139
Sorghum	-	-	-	-	-	-	22629	3963	1533
Finger millet	-	-	-	-	-	-	-	-	-
Oats / 'Aja'	-	-	-	-	-	-	*	*	*
Rice	-	-	-	-	-	-	-	-	-
Masho	-	-	-	-	-	-	-	-	-
Pulses	-	-	-	*	*	*	61218	16403	10465
Horse / Faba beans	-	-	-	*	*	*	37103	6402	5553
Field Peas	-	-	-	*	*	*	29685	6958	4777
Haricot beans white	-	-	-	-	-	-	1672	*	*
Haricot beans red	-	-	-	-	-	-	13623	*	-
Chick peas	-	-	-	-	-	-	*	*	*
Lentils	-	-	-	-	-	-	4205	*	92
Vetch / Grass peas	-	-	-	-	-	-	-	-	-
Soya beans	-	-	-	-	-	-	-	-	-
Fenugreek	-	-	-	-	-	-	-	-	-
Gibto	-	-	-	-	-	-	-	-	-
Oilseeds	-	-	-	-	-	-	4751	*	*
Neug	-	-	-	-	-	-	*	*	*
Linseed	-	-	-	-	-	-	3887	58	22
Groundnuts	-	-	-	-	-	-	*	*	*
Safflower	-	-	-	-	-	-	-	-	-
Sesame	-	-	-	-	-	-	-	-	-
Rapeseed	-	-	-	-	-	-	-	-	-
Vegetables	*	*	*	-	-	-	43796	340	-
Lettuce	-	-	-	-	-	-	-	-	-
Head cabbage	-	-	-	-	-	-	-	-	-
Ethiopian cabbage	-	-	-	-	-	-	40971	308	-
Tomatoes	-	-	-	-	-	-	-	-	-
Green peppers	*	*	*	-	-	-	3900	12	-
Red peppers	-	-	-	-	-	-	2165	19	-
Swiss chard	-	-	-	-	-	-	-	-	-
Root crops	-	-	-	*	*	*	78171	4547	-
Beetroot	-	-	-	-	-	-	-	-	-
Carrot	-	-	-	-	-	-	-	-	-
Onion	-	-	-	-	-	-	-	-	-
Potatoes	-	-	-	-	-	-	*	*	-
Yam	-	-	-	-	-	-	2153	*	-
Garlic	-	-	-	-	-	-	3511	*	-
Taro 'Godere'	-	-	-	*	*	*	73169	3926	-
Sweet potatoes	-	-	-	-	-	-	13014	491	-
Other Temporary	*	*	*	*	*	*	26537	809	-
Permanent crops							54503	936	
Avocado							27040	208	
Bananas							36483	588	
Guava							-	-	
Lemons							*	*	
Mangoes							11684	71	
Oranges							5400	*	
Papayas							6866	37	
Pineapples							*	*	
Stimulant							55421	1651	
Chat							2378	*	
Coffee							53714	1589	
Hops / 'Gesho'							7542	50	
Enset							90214	9339	
Sugar cane							14104	86	
Other permanent							7082	40	

(Table 1.7.13 Contd.)

Dawro

Crop type	IMPROVED SEED			PESTICIDE		IRRIGATION		EXTENSION PACKAGE	
	Holder	Hectare	Quintal	Holder	Hectare	Holder	Hectare	Holder	Hectare
All	6429	*	861	*	*	-	-	33255	11200
Cereals	4305	*	697	*	*	-	-	27732	8086
Teff	*	*	*	*	*	-	-	19670	4999
Barley	-	-	-	*	*	-	-	*	*
Wheat	*	*	*	*	*	-	-	7798	1703
Maize	*	*	*	*	*	-	-	*	*
Sorghum	-	-	-	*	*	-	-	-	-
Finger millet	-	-	-	-	-	-	-	-	-
Oats / 'Aja'	-	-	-	*	*	-	-	-	-
Rice	-	-	-	-	-	-	-	-	-
Masho	-	-	-	-	-	-	-	-	-
Pulses	*	*	*	*	*	-	-	10154	2901
Horse / Faba beans	*	*	*	*	*	-	-	5844	1354
Field Peas	*	*	*	-	-	-	-	3493	782
Haricot beans white	*	*	-	-	-	-	-	*	*
Haricot beans red	*	*	-	*	*	-	-	*	*
Chick peas	-	-	-	-	-	-	-	-	-
Lentils	-	-	-	-	-	-	-	-	-
Vetch / Grass peas	-	-	-	-	-	-	-	-	-
Soya beans	-	-	-	-	-	-	-	-	-
Fenugreek	-	-	-	-	-	-	-	-	-
Gibto	-	-	-	-	-	-	-	-	-
Oilseeds	-	-	-	-	-	-	-	-	-
Neug	-	-	-	-	-	-	-	-	-
Linseed	-	-	-	-	-	-	-	-	-
Groundnuts	-	-	-	-	-	-	-	-	-
Safflower	-	-	-	-	-	-	-	-	-
Sesame	-	-	-	-	-	-	-	-	-
Rapeseed	-	-	-	-	-	-	-	-	-
Vegetables	*	*	-	*	*	-	-	*	*
Lettuce	-	-	-	-	-	-	-	-	-
Head cabbage	-	-	-	-	-	-	-	-	-
Ethiopian cabbage	*	*	-	*	*	-	-	-	-
Tomatoes	-	-	-	-	-	-	-	-	-
Green peppers	-	-	-	*	*	-	-	*	*
Red peppers	-	-	-	-	-	-	-	-	-
Swiss chard	-	-	-	-	-	-	-	-	-
Root crops	*	*	-	*	*	-	-	567	*
Beetroot	-	-	-	-	-	-	-	-	-
Carrot	-	-	-	-	-	-	-	-	-
Onion	-	-	-	-	-	-	-	-	-
Potatoes	-	-	-	-	-	-	-	-	-
Yam	-	-	-	-	-	-	-	-	-
Garlic	-	-	-	-	-	-	-	*	*
Taro 'Godere'	*	*	-	*	*	-	-	*	*
Sweet potatoes	-	-	-	*	*	-	-	-	-
Other Temporary	*	*	-	*	*	-	-	*	*
Permanent crops	-	-	-	-	-	-	-	*	*
Avocado	-	-	-	-	-	-	-	*	*
Bananas	-	-	-	-	-	-	-	*	*
Guava	-	-	-	-	-	-	-	-	-
Lemons	-	-	-	-	-	-	-	-	-
Mangoes	-	-	-	-	-	-	-	*	*
Oranges	-	-	-	-	-	-	-	-	-
Papayas	-	-	-	-	-	-	-	-	-
Pineapples	-	-	-	-	-	-	-	-	-
Stimulant	*	*	-	-	-	-	-	1478	*
Chat	-	-	-	-	-	-	-	*	*
Coffee	*	*	-	-	-	-	-	1305	*
Hops / 'Gesho'	-	-	-	-	-	-	-	*	*
Enset	-	-	-	-	-	-	-	-	-
Sugar cane	-	-	-	*	*	-	-	-	-
Other permanent	-	-	-	-	-	-	-	*	*

Table 1.7.14 Number of Holders, Inputs Applied Area and Quantity of Inputs used

Basketo Special Wereda

Crop type	All Crop Area	All Fertilizers		Natural		DAP		
		Hectare	Quintal	Holder	Hectare	Holder	Hectare	Quintal
All	6812	2616	1503	12898	1401	2433	397	292
Cereals	2992	1115	1097	3141	132	2218	319	207
Teff	1385	337	238	*	*	*	*	*
Barley	235	*	*	*	*	-	-	-
Wheat	*	-	-	-	-	-	-	-
Maize	963	702	819	2496	54	1796	140	115
Sorghum	389	46	*	1151	*	*	*	*
Finger millet	-	-	-	-	-	-	-	-
Oats / 'Aja'	-	-	-	-	-	-	-	-
Rice	*	-	-	-	-	-	-	-
Masho	-	-	-	-	-	-	-	-
Pulses	580	264	377	2515	48	1808	77	83
Horse / Faba beans	25	4	*	*	*	*	*	*
Field Peas	180	35	18	549	*	*	*	*
Haricot beans white	154	100	184	973	7	*	*	*
Haricot beans red	214	123	164	1337	17	1261	39	45
Chick peas	-	-	-	-	-	-	-	-
Lentils	-	-	-	-	-	-	-	-
Vetch / Grass peas	*	*	*	*	*	-	-	-
Soya beans	*	*	*	*	*	-	-	-
Fenugreek	*	-	-	-	-	-	-	-
Gibto	-	-	-	-	-	-	-	-
Oilseeds	*	1	*	*	*	-	-	-
Neug	-	-	-	-	-	-	-	-
Linseed	*	-	-	-	-	-	-	-
Groundnuts	-	-	-	-	-	-	-	-
Safflower	*	*	*	*	*	-	-	-
Sesame	-	-	-	-	-	-	-	-
Rapeseed	*	*	*	*	*	-	-	-
Vegetables	13	5	-	1183	5	-	-	-
Lettuce	-	-	-	-	-	-	-	-
Head cabbage	*	*	-	*	*	-	-	-
Ethiopian cabbage	5	3	-	971	3	-	-	-
Tomatoes	*	*	-	*	*	-	-	-
Green peppers	*	-	-	-	-	-	-	-
Red peppers	*	*	-	*	*	-	-	-
Swiss chard	-	-	-	-	-	-	-	-
Root crops	995	193	*	7615	191	195	*	*
Beetroot	2	*	-	*	*	-	-	-
Carrot	*	*	*	-	-	*	*	*
Onion	*	*	*	*	*	-	-	-
Potatoes	4	3	-	408	2	*	*	*
Yam	73	8	-	773	8	-	-	-
Garlic	*	*	-	*	*	-	-	-
Taro 'Godere'	330	105	*	6556	104	*	*	*
Sweet potatoes	566	76	-	2268	76	-	-	-
Other Temporary	384	79	*	5271	67	*	*	*
Permanent crops	296	102	-	7580	102	-	-	-
Avocado	97	35	-	4154	35	-	-	-
Bananas	137	48	-	4242	48	-	-	-
Guava	*	*	-	*	*	-	-	-
Lemons	*	*	-	*	*	-	-	-
Mangoes	51	15	-	2002	15	-	-	-
Oranges	*	*	-	*	*	-	-	-
Papayas	7	3	-	919	3	-	-	-
Pineapples	*	*	-	*	*	-	-	-
Stimulant	670	315	-	9915	314	-	-	-
Chat	2	*	-	228	*	-	-	-
Coffee	661	313	-	9868	312	-	-	-
Hops / 'Gesho'	7	*	-	*	*	-	-	-
Enset	793	511	-	10701	511	-	-	-
Sugar cane	71	26	-	2580	26	-	-	-
Other permanent	11	6	-	1332	6	-	-	-

(Table 1.7.14 cont'd.)

Basketo Special Wereda

Crop type	UREA			UREA + DAP			INDIGENOUS SEED		
	Holder	Hectare	Quintal	Holder	Hectare	Quintal	Holder	Hectare	Quintal
All	247	*	*	4398	791	1189	17860	5923	1226
Cereals	*	*	*	4270	650	878	13004	2300	1060
Teff	-	-	-	642	129	150	5887	1340	617
Barley	-	-	-	*	*	*	1354	234	214
Wheat	-	-	-	-	-	-	*	*	*
Maize	*	*	*	3768	492	692	7480	317	128
Sorghum	-	-	-	*	*	*	5653	389	87
Finger millet	-	-	-	-	-	-	-	-	-
Oats / 'Aja'	-	-	-	-	-	-	-	-	-
Rice	-	-	-	-	-	-	*	*	-
Masho	-	-	-	-	-	-	-	-	-
Pulses	204	*	*	2688	127	284	11664	564	164
Horse / Faba beans	-	-	-	*	*	*	895	25	11
Field Peas	-	-	-	180	9	16	3698	177	84
Haricot beans white	*	*	*	1146	*	142	4462	153	65
Haricot beans red	*	*	*	1405	*	116	6053	201	-
Chick peas	-	-	-	-	-	-	-	-	-
Lentils	-	-	-	-	-	-	-	-	-
Vetch / Grass peas	-	-	-	-	-	-	*	*	*
Soya beans	-	-	-	*	*	*	*	*	*
Fenugreek	-	-	-	-	-	-	*	*	*
Gibto	-	-	-	-	-	-	-	-	-
Oilseeds	-	-	-	*	*	*	648	*	2
Neug	-	-	-	-	-	-	-	-	-
Linseed	-	-	-	-	-	-	292	*	1
Groundnuts	-	-	-	-	-	-	-	-	-
Safflower	-	-	-	*	*	*	*	*	*
Sesame	-	-	-	-	-	-	-	-	-
Rapeseed	-	-	-	-	-	-	*	*	*
Vegetables	-	-	-	-	-	-	2131	13	-
Lettuce	-	-	-	-	-	-	-	-	-
Head cabbage	-	-	-	-	-	-	*	*	-
Ethiopian cabbage	-	-	-	-	-	-	1539	5	-
Tomatoes	-	-	-	-	-	-	*	*	-
Green peppers	-	-	-	-	-	-	*	*	-
Red peppers	-	-	-	-	-	-	*	*	-
Swiss chard	-	-	-	-	-	-	-	-	-
Root crops	-	-	-	*	*	*	16026	995	-
Beetroot	-	-	-	-	-	-	331	2	-
Carrot	-	-	-	-	-	-	*	*	-
Onion	-	-	-	-	-	-	531	*	-
Potatoes	-	-	-	-	-	-	648	4	-
Yam	-	-	-	-	-	-	4332	73	-
Garlic	-	-	-	-	-	-	*	*	-
Taro 'Godere'	-	-	-	*	*	*	13728	330	-
Sweet potatoes	-	-	-	-	-	-	10613	566	-
Other Temporary	-	-	-	*	*	*	12924	383	-
Permanent crops	-	-	-	-	-	-	13245	266	-
Avocado	-	-	-	-	-	-	8184	89	-
Bananas	-	-	-	-	-	-	9233	124	-
Guava	-	-	-	-	-	-	*	*	-
Lemons	-	-	-	-	-	-	451	1	-
Mangoes	-	-	-	-	-	-	5627	45	-
Oranges	-	-	-	-	-	-	210	*	-
Papayas	-	-	-	-	-	-	1903	6	-
Pineapples	-	-	-	-	-	-	*	*	-
Stimulant	-	-	-	-	-	-	13541	592	-
Chat	-	-	-	-	-	-	306	*	-
Coffee	-	-	-	-	-	-	13495	586	-
Hops / 'Gesho'	-	-	-	-	-	-	524	6	-
Enset	-	-	-	-	-	-	13409	727	-
Sugar cane	-	-	-	-	-	-	5781	67	-
Other permanent	-	-	-	-	-	-	*	10	-

(Table 1.7.14 Cont'd.)

Basketo Special Wereda

Crop type	IMPROVED SEED			PESTICIDE		IRRIGATION		EXTENSION PACKAGE	
	Holder	Hectare	Quintal	Holder	Hectare	Holder	Hectare	Holder	Hectare
All	5234	696	276	*	*	*	*	6540	1117
Cereals	5234	683	276	-	-	-	-	6190	927
Teff	273	*	*	-	-	-	-	1200	301
Barley	-	-	-	-	-	-	-	*	*
Wheat	-	-	-	-	-	-	-	-	-
Maize	5044	638	229	-	-	-	-	5127	582
Sorghum	-	-	-	-	-	-	-	*	*
Finger millet	-	-	-	-	-	-	-	-	-
Oats / 'Aja'	-	-	-	-	-	-	-	-	-
Rice	-	-	-	-	-	-	-	-	-
Masho	-	-	-	-	-	-	-	-	-
Pulses	*	*	-	-	-	-	-	4093	175
Horse / Faba beans	-	-	-	-	-	-	-	*	*
Field Peas	-	-	-	-	-	-	-	*	*
Haricot beans white	-	-	-	-	-	-	-	1138	54
Haricot beans red	*	*	-	-	-	-	-	2824	111
Chick peas	-	-	-	-	-	-	-	-	-
Lentils	-	-	-	-	-	-	-	-	-
Vetch / Grass peas	-	-	-	-	-	-	-	-	-
Soya beans	-	-	-	-	-	-	-	-	-
Fenugreek	-	-	-	-	-	-	-	-	-
Gibto	-	-	-	-	-	-	-	-	-
Oilseeds	-	-	-	-	-	-	-	*	*
Newg	-	-	-	-	-	-	-	-	-
Linseed	-	-	-	-	-	-	-	-	-
Groundnuts	-	-	-	-	-	-	-	-	-
Safflower	-	-	-	-	-	-	-	*	*
Sesame	-	-	-	-	-	-	-	-	-
Rapeseed	-	-	-	-	-	-	-	-	-
Vegetables	-	-	-	-	-	-	-	-	-
Lettuce	-	-	-	-	-	-	-	-	-
Head cabbage	-	-	-	-	-	-	-	-	-
Ethiopian cabbage	-	-	-	-	-	-	-	-	-
Tomatoes	-	-	-	-	-	-	-	-	-
Green peppers	-	-	-	-	-	-	-	-	-
Red peppers	-	-	-	-	-	-	-	-	-
Swiss chard	-	-	-	-	-	-	-	-	-
Root crops	*	*	-	-	-	*	*	555	6
Beetroot	*	*	-	-	-	-	-	*	*
Carrot	*	*	-	-	-	-	-	*	*
Onion	-	-	-	-	-	*	*	-	-
Potatoes	-	-	-	-	-	-	-	*	*
Yam	-	-	-	-	-	-	-	-	-
Garlic	-	-	-	-	-	-	-	-	-
Taro 'Godere'	-	-	-	-	-	-	-	*	*
Sweet potatoes	-	-	-	-	-	-	-	*	*
Other Temporary	-	-	-	-	-	-	-	*	*
Permanent crops				*	*	-	-	*	*
Avocado	-	-	-	-	-	-	-	-	-
Bananas	-	-	-	-	-	-	-	*	*
Guava	-	-	-	-	-	-	-	-	-
Lemons	-	-	-	-	-	-	-	-	-
Mangoes	-	-	-	*	*	-	-	-	-
Oranges	-	-	-	-	-	-	-	-	-
Papayas	-	-	-	-	-	-	-	-	-
Pineapples	-	-	-	-	-	-	-	-	-
Stimulant	-	-	-	-	-	-	-	171	*
Chat	-	-	-	-	-	-	-	-	-
Coffee	-	-	-	-	-	-	-	171	*
Hops / 'Gesho'	-	-	-	-	-	-	-	-	-
Enset	-	-	-	-	-	-	-	-	-
Sugar cane	-	-	-	-	-	-	-	-	-
Other permanent	-	-	-	-	-	-	-	-	-

Table 1.7.15 Number of Holders, Inputs Applied Area and Quantity of Inputs used

Konta Special Wereda

Crop type	All Crop Area	All Fertilizers		Natural		DAP		
		Hectare	Quintal	Holder	Hectare	Holder	Hectare	Quintal
All	17757	8471	4918	29480	3010	6872	2221	1414
Cereals	7794	4336	3802	3318	364	3967	999	561
Teff	4500	3081	2481	1304	164	2642	607	311
Barley	*	*	79	*	*	508	*	*
Wheat	*	*	*	*	*	888	152	127
Maize	852	374	*	919	*	*	*	*
Sorghum	1062	*	*	*	*	-	-	-
Finger millet	*	*	-	*	*	-	-	-
Oats / 'Aja'	*	-	-	-	-	-	-	-
Rice	*	*	-	*	*	-	-	-
Masho	-	-	-	-	-	-	-	-
Pulses	4204	1515	1060	2307	77	4110	1192	816
Horse / Faba beans	2511	1191	869	*	*	3725	1028	736
Field Peas	1352	267	167	*	*	*	*	*
Haricot beans white	85	*	*	*	*	*	*	*
Haricot beans red	252	*	*	*	*	*	*	*
Chick peas	-	-	-	-	-	-	-	-
Lentils	*	-	-	-	-	-	-	-
Vetch / Grass peas	-	-	-	-	-	-	-	-
Soya beans	*	*	-	*	*	-	-	-
Fenugreek	-	-	-	-	-	-	-	-
Gibto	*	*	*	-	-	-	-	-
Oilseeds	*	*	-	*	*	-	-	-
Neug	-	-	-	-	-	-	-	-
Linseed	*	-	-	-	-	-	-	-
Groundnuts	*	*	-	*	*	-	-	-
Safflower	-	-	-	-	-	-	-	-
Sesame	-	-	-	-	-	-	-	-
Rapeseed	-	-	-	-	-	-	-	-
Vegetables	75	54	-	9036	54	-	-	-
Lettuce	-	-	-	-	-	-	-	-
Head cabbage	-	-	-	-	-	-	-	-
Ethiopian cabbage	56	44	-	7997	44	-	-	-
Tomatoes	-	-	-	-	-	-	-	-
Green peppers	8	*	-	1435	*	-	-	-
Red peppers	10	*	-	1333	*	-	-	-
Swiss chard	*	-	-	-	-	-	-	-
Root crops	2222	529	*	15349	508	-	-	-
Beetroot	*	*	-	*	*	-	-	-
Carrot	-	-	-	-	-	-	-	-
Onion	*	*	-	*	*	-	-	-
Potatoes	*	*	-	*	*	-	-	-
Yam	*	*	-	*	*	-	-	-
Garlic	*	*	*	*	*	-	-	-
Taro 'Godere'	2091	483	-	14106	483	-	-	-
Sweet potatoes	76	*	*	*	*	-	-	-
Other Temporary	200	*	-	6965	*	-	-	-
Permanent crops	689	155	-	12413	151	-	-	-
Avocado	141	43	-	5409	43	-	-	-
Bananas	432	79	-	7139	75	-	-	-
Guava	3	*	-	*	*	-	-	-
Lemons	*	*	-	*	*	-	-	-
Mangoes	29	6	-	1196	6	-	-	-
Oranges	22	*	-	*	*	-	-	-
Papayas	56	*	-	3227	*	-	-	-
Pineapples	*	-	-	-	-	-	-	-
Stimulant	654	158	-	9800	150	-	-	-
Chat	*	5	-	674	5	-	-	-
Coffee	566	148	-	9158	141	-	-	-
Hops / 'Gesho'	21	6	-	800	*	-	-	-
Enset	1860	1570	-	27371	1552	-	-	-
Sugar cane	39	17	-	2857	17	-	-	-
Other permanent	*	*	-	996	*	-	-	-

(Table 1.7.15 cont'd.)

Konta Special Wereda

Crop type	UREA			UREA + DAP			INDIGENOUS SEED		
	Holder	Hectare	Quintal	Holder	Hectare	Quintal	Holder	Hectare	Quintal
All	*	*	*	9796	3211	3489	38809	16628	6315
Cereals	*	*	*	9609	2958	3234	25656	6874	3304
Teff	*	*	*	7560	*	2162	19139	4091	1640
Barley	-	-	-	*	*	*	3951	*	*
Wheat	-	-	-	*	*	*	2729	342	303
Maize	-	-	-	*	*	*	4462	715	299
Sorghum	-	-	-	*	*	*	7266	1053	414
Finger millet	-	-	-	-	-	-	*	*	*
Oats / 'Aja'	-	-	-	-	-	-	*	*	*
Rice	-	-	-	-	-	-	*	*	*
Masho	-	-	-	-	-	-	-	-	-
Pulses	*	*	*	*	*	*	19457	4202	3007
Horse / Faba beans	*	*	*	*	*	*	13246	2511	2045
Field Peas	-	-	-	*	*	*	9064	1352	906
Haricot beans white	-	-	-	*	*	*	1941	85	*
Haricot beans red	-	-	-	-	-	-	5406	252	-
Chick peas	-	-	-	-	-	-	-	-	-
Lentils	-	-	-	-	-	-	*	*	*
Vetch / Grass peas	-	-	-	-	-	-	-	-	-
Soya beans	-	-	-	-	-	-	*	*	*
Fenugreek	-	-	-	-	-	-	-	-	-
Gibto	-	-	-	*	*	*	-	-	-
Oilseeds	-	-	-	-	-	-	*	*	*
Neug	-	-	-	-	-	-	-	-	-
Linseed	-	-	-	-	-	-	*	*	*
Groundnuts	-	-	-	-	-	-	*	*	*
Safflower	-	-	-	-	-	-	-	-	-
Sesame	-	-	-	-	-	-	-	-	-
Rapeseed	-	-	-	-	-	-	-	-	-
Vegetables	-	-	-	-	-	-	13137	75	-
Lettuce	-	-	-	-	-	-	-	-	-
Head cabbage	-	-	-	-	-	-	-	-	-
Ethiopian cabbage	-	-	-	-	-	-	10785	56	-
Tomatoes	-	-	-	-	-	-	-	-	-
Green peppers	-	-	-	-	-	-	2775	8	-
Red peppers	-	-	-	-	-	-	2640	10	-
Swiss chard	-	-	-	-	-	-	*	*	-
Root crops	-	-	-	*	*	*	31084	2199	-
Beetroot	-	-	-	-	-	-	*	*	-
Carrot	-	-	-	-	-	-	-	-	-
Onion	-	-	-	-	-	-	358	*	-
Potatoes	-	-	-	-	-	-	967	*	-
Yam	-	-	-	-	-	-	1075	*	-
Garlic	-	-	-	*	*	*	1875	*	-
Taro 'Godere'	-	-	-	-	-	-	29678	2091	-
Sweet potatoes	-	-	-	*	*	*	2977	55	-
Other Temporary	-	-	-	-	-	-	13896	200	-
Permanent crops	-	-	-	-	-	-	26074	664	-
Avocado	-	-	-	-	-	-	13548	133	-
Bananas	-	-	-	-	-	-	20903	417	-
Guava	-	-	-	-	-	-	1232	3	-
Lemons	-	-	-	-	-	-	1857	*	-
Mangoes	-	-	-	-	-	-	5364	29	-
Oranges	-	-	-	-	-	-	4679	22	-
Papayas	-	-	-	-	-	-	8355	54	-
Pineapples	-	-	-	-	-	-	*	*	-
Stimulant	-	-	-	-	-	-	21872	612	-
Chat	-	-	-	-	-	-	4162	*	-
Coffee	-	-	-	-	-	-	20941	525	-
Hops / 'Gesho'	-	-	-	-	-	-	3639	21	-
Enset	-	-	-	-	-	-	34060	1744	-
Sugar cane	-	-	-	-	-	-	5343	38	-
Other permanent	-	-	-	-	-	-	4871	*	-

(Table 1.7.15 Contd.)

Crop type	IMPROVED SEED			PESTICIDE		IRRIGATION		EXTENSION PACKAGE	
	Holder	Hectare	Quintal	Holder	Hectare	Holder	Hectare	Holder	Hectare
All	5818	973	*	7711	*	*	*	18111	5987
Cereals	5067	920	*	7237	*	-	-	13915	4057
Teff	2449	*	*	6311	*	-	-	10403	2877
Barley	-	-	-	*	*	-	-	1036	*
Wheat	*	*	*	1431	*	-	-	3148	*
Maize	*	*	*	*	*	-	-	1499	322
Sorghum	*	*	*	*	*	-	-	*	*
Finger millet	-	-	-	*	*	-	-	*	*
Oats / 'Aja'	-	-	-	-	-	-	-	-	-
Rice	-	-	-	-	-	-	-	-	-
Masho	-	-	-	-	-	-	-	-	-
Pulses	*	*	*	*	*	-	-	7460	1597
Horse / Faba beans	-	-	-	*	*	-	-	5915	1328
Field Peas	-	-	-	-	-	-	-	*	235
Haricot beans white	-	-	-	-	-	-	-	475	*
Haricot beans red	-	-	-	*	*	-	-	*	*
Chick peas	-	-	-	-	-	-	-	-	-
Lentils	-	-	-	-	-	-	-	-	-
Vetch / Grass peas	-	-	-	-	-	-	-	-	-
Soya beans	-	-	-	-	-	-	-	-	-
Fenugreek	-	-	-	-	-	-	-	-	-
Gibbo	*	*	*	*	*	-	-	*	*
Oilseeds	-	-	-	-	-	-	-	-	-
Neug	-	-	-	-	-	-	-	-	-
Linseed	-	-	-	-	-	-	-	-	-
Groundnuts	-	-	-	-	-	-	-	-	-
Safflower	-	-	-	-	-	-	-	-	-
Sesame	-	-	-	-	-	-	-	-	-
Rapeseed	-	-	-	-	-	-	-	-	-
Vegetables	-	-	-	-	-	-	-	*	*
Lettuce	-	-	-	-	-	-	-	-	-
Head cabbage	-	-	-	-	-	-	-	-	-
Ethiopian cabbage	-	-	-	-	-	-	-	*	*
Tomatoes	-	-	-	-	-	-	-	-	-
Green peppers	-	-	-	-	-	-	-	*	*
Red peppers	-	-	-	-	-	-	-	-	-
Swiss chard	-	-	-	-	-	-	-	-	-
Root crops	*	*	-	*	*	-	-	*	*
Beetroot	-	-	-	-	-	-	-	-	-
Carrot	-	-	-	-	-	-	-	-	-
Onion	-	-	-	-	-	-	-	-	-
Potatoes	*	*	-	*	*	-	-	*	*
Yam	-	-	-	-	-	-	-	-	-
Garlic	-	-	-	-	-	-	-	-	-
Taro 'Godere'	-	-	-	*	*	-	-	*	*
Sweet potatoes	*	*	-	-	-	-	-	*	*
Other Temporary	-	-	-	*	*	*	*	*	*
Permanent crops	-	-	-	-	-	-	-	-	-
Avocado	-	-	-	-	-	*	*	*	*
Bananas	-	-	-	-	-	*	*	*	*
Guava	-	-	-	-	-	-	-	-	-
Lemons	-	-	-	-	-	-	-	-	-
Mangoes	-	-	-	-	-	-	-	-	-
Oranges	-	-	-	-	-	-	-	*	*
Papayas	-	-	-	*	*	-	-	-	-
Pineapples	-	-	-	-	-	-	-	-	-
Stimulant	*	*	-	*	*	*	*	*	28
Chat	-	-	-	-	-	-	-	-	-
Coffee	*	*	-	*	*	*	*	*	27
Hops / 'Gesho'	-	-	-	-	-	-	-	*	*
Enset	-	-	-	-	-	-	-	-	-
Sugar cane	-	-	-	-	-	-	-	*	*
Other permanent	-	-	-	-	-	-	-	*	*

Table 1.7.16 Number of Holders, Inputs Applied Area and Quantity of Inputs used

Silitie

Crop type	All Crop Area	All Fertilizers		Natural		DAP		
		Hectare	Quintal	Holder	Hectare	Holder	Hectare	Quintal
All	120066	109249	136945	150980	13562	73546	12159	11998
Cereals	94798	86287	117628	39976	1369	55571	9812	9734
Teff	13324	11906	17234	*	*	2545	*	166
Barley	7730	6907	8815	15418	502	29496	1996	2127
Wheat	20095	19014	30982	*	*	10715	2136	2383
Maize	44679	41698	50414	20089	540	26432	4570	4184
Sorghum	8564	6367	9733	6141	*	12660	671	715
Finger millet	*	*	*	*	*	*	*	*
Oats / 'Aja'	*	*	*	-	-	-	-	-
Rice	*	*	-	*	*	-	-	-
Masho	-	-	-	-	-	-	-	-
Pulses	7952	6802	6812	37526	1605	40867	2127	1963
Horse / Faba beans	3922	3586	2819	25762	855	34104	1262	1087
Field Peas	2522	2254	3441	5542	116	17392	792	825
Haricot beans white	129	118	*	2232	*	*	*	*
Haricot beans red	*	*	*	1283	*	*	*	*
Chick peas	*	*	*	*	*	*	*	*
Lentils	*	*	*	-	-	*	*	*
Vetch / Grass peas	*	*	-	*	*	-	-	-
Soya beans	*	*	-	*	*	-	-	-
Fenugreek	*	*	*	*	*	*	*	*
Gibto	-	-	-	-	-	-	-	-
Oilseeds	173	71	*	4058	*	*	*	*
Neug	*	*	-	*	*	-	-	-
Linseed	*	*	*	-	-	*	*	*
Groundnuts	*	*	-	*	*	-	-	-
Safflower	-	-	-	-	-	-	-	-
Sesame	-	-	-	-	-	-	-	-
Rapeseed	39	37	*	2538	*	*	*	*
Vegetables	7495	7135	11268	128300	2278	*	*	*
Lettuce	*	*	-	*	*	-	-	-
Head cabbage	30	*	*	3038	*	-	-	-
Ethiopian cabbage	2645	2543	*	127149	2195	*	*	*
Tomatoes	*	*	-	*	*	-	-	-
Green peppers	*	*	*	1674	*	*	*	*
Red peppers	4790	4539	10522	3806	*	*	*	*
Swiss chard	*	*	-	*	*	-	-	-
Root crops	215	205	*	14813	72	*	*	*
Beetroot	*	*	*	*	*	-	-	-
Carrot	*	8	*	4075	8	-	-	-
Onion	*	*	*	*	*	-	-	-
Potatoes	51	50	*	4041	39	*	*	*
Yam	-	-	-	-	-	-	-	-
Garlic	*	*	*	3707	*	-	-	-
Taro 'Godere'	-	-	-	-	-	-	-	-
Sweet potatoes	*	*	-	*	*	-	-	-
Other Temporary	331	300	485	19280	131	1933	25	35
Permanent crops	305	206		32907	202			
Avocado	61	39		8356	36			
Bananas	79	53		15724	53			
Guava	17	9		2889	9			
Lemons	7	*		2526	*			
Mangoes	39	20		4405	20			
Oranges	32	24		7459	24			
Papayas	70	55		14826	54			
Pineapples	*	*		*	*			
Stimulant	2676	2248		66814	1898			
Chat	2278	1909		59835	1586			
Coffee	391	333		34280	306			
Hops / 'Gesho'	*	*		*	*			
Enset	5871	5847		80651	5819			
Sugar cane	33	*		6862	*			
Other permanent	216	118		25520	115			

(Table 1.7.16 cont'd.)

Crop type	UREA			UREA + DAP			INDIGENOUS SEED		
	Holder	Hectare	Quintal	Holder	Hectare	Quintal	Holder	Hectare	Quintal
All	15287	2148	1213	151756	81380	123734	191346	72443	66544
Cereals	9667	1843	981	148991	73262	106914	170575	47969	58624
Teff	*	*	*	45944	11430	17012	45848	10531	3779
Barley	1215	*	*	40591	4333	6644	78995	7587	15480
Wheat	*	*	*	76091	16827	28593	83285	17411	35089
Maize	*	*	*	118205	36063	45784	40096	3631	1823
Sorghum	6825	1011	426	44950	4416	8592	76464	8417	2301
Finger millet	-	-	-	*	*	*	*	*	*
Oats / 'Aja'	-	-	-	*	*	*	-	-	-
Rice	-	-	-	-	-	-	*	*	-
Masho	-	-	-	-	-	-	-	-	-
Pulses	1807	*	*	43795	3014	4817	113163	7738	7889
Horse / Faba beans	*	*	*	28755	1467	1730	87586	3791	4055
Field Peas	*	*	*	20343	1344	2614	45329	2441	3106
Haricot beans white	*	*	*	2545	*	*	7565	129	107
Haricot beans red	-	-	-	*	*	*	2870	*	-
Chick peas	-	-	-	*	*	*	10504	*	*
Lentils	-	-	-	*	*	*	*	*	*
Vetch / Grass peas	-	-	-	-	-	-	1823	*	*
Soya beans	*	*	*	*	*	*	*	*	*
Fenugreek	*	*	*	*	*	*	3761	*	*
Gibto	-	-	-	-	-	-	-	-	-
Oilseeds	*	*	*	*	*	*	8347	173	31
Neug	*	*	*	*	*	*	*	*	-
Linseed	*	*	*	*	*	*	3628	*	23
Groundnuts	-	-	-	-	-	-	*	*	-
Safflower	-	-	-	-	-	-	-	-	-
Sesame	-	-	-	-	-	-	-	-	-
Rapeseed	-	-	-	-	-	-	3199	39	*
Vegetables	3744	*	*	33277	4552	10932	148090	7488	-
Lettuce	-	-	-	-	-	-	*	*	-
Head cabbage	*	*	*	-	-	-	3646	30	-
Ethiopian cabbage	2468	*	*	6673	*	*	138756	2639	-
Tomatoes	-	-	-	-	-	-	1246	*	-
Green peppers	-	-	-	*	*	*	3630	*	-
Red peppers	*	*	*	28973	4274	10272	38016	4790	-
Swiss chard	-	-	-	-	-	-	*	*	-
Root crops	-	-	-	*	*	*	19640	212	-
Beetroot	-	-	-	*	*	*	2449	*	-
Carrot	-	-	-	*	*	*	6054	*	-
Onion	-	-	-	*	*	*	4261	*	-
Potatoes	-	-	-	*	*	*	5238	48	-
Yam	-	-	-	-	-	-	-	-	-
Garlic	-	-	-	*	*	*	4915	*	-
Taro 'Godere'	-	-	-	-	-	-	-	-	-
Sweet potatoes	-	-	-	-	-	-	*	*	-
Other Temporary	*	*	*	8956	143	448	32734	331	-
Permanent crops							41678	283	
Avocado							13696	58	
Bananas							19000	74	
Guava							5101	13	
Lemons							3993	7	
Mangoes							5024	*	
Oranges							11161	32	
Papayas							18021	66	
Pineapples							*	*	
Stimulant							79826	2586	
Chat							72004	2211	
Coffee							40678	368	
Hops / 'Gesho'							*	*	
Enset							78100	5416	
Sugar cane							8392	33	
Other permanent							38389	212	

(Table 1.7.16 Cont'd.)

Silitie

Crop type	IMPROVED SEED			PESTICIDE		IRRIGATION		EXTENSION PACKAGE	
	Holder	Hectare	Quintal	Holder	Hectare	Holder	Hectare	Holder	Hectare
All	140522	46859	16229	110053	32884	*	*	138854	56809
Cereals	139271	46712	16190	106148	32239	*	*	136153	53594
Teff	11078	2793	847	46010	11174	-	-	18020	4563
Barley	*	*	*	33871	2704	-	-	9888	*
Wheat	11959	2684	4499	69416	14939	*	*	29770	6271
Maize	137313	41048	10781	11112	*	*	*	126180	37974
Sorghum	1963	147	*	2184	*	-	-	41581	3849
Finger millet	*	*	*	*	*	-	-	*	*
Oats / 'Aja'	*	*	*	-	-	-	-	*	*
Rice	-	-	-	-	-	-	-	-	-
Masho	-	-	-	-	-	-	-	-	-
Pulses	2220	*	*	3966	*	-	-	28846	1953
Horse / Faba beans	*	*	*	*	*	-	-	16641	700
Field Peas	*	*	*	1240	*	-	-	8360	515
Haricot beans white	-	-	-	-	-	-	-	*	*
Haricot beans red	-	-	-	-	-	-	-	*	*
Chick peas	-	-	-	-	-	-	-	*	*
Lentils	*	*	*	-	-	-	-	-	-
Vetch / Grass peas	-	-	-	-	-	-	-	*	*
Soya beans	-	-	-	-	-	-	-	*	*
Fenugreek	-	-	-	-	-	-	-	*	*
Gibto	-	-	-	-	-	-	-	-	-
Oilseeds	-	-	-	-	-	-	-	*	*
Neug	-	-	-	-	-	-	-	-	-
Linseed	-	-	-	-	-	-	-	*	*
Groundnuts	-	-	-	-	-	-	-	-	-
Safflower	-	-	-	-	-	-	-	-	-
Sesame	-	-	-	-	-	-	-	-	-
Rapeseed	-	-	-	-	-	-	-	*	*
Vegetables	-	-	-	4732	*	*	*	15063	606
Lettuce	-	-	-	-	-	-	-	-	-
Head cabbage	-	-	-	-	-	-	-	*	*
Ethiopian cabbage	-	-	-	2392	*	*	*	13118	271
Tomatoes	-	-	-	-	-	-	-	*	*
Green peppers	-	-	-	-	-	-	-	2327	*
Red peppers	-	-	-	*	*	*	*	*	*
Swiss chard	-	-	-	-	-	-	-	-	-
Root crops	-	-	-	-	-	-	-	*	*
Beetroot	-	-	-	-	-	-	-	*	*
Carrot	-	-	-	-	-	-	-	*	*
Onion	-	-	-	-	-	-	-	-	-
Potatoes	-	-	-	-	-	-	-	*	*
Yam	-	-	-	-	-	-	-	*	*
Garlic	-	-	-	-	-	-	-	*	*
Taro 'Godere'	-	-	-	-	-	-	-	-	-
Sweet potatoes	-	-	-	-	-	-	-	-	-
Other Temporary	-	-	-	*	*	*	*	10298	146
Permanent crops	-	-	-	*	*	*	*	4848	14
Avocado	-	-	-	*	*	*	*	1875	*
Bananas	-	-	-	*	*	-	-	*	*
Guava	-	-	-	-	-	-	-	*	*
Lemons	-	-	-	-	-	-	-	*	*
Mangoes	-	-	-	-	-	-	-	*	*
Oranges	-	-	-	-	-	-	-	*	*
Papayas	-	-	-	*	*	*	*	1974	4
Pineapples	-	-	-	-	-	-	-	-	-
Stimulant	*	*	-	5748	*	*	*	11186	380
Chat	-	-	-	5462	*	*	*	9227	349
Coffee	*	*	-	*	*	*	*	3943	31
Hops / 'Gesho'	-	-	-	-	-	-	-	-	-
Enset	-	-	-	1842	*	*	*	-	-
Sugar cane	-	-	-	-	-	-	-	*	*
Other permanent	-	-	-	-	-	*	*	2251	*

Table 1.7.17 Number of Holders, Inputs Applied Area and Quantity of Inputs used

Alaba Special Wereda

Crop type	All Crop Area	All Fertilizers		Natural		DAP		
		Hectare	Quintal	Holder	Hectare	Holder	Hectare	Quintal
All	48449	40139	39081	45215	7549	35690	17257	15327
Cereals	39943	32489	29598	31435	4841	34323	15866	13829
Teff	9764	9027	7557	1168	*	15264	4399	3297
Barley	297	208	246	*	*	1438	112	92
Wheat	3779	2451	3273	*	*	5045	1249	1368
Maize	19507	16598	14218	28871	4049	26094	7646	6763
Sorghum	4453	2781	3461	14348	587	17880	1475	1733
Finger millet	2130	1409	829	2066	77	10944	985	575
Oats / 'Aja'	-	-	-	-	-	-	-	-
Rice	*	*	*	*	*	-	-	-
Masho	*	*	*	*	*	-	-	-
Pulses	834	655	578	8922	231	5426	271	320
Horse / Faba beans	*	*	*	*	*	*	*	*
Field Peas	*	*	*	*	*	*	*	*
Haricot beans white	*	13	*	*	*	*	*	*
Haricot beans red	585	458	370	7846	210	3390	139	182
Chick peas	*	*	*	*	*	-	-	-
Lentils	*	*	*	*	*	-	-	-
Vetch / Grass peas	-	-	-	-	-	-	-	-
Soya beans	-	-	-	-	-	-	-	-
Fenugreek	*	*	*	544	*	*	*	*
Gibto	-	-	-	-	-	-	-	-
Oilseeds	22	12	*	1446	8	*	*	*
Neug	-	-	-	-	-	-	-	-
Linseed	13	*	*	*	*	*	*	*
Groundnuts	*	*	*	*	*	-	-	-
Safflower	*	*	*	*	*	-	-	-
Sesame	-	-	-	-	-	-	-	-
Rapeseed	*	*	*	850	*	*	*	*
Vegetables	5439	4953	7876	36444	929	9245	918	925
Lettuce	-	-	-	-	-	-	-	-
Head cabbage	14	14	*	1246	11	*	*	*
Ethiopian cabbage	995	873	*	35930	804	2230	*	*
Tomatoes	*	*	*	*	*	*	*	*
Green peppers	*	*	*	*	*	-	-	-
Red peppers	4407	4043	7723	3340	111	7304	869	883
Swiss chard	*	*	*	*	*	*	*	*
Root crops	*	*	*	3019	31	931	*	*
Beetroot	*	*	*	*	*	-	-	-
Carrot	*	*	*	*	*	*	*	*
Onion	-	-	-	-	-	-	-	-
Potatoes	*	*	*	2221	*	*	*	*
Yam	-	-	-	-	-	-	-	-
Garlic	*	*	*	*	*	*	*	*
Taro 'Godere'	-	-	-	-	-	-	-	-
Sweet potatoes	*	*	*	*	*	-	-	-
Other Temporary	461	437	227	16472	308	2707	102	140
Permanent crops	47	39	*	9820	39	*	*	*
Avocado	9	*	*	1243	*	*	*	*
Bananas	21	20	*	6830	20	*	*	*
Guava	2	1	*	579	1	*	*	*
Lemons	*	*	*	*	*	*	*	*
Mangoes	*	*	*	*	*	*	*	*
Oranges	*	*	*	567	*	*	*	*
Papayas	8	7	*	2987	7	*	*	*
Pineapples	-	-	-	-	-	-	-	-
Stimulant	1392	1257	*	23944	1114	*	*	*
Chat	1248	1142	*	20945	1002	*	*	*
Coffee	143	115	*	10288	112	*	*	*
Hops / 'Gesho'	*	*	*	*	*	*	*	*
Enset	37	33	*	6853	33	*	*	*
Sugar cane	12	11	*	1913	11	*	*	*
Other permanent	5	4	*	1830	4	*	*	*

(Table 1.7.17 cont'd.)

Alaba Special Wereda

Crop type	UREA			UREA + DAP			INDIGENOUS SEED		
	Holder	Hectare	Quintal	Holder	Hectare	Quintal	Holder	Hectare	Quintal
All	1760	215	125	28072	15118	23629	55075	37141	17274
Cereals	946	170	90	24282	11612	15680	52704	28695	17013
Teff	*	*	*	14232	4486	4231	30345	9101	2832
Barley	-	-	-	1152	93	*	3632	297	438
Wheat	*	*	*	4754	1101	1866	12639	3512	7569
Maize	*	*	*	15626	4877	7442	39416	9257	4105
Sorghum	-	-	-	8311	720	1727	42280	4443	1389
Finger millet	*	*	*	3223	325	245	23868	2072	679
Oats / 'Aja'	-	-	-	-	-	-	-	-	-
Rice	-	-	-	-	-	-	-	-	-
Masho	-	-	-	*	*	*	*	*	*
Pulses	*	*	*	1649	141	250	19088	834	*
Horse / Faba beans	-	-	-	*	*	*	*	*	*
Field Peas	-	-	-	*	*	*	*	*	*
Haricot beans white	-	-	-	*	*	*	1266	*	*
Haricot beans red	*	*	*	1081	96	*	14231	585	-
Chick peas	-	-	-	-	-	-	*	*	*
Lentils	-	-	-	-	-	-	641	*	*
Vetch / Grass peas	-	-	-	-	-	-	-	-	-
Soya beans	-	-	-	-	-	-	-	-	-
Fenugreek	-	-	-	-	-	-	1931	*	*
Gibto	-	-	-	-	-	-	-	-	-
Oilseeds	-	-	-	-	-	-	2793	22	10
Neug	-	-	-	-	-	-	-	-	-
Linseed	-	-	-	-	-	-	1217	13	5
Groundnuts	-	-	-	-	-	-	*	*	*
Safflower	-	-	-	-	-	-	*	*	*
Sesame	-	-	-	-	-	-	-	-	-
Rapeseed	-	-	-	-	-	-	979	*	*
Vegetables	712	33	*	16528	3073	6924	46709	5413	-
Lettuce	-	-	-	-	-	-	-	-	-
Head cabbage	-	-	-	*	*	*	1776	14	-
Ethiopian cabbage	*	*	*	*	*	*	40800	988	-
Tomatoes	-	-	-	-	-	-	*	*	-
Green peppers	-	-	-	-	-	-	*	*	-
Red peppers	585	*	*	15885	3034	6815	27474	4389	-
Swiss chard	-	-	-	-	-	-	*	*	-
Root crops	-	-	-	*	*	*	4639	*	-
Beetroot	-	-	-	-	-	-	*	*	-
Carrot	-	-	-	*	*	*	*	*	-
Onion	-	-	-	-	-	-	-	-	-
Potatoes	-	-	-	*	*	*	3702	*	-
Yam	-	-	-	-	-	-	-	-	-
Garlic	-	-	-	-	-	-	*	*	-
Taro 'Godere'	-	-	-	-	-	-	-	-	-
Sweet potatoes	-	-	-	-	-	-	*	*	-
Other Temporary	-	-	-	1012	*	*	19620	459	-
Permanent crops	-	-	-	-	-	-	12352	45	-
Avocado	-	-	-	-	-	-	2593	9	-
Bananas	-	-	-	-	-	-	7439	20	-
Guava	-	-	-	-	-	-	1235	2	-
Lemons	-	-	-	-	-	-	*	*	-
Mangoes	-	-	-	-	-	-	526	*	-
Oranges	-	-	-	-	-	-	567	*	-
Papayas	-	-	-	-	-	-	3584	7	-
Pineapples	-	-	-	-	-	-	-	-	-
Stimulant	-	-	-	-	-	-	28061	1363	-
Chat	-	-	-	-	-	-	25430	1228	-
Coffee	-	-	-	-	-	-	10507	134	-
Hops / 'Gesho'	-	-	-	-	-	-	*	*	-
Enset	-	-	-	-	-	-	7104	37	-
Sugar cane	-	-	-	-	-	-	2071	12	-
Other permanent	-	-	-	-	-	-	2644	5	-

(Table 1.7.17 Cont'd.)

Alaba Special Wereda

Crop type	IMPROVED SEED			PESTICIDE		IRRIGATION		EXTENSION PACKAGE	
	Holder	Hectare	Quintal	Holder	Hectare	Holder	Hectare	Holder	Hectare
All	31540	11266	3161	34280	13573	*	*	33795	14386
Cereals	31540	11247	3161	33708	12859	*	*	33413	13498
Teff	*	*	*	25371	8319	*	*	4004	1057
Barley	-	-	-	2787	244	-	-	*	*
Wheat	*	*	*	11241	3231	-	-	4300	1161
Maize	31188	10250	2654	*	*	*	*	31825	9876
Sorghum	*	*	-	*	*	*	*	14933	1212
Finger millet	*	*	*	4483	482	-	-	2277	174
Oats / 'Aja'	-	-	-	-	-	-	-	-	-
Rice	-	-	-	-	-	-	-	-	-
Masho	-	-	-	*	*	-	-	*	*
Pulses	-	-	-	*	*	-	-	3515	176
Horse / Faba beans	-	-	-	*	*	-	-	*	*
Field Peas	-	-	-	*	*	-	-	-	-
Haricot beans white	-	-	-	-	-	-	-	*	*
Haricot beans red	-	-	-	*	*	-	-	3080	160
Chick peas	-	-	-	-	-	-	-	-	-
Lentils	-	-	-	-	-	-	-	-	-
Vetch / Grass peas	-	-	-	-	-	-	-	-	-
Soya beans	-	-	-	-	-	-	-	-	-
Fenugreek	-	-	-	-	-	-	-	-	-
Gibto	-	-	-	-	-	-	-	-	-
Oilseeds	-	-	-	*	*	-	-	-	-
Neug	-	-	-	-	-	-	-	-	-
Linseed	-	-	-	*	*	-	-	-	-
Groundnuts	-	-	-	-	-	-	-	-	-
Safflower	-	-	-	-	-	-	-	-	-
Sesame	-	-	-	-	-	-	-	-	-
Rapeseed	-	-	-	*	*	-	-	-	-
Vegetables	*	*	-	3029	*	-	-	4081	*
Lettuce	-	-	-	-	-	-	-	-	-
Head cabbage	*	*	-	-	-	-	-	*	*
Ethiopian cabbage	*	*	-	*	*	-	-	2973	68
Tomatoes	-	-	-	*	*	-	-	-	-
Green peppers	*	*	-	*	*	-	-	-	-
Red peppers	*	*	-	*	*	-	-	2547	*
Swiss chard	-	-	-	-	-	-	-	-	-
Root crops	*	*	-	*	*	-	-	*	*
Beetroot	-	-	-	-	-	-	-	-	-
Carrot	*	*	-	-	-	-	-	*	*
Onion	-	-	-	-	-	-	-	-	-
Potatoes	-	-	-	*	*	-	-	*	*
Yam	-	-	-	-	-	-	-	-	-
Garlic	-	-	-	-	-	-	-	-	-
Taro 'Godere'	-	-	-	-	-	-	-	-	-
Sweet potatoes	-	-	-	-	-	-	-	-	-
Other Temporary	-	-	-	*	*	-	-	2071	133
Permanent crops	-	-	-	-	-	-	-	*	*
Avocado	-	-	-	-	-	-	-	*	*
Bananas	-	-	-	-	-	-	-	-	-
Guava	-	-	-	-	-	-	-	-	-
Lemons	-	-	-	-	-	-	-	-	-
Mangoes	-	-	-	-	-	-	-	-	-
Oranges	-	-	-	-	-	-	-	-	-
Papayas	-	-	-	-	-	-	-	*	*
Pineapples	-	-	-	-	-	-	-	-	-
Stimulant	*	*	-	*	*	-	-	*	*
Chat	-	-	-	*	*	-	-	*	*
Coffee	*	*	-	-	-	-	-	*	*
Hops / 'Gesho'	-	-	-	-	-	-	-	-	-
Enset	-	-	-	-	-	-	-	-	-
Sugar cane	-	-	-	-	-	-	-	-	-
Other permanent	-	-	-	-	-	-	-	-	-

Table 1.7.18 Number of Holders, Inputs Applied Area and Quantity of Inputs used

Segeen

Crop type	All Crop Area	All Fertilizers		Natural		DAP		
		Hectare	Quintal	Holder	Hectare	Holder	Hectare	Quintal
All	59613	15712	7138	45141	8605	12929	4665	3844
Cereals	38607	7064	4884	18151	2158	11128	2855	2111
Teff	11083	2701	2798	899	*	4132	1091	820
Barley	1716	477	196	3833	*	*	*	*
Wheat	1731	777	*	*	*	*	*	*
Maize	15187	1603	1038	11346	548	4341	775	634
Sorghum	8881	*	*	6050	*	*	*	*
Finger millet	-	-	-	-	-	-	-	-
Oats / 'Aja'	-	-	-	-	-	-	-	-
Rice	-	-	-	-	-	-	-	-
Masho	*	-	-	-	-	-	-	-
Pulses	9694	2632	2153	12083	548	7763	1703	1664
Horse / Faba beans	288	*	*	*	*	*	*	*
Field Peas	457	*	*	*	*	*	*	*
Haricot beans white	380	118	*	*	*	*	*	*
Haricot beans red	7996	2191	1826	7666	349	6693	1585	1548
Chick peas	513	*	*	-	-	*	*	*
Lentils	*	-	-	-	-	-	-	-
Vetch / Grass peas	-	-	-	-	-	-	-	-
Soya beans	-	-	-	-	-	-	-	-
Fenugreek	*	-	-	-	-	-	-	-
Gibto	*	-	-	-	-	-	-	-
Oilseeds	54	*	-	*	*	-	-	-
Neug	-	-	-	-	-	-	-	-
Linseed	*	*	-	*	*	-	-	-
Groundnuts	-	-	-	-	-	-	-	-
Safflower	*	*	-	*	*	-	-	-
Sesame	*	*	-	*	*	-	-	-
Rapeseed	-	-	-	-	-	-	-	-
Vegetables	348	224	-	20136	224	-	-	-
Lettuce	-	-	-	-	-	-	-	-
Head cabbage	*	-	-	-	-	-	-	-
Ethiopian cabbage	322	205	-	19410	205	-	-	-
Tomatoes	7	5	-	1693	5	-	-	-
Green peppers	15	*	-	2343	*	-	-	-
Red peppers	*	*	-	*	*	-	-	-
Swiss chard	-	-	-	-	-	-	-	-
Root crops	507	197	*	10761	191	*	*	*
Beetroot	*	*	-	*	*	-	-	-
Carrot	*	-	-	-	-	-	-	-
Onion	*	*	-	*	*	-	-	-
Potatoes	91	*	*	*	*	*	*	*
Yam	*	*	-	*	*	-	-	-
Garlic	*	*	-	1189	*	-	-	-
Taro 'Godere'	*	*	-	*	*	-	-	-
Sweet potatoes	*	*	-	1982	*	-	-	-
Other Temporary	952	401	*	21024	392	*	*	*
Permanent crops	1203	375	-	16452	356	-	-	-
Avocado	105	48	-	4752	48	-	-	-
Bananas	731	262	-	13129	249	-	-	-
Guava	13	*	-	1109	*	-	-	-
Lemons	*	*	-	*	*	-	-	-
Mangoes	200	40	-	3706	38	-	-	-
Oranges	7	*	-	1078	*	-	-	-
Papayas	*	13	-	2386	9	-	-	-
Pineapples	-	-	-	-	-	-	-	-
Stimulant	2416	1139	-	20100	1094	-	-	-
Chat	312	*	-	3800	*	-	-	-
Coffee	2040	985	-	19212	965	-	-	-
Hops / 'Gesho'	*	*	-	*	*	-	-	-
Enset	4445	3475	-	32079	3475	-	-	-
Sugar cane	646	83	-	6276	81	-	-	-
Other permanent	742	*	-	6834	*	-	-	-

(Table 1.7.18 cont'd.)

Segen

Crop type	UREA			UREA + DAP			INDIGENOUS SEED		
	Holder	Hectare	Quintal	Holder	Hectare	Quintal	Holder	Hectare	Quintal
All	1287	*	*	5089	2052	3006	95760	57643	14033
Cereals	995	*	*	4924	1798	2582	82769	37956	12989
Teff	*	*	*	3579	1458	1956	33308	10955	4369
Barley	*	*	*	*	*	*	20672	1716	1466
Wheat	*	*	*	*	*	*	12071	1658	1573
Maize	*	*	*	1282	*	*	60602	14736	4691
Sorghum	*	*	*	-	-	-	34543	8881	890
Finger millet	-	-	-	-	-	-	-	-	-
Oats / 'Aja'	-	-	-	-	-	-	-	-	-
Rice	-	-	-	-	-	-	-	-	-
Masho	-	-	-	-	-	-	*	*	-
Pulses	889	*	*	760	*	*	62668	9669	1023
Horse / Faba beans	*	*	*	-	-	-	8853	288	209
Field Peas	*	*	*	-	-	-	6747	457	385
Haricot beans white	*	*	*	*	*	*	5927	356	190
Haricot beans red	*	*	*	*	*	*	49093	7996	-
Chick peas	*	*	*	*	*	*	3225	513	213
Lentils	-	-	-	-	-	-	1072	*	*
Vetch / Grass peas	-	-	-	-	-	-	-	-	-
Soya beans	-	-	-	-	-	-	-	-	-
Fenugreek	-	-	-	-	-	-	*	*	*
Gibto	-	-	-	-	-	-	*	*	*
Oilseeds	-	-	-	-	-	-	3461	54	*
Neug	-	-	-	-	-	-	-	-	-
Linseed	-	-	-	-	-	-	1079	*	*
Groundnuts	-	-	-	-	-	-	-	-	-
Safflower	-	-	-	-	-	-	*	*	*
Sesame	-	-	-	-	-	-	*	*	*
Rapeseed	-	-	-	-	-	-	-	-	-
Vegetables	-	-	-	-	-	-	33237	345	-
Lettuce	-	-	-	-	-	-	-	-	-
Head cabbage	-	-	-	-	-	-	*	*	-
Ethiopian cabbage	-	-	-	-	-	-	30964	318	-
Tomatoes	-	-	-	-	-	-	2756	7	-
Green peppers	-	-	-	-	-	-	3280	15	-
Red peppers	-	-	-	-	-	-	*	*	-
Swiss chard	-	-	-	-	-	-	-	-	-
Root crops	-	-	-	-	-	-	25098	506	-
Beetroot	-	-	-	-	-	-	*	*	-
Carrot	-	-	-	-	-	-	*	*	-
Onion	-	-	-	-	-	-	2049	*	-
Potatoes	-	-	-	-	-	-	4871	91	-
Yam	-	-	-	-	-	-	*	*	-
Garlic	-	-	-	-	-	-	1522	*	-
Taro 'Godere'	-	-	-	-	-	-	11385	*	-
Sweet potatoes	-	-	-	-	-	-	9492	*	-
Other Temporary	-	-	-	-	-	-	37765	919	-
Permanent crops	-	-	-	-	-	-	34768	1014	-
Avocado	-	-	-	-	-	-	10203	85	-
Bananas	-	-	-	-	-	-	27072	621	-
Guava	-	-	-	-	-	-	2105	11	-
Lemons	-	-	-	-	-	-	2235	*	-
Mangoes	-	-	-	-	-	-	9694	154	-
Oranges	-	-	-	-	-	-	1450	*	-
Papayas	-	-	-	-	-	-	8530	*	-
Pineapples	-	-	-	-	-	-	-	-	-
Stimulant	-	-	-	-	-	-	37837	1898	-
Chat	-	-	-	-	-	-	9296	212	-
Coffee	-	-	-	-	-	-	35383	1624	-
Hops / 'Gesho'	-	-	-	-	-	-	2888	*	-
Enset	-	-	-	-	-	-	41311	3981	-
Sugar cane	-	-	-	-	-	-	14413	621	-
Other permanent	-	-	-	-	-	-	21438	679	-

(Table 1.7.18 Cont'd.)

Crop type	IMPROVED SEED			PESTICIDE		IRRIGATION		EXTENSION PACKAGE	
	Holder	Hectare	Quintal	Holder	Hectare	Holder	Hectare	Holder	Hectare
All	1900	*	*	*	*	24477	9850	12014	4171
Cereals	*	*	*	*	*	16326	*	11349	3687
Teff	*	*	*	*	*	3580	1053	4383	2115
Barley	-	-	-	*	*	*	*	*	*
Wheat	-	-	-	*	*	-	-	*	*
Maize	*	*	*	*	*	14834	*	6854	1073
Sorghum	-	-	-	*	*	*	*	*	*
Finger millet	-	-	-	-	-	-	-	-	-
Oats / 'Aja'	-	-	-	-	-	-	-	-	-
Rice	-	-	-	-	-	-	-	-	-
Masho	-	-	-	-	-	-	-	-	-
Pulses	*	*	*	*	*	7904	*	4028	337
Horse / Faba beans	-	-	-	-	-	-	-	*	*
Field Peas	-	-	-	-	-	*	*	-	-
Haricot beans white	*	*	*	-	-	3163	*	*	*
Haricot beans red	-	-	-	*	*	*	*	*	211
Chick peas	-	-	-	-	-	*	*	*	*
Lentils	-	-	-	-	-	*	*	-	-
Vetch / Grass peas	-	-	-	-	-	-	-	-	-
Soya beans	-	-	-	-	-	-	-	-	-
Fenugreek	-	-	-	-	-	-	-	-	-
Gibto	-	-	-	-	-	-	-	-	-
Oilseeds	-	-	-	-	-	-	-	-	-
Neug	-	-	-	-	-	-	-	-	-
Linseed	-	-	-	-	-	-	-	-	-
Groundnuts	-	-	-	-	-	-	-	-	-
Safflower	-	-	-	-	-	-	-	-	-
Sesame	-	-	-	-	-	-	-	-	-
Rapeseed	-	-	-	-	-	-	-	-	-
Vegetables	-	-	-	-	-	*	*	-	-
Lettuce	-	-	-	-	-	-	-	-	-
Head cabbage	-	-	-	-	-	-	-	-	-
Ethiopian cabbage	-	-	-	-	-	*	*	-	-
Tomatoes	-	-	-	-	-	*	*	-	-
Green peppers	-	-	-	-	-	*	*	-	-
Red peppers	-	-	-	-	-	-	-	-	-
Swiss chard	-	-	-	-	-	-	-	-	-
Root crops	-	-	-	-	-	*	*	*	*
Beetroot	-	-	-	-	-	-	-	-	-
Carrot	-	-	-	-	-	-	-	-	-
Onion	-	-	-	-	-	*	*	-	-
Potatoes	-	-	-	-	-	-	-	*	*
Yam	-	-	-	-	-	*	*	-	-
Garlic	-	-	-	-	-	*	*	-	-
Taro 'Godere'	-	-	-	-	-	*	*	*	*
Sweet potatoes	-	-	-	-	-	*	*	-	-
Other Temporary	*	*	-	-	-	10541	441	*	*
Permanent crops	-	-	-	-	-	15443	774	*	*
Avocado	-	-	-	-	-	7386	*	-	-
Bananas	-	-	-	-	-	14102	532	*	*
Guava	-	-	-	-	-	*	*	-	-
Lemons	-	-	-	-	-	*	*	-	-
Mangoes	-	-	-	-	-	5782	*	*	*
Oranges	-	-	-	-	-	*	*	-	-
Papayas	-	-	-	-	-	*	*	*	*
Pineapples	-	-	-	-	-	-	-	-	-
Stimulant	*	*	-	-	-	13930	1234	*	*
Chat	-	-	-	-	-	*	*	*	*
Coffee	*	*	-	-	-	13930	1164	*	*
Hops / 'Gesho'	-	-	-	-	-	-	-	-	-
Enset	-	-	-	-	-	14550	1129	*	*
Sugar cane	-	-	-	-	-	*	*	*	*
Other permanent	-	-	-	*	*	*	*	*	*

Table1.9 Number of Holders, Inputs Applied Area and Quantity of Inputs used

Gambella Region

Crop type	All Crop Area	All Fertilizers		Natural		DAP		
		Hectare	Quintal	Holder	Hectare	Holder	Hectare	Quintal
All	17275	27	-	895	27	-	-	-
Cereals	7763	*	-	165	*	-	-	-
Teff	*	-	-	-	-	-	-	-
Barley	*	-	-	-	-	-	-	-
Wheat	*	-	-	-	-	-	-	-
Maize	4666	*	-	165	*	-	-	-
Sorghum	3050	*	-	*	*	-	-	-
Finger millet	*	-	-	-	-	-	-	-
Oats / 'Aja'	-	-	-	-	-	-	-	-
Rice	*	-	-	-	-	-	-	-
Masho	-	-	-	-	-	-	-	-
Pulses	*	*	-	*	*	-	-	-
Horse / Faba beans	*	-	-	-	-	-	-	-
Field Peas	*	-	-	-	-	-	-	-
Haricot beans white	5	*	-	*	*	-	-	-
Haricot beans red	4	*	-	*	*	-	-	-
Chick peas	-	-	-	-	-	-	-	-
Lentils	-	-	-	-	-	-	-	-
Vetch / Grass peas	-	-	-	-	-	-	-	-
Soya beans	*	-	-	-	-	-	-	-
Fenugreek	-	-	-	-	-	-	-	-
Gibto	-	-	-	-	-	-	-	-
Oilseeds	13	-	-	-	-	-	-	-
Neug	-	-	-	-	-	-	-	-
Linseed	*	-	-	-	-	-	-	-
Groundnuts	*	-	-	-	-	-	-	-
Safflower	*	-	-	-	-	-	-	-
Sesame	*	-	-	-	-	-	-	-
Rapeseed	*	-	-	-	-	-	-	-
Vegetables	134	*	-	401	*	-	-	-
Lettuce	-	-	-	-	-	-	-	-
Head cabbage	*	-	-	-	-	-	-	-
Ethiopian cabbage	40	*	-	368	*	-	-	-
Tomatoes	*	-	-	-	-	-	-	-
Green peppers	16	*	-	*	*	-	-	-
Red peppers	*	*	-	*	*	-	-	-
Swiss chard	-	-	-	-	-	-	-	-
Root crops	299	*	-	*	*	-	-	-
Beetroot	-	-	-	-	-	-	-	-
Carrot	*	-	-	-	-	-	-	-
Onion	*	*	-	*	*	-	-	-
Potatoes	*	-	-	-	-	-	-	-
Yam	3	-	-	-	-	-	-	-
Garlic	*	-	-	-	-	-	-	-
Taro 'Godere'	159	*	-	*	*	-	-	-
Sweet potatoes	129	*	-	*	*	-	-	-
Other Temporary	332	*	-	*	*	-	-	-
Permanent crops	597	*	-	505	*	-	-	-
Avocado	120	*	-	225	*	-	-	-
Bananas	235	*	-	*	*	-	-	-
Guava	3	-	-	-	-	-	-	-
Lemons	3	-	-	-	-	-	-	-
Mangoes	167	*	-	*	*	-	-	-
Oranges	21	*	-	*	*	-	-	-
Papayas	41	*	-	*	*	-	-	-
Pineapples	9	-	-	-	-	-	-	-
Stimulant	7526	*	-	*	*	-	-	-
Chat	393	*	-	*	*	-	-	-
Coffee	6978	*	-	*	*	-	-	-
Hops / 'Gesho'	*	*	-	*	*	-	-	-
Enset	459	*	-	353	*	-	-	-
Sugar cane	119	*	-	*	*	-	-	-
Other permanent	*	*	-	*	*	-	-	-

(Table 1.9 cont'd.)

Gambella Region

Crop type	UREA			UREA + DAP			INDIGENOUS SEED		
	Holder	Hectare	Quintal	Holder	Hectare	Quintal	Holder	Hectare	Quintal
All	-	-	-	-	-	-	45793	16355	2712
Cereals	-	-	-	-	-	-	34111	7761	2696
Teff	-	-	-	-	-	-	*	*	*
Barley	-	-	-	-	-	-	*	*	*
Wheat	-	-	-	-	-	-	*	*	*
Maize	-	-	-	-	-	-	24047	4666	1699
Sorghum	-	-	-	-	-	-	13931	3050	988
Finger millet	-	-	-	-	-	-	*	*	*
Oats / 'Aja'	-	-	-	-	-	-	-	-	-
Rice	-	-	-	-	-	-	*	*	*
Masho	-	-	-	-	-	-	-	-	-
Pulses	-	-	-	-	-	-	2666	16	*
Horse / Faba beans	-	-	-	-	-	-	*	*	*
Field Peas	-	-	-	-	-	-	-	-	-
Haricot beans white	-	-	-	-	-	-	1512	5	3
Haricot beans red	-	-	-	-	-	-	1150	4	-
Chick peas	-	-	-	-	-	-	-	-	-
Lentils	-	-	-	-	-	-	-	-	-
Vetch / Grass peas	-	-	-	-	-	-	-	-	-
Soya beans	-	-	-	-	-	-	*	*	*
Fenugreek	-	-	-	-	-	-	-	-	-
Gibto	-	-	-	-	-	-	-	-	-
Oilseeds	-	-	-	-	-	-	824	13	5
Neug	-	-	-	-	-	-	-	-	-
Linseed	-	-	-	-	-	-	*	*	*
Groundnuts	-	-	-	-	-	-	492	*	2
Safflower	-	-	-	-	-	-	*	*	*
Sesame	-	-	-	-	-	-	*	*	*
Rapeseed	-	-	-	-	-	-	*	*	*
Vegetables	-	-	-	-	-	-	10099	130	-
Lettuce	-	-	-	-	-	-	-	-	-
Head cabbage	-	-	-	-	-	-	247	*	-
Ethiopian cabbage	-	-	-	-	-	-	7454	40	-
Tomatoes	-	-	-	-	-	-	463	*	-
Green peppers	-	-	-	-	-	-	1901	16	-
Red peppers	-	-	-	-	-	-	1466	*	-
Swiss chard	-	-	-	-	-	-	-	-	-
Root crops	-	-	-	-	-	-	13052	298	-
Beetroot	-	-	-	-	-	-	-	-	-
Carrot	-	-	-	-	-	-	*	*	-
Onion	-	-	-	-	-	-	342	*	-
Potatoes	-	-	-	-	-	-	*	*	-
Yam	-	-	-	-	-	-	793	3	-
Garlic	-	-	-	-	-	-	196	*	-
Taro 'Godere'	-	-	-	-	-	-	9382	159	-
Sweet potatoes	-	-	-	-	-	-	4972	129	-
Other Temporary	-	-	-	-	-	-	13155	327	-
Permanent crops	-	-	-	-	-	-	22207	549	-
Avocado	-	-	-	-	-	-	9751	107	-
Bananas	-	-	-	-	-	-	10599	214	-
Guava	-	-	-	-	-	-	779	2	-
Lemons	-	-	-	-	-	-	1065	3	-
Mangoes	-	-	-	-	-	-	11630	159	-
Oranges	-	-	-	-	-	-	3523	19	-
Papayas	-	-	-	-	-	-	9397	37	-
Pineapples	-	-	-	-	-	-	773	*	-
Stimulant	-	-	-	-	-	-	15263	6701	-
Chat	-	-	-	-	-	-	3441	310	-
Coffee	-	-	-	-	-	-	14812	6239	-
Hops / 'Gesho'	-	-	-	-	-	-	3402	*	-
Enset	-	-	-	-	-	-	11845	433	-
Sugar cane	-	-	-	-	-	-	9170	116	-
Other permanent	-	-	-	-	-	-	3427	*	-

(Table 1.9 Cont'd.)

Gambella Region

Crop type	IMPROVED SEED			PESTICIDE		IRRIGATION		EXTENSION PACKAGE	
	Holder	Hectare	Quintal	Holder	Hectare	Holder	Hectare	Holder	Hectare
<i>All</i>	563	27	*	2137	715	269	*	103	*
<i>Cereals</i>	*	*	*	1336	292	-	-	*	*
<i>Teff</i>	-	-	-	-	-	-	-	-	-
<i>Barley</i>	-	-	-	-	-	-	-	-	-
<i>Wheat</i>	-	-	-	-	-	-	-	-	-
<i>Maize</i>	-	-	-	*	*	-	-	*	*
<i>Sorghum</i>	-	-	-	1326	289	-	-	-	-
<i>Finger millet</i>	-	-	-	-	-	-	-	-	-
<i>Oats / 'Aja'</i>	-	-	-	-	-	-	-	-	-
<i>Rice</i>	*	*	*	-	-	-	-	-	-
<i>Masho</i>	-	-	-	-	-	-	-	-	-
<i>Pulses</i>	*	*	*	-	-	-	-	-	-
<i>Horse / Faba beans</i>	-	-	-	-	-	-	-	-	-
<i>Field Peas</i>	*	*	*	-	-	-	-	-	-
<i>Haricot beans white</i>	-	-	-	-	-	-	-	-	-
<i>Haricot beans red</i>	-	-	-	-	-	-	-	-	-
<i>Chick peas</i>	-	-	-	-	-	-	-	-	-
<i>Lentils</i>	-	-	-	-	-	-	-	-	-
<i>Vetch / Grass peas</i>	-	-	-	-	-	-	-	-	-
<i>Soya beans</i>	-	-	-	-	-	-	-	-	-
<i>Fenugreek</i>	-	-	-	-	-	-	-	-	-
<i>Gibto</i>	-	-	-	-	-	-	-	-	-
<i>Oilseeds</i>	-	-	-	-	-	-	-	-	-
<i>Neug</i>	-	-	-	-	-	-	-	-	-
<i>Linseed</i>	-	-	-	-	-	-	-	-	-
<i>Groundnuts</i>	-	-	-	-	-	-	-	-	-
<i>Safflower</i>	-	-	-	-	-	-	-	-	-
<i>Sesame</i>	-	-	-	-	-	-	-	-	-
<i>Rapeseed</i>	-	-	-	-	-	-	-	-	-
<i>Vegetables</i>	*	*	-	-	-	*	*	-	-
<i>Lettuce</i>	-	-	-	-	-	-	-	-	-
<i>Head cabbage</i>	-	-	-	-	-	-	-	-	-
<i>Ethiopian cabbage</i>	-	-	-	-	-	-	-	-	-
<i>Tomatoes</i>	*	*	-	-	-	*	*	-	-
<i>Green peppers</i>	-	-	-	-	-	*	*	-	-
<i>Red peppers</i>	-	-	-	-	-	-	-	-	-
<i>Swiss chard</i>	-	-	-	-	-	-	-	-	-
<i>Root crops</i>	-	-	-	-	-	*	*	*	*
<i>Beetroot</i>	-	-	-	-	-	-	-	-	-
<i>Carrot</i>	-	-	-	-	-	-	-	-	-
<i>Onion</i>	-	-	-	-	-	*	*	-	-
<i>Potatoes</i>	-	-	-	-	-	-	-	-	-
<i>Yam</i>	-	-	-	-	-	-	-	-	-
<i>Garlic</i>	-	-	-	-	-	-	-	-	-
<i>Taro 'Godere'</i>	-	-	-	-	-	-	-	-	-
<i>Sweet potatoes</i>	-	-	-	-	-	-	-	*	*
<i>Other Temporary</i>	*	*	-	-	-	*	*	-	-
<i>Permanent crops</i>	-	-	-	*	*	*	*	*	*
<i>Avocado</i>	-	-	-	-	-	-	-	-	-
<i>Bananas</i>	-	-	-	*	*	*	*	*	*
<i>Guava</i>	-	-	-	-	-	-	-	*	*
<i>Lemons</i>	-	-	-	-	-	-	-	-	-
<i>Mangoes</i>	-	-	-	*	*	*	*	*	*
<i>Oranges</i>	-	-	-	-	-	-	-	-	-
<i>Papayas</i>	-	-	-	-	-	*	*	-	-
<i>Pineapples</i>	-	-	-	-	-	-	-	-	-
<i>Stimulant</i>	228	*	-	*	*	*	*	-	-
<i>Chat</i>	-	-	-	*	*	*	*	-	-
<i>Coffee</i>	228	*	-	*	*	*	*	-	-
<i>Hops / 'Gesho'</i>	-	-	-	-	-	*	*	-	-
<i>Enset</i>	-	-	-	-	-	-	-	-	-
<i>Sugar cane</i>	-	-	-	*	*	-	-	-	-
<i>Other permanent</i>	-	-	-	-	-	-	-	*	*

Table1.9.1 Number of Holders, Inputs Applied Area and Quantity of Inputs used

Agnuwak zone

Crop type	All Crop Area	All Fertilizers		Natural		DAP		
		Hectare	Quintal	Holder	Hectare	Holder	Hectare	Quintal
All	1882	*	-					
Cereals	1556	*	-	*	*	-	-	-
Teff	-	-	-	-	-	-	-	-
Barley	*	-	-	-	-	-	-	-
Wheat	*	-	-	-	-	-	-	-
Maize	1098	*	-	*	*	-	-	-
Sorghum	*	*	-	*	*	-	-	-
Finger millet	*	-	-	-	-	-	-	-
Oats / 'Aja'	-	-	-	-	-	-	-	-
Rice	*	-	-	-	-	-	-	-
Masho	-	-	-	-	-	-	-	-
Pulses	5	*	-	*	*	-	-	-
Horse / Faba beans	-	-	-	-	-	-	-	-
Field Peas	-	-	-	-	-	-	-	-
Haricot beans white	2	*	-	*	*	-	-	-
Haricot beans red	*	-	-	-	-	-	-	-
Chick peas	-	-	-	-	-	-	-	-
Lentils	-	-	-	-	-	-	-	-
Vetch / Grass peas	-	-	-	-	-	-	-	-
Soya beans	-	-	-	-	-	-	-	-
Fenugreek	-	-	-	-	-	-	-	-
Gibto	-	-	-	-	-	-	-	-
Oilseeds	11	-	-	-	-	-	-	-
Neug	-	-	-	-	-	-	-	-
Linseed	*	-	-	-	-	-	-	-
Groundnuts	*	-	-	-	-	-	-	-
Safflower	-	-	-	-	-	-	-	-
Sesame	*	-	-	-	-	-	-	-
Rapeseed	-	-	-	-	-	-	-	-
Vegetables	*	*	-	*	*	-	-	-
Lettuce	-	-	-	-	-	-	-	-
Head cabbage	-	-	-	-	-	-	-	-
Ethiopian cabbage	*	-	-	-	-	-	-	-
Tomatoes	*	-	-	-	-	-	-	-
Green peppers	*	*	-	*	*	-	-	-
Red peppers	*	*	-	*	*	-	-	-
Swiss chard	-	-	-	-	-	-	-	-
Root crops	64	*	-	*	*	-	-	-
Beetroot	-	-	-	-	-	-	-	-
Carrot	-	-	-	-	-	-	-	-
Onion	*	-	-	-	-	-	-	-
Potatoes	-	-	-	-	-	-	-	-
Yam	*	-	-	-	-	-	-	-
Garlic	-	-	-	-	-	-	-	-
Taro 'Godere'	10	-	-	-	-	-	-	-
Sweet potatoes	51	*	-	*	*	-	-	-
Other Temporary	65	-	-	-	-	-	-	-
Permanent crops	53	*	-	*	*	-	-	-
Avocado	*	*	-	*	*	-	-	-
Bananas	13	*	-	*	*	-	-	-
Guava	*	-	-	-	-	-	-	-
Lemons	2	-	-	-	-	-	-	-
Mangoes	19	-	-	-	-	-	-	-
Oranges	*	-	-	-	-	-	-	-
Papayas	18	*	-	*	*	-	-	-
Pineapples	-	-	-	-	-	-	-	-
Stimulant	*	*	-	*	*	-	-	-
Chat	*	*	-	*	*	-	-	-
Coffee	*	*	-	*	*	-	-	-
Hops / 'Gesho'	*	*	-	*	*	-	-	-
Enset	*	-	-	-	-	-	-	-
Sugar cane	*	*	-	*	*	-	-	-
Other permanent	*	-	-	-	-	-	-	-

(Table 1.9.1 cont'd.)

Agnuwak zone

Crop type	UREA			UREA + DAP			INDIGENOUS SEED		
	Holder	Hectare	Quintal	Holder	Hectare	Quintal	Holder	Hectare	Quintal
All	-	-	-	-	-	-	7362	1874	540
Cereals	-	-	-	-	-	-	4281	1556	534
Teff	-	-	-	-	-	-	-	-	-
Barley	-	-	-	-	-	-	*	*	-
Wheat	-	-	-	-	-	-	*	*	*
Maize	-	-	-	-	-	-	3345	1098	424
Sorghum	-	-	-	-	-	-	1668	*	*
Finger millet	-	-	-	-	-	-	*	*	*
Oats / 'Aja'	-	-	-	-	-	-	-	-	-
Rice	-	-	-	-	-	-	*	*	*
Masho	-	-	-	-	-	-	-	-	-
Pulses	-	-	-	-	-	-	870	5	*
Horse / Faba beans	-	-	-	-	-	-	-	-	-
Field Peas	-	-	-	-	-	-	-	-	-
Haricot beans white	-	-	-	-	-	-	806	2	*
Haricot beans red	-	-	-	-	-	-	*	*	-
Chick peas	-	-	-	-	-	-	-	-	-
Lentils	-	-	-	-	-	-	-	-	-
Vetch / Grass peas	-	-	-	-	-	-	-	-	-
Soya beans	-	-	-	-	-	-	-	-	-
Fenugreek	-	-	-	-	-	-	-	-	-
Gibto	-	-	-	-	-	-	-	-	-
Oilseeds	-	-	-	-	-	-	502	11	4
Neug	-	-	-	-	-	-	-	-	-
Linseed	-	-	-	-	-	-	*	*	*
Groundnuts	-	-	-	-	-	-	406	*	2
Safflower	-	-	-	-	-	-	-	-	-
Sesame	-	-	-	-	-	-	*	*	*
Rapeseed	-	-	-	-	-	-	-	-	-
Vegetables	-	-	-	-	-	-	983	*	-
Lettuce	-	-	-	-	-	-	-	-	-
Head cabbage	-	-	-	-	-	-	-	-	-
Ethiopian cabbage	-	-	-	-	-	-	*	*	-
Tomatoes	-	-	-	-	-	-	123	*	-
Green peppers	-	-	-	-	-	-	*	*	-
Red peppers	-	-	-	-	-	-	645	*	-
Swiss chard	-	-	-	-	-	-	-	-	-
Root crops	-	-	-	-	-	-	2772	64	-
Beetroot	-	-	-	-	-	-	-	-	-
Carrot	-	-	-	-	-	-	-	-	-
Onion	-	-	-	-	-	-	*	*	-
Potatoes	-	-	-	-	-	-	-	-	-
Yam	-	-	-	-	-	-	*	*	-
Garlic	-	-	-	-	-	-	-	-	-
Taro 'Godere'	-	-	-	-	-	-	618	10	-
Sweet potatoes	-	-	-	-	-	-	2261	51	-
Other Temporary	-	-	-	-	-	-	2995	65	-
Permanent crops	-	-	-	-	-	-	4355	49	-
Avocado	-	-	-	-	-	-	*	*	-
Bananas	-	-	-	-	-	-	1062	*	-
Guava	-	-	-	-	-	-	88	*	-
Lemons	-	-	-	-	-	-	205	*	-
Mangoes	-	-	-	-	-	-	1453	17	-
Oranges	-	-	-	-	-	-	*	*	-
Papayas	-	-	-	-	-	-	3152	17	-
Pineapples	-	-	-	-	-	-	-	-	-
Stimulant	-	-	-	-	-	-	*	*	-
Chat	-	-	-	-	-	-	*	*	-
Coffee	-	-	-	-	-	-	*	*	-
Hops / 'Gesho'	-	-	-	-	-	-	*	*	-
Enset	-	-	-	-	-	-	*	*	-
Sugar cane	-	-	-	-	-	-	*	*	-
Other permanent	-	-	-	-	-	-	*	*	-

(Table 1.9.1 Cont'd.)

Agnuwak zone

Crop type	IMPROVED SEED			PESTICIDE		IRRIGATION		EXTENSION PACKAGE	
	Holder	Hectare	Quintal	Holder	Hectare	Holder	Hectare	Holder	Hectare
All	*	*	-	*	*	*	*	*	*
Cereals	-	-	-	*	*	-	-	*	*
Teff	-	-	-	-	-	-	-	-	-
Barley	-	-	-	-	-	-	-	-	-
Wheat	-	-	-	-	-	-	-	-	-
Maize	-	-	-	*	*	-	-	*	*
Sorghum	-	-	-	-	-	-	-	-	-
Finger millet	-	-	-	-	-	-	-	-	-
Oats / 'Aja'	-	-	-	-	-	-	-	-	-
Rice	-	-	-	-	-	-	-	-	-
Masho	-	-	-	-	-	-	-	-	-
Pulses	-	-	-	-	-	-	-	-	-
Horse / Faba beans	-	-	-	-	-	-	-	-	-
Field Peas	-	-	-	-	-	-	-	-	-
Haricot beans white	-	-	-	-	-	-	-	-	-
Haricot beans red	-	-	-	-	-	-	-	-	-
Chick peas	-	-	-	-	-	-	-	-	-
Lentils	-	-	-	-	-	-	-	-	-
Vetch / Grass peas	-	-	-	-	-	-	-	-	-
Soya beans	-	-	-	-	-	-	-	-	-
Fenugreek	-	-	-	-	-	-	-	-	-
Gibio	-	-	-	-	-	-	-	-	-
Oilseeds	-	-	-	-	-	-	-	-	-
Neug	-	-	-	-	-	-	-	-	-
Linseed	-	-	-	-	-	-	-	-	-
Groundnuts	-	-	-	-	-	-	-	-	-
Safflower	-	-	-	-	-	-	-	-	-
Sesame	-	-	-	-	-	-	-	-	-
Rapeseed	-	-	-	-	-	-	-	-	-
Vegetables	*	*	-	-	-	*	*	-	-
Lettuce	-	-	-	-	-	-	-	-	-
Head cabbage	-	-	-	-	-	-	-	-	-
Ethiopian cabbage	-	-	-	-	-	-	-	-	-
Tomatoes	*	*	-	-	-	*	*	-	-
Green peppers	-	-	-	-	-	-	-	-	-
Red peppers	-	-	-	-	-	-	-	-	-
Swiss chard	-	-	-	-	-	-	-	-	-
Root crops	-	-	-	-	-	*	*	*	*
Beetroot	-	-	-	-	-	-	-	-	-
Carrot	-	-	-	-	-	-	-	-	-
Onion	-	-	-	-	-	*	*	-	-
Potatoes	-	-	-	-	-	-	-	-	-
Yam	-	-	-	-	-	-	-	-	-
Garlic	-	-	-	-	-	-	-	-	-
Taro 'Godere'	-	-	-	-	-	-	-	*	*
Sweet potatoes	-	-	-	-	-	-	-	-	-
Other Temporary	-	-	-	-	-	-	-	-	-
Permanent crops	-	-	-	*	*	*	*	*	*
Avocado	-	-	-	-	-	-	-	-	-
Bananas	-	-	-	-	-	*	*	*	*
Guava	-	-	-	-	-	-	-	*	*
Lemons	-	-	-	-	-	-	-	-	-
Mangoes	-	-	-	*	*	*	*	*	*
Oranges	-	-	-	-	-	-	-	-	-
Papayas	-	-	-	-	-	*	*	-	-
Pineapples	-	-	-	-	-	-	-	-	-
Stimulant	-	-	-	*	*	*	*	-	-
Chat	-	-	-	*	*	*	*	-	-
Coffee	-	-	-	-	-	-	-	-	-
Hops / 'Gesho'	-	-	-	-	-	-	-	-	-
Enset	-	-	-	-	-	-	-	-	-
Sugar cane	-	-	-	*	*	-	-	-	-
Other permanent	-	-	-	-	-	-	-	-	-

Table1.9.2 Number of Holders, Inputs Applied Area and Quantity of Inputs used

Nuwera Zone

Crop type	All Crop Area	All Fertilizers		Natural		DAP		
		Hectare	Quintal	Holder	Hectare	Holder	Hectare	Quintal
All	2270	*	-	*	*	-	-	-
Cereals	2257	-	-	-	-	-	-	-
Teff	*	-	-	-	-	-	-	-
Barley	-	-	-	-	-	-	-	-
Wheat	-	-	-	-	-	-	-	-
Maize	2251	-	-	-	-	-	-	-
Sorghum	*	-	-	-	-	-	-	-
Finger millet	-	-	-	-	-	-	-	-
Oats / 'Aja'	-	-	-	-	-	-	-	-
Rice	-	-	-	-	-	-	-	-
Masho	-	-	-	-	-	-	-	-
Pulses	-	-	-	-	-	-	-	-
Horse / Faba beans	-	-	-	-	-	-	-	-
Field Peas	-	-	-	-	-	-	-	-
Haricot beans white	-	-	-	-	-	-	-	-
Haricot beans red	-	-	-	-	-	-	-	-
Chick peas	-	-	-	-	-	-	-	-
Lentils	-	-	-	-	-	-	-	-
Vetch / Grass peas	-	-	-	-	-	-	-	-
Soya beans	-	-	-	-	-	-	-	-
Fenugreek	-	-	-	-	-	-	-	-
Gibto	-	-	-	-	-	-	-	-
Oilseeds	-	-	-	-	-	-	-	-
Neug	-	-	-	-	-	-	-	-
Linseed	-	-	-	-	-	-	-	-
Groundnuts	-	-	-	-	-	-	-	-
Safflower	-	-	-	-	-	-	-	-
Sesame	-	-	-	-	-	-	-	-
Rapeseed	-	-	-	-	-	-	-	-
Vegetables	-	-	-	-	-	-	-	-
Lettuce	-	-	-	-	-	-	-	-
Head cabbage	-	-	-	-	-	-	-	-
Ethiopian cabbage	-	-	-	-	-	-	-	-
Tomatoes	-	-	-	-	-	-	-	-
Green peppers	-	-	-	-	-	-	-	-
Red peppers	-	-	-	-	-	-	-	-
Swiss chard	-	-	-	-	-	-	-	-
Root crops	*	-	-	-	-	-	-	-
Beetroot	-	-	-	-	-	-	-	-
Carrot	-	-	-	-	-	-	-	-
Onion	-	-	-	-	-	-	-	-
Potatoes	-	-	-	-	-	-	-	-
Yam	-	-	-	-	-	-	-	-
Garlic	-	-	-	-	-	-	-	-
Taro 'Godere'	-	-	-	-	-	-	-	-
Sweet potatoes	*	-	-	-	-	-	-	-
Other Temporary	*	*	-	*	*	-	-	-
Permanent crops	*	-	-	-	-	-	-	-
Avocado	-	-	-	-	-	-	-	-
Bananas	-	-	-	-	-	-	-	-
Guava	-	-	-	-	-	-	-	-
Lemons	-	-	-	-	-	-	-	-
Mangoes	*	-	-	-	-	-	-	-
Oranges	-	-	-	-	-	-	-	-
Papayas	*	-	-	-	-	-	-	-
Pineapples	-	-	-	-	-	-	-	-
Stimulant	-	-	-	-	-	-	-	-
Chat	-	-	-	-	-	-	-	-
Coffee	-	-	-	-	-	-	-	-
Hops / 'Gesho'	-	-	-	-	-	-	-	-
Enset	-	-	-	-	-	-	-	-
Sugar cane	-	-	-	-	-	-	-	-
Other permanent	-	-	-	-	-	-	-	-

(Table 1.9.2 cont'd.)

Nuwere Zone

Crop type	UREA			UREA + DAP			INDIGENOUS SEED		
	Holder	Hectare	Quintal	Holder	Hectare	Quintal	Holder	Hectare	Quintal
All	-	-	-	-	-	-	11264	2270	837
Cereals	-	-	-	-	-	-	11264	2257	837
Teff	-	-	-	-	-	-	*	*	*
Barley	-	-	-	-	-	-	-	-	-
Wheat	-	-	-	-	-	-	-	-	-
Maize	-	-	-	-	-	-	11238	2251	835
Sorghum	-	-	-	-	-	-	*	*	*
Finger millet	-	-	-	-	-	-	-	-	-
Oats / 'Aja'	-	-	-	-	-	-	-	-	-
Rice	-	-	-	-	-	-	-	-	-
Masho	-	-	-	-	-	-	-	-	-
Pulses	-	-	-	-	-	-	-	-	-
Horse / Faba beans	-	-	-	-	-	-	-	-	-
Field Peas	-	-	-	-	-	-	-	-	-
Haricot beans white	-	-	-	-	-	-	-	-	-
Haricot beans red	-	-	-	-	-	-	-	-	-
Chick peas	-	-	-	-	-	-	-	-	-
Lentils	-	-	-	-	-	-	-	-	-
Vetch / Grass peas	-	-	-	-	-	-	-	-	-
Soya beans	-	-	-	-	-	-	-	-	-
Fenugreek	-	-	-	-	-	-	-	-	-
Gibto	-	-	-	-	-	-	-	-	-
Oilseeds	-	-	-	-	-	-	-	-	-
Neug	-	-	-	-	-	-	-	-	-
Linseed	-	-	-	-	-	-	-	-	-
Groundnuts	-	-	-	-	-	-	-	-	-
Safflower	-	-	-	-	-	-	-	-	-
Sesame	-	-	-	-	-	-	-	-	-
Rapeseed	-	-	-	-	-	-	-	-	-
Vegetables	-	-	-	-	-	-	-	-	-
Lettuce	-	-	-	-	-	-	-	-	-
Head cabbage	-	-	-	-	-	-	-	-	-
Ethiopian cabbage	-	-	-	-	-	-	-	-	-
Tomatoes	-	-	-	-	-	-	-	-	-
Green peppers	-	-	-	-	-	-	-	-	-
Red peppers	-	-	-	-	-	-	-	-	-
Swiss chard	-	-	-	-	-	-	-	-	-
Root crops	-	-	-	-	-	-	*	*	-
Beetroot	-	-	-	-	-	-	-	-	-
Carrot	-	-	-	-	-	-	-	-	-
Onion	-	-	-	-	-	-	-	-	-
Potatoes	-	-	-	-	-	-	-	-	-
Yam	-	-	-	-	-	-	-	-	-
Garlic	-	-	-	-	-	-	-	-	-
Taro 'Godere'	-	-	-	-	-	-	*	*	-
Sweet potatoes	-	-	-	-	-	-	*	*	-
Other Temporary	-	-	-	-	-	-	*	*	-
Permanent crops	-	-	-	-	-	-	*	*	-
Avocado	-	-	-	-	-	-	-	-	-
Bananas	-	-	-	-	-	-	-	-	-
Guava	-	-	-	-	-	-	-	-	-
Lemons	-	-	-	-	-	-	-	-	-
Mangoes	-	-	-	-	-	-	*	*	-
Oranges	-	-	-	-	-	-	-	-	-
Papayas	-	-	-	-	-	-	*	*	-
Pineapples	-	-	-	-	-	-	-	-	-
Stimulant	-	-	-	-	-	-	-	-	-
Chat	-	-	-	-	-	-	-	-	-
Coffee	-	-	-	-	-	-	-	-	-
Hops / 'Gesho'	-	-	-	-	-	-	-	-	-
Enset	-	-	-	-	-	-	-	-	-
Sugar cane	-	-	-	-	-	-	-	-	-
Other permanent	-	-	-	-	-	-	-	-	-

(Table 1.9.2 Cont'd.)

Nuwere Zone

Crop type	IMPROVED SEED			PESTICIDE		IRRIGATION		EXTENSION PACKAGE	
	Holder	Hectare	Quintal	Holder	Hectare	Holder	Hectare	Holder	Hectare
All	*	*	-	-	-	-	-	*	*
Cereals	-	-	-	-	-	-	-	*	*
Teff	-	-	-	-	-	-	-	-	-
Barley	-	-	-	-	-	-	-	-	-
Wheat	-	-	-	-	-	-	-	-	-
Maize	-	-	-	-	-	-	-	*	*
Sorghum	-	-	-	-	-	-	-	-	-
Finger millet	-	-	-	-	-	-	-	-	-
Oats / 'Aja'	-	-	-	-	-	-	-	-	-
Rice	-	-	-	-	-	-	-	-	-
Masho	-	-	-	-	-	-	-	-	-
Pulses	-	-	-	-	-	-	-	-	-
Horse / Faba beans	-	-	-	-	-	-	-	-	-
Field Peas	-	-	-	-	-	-	-	-	-
Haricot beans white	-	-	-	-	-	-	-	-	-
Haricot beans red	-	-	-	-	-	-	-	-	-
Chick peas	-	-	-	-	-	-	-	-	-
Lentils	-	-	-	-	-	-	-	-	-
Vetch / Grass peas	-	-	-	-	-	-	-	-	-
Soya beans	-	-	-	-	-	-	-	-	-
Fenugreek	-	-	-	-	-	-	-	-	-
Gibto	-	-	-	-	-	-	-	-	-
Oilseeds	-	-	-	-	-	-	-	-	-
Neug	-	-	-	-	-	-	-	-	-
Linseed	-	-	-	-	-	-	-	-	-
Groundnuts	-	-	-	-	-	-	-	-	-
Safflower	-	-	-	-	-	-	-	-	-
Sesame	-	-	-	-	-	-	-	-	-
Rapeseed	-	-	-	-	-	-	-	-	-
Vegetables	-	-	-	-	-	-	-	-	-
Lettuce	-	-	-	-	-	-	-	-	-
Head cabbage	-	-	-	-	-	-	-	-	-
Ethiopian cabbage	-	-	-	-	-	-	-	-	-
Tomatoes	-	-	-	-	-	-	-	-	-
Green peppers	-	-	-	-	-	-	-	-	-
Red peppers	-	-	-	-	-	-	-	-	-
Swiss chard	-	-	-	-	-	-	-	-	-
Root crops	-	-	-	-	-	-	-	-	-
Beetroot	-	-	-	-	-	-	-	-	-
Carrot	-	-	-	-	-	-	-	-	-
Onion	-	-	-	-	-	-	-	-	-
Potatoes	-	-	-	-	-	-	-	-	-
Yam	-	-	-	-	-	-	-	-	-
Garlic	-	-	-	-	-	-	-	-	-
Taro 'Godere'	-	-	-	-	-	-	-	-	-
Sweet potatoes	-	-	-	-	-	-	-	-	-
Other Temporary	*	*	-	-	-	-	-	-	-
Permanent crops	-	-	-	-	-	-	-	-	-
Avocado	-	-	-	-	-	-	-	-	-
Bananas	-	-	-	-	-	-	-	-	-
Guava	-	-	-	-	-	-	-	-	-
Lemons	-	-	-	-	-	-	-	-	-
Mangoes	-	-	-	-	-	-	-	-	-
Oranges	-	-	-	-	-	-	-	-	-
Papayas	-	-	-	-	-	-	-	-	-
Pineapples	-	-	-	-	-	-	-	-	-
Stimulant	-	-	-	-	-	-	-	-	-
Chat	-	-	-	-	-	-	-	-	-
Coffee	-	-	-	-	-	-	-	-	-
Hops / 'Gesho'	-	-	-	-	-	-	-	-	-
Enset	-	-	-	-	-	-	-	-	-
Sugar cane	-	-	-	-	-	-	-	-	-
Other permanent	-	-	-	-	-	-	-	-	-

Table 1.9.3 Number of Holders, Inputs Applied Area and Quantity of Inputs used

Mezengir Zone

Crop type	All Crop Area	All Fertilizers		Natural		DAP		
		Hectare	Quintal	Holder	Hectare	Holder	Hectare	Quintal
All	11887	*	-	675	*	-	-	-
Cereals	2856	*	-	*	*	-	-	-
Teff	-	-	-	-	-	-	-	-
Barley	*	-	-	-	-	-	-	-
Wheat	-	-	-	-	-	-	-	-
Maize	304	*	-	*	*	-	-	-
Sorghum	2539	-	-	-	-	-	-	-
Finger millet	-	-	-	-	-	-	-	-
Oats / 'Aja'	-	-	-	-	-	-	-	-
Rice	*	-	-	-	-	-	-	-
Masho	-	-	-	-	-	-	-	-
Pulses	*	*	-	*	*	-	-	-
Horse / Faba beans	*	-	-	-	-	-	-	-
Field Peas	*	-	-	-	-	-	-	-
Haricot beans white	3	-	-	-	-	-	-	-
Haricot beans red	2	*	-	*	*	-	-	-
Chick peas	-	-	-	-	-	-	-	-
Lentils	-	-	-	-	-	-	-	-
Vetch / Grass peas	-	-	-	-	-	-	-	-
Soya beans	*	-	-	-	-	-	-	-
Fenugreek	-	-	-	-	-	-	-	-
Gibto	-	-	-	-	-	-	-	-
Oilseeds	1	-	-	-	-	-	-	-
Neug	-	-	-	-	-	-	-	-
Linseed	-	-	-	-	-	-	-	-
Groundnuts	*	-	-	-	-	-	-	-
Safflower	*	-	-	-	-	-	-	-
Sesame	*	-	-	-	-	-	-	-
Rapeseed	*	-	-	-	-	-	-	-
Vegetables	84	*	-	368	*	-	-	-
Lettuce	-	-	-	-	-	-	-	-
Head cabbage	*	-	-	-	-	-	-	-
Ethiopian cabbage	40	*	-	368	*	-	-	-
Tomatoes	*	-	-	-	-	-	-	-
Green peppers	13	*	-	*	*	-	-	-
Red peppers	*	-	-	-	-	-	-	-
Swiss chard	-	-	-	-	-	-	-	-
Root crops	214	*	-	*	*	-	-	-
Beetroot	-	-	-	-	-	-	-	-
Carrot	*	-	-	-	-	-	-	-
Onion	*	*	-	*	*	-	-	-
Potatoes	*	-	-	-	-	-	-	-
Yam	3	-	-	-	-	-	-	-
Garlic	*	-	-	-	-	-	-	-
Taro 'Godere'	145	*	-	*	*	-	-	-
Sweet potatoes	*	-	-	-	-	-	-	-
Other Temporary	255	*	-	*	*	-	-	-
Permanent crops	421	*	-	*	*	-	-	-
Avocado	119	*	-	186	*	-	-	-
Bananas	167	*	-	*	*	-	-	-
Guava	1	-	-	-	-	-	-	-
Lemons	1	-	-	-	-	-	-	-
Mangoes	82	*	-	*	*	-	-	-
Oranges	21	*	-	*	*	-	-	-
Papayas	21	*	-	*	*	-	-	-
Pineapples	9	-	-	-	-	-	-	-
Stimulant	7460	*	-	*	*	-	-	-
Chat	392	-	-	-	-	-	-	-
Coffee	6916	*	-	*	*	-	-	-
Hops / 'Gesho'	*	*	-	*	*	-	-	-
Enset	459	*	-	353	*	-	-	-
Sugar cane	113	*	-	*	*	-	-	-
Other permanent	6	*	-	*	*	-	-	-

(Table 1.9.3 cont'd.)

Mezengir Zone

Crop type	UREA			UREA + DAP			INDIGENOUS SEED		
	Holder	Hectare	Quintal	Holder	Hectare	Quintal	Holder	Hectare	Quintal
<i>All</i>	-	-	-	-	-	-	22012	10975	994
<i>Cereals</i>	-	-	-	-	-	-	13576	2855	983
<i>Teff</i>	-	-	-	-	-	-	*	*	*
<i>Barley</i>	-	-	-	-	-	-	*	*	*
<i>Wheat</i>	-	-	-	-	-	-	-	-	-
<i>Maize</i>	-	-	-	-	-	-	4542	304	107
<i>Sorghum</i>	-	-	-	-	-	-	12041	2539	873
<i>Finger millet</i>	-	-	-	-	-	-	-	-	-
<i>Oats / 'Aja'</i>	-	-	-	-	-	-	-	-	-
<i>Rice</i>	-	-	-	-	-	-	*	*	*
<i>Masho</i>	-	-	-	-	-	-	-	-	-
<i>Pulses</i>	-	-	-	-	-	-	1796	*	*
<i>Horse / Faba beans</i>	-	-	-	-	-	-	*	*	*
<i>Field Peas</i>	-	-	-	-	-	-	-	-	-
<i>Haricot beans white</i>	-	-	-	-	-	-	706	2	*
<i>Haricot beans red</i>	-	-	-	-	-	-	1086	2	-
<i>Chick peas</i>	-	-	-	-	-	-	-	-	-
<i>Lentils</i>	-	-	-	-	-	-	-	-	-
<i>Vetch / Grass peas</i>	-	-	-	-	-	-	*	*	*
<i>Soya beans</i>	-	-	-	-	-	-	-	-	-
<i>Fenugreek</i>	-	-	-	-	-	-	-	-	-
<i>Gibto</i>	-	-	-	-	-	-	-	-	-
<i>Oilseeds</i>	-	-	-	-	-	-	311	1	*
<i>Neug</i>	-	-	-	-	-	-	-	-	-
<i>Linseed</i>	-	-	-	-	-	-	-	-	-
<i>Groundnuts</i>	-	-	-	-	-	-	*	*	*
<i>Safflower</i>	-	-	-	-	-	-	*	*	*
<i>Sesame</i>	-	-	-	-	-	-	*	*	*
<i>Rapeseed</i>	-	-	-	-	-	-	*	*	*
<i>Vegetables</i>	-	-	-	-	-	-	9009	84	-
<i>Lettuce</i>	-	-	-	-	-	-	-	-	-
<i>Head cabbage</i>	-	-	-	-	-	-	247	*	-
<i>Ethiopian cabbage</i>	-	-	-	-	-	-	7402	40	-
<i>Tomatoes</i>	-	-	-	-	-	-	266	*	-
<i>Green peppers</i>	-	-	-	-	-	-	1619	13	-
<i>Red peppers</i>	-	-	-	-	-	-	821	*	-
<i>Swiss chard</i>	-	-	-	-	-	-	-	-	-
<i>Root crops</i>	-	-	-	-	-	-	9586	214	-
<i>Beetroot</i>	-	-	-	-	-	-	-	-	-
<i>Carrot</i>	-	-	-	-	-	-	*	*	-
<i>Onion</i>	-	-	-	-	-	-	193	*	-
<i>Potatoes</i>	-	-	-	-	-	-	*	*	-
<i>Yam</i>	-	-	-	-	-	-	731	3	-
<i>Garlic</i>	-	-	-	-	-	-	196	*	-
<i>Taro 'Godere'</i>	-	-	-	-	-	-	8494	145	-
<i>Sweet potatoes</i>	-	-	-	-	-	-	2174	*	-
<i>Other Temporary</i>	-	-	-	-	-	-	9722	251	-
<i>Permanent crops</i>	-	-	-	-	-	-	15063	377	-
<i>Avocado</i>	-	-	-	-	-	-	9660	106	-
<i>Bananas</i>	-	-	-	-	-	-	8151	146	-
<i>Guava</i>	-	-	-	-	-	-	614	1	-
<i>Lemons</i>	-	-	-	-	-	-	860	1	-
<i>Mangoes</i>	-	-	-	-	-	-	8040	77	-
<i>Oranges</i>	-	-	-	-	-	-	3450	18	-
<i>Papayas</i>	-	-	-	-	-	-	5710	18	-
<i>Pineapples</i>	-	-	-	-	-	-	773	*	-
<i>Stimulant</i>	-	-	-	-	-	-	14833	6635	-
<i>Chat</i>	-	-	-	-	-	-	3363	308	-
<i>Coffee</i>	-	-	-	-	-	-	14402	6177	-
<i>Hops / 'Gesho'</i>	-	-	-	-	-	-	3090	*	-
<i>Enset</i>	-	-	-	-	-	-	11823	433	-
<i>Sugar cane</i>	-	-	-	-	-	-	8581	110	-
<i>Other permanent</i>	-	-	-	-	-	-	3167	3	-

(Table 1.9.3 Cont'd.)

Mezengir Zone

Crop type	IMPROVED SEED			PESTICIDE		IRRIGATION		EXTENSION PACKAGE	
	Holder	Hectare	Quintal	Holder	Hectare	Holder	Hectare	Holder	Hectare
All	503	22	*	2050	712	*	*	*	*
Cereals	*	*	*	1326	290	-	-	-	-
Teff	-	-	-	-	-	-	-	-	-
Barley	-	-	-	-	-	-	-	-	-
Wheat	-	-	-	-	-	-	-	-	-
Maize	-	-	-	*	*	-	-	-	-
Sorghum	-	-	-	1326	289	-	-	-	-
Finger millet	-	-	-	-	-	-	-	-	-
Oats / 'Aja'	-	-	-	-	-	-	-	-	-
Rice	*	*	*	-	-	-	-	-	-
Masho	-	-	-	-	-	-	-	-	-
Pulses	*	*	*	-	-	-	-	-	-
Horse / Faba beans	-	-	-	-	-	-	-	-	-
Field Peas	*	*	*	-	-	-	-	-	-
Haricot beans white	-	-	-	-	-	-	-	-	-
Haricot beans red	-	-	-	-	-	-	-	-	-
Chick peas	-	-	-	-	-	-	-	-	-
Lentils	-	-	-	-	-	-	-	-	-
Vetch / Grass peas	-	-	-	-	-	-	-	-	-
Soya beans	-	-	-	-	-	-	-	-	-
Fenugreek	-	-	-	-	-	-	-	-	-
Gibto	-	-	-	-	-	-	-	-	-
Oilseeds	-	-	-	-	-	-	-	-	-
Neug	-	-	-	-	-	-	-	-	-
Linseed	-	-	-	-	-	-	-	-	-
Groundnuts	-	-	-	-	-	-	-	-	-
Safflower	-	-	-	-	-	-	-	-	-
Sesame	-	-	-	-	-	-	-	-	-
Rapeseed	-	-	-	-	-	-	-	-	-
Vegetables	-	-	-	-	-	*	*	-	-
Lettuce	-	-	-	-	-	-	-	-	-
Head cabbage	-	-	-	-	-	-	-	-	-
Ethiopian cabbage	-	-	-	-	-	-	-	-	-
Tomatoes	-	-	-	-	-	-	-	-	-
Green peppers	-	-	-	-	-	*	*	-	-
Red peppers	-	-	-	-	-	-	-	-	-
Swiss chard	-	-	-	-	-	-	-	-	-
Root crops	-	-	-	-	-	-	-	-	-
Beetroot	-	-	-	-	-	-	-	-	-
Carrot	-	-	-	-	-	-	-	-	-
Onion	-	-	-	-	-	-	-	-	-
Potatoes	-	-	-	-	-	-	-	-	-
Yam	-	-	-	-	-	-	-	-	-
Garlic	-	-	-	-	-	-	-	-	-
Taro 'Godere'	-	-	-	-	-	-	-	-	-
Sweet potatoes	-	-	-	-	-	-	-	-	-
Other Temporary	*	*	-	-	-	*	*	-	-
Permanent crops	-	-	-	*	*	*	*	-	-
Avocado	-	-	-	-	-	-	-	-	-
Bananas	-	-	-	*	*	*	*	-	-
Guava	-	-	-	-	-	-	-	-	-
Lemons	-	-	-	-	-	-	-	-	-
Mangoes	-	-	-	-	-	-	-	-	-
Oranges	-	-	-	-	-	-	-	-	-
Papayas	-	-	-	-	-	-	-	-	-
Pineapples	-	-	-	-	-	-	-	-	-
Stimulant	228	*	-	*	*	*	*	-	-
Chat	-	-	-	*	*	-	-	-	-
Coffee	228	*	-	*	*	*	*	-	-
Hops / 'Gesho'	-	-	-	-	-	*	*	-	-
Enset	-	-	-	-	-	-	-	-	-
Sugar cane	-	-	-	-	-	-	-	-	-
Other permanent	-	-	-	-	-	-	-	*	*

Table 1.9.4 Number of Holders, Inputs Applied Area and Quantity of Inputs used

Itang Special

Crop type	All Crop Area	All Fertilizers		Natural		DAP		
		Hectare	Quintal	Holder	Hectare	Holder	Hectare	Quintal
All	1236	-	-	-	-	-	-	-
Cereals	1094	-	-	-	-	-	-	-
Teff	*	-	-	-	-	-	-	-
Barley	*	-	-	-	-	-	-	-
Wheat	-	-	-	-	-	-	-	-
Maize	1014	-	-	-	-	-	-	-
Sorghum	*	-	-	-	-	-	-	-
Finger millet	-	-	-	-	-	-	-	-
Oats / 'Aja'	-	-	-	-	-	-	-	-
Rice	-	-	-	-	-	-	-	-
Masho	-	-	-	-	-	-	-	-
Pulses	-	-	-	-	-	-	-	-
Horse / Faba beans	-	-	-	-	-	-	-	-
Field Peas	-	-	-	-	-	-	-	-
Haricot beans white	-	-	-	-	-	-	-	-
Haricot beans red	-	-	-	-	-	-	-	-
Chick peas	-	-	-	-	-	-	-	-
Lentils	-	-	-	-	-	-	-	-
Vetch / Grass peas	-	-	-	-	-	-	-	-
Soya beans	-	-	-	-	-	-	-	-
Fenugreek	-	-	-	-	-	-	-	-
Gibto	-	-	-	-	-	-	-	-
Oilseeds	*	-	-	-	-	-	-	-
Neug	-	-	-	-	-	-	-	-
Linseed	-	-	-	-	-	-	-	-
Groundnuts	-	-	-	-	-	-	-	-
Safflower	-	-	-	-	-	-	-	-
Sesame	*	-	-	-	-	-	-	-
Rapeseed	-	-	-	-	-	-	-	-
Vegetables	*	-	-	-	-	-	-	-
Lettuce	-	-	-	-	-	-	-	-
Head cabbage	-	-	-	-	-	-	-	-
Ethiopian cabbage	-	-	-	-	-	-	-	-
Tomatoes	*	-	-	-	-	-	-	-
Green peppers	*	-	-	-	-	-	-	-
Red peppers	-	-	-	-	-	-	-	-
Swiss chard	-	-	-	-	-	-	-	-
Root crops	11	-	-	-	-	-	-	-
Beetroot	-	-	-	-	-	-	-	-
Carrot	-	-	-	-	-	-	-	-
Onion	-	-	-	-	-	-	-	-
Potatoes	-	-	-	-	-	-	-	-
Yam	-	-	-	-	-	-	-	-
Garlic	-	-	-	-	-	-	-	-
Taro 'Godere'	*	-	-	-	-	-	-	-
Sweet potatoes	6	-	-	-	-	-	-	-
Other Temporary	11	-	-	-	-	-	-	-
Permanent crops	120	-	-	-	-	-	-	-
Avocado	-	-	-	-	-	-	-	-
Bananas	*	-	-	-	-	-	-	-
Guava	*	-	-	-	-	-	-	-
Lemons	-	-	-	-	-	-	-	-
Mangoes	63	-	-	-	-	-	-	-
Oranges	*	-	-	-	-	-	-	-
Papayas	2	-	-	-	-	-	-	-
Pineapples	-	-	-	-	-	-	-	-
Stimulant	-	-	-	-	-	-	-	-
Chat	-	-	-	-	-	-	-	-
Coffee	-	-	-	-	-	-	-	-
Hops / 'Gesho'	-	-	-	-	-	-	-	-
Enset	-	-	-	-	-	-	-	-
Sugar cane	*	-	-	-	-	-	-	-
Other permanent	*	-	-	-	-	-	-	-

(Table 1.9.4 cont'd.)

Itang Special

Crop type	UREA			UREA + DAP			INDIGENOUS SEED		
	Holder	Hectare	Quintal	Holder	Hectare	Quintal	Holder	Hectare	Quintal
All	-	-	-	-	-	-	5155	1236	343
Cereals	-	-	-	-	-	-	4989	1094	343
Teff	-	-	-	-	-	-	*	*	*
Barley	-	-	-	-	-	-	*	*	*
Wheat	-	-	-	-	-	-	-	-	-
Maize	-	-	-	-	-	-	4923	1014	332
Sorghum	-	-	-	-	-	-	*	*	*
Finger millet	-	-	-	-	-	-	-	-	-
Oats / 'Aja'	-	-	-	-	-	-	-	-	-
Rice	-	-	-	-	-	-	-	-	-
Masho	-	-	-	-	-	-	-	-	-
Pulses	-	-	-	-	-	-	-	-	-
Horse / Faba beans	-	-	-	-	-	-	-	-	-
Field Peas	-	-	-	-	-	-	-	-	-
Haricot beans white	-	-	-	-	-	-	-	-	-
Haricot beans red	-	-	-	-	-	-	-	-	-
Chick peas	-	-	-	-	-	-	-	-	-
Lentils	-	-	-	-	-	-	-	-	-
Vetch / Grass peas	-	-	-	-	-	-	-	-	-
Soya beans	-	-	-	-	-	-	-	-	-
Fenugreek	-	-	-	-	-	-	-	-	-
Gibto	-	-	-	-	-	-	-	-	-
Oilseeds	-	-	-	-	-	-	*	*	*
Neug	-	-	-	-	-	-	-	-	-
Linseed	-	-	-	-	-	-	-	-	-
Groundnuts	-	-	-	-	-	-	-	-	-
Safflower	-	-	-	-	-	-	-	-	-
Sesame	-	-	-	-	-	-	*	*	*
Rapeseed	-	-	-	-	-	-	-	-	-
Vegetables	-	-	-	-	-	-	*	*	-
Lettuce	-	-	-	-	-	-	-	-	-
Head cabbage	-	-	-	-	-	-	-	-	-
Ethiopian cabbage	-	-	-	-	-	-	-	-	-
Tomatoes	-	-	-	-	-	-	*	*	-
Green peppers	-	-	-	-	-	-	*	*	-
Red peppers	-	-	-	-	-	-	-	-	-
Swiss chard	-	-	-	-	-	-	-	-	-
Root crops	-	-	-	-	-	-	496	11	-
Beetroot	-	-	-	-	-	-	-	-	-
Carrot	-	-	-	-	-	-	-	-	-
Onion	-	-	-	-	-	-	-	-	-
Potatoes	-	-	-	-	-	-	-	-	-
Yam	-	-	-	-	-	-	-	-	-
Garlic	-	-	-	-	-	-	-	-	-
Taro 'Godere'	-	-	-	-	-	-	271	*	-
Sweet potatoes	-	-	-	-	-	-	339	6	-
Other Temporary	-	-	-	-	-	-	371	11	-
Permanent crops	-	-	-	-	-	-	2555	120	-
Avocado	-	-	-	-	-	-	-	-	-
Bananas	-	-	-	-	-	-	1387	*	-
Guava	-	-	-	-	-	-	*	*	-
Lemons	-	-	-	-	-	-	-	-	-
Mangoes	-	-	-	-	-	-	2009	63	-
Oranges	-	-	-	-	-	-	*	*	-
Papayas	-	-	-	-	-	-	430	2	-
Pineapples	-	-	-	-	-	-	-	-	-
Stimulant	-	-	-	-	-	-	-	-	-
Chat	-	-	-	-	-	-	-	-	-
Coffee	-	-	-	-	-	-	-	-	-
Hops / 'Gesho'	-	-	-	-	-	-	-	-	-
Enset	-	-	-	-	-	-	-	-	-
Sugar cane	-	-	-	-	-	-	72	*	-
Other permanent	-	-	-	-	-	-	*	*	-

(Table 1.9.4 Cont'd.)

Crop type	IMPROVED SEED			PESTICIDE		IRRIGATION		EXTENSION PACKAGE	
	Holder	Hectare	Quintal	Holder	Hectare	Holder	Hectare	Holder	Hectare
All	*	*	*	-	-	-	-	*	*
Cereals	*	*	*	-	-	-	-	*	*
Teff	-	-	-	-	-	-	-	-	-
Barley	-	-	-	-	-	-	-	-	-
Wheat	-	-	-	-	-	-	-	-	-
Maize	*	*	*	-	-	-	-	*	*
Sorghum	-	-	-	-	-	-	-	-	-
Finger millet	-	-	-	-	-	-	-	-	-
Oats / 'Aja'	-	-	-	-	-	-	-	-	-
Rice	-	-	-	-	-	-	-	-	-
Masho	-	-	-	-	-	-	-	-	-
Pulses	-	-	-	-	-	-	-	-	-
Horse / Faba beans	-	-	-	-	-	-	-	-	-
Field Peas	-	-	-	-	-	-	-	-	-
Haricot beans white	-	-	-	-	-	-	-	-	-
Haricot beans red	-	-	-	-	-	-	-	-	-
Chick peas	-	-	-	-	-	-	-	-	-
Lentils	-	-	-	-	-	-	-	-	-
Vetch / Grass peas	-	-	-	-	-	-	-	-	-
Soya beans	-	-	-	-	-	-	-	-	-
Femugreek	-	-	-	-	-	-	-	-	-
Gibto	-	-	-	-	-	-	-	-	-
Oilseeds	-	-	-	-	-	-	-	-	-
Neug	-	-	-	-	-	-	-	-	-
Linseed	-	-	-	-	-	-	-	-	-
Groundnuts	-	-	-	-	-	-	-	-	-
Safflower	-	-	-	-	-	-	-	-	-
Sesame	-	-	-	-	-	-	-	-	-
Rapeseed	-	-	-	-	-	-	-	-	-
Vegetables	-	-	-	-	-	-	-	-	-
Lettuce	-	-	-	-	-	-	-	-	-
Head cabbage	-	-	-	-	-	-	-	-	-
Ethiopian cabbage	-	-	-	-	-	-	-	-	-
Tomatoes	-	-	-	-	-	-	-	-	-
Green peppers	-	-	-	-	-	-	-	-	-
Red peppers	-	-	-	-	-	-	-	-	-
Swiss chard	-	-	-	-	-	-	-	-	-
Root crops	-	-	-	-	-	-	-	-	-
Beetroot	-	-	-	-	-	-	-	-	-
Carrot	-	-	-	-	-	-	-	-	-
Onion	-	-	-	-	-	-	-	-	-
Potatoes	-	-	-	-	-	-	-	-	-
Yam	-	-	-	-	-	-	-	-	-
Garlic	-	-	-	-	-	-	-	-	-
Taro 'Godere'	-	-	-	-	-	-	-	-	-
Sweet potatoes	-	-	-	-	-	-	-	-	-
Other Temporary	*	*	-	-	-	-	-	-	-
Permanent crops	-	-	-	-	-	-	-	-	-
Avocado	-	-	-	-	-	-	-	-	-
Bananas	-	-	-	-	-	-	-	-	-
Guava	-	-	-	-	-	-	-	-	-
Lemons	-	-	-	-	-	-	-	-	-
Mangoes	-	-	-	-	-	-	-	-	-
Oranges	-	-	-	-	-	-	-	-	-
Papayas	-	-	-	-	-	-	-	-	-
Pineapples	-	-	-	-	-	-	-	-	-
Stimulant	-	-	-	-	-	-	-	-	-
Chat	-	-	-	-	-	-	-	-	-
Coffee	-	-	-	-	-	-	-	-	-
Hops / 'Gesho'	-	-	-	-	-	-	-	-	-
Enset	-	-	-	-	-	-	-	-	-
Sugar cane	-	-	-	-	-	-	-	-	-
Other permanent	-	-	-	-	-	-	-	-	-

Table 1.8 Number of Holders, Inputs Applied Area and Quantity of Inputs used

Crop type	Harari Region							
	All Crop Area	All Fertilizers		Natural		DAP		
		Hectare	Quintal	Holder	Hectare	Holder	Hectare	Quintal
All	17266	12817	11890	15620	3562	4678	1502	1124
Cereals	8228	6453	5748	11638	1791	3874	746	527
Teff	-	-	-	-	-	-	-	-
Barley	*	*	*	*	*	*	*	*
Wheat	*	*	136	*	*	*	*	*
Maize	1401	1222	1434	7474	364	2580	136	125
Sorghum	6657	5071	4096	9863	1413	3071	533	314
Finger millet	-	-	-	-	-	-	-	-
Oats / 'Aja'	*	*	*	-	-	*	*	*
Rice	-	-	-	-	-	-	-	-
Masho	-	-	-	-	-	-	-	-
Pulses	*	*	*	345	*	*	*	*
Horse / Faba beans	*	*	-	-	-	*	*	-
Field Peas	-	-	-	-	-	-	-	-
Haricot beans white	*	*	*	*	*	*	*	*
Haricot beans red	*	*	*	*	*	-	-	-
Chick peas	*	*	-	*	*	-	-	-
Lentils	*	*	*	-	-	-	-	-
Vetch / Grass peas	-	-	-	-	-	-	-	-
Soya beans	-	-	-	-	-	-	-	-
Fenugreek	*	*	-	*	*	-	-	-
Gibto	-	-	-	-	-	-	-	-
Oilseeds	2954	1947	1297	4085	694	1124	110	81
Neug	-	-	-	-	-	-	-	-
Linseed	*	*	*	-	-	-	-	-
Groundnuts	2874	1892	1220	4017	673	1124	110	81
Safflower	-	-	-	-	-	-	-	-
Sesame	*	*	*	*	*	-	-	-
Rapeseed	-	-	-	-	-	-	-	-
Vegetables	*	*	*	527	8	*	*	*
Lettuce	-	-	-	-	-	-	-	-
Head cabbage	*	1	-	294	1	-	-	-
Ethiopian cabbage	*	*	*	*	*	-	-	-
Tomatoes	*	*	*	*	*	-	-	-
Green peppers	*	*	*	-	-	-	-	-
Red peppers	*	*	*	-	-	*	*	*
Swiss chard	*	*	-	*	*	-	-	-
Root crops	216	146	128	2113	69	682	15	*
Beetroot	-	-	-	-	-	-	-	-
Carrot	-	-	-	-	-	-	-	-
Onion	-	-	-	-	-	-	-	-
Potatoes	16	16	17	*	*	*	*	*
Yam	-	-	-	-	-	-	-	-
Garlic	-	-	-	-	-	-	-	-
Taro 'Godere'	-	-	-	-	-	-	-	-
Sweet potatoes	200	130	*	2073	66	256	*	*
Other Temporary	60	52	21	4532	42	*	*	*
Permanent crops	577	319	-	4438	143	-	-	-
Avocado	*	-	-	-	-	-	-	-
Bananas	19	11	-	1471	*	-	-	-
Guava	9	*	-	*	*	-	-	-
Lemons	49	38	-	*	*	-	-	-
Mangoes	415	223	-	2394	99	-	-	-
Oranges	*	-	-	-	-	-	-	-
Papayas	*	*	-	521	*	-	-	-
Pineapples	-	-	-	-	-	-	-	-
Stimulant	4900	3771	-	9135	803	-	-	-
Chat	4844	3740	-	8571	793	-	-	-
Coffee	*	*	-	842	*	-	-	-
Hops / 'Gesho'	*	*	-	-	-	-	-	-
Enset	-	-	-	-	-	-	-	-
Sugar cane	159	*	-	*	*	-	-	-
Other permanent	7	2	-	577	1	-	-	-

(Table 1.8 cont'd.)

Harari Region

Crop type	UREA			UREA + DAP			INDIGENOUS SEED		
	Holder	Hectare	Quintal	Holder	Hectare	Quintal	Holder	Hectare	Quintal
All	8351	3000	1941	8910	4753	8825	26721	15750	8202
Cereals	7734	1477	911	8613	2439	4311	26115	8061	4701
Teff	-	-	-	-	-	-	-	-	-
Barley	*	*	*	*	*	*	1065	*	*
Wheat	*	*	*	409	*	*	*	*	*
Maize	3990	249	188	6071	474	1121	18487	1297	944
Sorghum	7007	1212	711	7971	1913	3071	25067	6629	3545
Finger millet	-	-	-	-	-	-	-	-	-
Oats / 'Aja'	-	-	-	-	-	-	*	*	*
Rice	-	-	-	-	-	-	-	-	-
Masho	-	-	-	-	-	-	-	-	-
Pulses	*	*	*	*	*	*	1208	*	17
Horse / Faba beans	-	-	-	-	-	-	*	*	*
Field Peas	-	-	-	-	-	-	-	-	-
Haricot beans white	*	*	*	*	*	*	*	*	*
Haricot beans red	*	*	*	-	-	-	*	*	*
Chick peas	-	-	-	-	-	-	*	*	*
Lentils	-	-	-	*	*	*	*	*	*
Vetch / Grass peas	-	-	-	-	-	-	-	-	-
Soya beans	-	-	-	-	-	-	-	-	-
Fenugreek	-	-	-	-	-	-	*	*	*
Gibto	-	-	-	-	-	-	-	-	-
Oilseeds	2877	497	260	3022	646	957	12806	2952	3484
Neug	-	-	-	-	-	-	-	-	-
Linseed	*	*	*	-	-	-	*	*	*
Groundnuts	2798	488	251	3022	622	889	12659	2873	3470
Safflower	-	-	-	-	-	-	-	-	-
Sesame	*	*	*	*	*	*	*	*	*
Rapeseed	-	-	-	-	-	-	-	-	-
Vegetables	*	*	*	*	*	*	1506	*	*
Lettuce	-	-	-	-	-	-	-	-	-
Head cabbage	-	-	-	-	-	-	285	*	*
Ethiopian cabbage	-	-	-	*	*	*	*	*	*
Tomatoes	*	*	*	*	*	*	*	*	*
Green peppers	*	*	*	-	-	-	233	*	*
Red peppers	-	-	-	-	-	-	*	*	*
Swiss chard	-	-	-	-	-	-	*	*	*
Root crops	778	29	22	1171	*	*	5433	194	-
Beetroot	-	-	-	-	-	-	-	-	-
Carrot	-	-	-	-	-	-	-	-	-
Onion	-	-	-	-	-	-	-	-	-
Potatoes	-	-	-	221	*	*	740	16	-
Yam	-	-	-	-	-	-	-	-	-
Garlic	-	-	-	-	-	-	-	-	-
Taro 'Godere'	-	-	-	-	-	-	-	-	-
Sweet potatoes	778	29	22	949	*	*	4817	178	-
Other Temporary	325	3	*	457	6	18	5900	58	-
Permanent crops							7328	350	
Avocado							-	-	-
Bananas							1971	12	
Guava							*	*	
Lemons							1609	22	
Mangoes							5286	284	
Oranges							*	*	
Papayas							928	28	
Pineapples							-	-	
Stimulant							18725	3858	
Chat							18725	3818	
Coffee							1307	39	
Hops / 'Gesho'							*	*	
Enset							-	-	
Sugar cane							3100	*	
Other permanent							1431	4	

(Table 1.8 Cont'd.)

Harari Region

Crop type	IMPROVED SEED			PESTICIDE		IRRIGATION		EXTENSION PACKAGE	
	Holder	Hectare	Quintal	Holder	Hectare	Holder	Hectare	Holder	Hectare
All	2653	191	185	4402	882	7856	1592	11553	4612
Cereals	1878	155	185	*	*	4721	564	11390	2444
Teff	-	-	-	-	-	-	-	-	-
Barley	-	-	-	-	-	-	-	*	*
Wheat	*	*	*	-	-	-	-	651	68
Maize	1622	101	95	*	*	3622	196	8206	609
Sorghum	*	*	*	*	*	3374	368	9958	1741
Finger millet	-	-	-	-	-	-	-	-	-
Oats / 'Aja'	-	-	-	-	-	-	-	-	-
Rice	-	-	-	-	-	-	-	-	-
Masho	-	-	-	-	-	-	-	-	-
Pulses	-	-	-	-	-	-	-	*	*
Horse / Faba beans	-	-	-	-	-	-	-	*	*
Field Peas	-	-	-	-	-	-	-	-	-
Haricot beans white	-	-	-	-	-	-	-	*	*
Haricot beans red	-	-	-	-	-	-	-	-	-
Chick peas	-	-	-	-	-	-	-	-	-
Lentils	-	-	-	-	-	-	-	*	*
Vetch / Grass peas	-	-	-	-	-	-	-	-	-
Soya beans	-	-	-	-	-	-	-	-	-
Fenugreek	-	-	-	-	-	-	-	-	-
Gibto	-	-	-	-	-	-	-	-	-
Oilseeds	*	*	*	-	-	*	*	2515	413
Neug	-	-	-	-	-	-	-	-	-
Linseed	-	-	-	-	-	-	-	*	*
Groundnuts	*	*	*	-	-	*	*	2436	411
Safflower	-	-	-	-	-	-	-	-	-
Sesame	-	-	-	-	-	-	-	*	*
Rapeseed	-	-	-	-	-	-	-	-	-
Vegetables	*	*	-	*	*	856	*	*	*
Lettuce	-	-	-	-	-	-	-	-	-
Head cabbage	-	-	-	-	-	*	*	-	-
Ethiopian cabbage	-	-	-	-	-	-	-	*	*
Tomatoes	*	*	-	*	*	*	*	-	-
Green peppers	-	-	-	-	-	*	*	*	*
Red peppers	-	-	-	-	-	*	*	-	-
Swiss chard	-	-	-	-	-	-	-	-	-
Root crops	-	-	-	*	*	1983	86	1081	27
Beetroot	-	-	-	-	-	-	-	-	-
Carrot	-	-	-	-	-	-	-	-	-
Onion	-	-	-	-	-	-	-	-	-
Potatoes	-	-	-	-	-	*	*	*	*
Yam	-	-	-	-	-	-	-	-	-
Garlic	-	-	-	-	-	-	-	-	-
Taro 'Godere'	-	-	-	-	-	-	-	-	-
Sweet potatoes	-	-	-	*	*	1826	84	978	26
Other Temporary	*	*	-	*	*	*	*	690	8
Permanent crops	-	-	-	*	*	2423	*	1197	87
Avocado	-	-	-	-	-	-	-	-	-
Bananas	-	-	-	-	-	445	*	*	*
Guava	-	-	-	*	*	-	-	-	-
Lemons	-	-	-	-	-	*	*	*	*
Mangoes	-	-	-	-	-	*	*	918	76
Oranges	-	-	-	-	-	-	-	-	-
Papayas	-	-	-	*	*	*	*	-	-
Pineapples	-	-	-	-	-	-	-	-	-
Stimulant	*	*	-	3975	694	5285	615	9781	1626
Chat	-	-	-	3975	693	5128	605	9741	1621
Coffee	*	*	-	*	*	*	*	*	*
Hops / 'Gesho'	-	-	-	-	-	*	*	-	-
Enset	-	-	-	-	-	-	-	-	-
Sugar cane	-	-	-	-	-	*	*	*	*
Other permanent	-	-	-	-	-	308	1	*	*

Table1.10 Number of Holders, Inputs Applied Area and Quantity of Inputs used

Crop type	All Crop Area	All Fertilizers		Natural		DAP		
		Hectare	Quintal	Holder	Hectare	Holder	Hectare	Quintal
<i>All</i>	13431	4266	157	14854	3937	*	*	*
<i>Cereals</i>	10390	2977	68	13670	2772	*	*	*
<i>Teff</i>	-	-	-	-	-	-	-	-
<i>Barley</i>	*	*	-	*	*	-	-	-
<i>Wheat</i>	*	*	*	*	*	*	*	*
<i>Maize</i>	316	131	10	4367	120	*	*	*
<i>Sorghum</i>	10002	2825	57	12883	2633	*	*	*
<i>Finger millet</i>	-	-	-	-	-	-	-	-
<i>Oats / 'Aja'</i>	-	-	-	-	-	-	-	-
<i>Rice</i>	-	-	-	-	-	-	-	-
<i>Masho</i>	-	-	-	-	-	-	-	-
<i>Pulses</i>	736	339	*	6087	300	*	*	*
<i>Horse / Faba beans</i>	-	-	-	-	-	-	-	-
<i>Field Peas</i>	*	*	*	-	-	*	*	*
<i>Haricot beans white</i>	311	169	*	2714	138	*	*	*
<i>Haricot beans red</i>	423	169	*	3532	161	-	-	-
<i>Chick peas</i>	*	*	-	*	*	-	-	-
<i>Lentils</i>	-	-	-	-	-	-	-	-
<i>Vetch / Grass peas</i>	-	-	-	-	-	-	-	-
<i>Soya beans</i>	-	-	-	-	-	-	-	-
<i>Fenugreek</i>	*	*	-	*	*	-	-	-
<i>Gibto</i>	-	-	-	-	-	-	-	-
<i>Oilseeds</i>	367	*	*	1480	*	-	-	-
<i>Neug</i>	-	-	-	-	-	-	-	-
<i>Linseed</i>	-	-	-	-	-	-	-	-
<i>Groundnuts</i>	*	*	*	*	*	-	-	-
<i>Safflower</i>	-	-	-	-	-	-	-	-
<i>Sesame</i>	107	*	*	*	*	-	-	-
<i>Rapeseed</i>	*	*	*	*	*	-	-	-
<i>Vegetables</i>	103	80	*	2337	75	*	*	*
<i>Lettuce</i>	-	-	-	-	-	-	-	-
<i>Head cabbage</i>	-	-	-	-	-	-	-	-
<i>Ethiopian cabbage</i>	*	*	-	*	*	-	-	-
<i>Tomatoes</i>	94	74	*	2095	69	*	*	*
<i>Green peppers</i>	*	*	*	*	*	-	-	-
<i>Red peppers</i>	-	-	-	-	-	-	-	-
<i>Swiss chard</i>	-	-	-	-	-	-	-	-
<i>Root crops</i>	159	105	*	3085	75	*	*	*
<i>Beetroot</i>	-	-	-	-	-	-	-	-
<i>Carrot</i>	-	-	-	-	-	-	-	-
<i>Onion</i>	*	*	*	*	*	*	*	*
<i>Potatoes</i>	*	*	*	*	*	-	-	-
<i>Yam</i>	-	-	-	-	-	-	-	-
<i>Garlic</i>	-	-	-	-	-	-	-	-
<i>Taro 'Godere'</i>	-	-	-	-	-	-	-	-
<i>Sweet potatoes</i>	78	55	-	2290	55	-	-	-
<i>Other Temporary</i>	16	13	*	1365	*	-	-	-
<i>Permanent crops</i>	157	*	-	3493	*	-	-	-
<i>Avocado</i>	-	-	-	-	-	-	-	-
<i>Bananas</i>	2	*	-	571	*	-	-	-
<i>Guava</i>	16	10	-	1164	10	-	-	-
<i>Lemons</i>	2	*	-	*	*	-	-	-
<i>Mangoes</i>	*	*	-	641	*	-	-	-
<i>Oranges</i>	*	*	-	*	*	-	-	-
<i>Papayas</i>	43	21	-	1873	21	-	-	-
<i>Pineapples</i>	-	-	-	-	-	-	-	-
<i>Stimulant</i>	1218	467	-	8285	431	-	-	-
<i>Chat</i>	1082	406	-	7032	371	-	-	-
<i>Coffee</i>	136	62	-	2219	60	-	-	-
<i>Hops / 'Geshe'</i>	-	-	-	-	-	-	-	-
<i>Enset</i>	-	-	-	-	-	-	-	-
<i>Sugar cane</i>	-	-	-	-	-	-	-	-
<i>Other permanent</i>	*	*	-	2101	*	-	-	-

(Table 1.10 cont'd.)

Crop type	UREA			UREA + DAP			INDIGENOUS SEED		
	Holder	Hectare	Quintal	Holder	Hectare	Quintal	Holder	Hectare	Quintal
<i>All</i>	1336	*	*	*	*	*	25243	12764	2498
<i>Cereals</i>	821	*	*	*	*	*	24914	10077	2279
<i>Teff</i>	-	-	-	-	-	-	-	-	-
<i>Barley</i>	-	-	-	-	-	-	*	*	*
<i>Wheat</i>	*	*	*	-	-	-	*	*	*
<i>Maize</i>	*	*	*	*	*	*	7521	292	138
<i>Sorghum</i>	708	*	*	*	*	*	24419	9743	2098
<i>Finger millet</i>	-	-	-	-	-	-	-	-	-
<i>Oats / 'Aja'</i>	-	-	-	-	-	-	-	-	-
<i>Rice</i>	-	-	-	-	-	-	-	-	-
<i>Masho</i>	-	-	-	-	-	-	-	-	-
<i>Pulses</i>	*	*	*	*	*	*	11449	727	136
<i>Horse / Faba beans</i>	-	-	-	-	-	-	-	-	-
<i>Field Peas</i>	-	-	-	-	-	-	*	*	*
<i>Haricot beans white</i>	*	*	*	*	*	*	4931	303	134
<i>Haricot beans red</i>	*	*	*	*	*	*	6935	423	-
<i>Chick peas</i>	-	-	-	-	-	-	-	-	-
<i>Lentils</i>	-	-	-	-	-	-	-	-	-
<i>Vetch / Grass peas</i>	-	-	-	-	-	-	-	-	-
<i>Soya beans</i>	-	-	-	-	-	-	-	-	-
<i>Fenugreek</i>	-	-	-	-	-	-	*	*	*
<i>Gibto</i>	-	-	-	-	-	-	-	-	-
<i>Oilseeds</i>	*	*	*	-	-	-	5172	367	84
<i>Neug</i>	-	-	-	-	-	-	-	-	-
<i>Linseed</i>	-	-	-	-	-	-	-	-	-
<i>Groundnuts</i>	*	*	*	-	-	-	2216	*	*
<i>Safflower</i>	-	-	-	-	-	-	-	-	-
<i>Sesame</i>	*	*	*	-	-	-	2907	107	12
<i>Rapeseed</i>	*	*	*	-	-	-	*	*	*
<i>Vegetables</i>	*	*	*	-	-	-	2952	94	-
<i>Lettuce</i>	-	-	-	-	-	-	-	-	-
<i>Head cabbage</i>	-	-	-	-	-	-	-	-	-
<i>Ethiopian cabbage</i>	-	-	-	-	-	-	*	*	*
<i>Tomatoes</i>	*	*	*	-	-	-	2538	84	-
<i>Green peppers</i>	*	*	*	-	-	-	*	*	-
<i>Red peppers</i>	-	-	-	-	-	-	-	-	-
<i>Swiss chard</i>	-	-	-	-	-	-	-	-	-
<i>Root crops</i>	*	*	*	*	*	*	4326	124	-
<i>Beetroot</i>	-	-	-	-	-	-	-	-	-
<i>Carrot</i>	-	-	-	-	-	-	-	-	-
<i>Onion</i>	*	*	*	-	-	-	849	*	-
<i>Potatoes</i>	*	*	*	*	*	*	*	*	-
<i>Yam</i>	-	-	-	-	-	-	-	-	-
<i>Garlic</i>	-	-	-	-	-	-	-	-	-
<i>Taro 'Godere'</i>	-	-	-	-	-	-	-	-	-
<i>Sweet potatoes</i>	-	-	-	-	-	-	3292	78	-
<i>Other Temporary</i>	*	*	*	-	-	-	1587	*	-
<i>Permanent crops</i>							4381	*	
<i>Avocado</i>							-	-	
<i>Bananas</i>							475	*	
<i>Guava</i>							1768	12	
<i>Lemons</i>							478	*	
<i>Mangoes</i>							1347	*	
<i>Oranges</i>							*	*	
<i>Papayas</i>							1799	38	
<i>Pineapples</i>							-	-	
<i>Stimulant</i>							10533	952	
<i>Chat</i>							9682	863	
<i>Coffee</i>							3156	89	
<i>Hops / 'Gesho'</i>							-	-	
<i>Enset</i>							-	-	
<i>Sugar cane</i>							-	-	
<i>Other permanent</i>							2979	*	

(Table 1.10 Cont'd.)

Crop type	IMPROVED SEED			PESTICIDE		IRRIGATION		EXTENSION PACKAGE	
	Holder	Hectare	Quintal	Holder	Hectare	Holder	Hectare	Holder	Hectare
<i>All</i>	4004	388	68	770	*	7124	1760	1016	124
<i>Cereals</i>	2147	309	65	322	*	6296	902	907	93
<i>Teff</i>	-	-	-	-	-	-	-	-	-
<i>Barley</i>	*	*	*	-	-	-	-	-	-
<i>Wheat</i>	*	*	*	-	-	*	*	-	-
<i>Maize</i>	864	24	16	-	-	1944	64	419	*
<i>Sorghum</i>	1438	*	*	322	*	5698	837	907	85
<i>Finger millet</i>	-	-	-	-	-	-	-	-	-
<i>Oats / 'Aja'</i>	-	-	-	-	-	-	-	-	-
<i>Rice</i>	-	-	-	-	-	-	-	-	-
<i>Masho</i>	-	-	-	-	-	-	-	-	-
<i>Pulses</i>	*	*	*	-	-	654	9	*	*
<i>Horse / Faba beans</i>	-	-	-	-	-	-	-	-	-
<i>Field Peas</i>	-	-	-	-	-	-	-	-	-
<i>Haricot beans white</i>	*	*	*	-	-	308	*	*	*
<i>Haricot beans red</i>	-	-	-	-	-	412	*	*	*
<i>Chick peas</i>	*	*	*	-	-	-	-	-	-
<i>Lentils</i>	-	-	-	-	-	-	-	-	-
<i>Vetch / Grass peas</i>	-	-	-	-	-	-	-	-	-
<i>Soya beans</i>	-	-	-	-	-	-	-	-	-
<i>Fenugreek</i>	-	-	-	-	-	-	-	-	-
<i>Gibto</i>	-	-	-	-	-	-	-	-	-
<i>Oilseeds</i>	-	-	-	-	-	*	*	*	*
<i>Neug</i>	-	-	-	-	-	-	-	-	-
<i>Linseed</i>	-	-	-	-	-	-	-	-	-
<i>Groundnuts</i>	-	-	-	-	-	-	-	-	-
<i>Safflower</i>	-	-	-	-	-	-	-	-	-
<i>Sesame</i>	-	-	-	-	-	*	*	*	*
<i>Rapeseed</i>	-	-	-	-	-	-	-	-	-
<i>Vegetables</i>	*	*	-	*	*	1239	48	*	*
<i>Lettuce</i>	-	-	-	-	-	-	-	-	-
<i>Head cabbage</i>	-	-	-	-	-	-	-	-	-
<i>Ethiopian cabbage</i>	-	-	-	-	-	-	-	-	-
<i>Tomatoes</i>	*	*	-	*	*	1126	*	*	*
<i>Green peppers</i>	-	-	-	-	-	*	*	-	-
<i>Red peppers</i>	-	-	-	-	-	-	-	-	-
<i>Swiss chard</i>	-	-	-	-	-	-	-	-	-
<i>Root crops</i>	*	*	-	-	-	1179	*	*	*
<i>Beetroot</i>	-	-	-	-	-	-	-	-	-
<i>Carrot</i>	-	-	-	-	-	-	-	-	-
<i>Onion</i>	*	*	-	-	-	*	*	*	*
<i>Potatoes</i>	-	-	-	-	-	*	*	-	-
<i>Yam</i>	-	-	-	-	-	-	-	-	-
<i>Garlic</i>	-	-	-	-	-	-	-	-	-
<i>Taro 'Godere'</i>	-	-	-	-	-	-	-	-	-
<i>Sweet potatoes</i>	-	-	-	-	-	*	*	-	-
<i>Other Temporary</i>	*	*	-	-	-	-	-	-	-
<i>Permanent crops</i>				*	*	3252	*	-	-
<i>Avocado</i>	-	-	-	-	-	-	-	-	-
<i>Bananas</i>	-	-	-	-	-	584	*	-	-
<i>Guava</i>	-	-	-	-	-	*	5	-	-
<i>Lemons</i>	-	-	-	-	-	412	*	-	-
<i>Mangoes</i>	-	-	-	*	*	*	*	-	-
<i>Oranges</i>	-	-	-	*	*	*	*	-	-
<i>Papayas</i>	-	-	-	-	-	1530	27	-	-
<i>Pineapples</i>	-	-	-	-	-	-	-	-	-
<i>Stimulant</i>	645	19	-	*	*	5708	392	*	*
<i>Chat</i>	-	-	-	*	*	3584	275	*	*
<i>Coffee</i>	592	17	-	-	-	3917	117	*	*
<i>Hops / 'Gesho'</i>	-	-	-	-	-	-	-	-	-
<i>Enset</i>	-	-	-	-	-	-	-	-	-
<i>Sugar cane</i>	-	-	-	-	-	-	-	-	-
<i>Other permanent</i>				*	*	2230	*	*	*

Table 2. Number of Holders Applying Inputs by Educational Status

Ethiopia

Educational Status of Holders	Holdings	Fertilizer	Improved seed	Pesticide	Irrigation
Illiterate	8936279	4712498	1672504	2147119	707390
Literate (informal)	1318157	900077	327858	413156	160364
Grades 1 – 3	1825948	1097838	430636	561855	138615
Grades 4 – 6	1901983	1171136	435263	616408	123790
Grades 7 – 8	764694	515587	211303	265034	52418
Grades 9 – 11	442895	292223	97855	150559	23693
Grade 12 complete	58216	38822	18847	22616	1575
Above grade 12	99988	66886	28884	32852	3401
Total	15348160	8795068	3223149	4209599	1211247

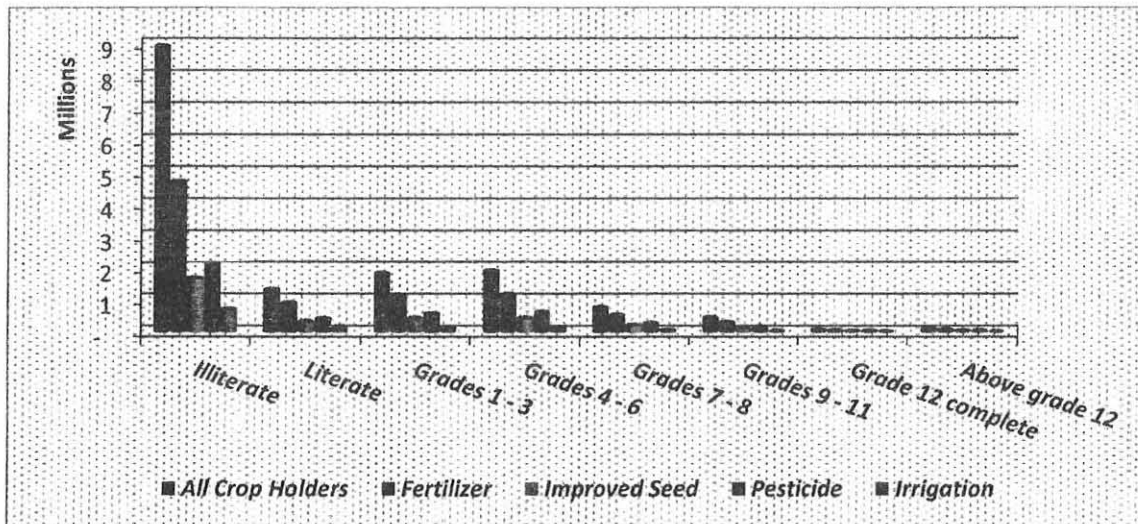


Figure 5: Number of holders applying inputs by educational level at national level

Table 2.1 Number of Holders Applying Inputs by Educational Status

Tigray Region						
Educational Status of Holders	Holders	Fertilizer	Improved seed	Pesticide	Irrigation	
Illiterate	579982	405765	62435	114941	80651	
Literate (informal)	117125	94942	16550	27769	22835	
Grades 1 – 3	109637	85799	19540	29615	18724	
Grades 4 – 6	86982	66056	17487	19279	15585	
Grades 7 – 8	36926	29752	6868	8908	8404	
Grades 9 – 11	19262	14803	2378	4348	3000	
Grade 12 complete	*	*	*	*	*	
Above grade 12	3072	2027	*	*	*	
Total	954883	699894	125910	205981	150287	

Table 2.1.1 Number of Holders Applying Inputs by Educational Status

North West Tigray						
Educational Status of Holders	Holders	Fertilizer	Improved seed	Pesticide	Irrigation	
Illiterate	111515	79254	7490	28184	14147	
Literate (informal)	18774	17214	*	5572	3958	
Grades 1 – 3	26757	22586	3788	9097	4949	
Grades 4 – 6	13562	10902	2276	3179	*	
Grades 7 – 8	6021	4522	*	*	*	
Grades 9 – 11	*	*	*	-	*	
Grade 12 complete	-	-	-	-	-	
Above grade 12	*	*	-	-	-	
Total	178396	135951	16522	46683	26559	

Table 2.1.2 Number of Holders Applying Inputs by Educational Status

Central Tigray						
Educational Status of Holders	Holders	Fertilizer	Improved seed	Pesticide	Irrigation	
Illiterate	144265	110659	21463	42660	19334	
Literate (informal)	34719	28450	6073	11732	6997	
Grades 1 – 3	38730	33864	8112	12731	6956	
Grades 4 – 6	30900	27357	7566	9651	5324	
Grades 7 – 8	15001	13106	2335	6093	2885	
Grades 9 – 11	9306	7728	*	3747	*	
Grade 12 complete	*	*	-	*	-	
Above grade 12	*	*	*	*	-	
Total	274384	222627	47138	87734	41846	

Table 2.1.3 Number of Holders Applying Inputs by Educational Status

East Tigray						
Educational Status of Holders	Holders	Fertilizer	Improved seed	Pesticide	Irrigation	
Illiterate	113030	94926	14989	13487	16066	
Literate (informal)	22553	19854	5418	4875	3159	
Grades 1 – 3	17483	13473	3853	*	2825	
Grades 4 – 6	13435	10100	2379	*	2283	
Grades 7 – 8	6037	5352	*	-	*	
Grades 9 – 11	1827	1827	-	-	*	
Grade 12 complete	-	-	-	-	-	
Above grade 12	*	*	-	-	*	
Total	174742	145909	28381	19810	27111	

Table 2.1.4 Number of Holders Applying Inputs by Educational Status

South Tigray					
Educational Status of Holders	Holders	Fertilizer	Improved seed	Pesticide	Irrigation
Illiterate	141233	95630	16754	11342	28809
Literate (informal)	30740	25079	3253	*	8391
Grades 1 – 3	11844	7922	2709	*	2721
Grades 4 – 6	18309	12137	4852	*	5383
Grades 7 – 8	6185	5210	*	*	2682
Grades 9 – 11	4797	2853	*	-	1495
Grade 12 complete	*	-	-	-	-
Above grade 12	*	*	-	-	*
Total	215233	149081	29992	16228	49941

Table 2.1.5 Number of Holders Applying Inputs by Educational Status

Western Tigray					
Educational Status of Holders	Holders	Fertilizer	Improved seed	Pesticide	Irrigation
Illiterate	69939	25297	1739	19269	2295
Literate (informal)	10339	4345	*	3074	*
Grades 1 – 3	14824	7954	1079	6609	1274
Grades 4 – 6	10775	5559	*	4381	*
Grades 7 – 8	3682	1561	-	1592	*
Grades 9 – 11	1843	1201	-	*	*
Grade 12 complete	*	*	*	-	*
Above grade 12	*	-	-	-	-
Total	112128	46326	3877	35526	4831

Table 2.2 Number of Holders Applying Inputs by Educational Status

Afar Region					
Educational Status of Holders	Holders	Fertilizer	Improved seed	Pesticide	Irrigation
Illiterate	14403	*	1093	*	10528
Literate (informal)	*	-	*	*	*
Grades 1 – 3	293	-	*	-	293
Grades 4 – 6	408	-	*	-	408
Grades 7 – 8	*	-	-	-	*
Grades 9 – 11	*	-	*	-	*
Grade 12 complete	*	-	-	-	*
Above grade 12	-	-	-	-	-
Total	16642	*	1874	*	12626

Table 2.2.1 Number of Holders Applying Inputs by Educational Status

Zone 1					
Educational Status of Holders	Holders	Fertilizer	Improved seed	Pesticide	Irrigation
Illiterate	8410	-	581	-	8105
Literate (informal)	*	-	*	*	*
Grades 1 – 3	153	-	*	-	153
Grades 4 – 6	268	-	-	-	268
Grades 7 – 8	*	-	-	-	*
Grades 9 – 11	*	-	*	-	*
Grade 12 complete	*	-	-	-	*
Above grade 12	-	-	-	-	-
Total	9965	-	1117	*	9660

Table 2.2.2 Number of Holders Applying Inputs by Educational Status

Zone 3

Educational Status of Holders	Holders	Fertilizer	Improved seed	Pesticide	Irrigation
Illiterate	5992	*	*	*	*
Literate (informal)	*	-	*	-	*
Grades 1 – 3	*	-	*	-	*
Grades 4 – 6	*	-	*	-	*
Grades 7 – 8	*	-	-	-	*
Grades 9 – 11	*	-	*	-	*
Grade 12 complete	-	-	-	-	-
Above grade 12	-	-	-	-	-
Total	6677	*	*	*	2966

Table 2.3 Number of Holders Applying Inputs by Educational Status

Amhara Region

Educational Status of Holders	Holders	Fertilizer	Improved seed	Pesticide	Irrigation
Illiterate	2872617	1557199	674942	525920	376003
Literate (informal)	699381	499495	214645	168080	99890
Grades 1 – 3	270468	185848	85050	66540	47156
Grades 4 – 6	288826	204718	86046	70826	42704
Grades 7 – 8	88461	70472	30074	20985	15231
Grades 9 – 11	51620	42459	14993	13729	6861
Grade 12 complete	7062	3657	*	-	*
Above grade 12	11651	7450	2925	*	-
Total	4290085	2571299	1110022	867553	588436

Table 2.3.1 Number of Holders Applying Inputs by Educational Status

North Gonder

Educational Status of Holders	Holders	Fertilizer	Improved seed	Pesticide	Irrigation
Illiterate	501625	253125	99434	127386	27471
Literate (informal)	108131	66102	26400	22157	7924
Grades 1 – 3	38527	23924	11459	13230	4194
Grades 4 – 6	38671	21029	8316	11201	*
Grades 7 – 8	5484	2949	*	*	-
Grades 9 – 11	6595	*	*	*	-
Grade 12 complete	*	-	-	-	-
Above grade 12	*	*	-	*	-
Total	702675	371492	148602	179390	40949

Table 2.3.2 Number of Holders Applying Inputs by Educational Status

South Gonder

Educational Status of Holders	Holders	Fertilizer	Improved seed	Pesticide	Irrigation
Illiterate	351143	188316	35974	56239	20708
Literate (informal)	79826	56941	8325	20020	6256
Grades 1 – 3	22682	14333	*	3745	*
Grades 4 – 6	25426	18055	*	7781	*
Grades 7 – 8	7562	5285	*	*	*
Grades 9 – 11	7868	6714	*	2961	-
Grade 12 complete	-	-	-	-	-
Above grade 12	-	-	-	-	-
Total	494507	289644	54841	92146	32359

Table 2.3.3 Number of Holders Applying Inputs by Educational Status

North Wolo						
Educational Status of Holders	Holders	Fertilizer	Improved seed	Pesticide	Irrigation	
Illiterate	236697	85425	17420	14956	42345	
Literate (informal)	52185	29318	8824	7308	14007	
Grades 1 – 3	18223	11071	3417	*	5116	
Grades 4 – 6	29898	17086	5235	3359	4788	
Grades 7 – 8	4869	*	*	*	*	
Grades 9 – 11	*	*	*	*	*	
Grade 12 complete	-	-	-	-	-	
Above grade 12	*	*	*	-	-	
Total	343612	146204	37475	29186	67965	

Table 2.3.4 Number of Holders Applying Inputs by Educational Status

South Wolo						
Educational Status of Holders	Holders	Fertilizer	Improved seed	Pesticide	Irrigation	
Illiterate	371624	184728	23428	31738	43902	
Literate (informal)	115303	67615	*	*	8946	
Grades 1 – 3	48179	28650	5185	*	6877	
Grades 4 – 6	45121	33182	7355	*	*	
Grades 7 – 8	18277	13637	4405	*	*	
Grades 9 – 11	10201	9287	*	-	-	
Grade 12 complete	3694	*	-	-	-	
Above grade 12	*	*	-	-	-	
Total	616407	341454	52952	53880	66956	

Table 2.3.5 Number of Holders Applying Inputs by Educational Status

North Shewa						
Educational Status of Holders	Holders	Fertilizer	Improved seed	Pesticide	Irrigation	
Illiterate	327569	153584	14527	80303	58313	
Literate (informal)	87396	63689	6428	29310	14681	
Grades 1 – 3	52914	35139	4079	13239	10228	
Grades 4 – 6	49964	36616	4858	13310	10791	
Grades 7 – 8	19299	16517	3762	6374	4739	
Grades 9 – 11	10711	9094	-	*	*	
Grade 12 complete	*	*	*	-	-	
Above grade 12	-	-	-	-	-	
Total	548926	315124	34138	145928	102238	

Table 2.3.6 Number of Holders Applying Inputs by Educational Status

East Gojjam						
Educational Status of Holders	Holders	Fertilizer	Improved seed	Pesticide	Irrigation	
Illiterate	374274	236413	129275	48371	46529	
Literate (informal)	106138	89211	44929	20574	12832	
Grades 1 – 3	31543	26030	18245	7691	7501	
Grades 4 – 6	39024	32181	14082	8284	5930	
Grades 7 – 8	15613	14263	*	*	3152	
Grades 9 – 11	9311	9311	5327	*	*	
Grade 12 complete	-	-	-	-	-	
Above grade 12	*	*	-	-	-	
Total	577411	408287	216665	91196	76517	

Table 2.3.7 Number of Holders Applying Inputs by Educational Status

West Gojjam

Educational Status of Holders	Holders	Fertilizer	Improved seed	Pesticide	Irrigation
Illiterate	366678	314749	265138	120592	79293
Literate (informal)	107370	103375	92639	44068	28498
Grades 1 – 3	31993	31419	28289	16875	7217
Grades 4 – 6	33517	29046	28327	17365	9142
Grades 7 – 8	10121	10121	8016	*	-
Grades 9 – 11	*	*	2300	*	*
Grade 12 complete	*	-	-	-	*
Above grade 12	*	*	*	*	-
Total	554488	492928	426037	205871	127064

Table 2.3.8 Number of Holders Applying Inputs by Educational Status

Waghamera

Educational Status of Holders	Holders	Fertilizer	Improved seed	Pesticide	Irrigation
Illiterate	83835	7250	4185	1919	3058
Literate (informal)	7727	*	*	-	*
Grades 1 – 3	8304	1833	892	*	*
Grades 4 – 6	8872	1989	*	*	*
Grades 7 – 8	1162	*	-	-	-
Grades 9 – 11	978	*	*	*	-
Grade 12 complete	-	-	-	-	-
Above grade 12	*	-	*	-	-
Total	111136	12333	6689	3000	4525

Table 2.3.9 Number of Holders Applying Inputs by Educational Status

Awji

Educational Status of Holders	Holders	Fertilizer	Improved seed	Pesticide	Irrigation
Illiterate	163774	125355	79530	23099	40234
Literate (informal)	26655	21976	16385	9423	4015
Grades 1 – 3	14577	12452	9537	5489	3357
Grades 4 – 6	14887	14203	12230	3779	2239
Grades 7 – 8	5575	5324	4309	*	1694
Grades 9 – 11	1552	*	*	-	-
Grade 12 complete	*	*	*	-	-
Above grade 12	*	*	*	-	-
Total	229199	182365	124638	42280	51540

Table 2.3.10 Number of Holders Applying Inputs by Educational Status

Oromia Zone

Educational Status of Holders	Holders	Fertilizer	Improved seed	Pesticide	Irrigation
Illiterate	90115	8031	5852	20225	14024
Literate (informal)	7827	*	*	1171	*
Grades 1 – 3	3419	*	*	*	*
Grades 4 – 6	3217	1316	1013	*	*
Grades 7 – 8	*	*	*	-	*
Grades 9 – 11	*	-	-	*	-
Grade 12 complete	-	-	-	-	-
Above grade 12	-	-	-	-	-
Total	105149	11137	7744	23254	18066

Table 2.3.11 Number of Holders Applying Inputs by Educational Status

Aregoba Special Zone

Educational Status of Holders	Holders	Fertilizer	Improved seed	Pesticide	Irrigation
Illiterate	5281	222	178	1091	126
Literate (informal)	822	93	64	221	103
Grades 1 – 3	106	-	-	*	-
Grades 4 – 6	229	*	-	*	-
Grades 7 – 8	120	-	-	*	*
Grades 9 – 11	*	-	-	-	-
Grade 12 complete	-	-	-	-	-
Above grade 12	-	-	-	-	-
Total	6573	331	242	1422	257

Table 2.4 Number of Holders Applying Inputs by Educational Status

Oromia Region

Educational Status of Holders	Holders	Fertilizer	Improved seed	Pesticide	Irrigation
Illiterate	3005548	1803509	565208	1152021	166181
Literate (informal)	376419	259274	74083	200216	28411
Grades 1 – 3	833652	574434	227740	377764	42929
Grades 4 – 6	823320	572750	208340	393827	36650
Grades 7 – 8	369300	276874	115261	187478	19858
Grades 9 – 11	204521	152891	60201	108056	6322
Grade 12 complete	24421	20289	8681	17962	*
Above grade 12	48485	39280	18956	22482	*
Total	5685666	3699301	1278471	2459807	302321

Table 2.4.1 Number of Holders Applying Inputs by Educational Status

West Welega

Educational Status of Holders	Holders	Fertilizer	Improved seed	Pesticide	Irrigation
Illiterate	136228	75804	42628	27879	*
Literate (informal)	11757	4379	3613	3188	-
Grades 1 – 3	57120	38385	22239	12544	*
Grades 4 – 6	54234	35369	17132	13928	*
Grades 7 – 8	26420	16696	10580	6951	*
Grades 9 – 11	19108	14338	8256	6212	-
Grade 12 complete	2981	1599	1240	*	-
Above grade 12	4663	2407	2093	1531	-
Total	312510	188978	107782	72883	2943

Table 2.4.2 Number of Holders Applying Inputs by Educational Status

East Welega

Educational Status of Holders	Holders	Fertilizer	Improved seed	Pesticide	Irrigation
Illiterate	125243	80204	50465	47266	*
Literate (informal)	9075	7023	5588	3969	*
Grades 1 – 3	35767	25061	20019	11529	*
Grades 4 – 6	34027	25348	16556	12667	*
Grades 7 – 8	17417	13202	8406	8905	*
Grades 9 – 11	9276	8048	4710	4833	-
Grade 12 complete	*	*	-	*	-
Above grade 12	3307	2224	1779	*	-
Total	234719	161397	107523	90612	5569

Table 2.4.3 Number of Holders Applying Inputs by Educational Status

Illubabor					
Educational Status of Holders	Holders	Fertilizer	Improved seed	Pesticide	Irrigation
Illiterate	144678	69261	43767	45185	*
Literate (informal)	8785	4532	2752	3732	-
Grades 1 – 3	54578	34379	18722	25479	*
Grades 4 – 6	54124	30855	21883	22336	-
Grades 7 – 8	24329	15421	11022	8206	*
Grades 9 – 11	13715	8021	6101	5874	-
Grade 12 complete	1164	1164	1164	*	-
Above grade 12	2832	2030	1184	*	-
Total	304207	165662	106596	112026	*

Table 2.4.4 Number of Holders Applying Inputs by Educational Status

Jimma					
Educational Status of Holders	Holders	Fertilizer	Improved seed	Pesticide	Irrigation
Illiterate	375066	235342	132742	206236	*
Literate (informal)	61420	43632	20545	43196	*
Grades 1 – 3	69200	54844	39910	43257	*
Grades 4 – 6	62188	50068	31942	35390	*
Grades 7 – 8	22335	14371	8059	10887	-
Grades 9 – 11	6987	5680	3487	3459	-
Grade 12 complete	*	*	-	*	-
Above grade 12	*	*	*	*	-
Total	599505	406245	237851	343568	3630

Table 2.4.5 Number of Holders Applying Inputs by Educational Status

West Shewa					
Educational Status of Holders	Holders	Fertilizer	Improved seed	Pesticide	Irrigation
Illiterate	243662	174755	48809	152421	*
Literate (informal)	32057	24688	8828	21400	2430
Grades 1 – 3	71519	55770	21694	45176	4725
Grades 4 – 6	74069	55738	21837	47850	4853
Grades 7 – 8	30752	27819	11586	22734	2391
Grades 9 – 11	13408	10857	3320	8574	*
Grade 12 complete	3972	3972	*	3972	-
Above grade 12	6828	6361	*	3233	-
Total	476267	359959	121443	305360	28600

Table 2.4.6 Number of Holders Applying Inputs by Educational Status

North Shewa					
Educational Status of Holders	Holders	Fertilizer	Improved seed	Pesticide	Irrigation
Illiterate	220265	130367	6691	72085	7880
Literate (informal)	38174	24517	*	14855	*
Grades 1 – 3	27218	20088	*	8638	*
Grades 4 – 6	23878	16859	*	8954	*
Grades 7 – 8	8882	8882	*	2326	*
Grades 9 – 11	3975	2555	*	1683	-
Grade 12 complete	*	*	*	*	-
Above grade 12	*	*	-	-	-
Total	323371	204246	14261	108878	13507

Table 2.4.7 Number of Holders Applying Inputs by Educational Status

East Shewa					
Educational Status of Holders	Holders	Fertilizer	Improved seed	Pesticide	Irrigation
Illiterate	161285	116854	13538	107748	8328
Literate (informal)	26451	23030	3235	24008	*
Grades 1 – 3	38184	27984	7008	24910	*
Grades 4 – 6	41781	33147	5240	28793	*
Grades 7 – 8	22684	16719	5201	14140	*
Grades 9 – 11	10368	7967	3792	7019	*
Grade 12 complete	*	*	-	*	-
Above grade 12	*	*	*	*	*
Total	303882	228414	39551	207842	13929

Table 2.4.8 Number of Holders Applying Inputs by Educational Status

Arsi					
Educational Status of Holders	Holders	Fertilizer	Improved seed	Pesticide	Irrigation
Illiterate	207526	155793	17782	124052	2772
Literate (informal)	41645	35146	2380	33924	*
Grades 1 – 3	88138	73339	11130	66906	*
Grades 4 – 6	106355	92410	10710	72942	*
Grades 7 – 8	51419	45367	7424	38471	1843
Grades 9 – 11	28436	26961	*	21425	*
Grade 12 complete	4476	4476	*	4476	-
Above grade 12	7754	7241	*	4371	-
Total	535747	440732	56979	366566	9195

Table 2.4.9 Number of Holders Applying Inputs by Educational Status

West Harerge					
Educational Status of Holders	Holders	Fertilizer	Improved seed	Pesticide	Irrigation
Illiterate	210327	106904	9434	24016	37793
Literate (informal)	24378	16201	*	5037	8095
Grades 1 – 3	44417	30075	4331	5347	7630
Grades 4 – 6	33316	23535	4689	6625	5756
Grades 7 – 8	15697	9776	*	5000	2684
Grades 9 – 11	4818	2476	*	*	*
Grade 12 complete	-	-	-	-	-
Above grade 12	*	*	*	*	-
Total	334203	189775	23444	47571	62317

Table 2.4.10 Number of Holders Applying Inputs by Educational Status

East Harerge					
Educational Status of Holders	Holders	Fertilizer	Improved seed	Pesticide	Irrigation
Illiterate	333579	219945	54812	10409	79748
Literate (informal)	38816	29067	8079	*	11765
Grades 1 – 3	61790	47667	15760	*	15786
Grades 4 – 6	54806	41559	14869	2989	13973
Grades 7 – 8	22604	21517	8034	*	5583
Grades 9 – 11	10213	7705	4372	*	*
Grade 12 complete	*	*	-	-	-
Above grade 12	2347	*	-	-	*
Total	525374	369572	105927	18683	130528

Table 2.4.11 Number of Holders Applying Inputs by Educational Status

Bale					
Educational Status of Holders	Holders	Fertilizer	Improved seed	Pesticide	Irrigation
Illiterate	164995	69517	*	77466	4265
Literate (informal)	23296	9539	*	13232	*
Grades 1 – 3	54687	24871	*	32767	*
Grades 4 – 6	55825	28758	2187	35888	*
Grades 7 – 8	22864	16088	-	17322	*
Grades 9 – 11	10279	5676	*	9236	-
Grade 12 complete	1881	1881	-	*	-
Above grade 12	1540	1540	-	1540	*
Total	335367	157871	4307	188987	11714

Table 2.4.12 Number of Holders Applying Inputs by Educational Status

Borena					
Educational Status of Holders	Holders	Fertilizer	Improved seed	Pesticide	Irrigation
Illiterate	55668	*	*	*	-
Literate (informal)	1860	*	-	-	-
Grades 1 – 3	8906	*	*	*	-
Grades 4 – 6	10471	*	1182	*	-
Grades 7 – 8	3973	913	1035	*	-
Grades 9 – 11	2655	-	-	*	-
Grade 12 complete	-	-	-	-	-
Above grade 12	735	*	*	-	-
Total	84268	2879	4361	*	-

Table 2.4.13 Number of Holders Applying Inputs by Educational Status

South West Shewa					
Educational Status of Holders	Holders	Fertilizer	Improved seed	Pesticide	Irrigation
Illiterate	171487	136652	14588	107179	2589
Literate (informal)	16166	14735	5308	12366	*
Grades 1 – 3	44696	40501	7887	31399	*
Grades 4 – 6	49293	41311	4641	35702	*
Grades 7 – 8	18263	16094	1889	15712	*
Grades 9 – 11	11868	11491	2021	10083	*
Grade 12 complete	*	-	-	-	-
Above grade 12	2626	2626	*	2145	-
Total	314879	263410	37136	214586	*

Table 2.4.14 Number of Holders Applying Inputs by Educational Status

Guji					
Educational Status of Holders	Holders	Fertilizer	Improved seed	Pesticide	Irrigation
Illiterate	118232	16705	19660	*	*
Literate (informal)	8129	*	*	*	-
Grades 1 – 3	42759	6367	8257	*	-
Grades 4 – 6	38658	6302	5720	3438	-
Grades 7 – 8	15558	5063	6029	*	*
Grades 9 – 11	10991	3369	*	*	*
Grade 12 complete	*	-	-	-	-
Above grade 12	*	*	*	*	-
Total	236767	40122	43726	*	*

Table 2.4.15 Number of Holders Applying Inputs by Educational Status

Kelem					
Educational Status of Holders	Holders	Fertilizer	Improved seed	Pesticide	Irrigation
Illiterate	66149	27449	18868	24138	1263
Literate (informal)	10352	5304	2279	4143	-
Grades 1 – 3	39525	20089	13295	14598	-
Grades 4 – 6	36025	19293	15342	15902	*
Grades 7 – 8	19389	8678	7695	7915	*
Grades 9 – 11	12100	7180	4416	6409	-
Grade 12 complete	*	*	*	*	-
Above grade 12	2688	1585	1087	1430	-
Total	186972	89869	63316	74615	1992

Table 2.4.16 Number of Holders Applying Inputs by Educational Status

Horoguduru					
Educational Status of Holders	Holders	Fertilizer	Improved seed	Pesticide	Irrigation
Illiterate	67710	48562	32223	36140	*
Literate (informal)	7756	5706	3873	4619	*
Grades 1 – 3	14307	12458	7389	8301	-
Grades 4 – 6	17168	13999	9290	10590	*
Grades 7 – 8	9400	8607	5590	7636	*
Grades 9 – 11	4691	4152	2355	2734	*
Grade 12 complete	1132	1132	683	1132	-
Above grade 12	1547	1385	891	1046	-
Total	123711	96002	62294	72198	*

Table 2.4.17 Number of Holders Applying Inputs by Educational Status

West Arsi					
Educational Status of Holders	Holders	Fertilizer	Improved seed	Pesticide	Irrigation
Illiterate	203449	138567	57366	86280	*
Literate (informal)	16303	10288	3201	10719	-
Grades 1 – 3	80841	62075	27193	42433	*
Grades 4 – 6	77101	57886	23093	39513	*
Grades 7 – 8	37314	31659	19171	18519	*
Grades 9 – 11	31634	26415	7667	17498	-
Grade 12 complete	3169	3169	*	3169	*
Above grade 12	4108	4108	2700	3325	-
Total	453918	334167	141974	221456	6186

Table 2.5 Number of Holders Applying Inputs by Educational Status

Somalie Region					
Educational Status of Holders	Holders	Fertilizer	Improved seed	Pesticide	Irrigation
Illiterate	96071	*	1704	*	6530
Literate (informal)	11982	-	-	*	*
Grades 1 – 3	8451	*	-	-	1234
Grades 4 – 6	3483	*	*	*	193
Grades 7 – 8	1553	*	*	*	*
Grades 9 – 11	1237	-	-	-	-
Grade 12 complete	*	-	-	-	*
Above grade 12	714	-	-	-	-
Total	123518	*	1817	*	8664

Table 2.5.1 Number of Holders Applying Inputs by Educational Status

Shinlele					
Educational Status of Holders	Holders	Fertilizer	Improved seed	Pesticide	Irrigation
Illiterate	5139	*	*	*	2916
Literate (informal)	-	-	-	-	-
Grades 1 – 3	666	-	-	-	554
Grades 4 – 6	224	-	*	-	193
Grades 7 – 8	*	*	*	-	*
Grades 9 – 11	*	-	-	-	-
Grade 12 complete	*	-	-	-	*
Above grade 12	*	-	-	-	-
Total	6437	*	667	*	3747

Table 2.5.2 Number of Holders Applying Inputs by Educational Status

Jijiga					
Educational Status of Holders	Holders	Fertilizer	Improved seed	Pesticide	Irrigation
Illiterate	69994	*	*	*	*
Literate (informal)	7913	-	-	*	-
Grades 1 – 3	3383	*	-	-	-
Grades 4 – 6	1712	*	-	*	-
Grades 7 – 8	*	-	-	*	-
Grades 9 – 11	*	-	-	-	-
Grade 12 complete	-	-	-	-	-
Above grade 12	*	-	-	-	-
Total	84213	*	*	*	*

Table 2.5.3 Number of Holders Applying Inputs by Educational Status

Liben					
Educational Status of Holders	Holders	Fertilizer	Improved seed	Pesticide	Irrigation
Illiterate	20938	-	*	-	3385
Literate (informal)	4069	-	-	-	*
Grades 1 – 3	4402	-	-	-	*
Grades 4 – 6	1548	-	-	-	-
Grades 7 – 8	984	-	-	-	-
Grades 9 – 11	*	-	-	-	-
Grade 12 complete	-	-	-	-	-
Above grade 12	*	-	-	-	-
Total	32868	-	*	-	4687

Table 2.6 Number of Holders Applying Inputs by Educational Status

Benishangul – Gumuz Region					
Educational Status of Holders	Holders	Fertilizer	Improved seed	Pesticide	Irrigation
Illiterate	133625	22185	10580	7930	4409
Literate (informal)	17064	4983	3726	1293	*
Grades 1 – 3	27297	6334	2183	1668	1417
Grades 4 – 6	26798	6033	3970	3072	1415
Grades 7 – 8	11832	2311	1509	*	*
Grades 9 – 11	8285	2007	542	*	*
Grade 12 complete	*	*	*	-	-
Above grade 12	2378	*	*	-	-
Total	228764	44253	22867	14993	8568

Table 2.6.1 Number of Holders Applying Inputs by Educational Status

Metekel					
Educational Status of Holders	Holders	Fertilizer	Improved seed	Pesticide	Irrigation
Illiterate	57324	11481	4338	6287	*
Literate (informal)	5386	1914	*	*	*
Grades 1 – 3	11625	4272	*	1569	*
Grades 4 – 6	13245	3361	1682	2143	*
Grades 7 – 8	3896	1134	*	*	*
Grades 9 – 11	3022	1052	*	*	*
Grade 12 complete	*	*	*	-	-
Above grade 12	*	-	-	-	-
Total	95740	23440	9395	11781	4377

Table 2.6.2 Number of Holders Applying Inputs by Educational Status

Asosa					
Educational Status of Holders	Holders	Fertilizer	Improved seed	Pesticide	Irrigation
Illiterate	57665	8962	4804	*	*
Literate (informal)	10684	2859	2000	*	*
Grades 1 – 3	11379	1831	1151	-	*
Grades 4 – 6	7895	2308	1987	869	*
Grades 7 – 8	5291	1014	1056	-	-
Grades 9 – 11	3607	881	-	-	*
Grade 12 complete	*	-	-	-	-
Above grade 12	1488	*	*	-	-
Total	98497	18028	11172	2398	*

Table 2.6.3 Number of Holders Applying Inputs by Educational Status

Kemashi					
Educational Status of Holders	Holders	Fertilizer	Improved seed	Pesticide	Irrigation
Illiterate	8427	912	*	*	-
Literate (informal)	512	*	*	-	-
Grades 1 – 3	2490	*	*	*	-
Grades 4 – 6	3755	*	*	-	-
Grades 7 – 8	2139	*	*	*	-
Grades 9 – 11	1308	*	-	*	-
Grade 12 complete	*	-	-	-	-
Above grade 12	571	-	*	*	-
Total	19215	1697	*	235	-

Table 2.6.4 Number of Holders Applying Inputs by Educational Status

Mao Komo					
Educational Status of Holders	Holders	Fertilizer	Improved seed	Pesticide	Irrigation
Illiterate	10210	831	1012	351	-
Literate (informal)	482	*	*	*	-
Grades 1 – 3	1802	*	*	*	-
Grades 4 – 6	1903	*	131	*	*
Grades 7 – 8	506	*	*	*	-
Grades 9 – 11	349	*	*	*	-
Grade 12 complete	-	-	-	-	-
Above grade 12	*	-	-	-	-
Total	15313	1089	1470	579	*

Table 2.7 Number of Holders Applying Inputs by Educational Status

S.N.N.P. Region

Educational Status of Holders	Holders	Fertilizer	Improved seed	Pesticide	Irrigation
Illiterate	2172950	911241	352193	342200	52854
Literate (informal)	91283	39958	17904	14730	*
Grades 1 – 3	565661	243214	95405	85607	25350
Grades 4 – 6	660495	318436	118308	127844	24717
Grades 7 – 8	251511	135256	57169	46511	7984
Grades 9 – 11	153000	79330	19288	23738	*
Grade 12 complete	22695	13900	8401	4313	*
Above grade 12	32542	17887	6299	8018	*
Total	3950137	1759224	674968	652962	125096

Table 2.7.1 Number of Holders Applying Inputs by Educational Status

Gurage

Educational Status of Holders	Holders	Fertilizer	Improved seed	Pesticide	Irrigation
Illiterate	167527	112133	36046	27320	*
Literate (informal)	13537	9784	2838	*	*
Grades 1 – 3	32331	25043	12485	9319	*
Grades 4 – 6	41302	32764	19503	13883	*
Grades 7 – 8	10601	7122	4860	2446	-
Grades 9 – 11	6113	4970	1923	2015	-
Grade 12 complete	*	*	*	-	-
Above grade 12	*	*	*	*	-
Total	275004	194529	79927	59249	*

Table 2.7.2 Number of Holders Applying Inputs by Educational Status

Hadiya

Educational Status of Holders	Holders	Fertilizer	Improved seed	Pesticide	Irrigation
Illiterate	117298	87857	14153	73961	-
Literate (informal)	3292	2842	*	2010	-
Grades 1 – 3	32773	24925	3957	20945	-
Grades 4 – 6	62619	54347	11932	47912	-
Grades 7 – 8	27984	26422	6758	21587	-
Grades 9 – 11	14606	13724	1602	11233	-
Grade 12 complete	2708	2708	*	1531	-
Above grade 12	3518	3518	*	3114	-
Total	264797	216343	41109	182294	-

Table 2.7.3 Number of Holders Applying Inputs by Educational Status

Kembata - Tembaro

Educational Status of Holders	Holders	Fertilizer	Improved seed	Pesticide	Irrigation
Illiterate	56902	44428	8475	26759	*
Literate (informal)	1836	1437	*	1024	-
Grades 1 – 3	15759	12753	2235	8155	-
Grades 4 – 6	29390	24345	3596	16323	*
Grades 7 – 8	14225	10940	1984	7522	*
Grades 9 – 11	7928	6923	*	5534	-
Grade 12 complete	2662	2662	1289	2123	*
Above grade 12	1786	1591	*	986	*
Total	130487	105078	19236	68426	1836

Table 2.7.4 Number of Holders Applying Inputs by Educational Status

Sidama					
Educational Status of Holders	Holders	Fertilizer	Improved seed	Pesticide	Irrigation
Illiterate	588282	169113	58124	*	*
Literate (informal)	32459	7396	*	-	*
Grades 1 – 3	234567	78147	30419	10345	*
Grades 4 – 6	259703	94862	30970	*	*
Grades 7 – 8	93545	43835	21743	*	*
Grades 9 – 11	61956	27071	5975	-	*
Grade 12 complete	5118	*	*	-	-
Above grade 12	11055	*	-	*	-
Total	1286685	427422	152830	38489	*

Table 2.7.5 Number of Holders Applying Inputs by Educational Status

Gedio					
Educational Status of Holders	Holders	Fertilizer	Improved seed	Pesticide	Irrigation
Illiterate	90928	*	7275	*	*
Literate (informal)	4063	*	*	-	-
Grades 1 – 3	34220	*	*	*	-
Grades 4 – 6	33475	3985	6258	-	-
Grades 7 – 8	16047	*	1960	*	-
Grades 9 – 11	10090	*	*	-	-
Grade 12 complete	1387	-	-	-	-
Above grade 12	2208	*	*	-	-
Total	192417	13809	22686	*	*

Table 2.7.6 Number of Holders Applying Inputs by Educational Status

Wolayita					
Educational Status of Holders	Holders	Fertilizer	Improved seed	Pesticide	Irrigation
Illiterate	170440	118186	18113	2163	-
Literate (informal)	4774	3160	-	-	-
Grades 1 – 3	48689	35006	6909	*	*
Grades 4 – 6	56747	38299	8232	*	*
Grades 7 – 8	27237	20514	6049	*	-
Grades 9 – 11	20188	15652	2281	*	-
Grade 12 complete	4574	3334	*	-	-
Above grade 12	5154	3975	*	-	-
Total	337802	238125	45339	3901	*

Table 2.7.7 Number of Holders Applying Inputs by Educational Status

South Omo					
Educational Status of Holders	Holders	Fertilizer	Improved seed	Pesticide	Irrigation
Illiterate	110820	14831	11806	*	*
Literate (informal)	3906	*	*	-	-
Grades 1 – 3	12021	5390	3771	-	-
Grades 4 – 6	10034	3413	1816	*	*
Grades 7 – 8	3236	1368	1174	-	-
Grades 9 – 11	*	*	*	-	-
Grade 12 complete	*	-	-	-	-
Above grade 12	*	-	-	-	-
Total	141643	26427	19378	*	1566

Table 2.7.8 Number of Holders Applying Inputs by Educational Status

Sheka					
Educational Status of Holders	Holders	Fertilizer	Improved seed	Pesticide	Irrigation
Illiterate	32358	4521	4147	4907	-
Literate (informal)	1938	*	*	745	-
Grades 1 – 3	7507	*	1452	1576	-
Grades 4 – 6	12887	2789	2456	2550	*
Grades 7 – 8	4653	689	*	808	*
Grades 9 – 11	1443	-	*	*	-
Grade 12 complete	*	*	*	*	-
Above grade 12	*	-	-	-	-
Total	61464	9587	10448	10888	*

Table 2.7.9 Number of Holders Applying Inputs by Educational Status

Kefa					
Educational Status of Holders	Holders	Fertilizer	Improved seed	Pesticide	Irrigation
Illiterate	148290	28709	21312	60086	*
Literate (informal)	*	*	*	*	*
Grades 1 – 3	27961	5847	4704	13753	-
Grades 4 – 6	33882	10307	9003	17716	-
Grades 7 – 8	13078	4011	3021	7481	-
Grades 9 – 11	4892	*	*	1639	*
Grade 12 complete	*	-	-	*	-
Above grade 12	*	-	*	-	*
Total	232071	51399	39515	102912	1632

Table 2.7.10 Number of Holders Applying Inputs by Educational Status

Gamo Gofa					
Educational Status of Holders	Holders	Fertilizer	Improved seed	Pesticide	Irrigation
Illiterate	251712	101467	25629	2598	*
Literate (informal)	6213	2309	*	-	-
Grades 1 – 3	47627	18390	3484	*	*
Grades 4 – 6	48331	17224	3879	-	*
Grades 7 – 8	16053	6259	3187	-	*
Grades 9 – 11	11303	3049	*	-	*
Grade 12 complete	*	-	-	-	-
Above grade 12	1887	-	-	-	*
Total	383622	148699	38472	3033	*

Table 2.7.11 Number of Holders Applying Inputs by Educational Status

Benchi - Maji					
Educational Status of Holders	Holders	Fertilizer	Improved seed	Pesticide	Irrigation
Illiterate	73614	8373	3734	*	*
Literate (informal)	3155	*	682	-	-
Grades 1 – 3	14063	1484	1404	*	-
Grades 4 – 6	18113	3421	2422	*	*
Grades 7 – 8	4237	804	587	*	-
Grades 9 – 11	1723	*	*	-	-
Grade 12 complete	*	*	-	-	-
Above grade 12	*	-	-	-	-
Total	115673	14744	8953	*	*

Table 2.7.12 Number of Holders Applying Inputs by Educational Status

Yem Special Wereda

Educational Status of Holders	Holders	Fertilizer	Improved seed	Pesticide	Irrigation
Illiterate	10636	8190	2861	7257	*
Literate (informal)	1005	*	520	822	-
Grades 1 – 3	3315	2319	824	2093	*
Grades 4 – 6	2678	2243	634	1980	-
Grades 7 – 8	1563	1364	379	1172	*
Grades 9 – 11	1040	874	*	782	*
Grade 12 complete	218	218	*	*	-
Above grade 12	217	217	*	*	-
Total	20672	16082	5634	14427	*

Table 2.7.13 Number of Holders Applying Inputs by Educational Status

Segen Peoples

Educational Status of Holders	Holders	Fertilizer	Improved seed	Pesticide	Irrigation
Illiterate	64555	10702	*	*	12446
Literate (informal)	1417	*	-	-	*
Grades 1 – 3	13338	3776	*	*	4253
Grades 4 – 6	10719	2484	*	*	5145
Grades 7 – 8	4413	969	*	*	*
Grades 9 – 11	1215	*	*	-	*
Grade 12 complete	*	*	-	-	-
Above grade 12	*	*	-	-	-
Total	96207	18664	1900	*	24477

Table 2.7.14 Number of Holders Applying Inputs by Educational Status

Dawro

Educational Status of Holders	Holders	Fertilizer	Improved seed	Pesticide	Irrigation
Illiterate	60784	16222	2792	*	-
Literate (informal)	3000	1253	*	*	-
Grades 1 – 3	11257	4527	784	*	-
Grades 4 – 6	14952	6798	*	*	-
Grades 7 – 8	6828	3023	*	*	-
Grades 9 – 11	4874	1995	854	-	-
Grade 12 complete	575	*	*	-	-
Above grade 12	2256	1224	*	*	-
Total	104527	35444	6429	*	-

Table 2.7.15 Number of Holders Applying Inputs by Educational Status

Basketo Special Wereda

Educational Status of Holders	Holders	Fertilizer	Improved seed	Pesticide	Irrigation
Illiterate	11781	4205	3244	*	*
Literate (informal)	286	*	*	-	-
Grades 1 – 3	1960	661	642	-	-
Grades 4 – 6	2139	1036	894	-	-
Grades 7 – 8	1104	563	409	-	-
Grades 9 – 11	419	-	-	-	-
Grade 12 complete	*	-	-	-	-
Above grade 12	*	-	-	-	-
Total	17860	6560	5234	*	*

Table 2.7.16 Number of Holders Applying Inputs by Educational Status

Konta Special Wereda

Educational Status of Holders	Holders	Fertilizer	Improved seed	Pesticide	Irrigation
Illiterate	26373	10501	3616	5213	*
Literate (informal)	1121	842	*	*	-
Grades 1 – 3	4962	2180	575	1310	-
Grades 4 – 6	2685	1180	622	*	-
Grades 7 – 8	1852	814	*	*	*
Grades 9 – 11	1622	*	*	*	-
Grade 12 complete	-	-	-	-	-
Above grade 12	*	*	*	*	-
Total	38910	16050	5818	7711	*

Table 2.7.17 Number of Holders Applying Inputs by Educational Status

Silitie

Educational Status of Holders	Holders	Fertilizer	Improved seed	Pesticide	Irrigation
Illiterate	149020	134488	106366	79269	*
Literate (informal)	5711	5050	4106	4420	-
Grades 1 – 3	17913	15947	13718	11620	*
Grades 4 – 6	15793	14985	12253	10770	*
Grades 7 – 8	4062	3761	2875	2454	-
Grades 9 – 11	*	*	1202	1202	-
Grade 12 complete	*	-	-	-	-
Above grade 12	*	*	-	*	-
Total	195221	176386	140522	110053	*

Table 2.7.18 Number of Holders Applying Inputs by Educational Status

Alaba Special Wereda

Educational Status of Holders	Holders	Fertilizer	Improved seed	Pesticide	Irrigation
Illiterate	41630	33100	23858	26565	*
Literate (informal)	838	530	561	*	-
Grades 1 – 3	5398	4127	3070	3209	-
Grades 4 – 6	5046	3955	2513	3141	-
Grades 7 – 8	*	*	*	*	-
Grades 9 – 11	1093	1093	972	703	-
Grade 12 complete	-	-	-	-	-
Above grade 12	*	*	*	*	-
Total	55075	43876	31540	34280	*

Table 2.8 Number of Holders Applying Inputs by Educational Status

Gambella Region

Educational Status of Holders	Holders	Fertilizer	Improved seed	Pesticide	Irrigation
Illiterate	23354	-	*	701	*
Literate (informal)	1912	-	*	120	*
Grades 1 – 3	6045	-	168	544	*
Grades 4 – 6	6870	-	*	*	*
Grades 7 – 8	3508	-	*	*	*
Grades 9 – 11	3013	-	*	*	*
Grade 12 complete	403	-	-	-	-
Above grade 12	952	-	*	*	*
Total	46057	-	563	2137	269

Table 2.8.1 Number of Holders Applying Inputs by Educational Status

Agnuwak					
Educational Status of Holders	Holders	Fertilizer	Improved seed	Pesticide	Irrigation
Illiterate	3955	-	*	*	*
Literate (informal)	137	-	*	*	*
Grades 1 – 3	634	-	-	*	*
Grades 4 – 6	1383	-	-	-	*
Grades 7 – 8	740	-	-	-	-
Grades 9 – 11	408	-	*	-	*
Grade 12 complete	*	-	-	-	-
Above grade 12	96	-	*	-	*
Total	7382	-	*	*	*

Table 2.8.2 Number of Holders Applying Inputs by Educational Status

Nuware					
Educational Status of Holders	Holders	Fertilizer	Improved seed	Pesticide	Irrigation
Illiterate	7637	-	*	-	-
Literate (informal)	*	-	-	-	-
Grades 1 – 3	780	-	-	-	-
Grades 4 – 6	774	-	-	-	-
Grades 7 – 8	697	-	-	-	-
Grades 9 – 11	737	-	-	-	-
Grade 12 complete	*	-	-	-	-
Above grade 12	424	-	-	-	-
Total	11264	-	*	-	-

Table 2.8.3 Number of Holders Applying Inputs by Educational Status

Mezhenger					
Educational Status of Holders	Holders	Fertilizer	Improved seed	Pesticide	Irrigation
Illiterate	9218	-	*	652	*
Literate (informal)	1700	-	*	*	-
Grades 1 – 3	4255	-	168	525	*
Grades 4 – 6	4003	-	*	*	*
Grades 7 – 8	1597	-	*	*	*
Grades 9 – 11	1240	-	-	*	-
Grade 12 complete	*	-	-	-	-
Above grade 12	*	-	*	*	-
Total	22256	-	503	2050	*

Table 2.8.4 Number of Holders Applying Inputs by Educational Status

Itang Special					
Educational Status of Holders	Holders	Fertilizer	Improved seed	Pesticide	Irrigation
Illiterate	2544	-	-	-	-
Literate (informal)	*	-	-	-	-
Grades 1 – 3	376	-	-	-	-
Grades 4 – 6	*	-	-	-	-
Grades 7 – 8	473	-	-	-	-
Grades 9 – 11	628	-	-	-	-
Grade 12 complete	*	-	-	-	-
Above grade 12	234	-	-	-	-
Total	5155	-	-	-	-

Table 2.9 Number of Holders Applying Inputs by Educational Status

Harari Region

Educational Status of Holders	Holders	Fertilizer	Improved seed	Pesticide	Irrigation
Illiterate	17618	10203	1261	2488	4906
Literate (informal)	1728	1308	249	638	464
Grades 1 – 3	2302	1629	*	*	592
Grades 4 – 6	3465	2704	576	903	1573
Grades 7 – 8	756	626	*	*	*
Grades 9 – 11	1017	732	*	*	*
Grade 12 complete	-	-	-	-	-
Above grade 12	*	*	*	-	-
Total	26955	17269	2653	4402	7856

Table 2.10 Number of Holders Applying Inputs by Educational Status

Dire Dawa

Educational Status of Holders	Holders	Fertilizer	Improved seed	Pesticide	Irrigation
Illiterate	20111	1205	2944	520	5265
Literate (informal)	608	*	*	-	*
Grades 1 – 3	2142	*	*	-	852
Grades 4 – 6	1337	*	345	*	480
Grades 7 – 8	603	*	*	*	*
Grades 9 – 11	470	-	*	-	*
Grade 12 complete	*	-	-	-	-
Above grade 12	*	-	-	-	-
Total	25455	1958	4004	770	7124

Table 3 Number of Holders reporting Damaged Crop Area in Hectare by Category of Crops and Cause of Damage

Ethiopia

Cause of damage	Damaged crop area by crop category (HA)							
	Holders	All crops	Cereals	Pulses	Oilseeds	Vegetables	Root crops	Permanent
All damage	9908276	1460781	570484	164699	103414	31628	33933	149179
Crop disease	201711	13364	2084	545	629	*	728	1223
Frost or floods	2685571	242617	95108	29275	17321	6409	4592	20455
Locust	818367	105693	43991	15451	8686	2586	1646	11582
Shortage of rain	449049	33964	12733	3341	1513	643	647	2181
Too much rain	3667940	216497	73365	27481	10465	3956	6264	40905
Wild animals	267422	11683	4105	1723	736	*	*	1105
Birds	1245348	120903	46147	12705	13759	4024	2870	8773
Hailstone	1895657	247288	103546	21737	17641	3170	4191	22833
Pests	648553	57275	25339	7674	3594	1334	1436	2574
Weeds	2054924	168913	67286	19338	12842	3470	4992	14492
Others	3076275	242584	96779	25429	16228	5217	5937	23057

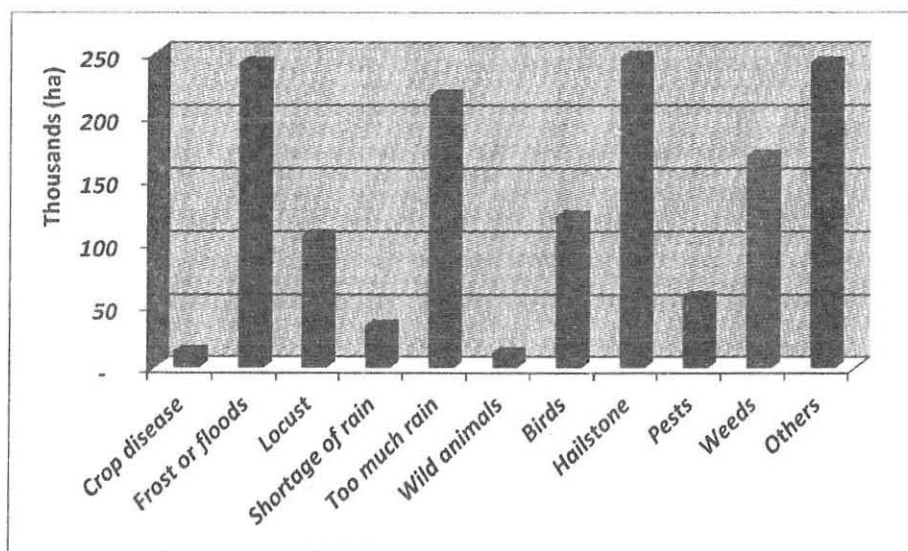


Figure 6: Amount of damaged all crops area by reason, at country level

Table 3.1 Number of Holders reporting Damaged Crop Area in Hectare by Category of Crops and Cause of Damage

Tigray Region

Cause of damage	Damaged crop area by crop category (HA)							
	Holders	All crops	Cereals	Pulses	Oilseeds	Vegetables	Root crops	Permanent
All damage	645552	121608	68475	7815	16286	4568	1515	3277
Crop disease	6788	279	*	*	-	*	-	-
Frost or floods	70633	8062	4232	504	1441	*	146	499
Locust	97190	11934	7340	746	1409	*	*	298
Shortage of rain	54657	7459	4420	489	*	*	*	*
Too much rain	102352	6213	3216	835	715	*	*	315
Wild animals	4865	169	*	*	*	-	-	-
Birds	85094	10150	5199	387	2669	*	*	*
Hailstone	293801	51800	28479	2886	7287	*	434	857
Pests	38373	2814	1901	439	75	*	*	*
Weeds	92703	8855	5438	415	1209	192	180	272
Others	172389	13873	8052	1036	1367	573	260	712

Table 3.1.1 Number of Holders reporting Damaged Crop Area in Hectare by Category of Crops and Cause of Damage

North West Tigray

Cause of damage	Damaged crop area by crop category (HA)							
	Holders	All crops	Cereals	Pulses	Oilseeds	Vegetables	Root crops	Permanent
All damage	124093	25679	13213	1142	3585	*	394	1173
Crop disease	-	-	-	-	-	-	-	-
Frost or floods	10946	*	*	*	*	*	*	*
Locust	18070	2839	1320	*	*	*	-	*
Shortage of rain	*	*	*	-	*	*	-	-
Too much rain	32643	1255	550	*	83	121	*	155
Wild animals	*	*	*	*	-	-	-	-
Birds	22559	2813	1448	*	*	*	*	*
Hailstone	38000	*	*	*	*	*	*	*
Pests	4155	407	*	*	-	-	*	*
Weeds	30515	3075	*	*	*	*	*	*
Others	57065	4612	2499	289	358	304	*	*

Table 3.1.2 Number of Holders reporting Damaged Crop Area in Hectare by Category of Crops and Cause of Damage

Central Tigray

Cause of damage	Damaged crop area by crop category (HA)							
	Holders	All crops	Cereals	Pulses	Oilseeds	Vegetables	Root crops	Permanent
All damage	181393	23063	15870	1940	710	*	353	*
Crop disease	*	*	*	*	-	-	-	-
Frost or floods	16741	*	*	*	*	-	*	*
Locust	42410	4289	*	*	*	*	*	*
Shortage of rain	18767	2112	1458	178	-	-	*	*
Too much rain	32968	1797	1053	*	*	*	*	*
Wild animals	*	*	*	*	-	-	-	-
Birds	23617	1280	929	*	*	*	*	-
Hailstone	73290	7293	5452	421	*	*	*	*
Pests	14874	645	368	*	*	*	-	*
Weeds	30474	1527	1161	*	*	*	-	*
Others	44845	2921	2032	*	*	-	*	*

Table 3.1.3 Number of Holders reporting Damaged Crop Area in Hectare by Category of Crops and Cause of Damage

East Tigray

Cause of damage	Damaged crop area by crop category (HA)							
	Holders	All crops	Cereals	Pulses	Oilseeds	Vegetables	Root crops	Permanent
All damage	150390	22100	10908	2054	*	*	260	624
Crop disease	*	*	*	-	-	-	-	-
Frost or floods	12144	351	*	*	-	-	*	*
Locust	20027	*	*	75	*	-	-	*
Shortage of rain	22710	1969	728	*	-	*	-	*
Too much rain	8325	283	*	*	*	-	*	*
Wild animals	*	*	*	-	-	-	-	-
Birds	5816	158	99	*	-	-	-	*
Hailstone	102186	14879	7051	1286	*	*	*	373
Pests	3878	109	49	*	-	*	-	-
Weeds	10826	491	*	*	-	*	*	*
Others	*	*	*	*	-	*	*	*

Table 3.1.4 Number of Holders reporting Damaged Crop Area in Hectare by Category of Crops and Cause of Damage

South Tigray

Cause of damage	Damaged crop area by crop category (HA)							
	Holders	All crops	Cereals	Pulses	Oilseeds	Vegetables	Root crops	Permanent
All damage	115304	22182	14599	2616	771	*	*	*
Crop disease	*	*	*	*	-	-	-	-
Frost or floods	16153	1501	995	*	*	*	*	*
Locust	6465	919	*	*	*	-	*	-
Shortage of rain	*	*	*	*	-	-	-	-
Too much rain	20577	1802	1003	*	*	*	*	*
Wild animals	*	*	*	-	-	-	-	-
Birds	13060	*	*	*	*	*	-	*
Hailstone	52106	8863	5974	1022	298	*	*	-
Pests	13595	1490	1096	254	-	*	-	*
Weeds	10799	*	611	124	*	*	*	*
Others	28464	2392	1772	*	*	*	*	*

Table 3.1.5 Number of Holders reporting Damaged Crop Area in Hectare by Category of Crops and Cause of Damage

Western Tigray

Cause of damage	Damaged crop area by crop category (HA)							
	Holders	All crops	Cereals	Pulses	Oilseeds	Vegetables	Root crops	Permanent
All damage	74372	28584	13886	*	10658	1138	*	*
Crop disease	*	*	-	-	-	*	-	-
Frost or floods	14650	2270	1003	*	724	*	*	*
Locust	10217	1165	625	*	472	*	-	*
Shortage of rain	1949	*	*	-	*	-	-	-
Too much rain	7838	1077	541	*	501	*	-	-
Wild animals	*	*	*	-	*	-	-	-
Birds	20042	4354	1573	-	1922	*	*	*
Hailstone	28218	13398	6580	*	*	*	*	*
Pests	1871	*	*	*	*	*	-	-
Weeds	10088	2388	1455	*	726	*	-	-
Others	19807	2833	1202	*	800	*	*	*

Table 3.2 Number of Holders reporting Damaged Crop Area in Hectare by Category of Crops and Cause of Damage

Afar Region

Cause of damage	Damaged crop area by crop category (HA)							
	Holders	All crops	Cereals	Pulses	Oilseeds	Vegetables	Root crops	Permanent
All damage	4851	*	*	-	-	-	-	-
Crop disease	-	-	-	-	-	-	-	-
Frost or floods	*	*	*	-	-	-	-	-
Locust	-	-	-	-	-	-	-	-
Shortage of rain	*	*	*	-	-	-	-	-
Too much rain	*	*	*	-	-	-	-	-
Wild animals	*	*	*	-	-	-	-	-
Birds	*	*	*	-	-	-	-	-
Hailstone	*	*	*	-	-	-	-	-
Pests	*	*	*	-	-	-	-	-
Weeds	2817	*	*	-	-	-	-	-
Others	*	*	*	-	-	-	-	-

Table 3.2.1 Number of Holders reporting Damaged Crop Area in Hectare by Category of Crops and Cause of Damage

Zone 1

Cause of damage	Damaged crop area by crop category (HA)							
	Holders	All crops	Cereals	Pulses	Oilseeds	Vegetables	Root crops	Permanent
All damage	2676	*	*	-	-	-	-	-
Crop disease	-	-	-	-	-	-	-	-
Frost or floods	242	*	*	-	-	-	-	-
Locust	-	-	-	-	-	-	-	-
Shortage of rain	*	*	-	-	-	-	-	-
Too much rain	*	*	*	-	-	-	-	-
Wild animals	*	*	*	-	-	-	-	-
Birds	*	*	-	-	-	-	-	-
Hailstone	-	-	-	-	-	-	-	-
Pests	*	*	*	-	-	-	-	-
Weeds	1757	*	*	-	-	-	-	-
Others	*	*	-	-	-	-	-	-

Table 3.2.2 Number of Holders reporting Damaged Crop Area in Hectare by Category of Crops and Cause of Damage

Zone 3

Cause of damage	Damaged crop area by crop category (HA)							
	Holders	All crops	Cereals	Pulses	Oilseeds	Vegetables	Root crops	Permanent
All damage	2175	*	*	-	-	-	-	-
Crop disease	-	-	-	-	-	-	-	-
Frost or floods	*	*	*	-	-	-	-	-
Locust	-	-	-	-	-	-	-	-
Shortage of rain	*	*	*	-	-	-	-	-
Too much rain	-	-	-	-	-	-	-	-
Wild animals	*	*	*	-	-	-	-	-
Birds	*	*	*	-	-	-	-	-
Hailstone	*	*	*	-	-	-	-	-
Pests	-	-	-	-	-	-	-	-
Weeds	*	*	*	-	-	-	-	-
Others	*	*	*	-	-	-	-	-

Table 3.3 Number of Holders reporting Damaged Crop Area in Hectare by Category of Crops and Cause of Damage

Amhara Region

Cause of damage	Damaged crop area by crop category (HA)							
	Holders	All crops	Cereals	Pulses	Oilseeds	Vegetables	Root crops	Permanent
All damage	3018046	502437	206925	85800	52019	12305	13183	18064
Crop disease	57310	4528	1242	*	*	*	*	*
Frost or floods	749954	69372	25718	14847	8298	2090	1497	2943
Locust	386906	60986	27123	10519	7022	1776	1360	1160
Shortage of rain	132784	10699	2965	1530	*	*	*	*
Too much rain	1028158	79161	32898	16834	5423	1315	2704	2906
Wild animals	83095	4462	*	966	*	*	*	*
Birds	376886	41721	16798	5861	5953	2267	463	936
Hailstone	611889	63458	28341	9145	6777	451	1267	2965
Pests	263229	22719	9173	3943	*	412	619	774
Weeds	769206	60347	25280	8665	7539	1434	1725	2556
Others	1054941	84985	35520	13323	7393	1748	2172	2548

Table 3.3.1 Number of Holders reporting Damaged Crop Area in Hectare by Category of Crops and Cause of Damage

North Gondar

Cause of damage	Damaged crop area by crop category (HA)							
	Holders	All crops	Cereals	Pulses	Oilseeds	Vegetables	Root crops	Permanent
All damage	544190	112695	53001	13013	21710	5450	3281	*
Crop disease	13499	*	*	-	*	*	*	-
Frost or floods	150742	17877	7328	2463	*	*	482	*
Locust	69458	12440	*	*	*	*	*	*
Shortage of rain	*	*	*	*	*	*	*	-
Too much rain	129752	12682	7546	1330	1649	533	*	*
Wild animals	17861	*	*	*	*	*	*	-
Birds	149729	19718	8976	2067	3227	1418	*	*
Hailstone	86585	12766	6294	1738	*	*	*	*
Pests	39392	3477	1125	*	*	*	*	*
Weeds	98119	7035	2723	791	*	609	*	*
Others	243680	23009	11963	2341	2602	801	639	*

Table 3.3.2 Number of Holders reporting Damaged Crop Area in Hectare by Category of Crops and Cause of Damage

South Gondar

Cause of damage	Damaged crop area by crop category (HA)							
	Holders	All crops	Cereals	Pulses	Oilseeds	Vegetables	Root crops	Permanent
All damage	432170	80513	35325	15579	6170	*	*	852
Crop disease	*	*	*	*	-	*	*	-
Frost or floods	125061	10399	4334	2154	635	*	*	*
Locust	87843	10121	4726	2088	*	*	*	*
Shortage of rain	10026	*	*	*	*	-	*	*
Too much rain	170973	14387	5705	4241	785	*	555	*
Wild animals	9910	335	*	*	-	-	*	-
Birds	75271	7408	2809	825	745	*	*	*
Hailstone	160830	13607	6987	2189	1032	-	*	*
Pests	41894	3430	1680	615	*	*	*	*
Weeds	79458	7147	3178	845	1219	*	-	*
Others	148845	12879	5510	2383	808	*	*	*

Table 3.3.3 Number of Holders reporting Damaged Crop Area in Hectare by Category of Crops and Cause of Damage

North Wolo

Cause of damage	Damaged crop area by crop category (HA)							
	Holders	All crops	Cereals	Pulses	Oilseeds	Vegetables	Root crops	Permanent
All damage	251514	45795	17037	9347	3089	1126	1186	*
Crop disease	*	*	*	-	*	-	*	*
Frost or floods	56107	4467	977	851	295	*	*	*
Locust	30181	*	*	*	*	*	*	*
Shortage of rain	29656	2617	552	*	-	*	*	*
Too much rain	96729	10397	4265	2318	669	*	*	*
Wild animals	9306	572	*	*	*	*	-	-
Birds	21167	1205	393	*	*	*	*	*
Hailstone	66982	8491	4095	752	217	240	*	*
Pests	21429	1930	848	*	*	*	*	*
Weeds	67976	5655	2004	132	469	*	*	*
Others	59961	2869	1088	720	*	*	*	*

Table 3.3.4 Number of Holders reporting Damaged Crop Area in Hectare by Category of Crops and Cause of Damage

South Wolo

Cause of damage	Damaged crop area by crop category (HA)							
	Holders	All crops	Cereals	Pulses	Oilseeds	Vegetables	Root crops	Permanent
All damage	380343	42365	14547	8060	1705	*	894	2758
Crop disease	*	*	*	*	*	*	-	*
Frost or floods	99611	6673	2165	*	*	*	*	*
Locust	29207	*	*	*	*	-	*	*
Shortage of rain	15906	*	*	*	*	-	*	*
Too much rain	144151	12047	4641	2147	*	*	*	*
Wild animals	8049	200	*	*	*	-	-	-
Birds	16747	*	*	78	*	-	-	*
Hailstone	97865	6924	2144	1468	*	*	*	*
Pests	37830	2238	702	470	*	*	*	*
Weeds	102924	4744	1811	684	*	*	*	*
Others	74287	3950	964	*	*	*	*	*

Table 3.3.4 Number of Holders reporting Damaged Crop Area in Hectare by Category of Crops and Cause of Damag

North Shewa

Cause of damage	Damaged crop area by crop category (HA)							
	Holders	All crops	Cereals	Pulses	Oilseeds	Vegetables	Root crops	Permanent
All damage	370439	52228	19890	6934	3281	*	1412	*
Crop disease	7470	*	*	*	-	-	*	-
Frost or floods	46847	3485	1999	393	*	*	*	*
Locust	15453	1230	*	*	*	-	-	-
Shortage of rain	48250	3391	1031	768	*	-	*	*
Too much rain	125751	7578	2543	1589	277	*	*	*
Wild animals	17606	*	*	*	*	-	*	-
Birds	34203	4101	1572	817	*	*	*	*
Hailstone	42585	2861	1418	*	*	*	*	*
Pests	20785	1164	384	*	*	-	*	-
Weeds	144831	13713	5863	885	1109	*	*	*
Others	145760	12608	3842	1546	1019	*	*	*

Table 3.3.6 Number of Holders reporting Damaged Crop Area in Hectare by Category of Crops and Cause of Damage

East Gojjam

Cause of damage	Damaged crop area by crop category (HA)							
	Holders	All crops	Cereals	Pulses	Oilseeds	Vegetables	Root crops	Permanent
All damage	358738	52227	23678	10069	5305	1275	1917	3826
Crop disease	5024	*	*	*	-	-	-	-
Frost or floods	108475	10001	4404	2058	811	238	271	*
Locust	25635	3266	1313	*	*	*	*	*
Shortage of rain	5461	*	*	*	-	-	*	*
Too much rain	141700	7731	3257	1627	676	*	220	*
Wild animals	12437	333	*	*	*	*	-	*
Birds	22344	2842	529	773	*	*	*	*
Hailstone	64154	7802	4219	460	*	*	149	*
Pests	28988	2277	1252	459	*	*	*	*
Weeds	82807	7657	3854	1779	*	*	*	*
Others	134941	9499	4202	2047	*	*	674	*

Table 3.3.7 Number of Holders reporting Damaged Crop Area in Hectare by Category of Crops and Cause of Damage

West Gojjam

Cause of damage	Damaged crop area by crop category (HA)							
	Holders	All crops	Cereals	Pulses	Oilseeds	Vegetables	Root crops	Permanent
All damage	381190	58362	22954	13715	3901	1480	1299	2664
Crop disease	6353	*	*	*	-	-	-	*
Frost or floods	108546	10211	2399	3835	*	*	*	*
Locust	79061	14324	6075	*	*	*	*	*
Shortage of rain	6804	424	*	*	*	-	-	-
Too much rain	128812	7003	2037	2354	*	*	*	351
Wild animals	5768	*	*	*	-	-	-	*
Birds	28501	1518	745	*	*	*	*	*
Hailstone	37455	3053	1014	*	*	-	*	*
Pests	44812	4737	2385	*	-	*	*	*
Weeds	116132	6423	2902	874	742	*	*	180
Others	137293	10251	5129	1823	500	316	124	374

Table 3.3.8 Number of Holders reporting Damaged Crop Area in Hectare by Category of Crops and Cause of Damage

Waghamera

Cause of damage	Damaged crop area by crop category (HA)							
	Holders	All crops	Cereals	Pulses	Oilseeds	Vegetables	Root crops	Permanent
All damage	79574	18256	7972	3328	3716	*	*	*
Crop disease	*	*	*	*	-	-	*	-
Frost or floods	9348	684	427	180	*	*	-	*
Locust	6807	*	*	*	*	-	-	-
Shortage of rain	1693	*	*	*	*	-	*	-
Too much rain	30097	3476	1458	810	*	*	*	-
Wild animals	787	*	*	*	*	-	-	-
Birds	15179	*	*	*	*	-	*	-
Hailstone	23358	3148	1045	*	613	-	*	*
Pests	2726	*	*	*	*	-	-	*
Weeds	32482	4155	1828	*	1106	-	*	*
Others	20443	2002	901	501	*	*	-	*

Table 3.3.9 Number of Holders reporting Damaged Crop Area in Hectare by Category of Crops and Cause of Damage

Awii

Cause of damage	Damaged crop area by crop category (HA)							
	Holders	All crops	Cereals	Pulses	Oilseeds	Vegetables	Root crops	Permanent
All damage	152479	29250	9556	4814	2307	*	1316	542
Crop disease	*	*	*	-	-	-	-	*
Frost or floods	34612	4118	*	*	346	*	*	*
Locust	40164	*	*	*	*	-	*	*
Shortage of rain	*	*	*	-	*	*	-	*
Too much rain	42850	2187	853	*	*	*	*	*
Wild animals	*	*	*	-	-	-	-	-
Birds	10058	1054	*	*	*	*	*	-
Hailstone	12043	*	*	*	*	-	-	*
Pests	16996	1681	*	*	*	-	-	-
Weeds	21908	1834	625	*	*	*	*	*
Others	77312	7410	1695	969	990	*	*	*

Table 3.3.10 Number of Holders reporting Damaged Crop Area in Hectare by Category of Crops and Cause of Damage

Oromia Zone

Cause of damage	Damaged crop area by crop category (HA)							
	Holders	All crops	Cereals	Pulses	Oilseeds	Vegetables	Root crops	Permanent
All damage	63129	9962	2665	815	681	*	*	1184
Crop disease	*	*	-	-	-	-	-	-
Frost or floods	10366	1401	320	*	*	*	-	*
Locust	2895	62	*	*	-	-	*	*
Shortage of rain	-	-	-	-	-	-	-	-
Too much rain	16385	1620	*	*	*	*	*	*
Wild animals	*	*	-	*	-	-	-	-
Birds	*	*	*	*	*	-	-	-
Hailstone	19138	2987	900	*	*	-	-	*
Pests	6894	*	238	*	*	*	-	*
Weeds	20195	1635	371	*	*	*	-	*
Others	11938	466	*	*	*	*	*	*

Table 3.3.11 Number of Holders reporting Damaged Crop Area in Hectare by Category of Crops and Cause of Damage

Argoba Special Zone

Cause of damage	Damaged crop area by crop category (HA)							
	Holders	All crops	Cereals	Pulses	Oilseeds	Vegetables	Root crops	Permanent
All damage	4281	784	299	127	153	22	*	35
Crop disease	55	*	*	-	-	*	-	-
Frost or floods	239	56	*	*	*	-	-	-
Locust	202	19	14	*	*	*	-	-
Shortage of rain	84	*	*	*	-	-	-	-
Too much rain	957	54	*	11	9	*	*	*
Wild animals	*	*	*	*	*	-	-	-
Birds	175	*	*	*	*	-	-	-
Hailstone	894	35	13	6	3	*	-	*
Pests	1482	181	97	22	18	*	*	*
Weeds	2374	348	121	69	46	*	*	15
Others	479	41	*	9	6	-	*	*

Table 3.4 Number of Holders reporting Damaged Crop Area in Hectare by Category of Crops and Cause of Damage

Oromia Region

Cause of damage	Damaged crop area by crop category (HA)							
	Holders	All crops	Cereals	Pulses	Oilseeds	Vegetables	Root crops	Permanent
All damage	3686439	647904	234077	54273	29332	10276	10530	100345
Crop disease	59669	6711	575	*	*	*	*	645
Frost or floods	984337	123821	49394	9483	6758	2703	1004	12142
Locust	201338	20159	7789	1979	143	*	*	4443
Shortage of rain	143076	10784	4258	925	*	36	*	758
Too much rain	1488847	102527	31160	7686	4072	1699	1369	29618
Wild animals	109860	4575	1246	*	289	*	*	817
Birds	520568	53083	18421	5465	3428	849	1793	5997
Hailstone	747389	105806	37087	785	2963	608	1275	17647
Pests	219940	22047	10119	2966	1169	345	475	1064
Weeds	893679	88283	32699	9149	3760	1611	2446	10450
Others	1183703	110108	41330	8045	6086	2103	1906	16763

Table 3.4.1 Number of Holders reporting Damaged Crop Area in Hectare by Category of Crops and Cause of Damage

West Welega

Cause of damage	Damaged crop area by crop category (HA)							
	Holders	All crops	Cereals	Pulses	Oilseeds	Vegetables	Root crops	Permanent
All damage	199653	33596	6117	1477	1609	*	*	9881
Crop disease	*	*	*	*	*	-	-	*
Frost or floods	34964	1687	345	*	*	*	-	517
Locust	14917	1208	*	-	*	-	-	*
Shortage of rain	2250	*	*	-	-	-	-	*
Too much rain	100417	5501	710	*	204	*	*	1951
Wild animals	5788	*	*	*	*	*	-	*
Birds	13475	596	153	*	*	-	*	*
Hailstone	38658	11054	*	*	433	*	*	*
Pests	6921	605	*	-	*	-	-	*
Weeds	50571	3923	521	*	*	*	*	493
Others	106000	8648	1860	*	*	*	*	2629

Table 3.4.2 Number of Holders reporting Damaged Crop Area in Hectare by Category of Crops and Cause of Damage

East Welega

Cause of damage	Damaged crop area by crop category (HA)							
	Holders	All crops	Cereals	Pulses	Oilseeds	Vegetables	Root crops	Permanent
All damage	177516	31612	12405	*	3222	762	379	3663
Crop disease	*	*	*	*	-	*	*	*
Frost or floods	31671	2660	918	*	*	*	*	336
Locust	10613	753	*	*	*	*	-	*
Shortage of rain	950	*	*	-	-	-	-	-
Too much rain	100959	5604	2105	*	730	132	31	769
Wild animals	7266	*	*	*	*	-	*	*
Birds	34755	3521	1227	*	*	*	*	*
Hailstone	*	*	*	*	*	-	-	*
Pests	13280	1397	*	*	*	*	*	*
Weeds	33727	2946	1347	*	*	*	*	*
Others	102992	12678	5256	*	1149	217	*	1458

Table 3.4.3 Number of Holders reporting Damaged Crop Area in Hectare by Category of Crops and Cause of Damage

Illubabor

Cause of damage	Damaged crop area by crop category (HA)							
	Holders	All crops	Cereals	Pulses	Oilseeds	Vegetables	Root crops	Permanent
All damage	262973	54479	16690	2082	1626	998	532	20762
Crop disease	*	*	*	*	*	-	-	*
Frost or floods	56852	5194	1572	*	*	*	*	1671
Locust	18851	3174	*	-	-	*	-	1153
Shortage of rain	5683	211	*	*	-	-	*	*
Too much rain	166220	20726	5438	698	*	319	*	10075
Wild animals	7117	660	*	*	-	*	*	*
Birds	26037	1567	511	*	*	*	*	350
Hailstone	57608	5873	2203	107	*	*	-	2365
Pests	18449	2030	816	*	*	*	*	232
Weeds	40538	2433	718	150	*	*	*	575
Others	118976	11165	3763	566	*	*	*	3776

Table 3.4.4 Number of Holders reporting Damaged Crop Area in Hectare by Category of Crops and Cause of Damage

Jimma

Cause of damage	Damaged crop area by crop category (HA)							
	Holders	All crops	Cereals	Pulses	Oilseeds	Vegetables	Root crops	Permanent
All damage	433639	66116	22525	1427	3006	*	*	21707
Crop disease	*	*	*	*	-	*	-	*
Frost or floods	177286	17116	4567	595	1097	*	*	5037
Locust	31988	*	*	*	-	*	*	*
Shortage of rain	*	*	*	-	*	-	-	294
Too much rain	267408	14813	3938	*	*	*	*	*
Wild animals	23121	476	*	*	*	-	-	*
Birds	64558	3755	*	-	*	-	*	*
Hailstone	81362	9370	4149	*	*	-	*	*
Pests	16127	1210	*	-	*	*	-	*
Weeds	62063	1294	668	*	*	*	*	*
Others	136630	12365	3823	331	*	*	-	4592

Table 3.4.5 Number of Holders reporting Damaged Crop Area in Hectare by Category of Crops and Cause of Damage

West Shewa

Cause of damage	Damaged crop area by crop category (HA)							
	Holders	All crops	Cereals	Pulses	Oilseeds	Vegetables	Root crops	Permanent
All damage	297134	59507	26368	4731	*	1150	1361	2093
Crop disease	-	-	-	-	-	-	-	-
Frost or floods	72898	11294	4278	*	*	*	*	*
Locust	*	*	*	*	*	-	*	-
Shortage of rain	20375	*	*	*	*	*	*	-
Too much rain	108225	5824	3247	*	*	*	*	*
Wild animals	7660	*	*	*	-	-	-	-
Birds	41980	4244	1649	*	*	-	*	*
Hailstone	33481	2433	*	*	*	*	*	*
Pests	35480	4062	2100	*	*	*	*	*
Weeds	75978	14172	*	*	*	*	*	*
Others	133780	14900	6506	1234	1260	*	*	*

Table 3.4.6 Number of Holders reporting Damaged Crop Area in Hectare by Category of Crops and Cause of Damage

North Shewa

Cause of damage	Damaged crop area by crop category (HA)							
	Holders	All crops	Cereals	Pulses	Oilseeds	Vegetables	Root crops	Permanent
All damage	176795	29966	9627	4774	*	*	567	*
Crop disease	*	*	-	*	-	-	-	-
Frost or floods	36816	3995	1725	*	*	*	*	*
Locust	15461	*	*	*	-	-	-	*
Shortage of rain	10637	864	*	*	*	-	-	*
Too much rain	49426	3798	782	1435	*	*	*	*
Wild animals	8325	593	*	*	-	-	-	*
Birds	31978	3014	1272	537	*	*	*	*
Hailstone	28624	*	*	*	*	*	*	-
Pests	5514	265	146	-	-	-	-	-
Weeds	36641	3091	923	364	-	-	*	*
Others	79785	7910	2285	646	*	*	*	*

Table 3.4.7 Number of Holders reporting Damaged Crop Area in Hectare by Category of Crops and Cause of Damage

East Shewa

Cause of damage	Damaged crop area by crop category (HA)							
	Holders	All crops	Cereals	Pulses	Oilseeds	Vegetables	Root crops	Permanent
All damage	169162	39102	23695	7845	*	*	*	*
Crop disease	*	*	-	*	-	-	-	-
Frost or floods	29069	3684	2114	934	*	-	-	-
Locust	*	*	*	*	-	-	-	-
Shortage of rain	4193	329	264	*	-	-	-	*
Too much rain	30340	3756	1620	*	-	*	*	*
Wild animals	2113	*	*	-	-	-	-	-
Birds	28796	4946	2860	*	-	-	*	*
Hailstone	68101	14783	10560	2156	-	*	*	*
Pests	14403	*	*	*	-	-	-	-
Weeds	29168	2206	1288	585	-	*	-	-
Others	45096	5870	3329	509	-	*	*	*

Table 3.4.8 Number of Holders reporting Damaged Crop Area in Hectare by Category of Crops and Cause of Damage

Arsi

Cause of damage	Damaged crop area by crop category (HA)							
	Holders	All crops	Cereals	Pulses	Oilseeds	Vegetables	Root crops	Permanent
All damage	315956	60729	33154	5935	788	*	*	1568
Crop disease	*	*	-	-	-	-	-	-
Frost or floods	157234	24127	10558	2186	*	*	*	*
Locust	15433	1334	*	*	-	-	-	*
Shortage of rain	11407	571	*	*	*	*	-	*
Too much rain	58488	4046	2285	1041	*	*	*	*
Wild animals	3815	*	*	*	-	-	-	-
Birds	40380	3539	2105	*	*	-	-	*
Hailstone	61990	7933	*	*	*	*	-	*
Pests	15470	1461	847	*	-	-	-	-
Weeds	69294	9511	7186	*	*	*	*	*
Others	73990	6846	3002	749	*	*	*	*

Table 3.4.9 Number of Holders reporting Damaged Crop Area in Hectare by Category of Crops and Cause of Damage

West Harerge

Cause of damage	Damaged crop area by crop category (HA)							
	Holders	All crops	Cereals	Pulses	Oilseeds	Vegetables	Root crops	Permanent
All damage	281158	57250	13199	4028	684	849	1924	10965
Crop disease	*	*	*	*	*	*	-	-
Frost or floods	63934	3624	1002	*	*	*	*	768
Locust	26062	1892	522	*	*	*	-	*
Shortage of rain	22840	*	*	*	-	*	-	*
Too much rain	151815	10482	2164	1086	*	*	323	2975
Wild animals	10473	258	*	*	*	-	-	*
Birds	27400	2801	*	*	*	-	*	480
Hailstone	66653	8966	1190	318	*	*	*	1024
Pests	17484	683	*	*	-	*	*	*
Weeds	160717	21597	5689	1708	217	117	*	4514
Others	33273	2123	*	*	*	*	*	*

Table 3.4.10 Number of Holders reporting Damaged Crop Area in Hectare by Category of Crops and Cause of Damage

East Harerge

Cause of damage	Damaged crop area by crop category (HA)							
	Holders	All crops	Cereals	Pulses	Oilseeds	Vegetables	Root crops	Permanent
All damage	406691	48582	9653	2650	*	*	2374	8626
Crop disease	*	*	*	-	-	-	*	*
Frost or floods	49358	*	*	*	*	*	*	*
Locust	12363	*	*	-	-	-	*	*
Shortage of rain	*	*	*	*	*	-	-	*
Too much rain	142400	5850	1957	186	*	*	177	1232
Wild animals	*	451	*	-	*	-	*	*
Birds	63301	10050	1305	*	*	*	*	1104
Hailstone	179518	14577	2380	466	*	*	449	2283
Pests	12093	288	*	*	-	-	*	*
Weeds	156217	10139	1917	778	*	*	813	2236
Others	73654	3478	975	*	*	*	*	621

Table 3.4.11 Number of Holders reporting Damaged Crop Area in Hectare by Category of Crops and Cause of Damage

Bale

Cause of damage	Damaged crop area by crop category (HA)							
	Holders	All crops	Cereals	Pulses	Oilseeds	Vegetables	Root crops	Permanent
All damage	179277	51527	15167	1333	2981	*	*	5774
Crop disease	1643	*	*	-	-	-	-	*
Frost or floods	48198	19147	6390	421	*	*	*	*
Locust	*	*	*	-	-	*	-	-
Shortage of rain	*	*	*	-	-	-	-	*
Too much rain	21955	3244	*	*	*	*	-	*
Wild animals	*	*	*	-	-	-	-	*
Birds	36031	5336	1713	*	*	*	*	956
Hailstone	60383	16723	4025	*	*	*	-	*
Pests	3699	*	*	-	*	-	-	-
Weeds	24322	2857	431	*	*	*	-	*
Others	19797	2340	932	*	*	*	-	*

Table 3.4.12 Number of Holders reporting Damaged Crop Area in Hectare by Category of Crops and Cause of Damage

Borena

Cause of damage	Damaged crop area by crop category (HA)							
	Holders	All crops	Cereals	Pulses	Oilseeds	Vegetables	Root crops	Permanent
All damage	46245	6773	*	*	-	74	*	1327
Crop disease	*	*	-	-	-	-	-	*
Frost or floods	8373	*	*	*	-	*	*	*
Locust	-	-	-	-	-	-	-	-
Shortage of rain	1112	*	-	-	-	*	-	*
Too much rain	26521	2028	*	*	-	*	*	1021
Wild animals	*	*	-	-	-	-	-	-
Birds	1187	*	-	*	-	-	-	*
Hailstone	11752	*	*	*	-	*	-	-
Pests	*	*	*	-	-	-	-	*
Weeds	2373	*	*	*	-	-	*	14
Others	3187	221	*	*	-	*	-	*

Table 3.4.13 Number of Holders reporting Damaged Crop Area in Hectare by Category of Crops and Cause of Damage

South West Shewa

Cause of damage	Damaged crop area by crop category (HA)							
	Holders	All crops	Cereals	Pulses	Oilseeds	Vegetables	Root crops	Permanent
All damage	207298	33459	14849	8024	*	*	*	998
Crop disease	*	*	-	-	-	-	-	-
Frost or floods	83744	15237	8430	2620	*	*	*	*
Locust	12591	*	*	*	*	-	*	*
Shortage of rain	11676	498	*	*	-	-	-	*
Too much rain	64335	2104	548	*	*	-	*	*
Wild animals	7937	*	*	*	*	-	-	*
Birds	35741	2114	857	*	*	*	*	*
Hailstone	10642	*	*	*	*	-	-	*
Pests	22291	2692	1437	*	-	-	*	-
Weeds	41524	3493	1073	*	*	-	*	*
Others	84562	5576	2002	1098	*	*	*	*

Table 3.4.14 Number of Holders reporting Damaged Crop Area in Hectare by Category of Crops and Cause of Damage

Guji

Cause of damage	Damaged crop area by crop category (HA)							
	Holders	All crops	Cereals	Pulses	Oilseeds	Vegetables	Root crops	Permanent
All damage	124793	14295	4559	918	-	1198	*	4367
Crop disease	*	*	-	-	-	-	-	-
Frost or floods	25193	1764	662	107	-	*	-	*
Locust	1299	*	*	*	-	-	-	*
Shortage of rain	*	*	*	*	-	-	*	*
Too much rain	62776	5082	1379	*	-	283	*	2590
Wild animals	*	*	*	-	-	-	-	*
Birds	31046	2781	*	*	-	*	-	*
Hailstone	*	814	*	*	-	*	-	*
Pests	*	*	*	*	-	-	-	*
Weeds	27670	1221	190	*	-	*	*	*
Others	24008	1719	794	*	-	*	*	268

Table 3.4.15 Number of Holders reporting Damaged Crop Area in Hectare by Category of Crops and Cause of Damage

Kelem

Cause of damage	Damaged crop area by crop category (HA)							
	Holders	All crops	Cereals	Pulses	Oilseeds	Vegetables	Root crops	Permanent
All damage	121321	16888	4089	920	*	*	*	7146
Crop disease	*	*	*	-	-	*	-	*
Frost or floods	31128	1296	598	91	-	*	*	394
Locust	*	*	*	*	*	*	-	*
Shortage of rain	*	*	*	*	-	-	-	*
Too much rain	49717	3458	935	*	*	*	*	1471
Wild animals	4122	140	*	*	*	*	-	14
Birds	17522	1766	326	*	*	*	*	*
Hailstone	15983	*	166	*	*	-	-	*
Pests	6759	473	289	*	-	*	-	*
Weeds	17483	1019	164	*	*	*	*	*
Others	48868	3956	1119	185	*	*	*	1074

Table 3.4.16 Number of Holders reporting Damaged Crop Area in Hectare by Category of Crops and Cause of Damage

Horoguduru

Cause of damage	Damaged crop area by crop category (HA)							
	Holders	All crops	Cereals	Pulses	Oilseeds	Vegetables	Root crops	Permanent
All damage	77266	16964	7435	1275	3492	*	*	*
Crop disease	*	*	*	*	-	-	-	*
Frost or floods	10923	1482	655	*	*	-	*	*
Locust	3826	*	*	*	*	-	*	-
Shortage of rain	*	*	*	*	*	-	*	*
Too much rain	29266	1048	446	179	134	*	*	*
Wild animals	*	*	*	-	*	-	-	-
Birds	10010	1455	511	*	*	*	*	*
Hailstone	2961	*	*	*	*	-	*	-
Pests	8693	1299	787	123	*	-	-	*
Weeds	26214	4514	2250	*	1149	*	*	*
Others	37064	5813	2251	487	1034	*	*	*

Table 3.4.117 Number of Holders reporting Damaged Crop Area in Hectare by Category of Crops and Cause of Damage

West Arsi

Cause of damage	Damaged crop area by crop category (HA)							
	Holders	All crops	Cereals	Pulses	Oilseeds	Vegetables	Root crops	Permanent
All damage	209563	27058	13146	3975	*	342	474	893
Crop disease	*	*	-	-	-	-	-	-
Frost or floods	66694	8222	4855	*	-	*	*	*
Locust	*	*	*	*	*	-	-	-
Shortage of rain	*	*	*	-	-	*	*	-
Too much rain	58578	5163	2238	291	*	*	*	*
Wild animals	*	*	*	-	-	*	*	-
Birds	16370	1455	*	*	-	-	*	*
Hailstone	14600	*	*	*	-	*	*	*
Pests	19048	1898	884	*	*	-	*	-
Weeds	39179	3788	1308	1104	*	-	*	*
Others	62041	4502	2711	616	*	*	117	-

Table 3.5 Number of Holders reporting Damaged Crop Area in Hectare by Category of Crops and Cause of Damage

Somalie

Cause of damage	Damaged crop area by crop category (HA)							
	Holders	All crops	Cereals	Pulses	Oilseeds	Vegetables	Root crops	Permanent
All damage	78294	19887	8221	*	*	707	*	689
Crop disease	*	*	*	-	-	-	-	*
Frost or floods	*	*	-	-	-	-	*	-
Locust	*	*	*	-	-	-	-	-
Shortage of rain	9486	1720	292	*	*	*	-	*
Too much rain	511	*	*	-	-	-	-	-
Wild animals	*	*	*	-	-	-	*	*
Birds	7603	1890	614	-	-	*	-	*
Hailstone	46621	12783	5985	*	-	*	*	*
Pests	*	*	*	*	-	-	-	*
Weeds	16308	1817	*	*	*	*	*	*
Others	830	*	*	-	-	-	-	-

Table 3.5.1 Number of Holders reporting Damaged Crop Area in Hectare by Category of Crops and Cause of Damage

Shinlele

Cause of damage	Damaged crop area by crop category (HA)							
	Holders	All crops	Cereals	Pulses	Oilseeds	Vegetables	Root crops	Permanent
All damage	5659	1069	164	-	-	-	-	*
Crop disease	*	*	*	-	-	-	-	*
Frost or floods	*	*	-	-	-	-	-	-
Locust	-	-	-	-	-	-	-	-
Shortage of rain	*	91	*	-	-	-	-	-
Too much rain	*	*	*	-	-	-	-	-
Wild animals	269	*	-	-	-	-	-	-
Birds	-	-	-	-	-	-	-	-
Hailstone	2596	444	*	-	-	-	-	-
Pests	*	*	*	-	-	-	-	*
Weeds	2926	393	*	-	-	-	-	-
Others	228	*	*	-	-	-	-	-

Table 3.5.2 Number of Holders reporting Damaged Crop Area in Hectare by Category of Crops and Cause of Damage

Jijiga

Cause of damage	Damaged crop area by crop category (HA)							
	Holders	All crops	Cereals	Pulses	Oilseeds	Vegetables	Root crops	Permanent
All damage	52195	16113	7516	*	*	707	*	682
Crop disease	*	*	*	-	-	-	-	-
Frost or floods	-	-	-	-	-	-	-	-
Locust	*	*	*	-	-	-	-	-
Shortage of rain	6328	1074	*	-	*	*	-	*
Too much rain	-	-	-	-	-	-	-	-
Wild animals	*	*	*	-	-	-	*	*
Birds	6316	1610	421	-	-	*	-	*
Hailstone	31711	10706	5722	-	-	*	*	*
Pests	*	*	*	*	-	-	-	*
Weeds	12925	1400	*	*	*	*	*	*
Others	*	*	*	-	-	-	-	-

Table 3.5.3 Number of Holders reporting Damaged Crop Area in Hectare by Category of Crops and Cause of Damage

Liben

Cause of damage	Damaged crop area by crop category (HA)							
	Holders	All crops	Cereals	Pulses	Oilseeds	Vegetables	Root crops	Permanent
All damage	20440	2706	541	*	-	-	*	-
Crop disease	-	-	-	-	-	-	-	-
Frost or floods	*	*	-	-	-	-	*	-
Locust	-	-	-	-	-	-	-	-
Shortage of rain	*	*	*	*	-	-	-	-
Too much rain	*	*	*	-	-	-	-	-
Wild animals	*	*	-	-	-	-	-	-
Birds	*	*	*	-	-	-	-	-
Hailstone	12315	1633	*	*	-	-	-	-
Pests	*	*	*	-	-	-	-	-
Weeds	*	*	*	-	-	-	-	-
Others	*	*	-	-	-	-	-	-

Table 3.6 Number of Holders reporting Damaged Crop Area in Hectare by Category of Crops and Cause of Damage

Benishangul – Gumuz Region

Cause of damage	Damaged crop area by crop category (HA)							
	Holders	All crops	Cereals	Pulses	Oilseeds	Vegetables	Root crops	Permanent
All damage	132108	19548	6115	2225	4780	856	679	1160
Crop disease	5598	173	*	*	*	-	*	*
Frost or floods	24888	2312	561	501	641	129	*	119
Locust	4241	686	*	*	*	*	*	*
Shortage of rain	7375	248	*	*	*	*	*	*
Too much rain	25775	789	207	43	136	20	*	*
Wild animals	4062	497	*	*	*	*	*	*
Birds	42446	5462	2009	403	1533	201	91	425
Hailstone	12831	972	69	*	498	-	*	49
Pests	4849	913	186	*	*	*	*	*
Weeds	26140	1272	460	247	231	*	*	114
Others	49109	6223	2107	*	1190	440	180	206

Table 3.6.1 Number of Holders reporting Damaged Crop Area in Hectare by Category of Crops and Cause of Damage

Metekel

Cause of damage	Damaged crop area by crop category (HA)							
	Holders	All crops	Cereals	Pulses	Oilseeds	Vegetables	Root crops	Permanent
All damage	51936	12627	4272	1563	3275	541	495	636
Crop disease	*	115	*	*	-	-	*	-
Frost or floods	12804	1508	282	420	470	*	*	*
Locust	2811	557	*	*	*	*	*	*
Shortage of rain	*	*	*	*	*	*	*	*
Too much rain	7073	210	*	*	*	*	*	*
Wild animals	1904	*	*	*	*	-	*	-
Birds	17268	3504	1526	*	1096	*	*	*
Hailstone	*	*	*	-	*	-	-	*
Pests	3325	*	*	-	*	*	*	*
Weeds	5351	415	*	*	*	*	*	*
Others	25788	4640	1609	*	941	*	114	122

Table 3.6.2 Number of Holders reporting Damaged Crop Area in Hectare by Category of Crops and Cause of Damage

Asosa

Cause of damage	Damaged crop area by crop category (HA)							
	Holders	All crops	Cereals	Pulses	Oilseeds	Vegetables	Root crops	Permanent
All damage	60153	4019	948	380	940	*	51	323
Crop disease	*	*	*	-	*	-	-	*
Frost or floods	8431	422	*	*	101	*	*	28
Locust	*	*	*	-	*	-	-	*
Shortage of rain	2628	34	*	*	*	-	-	*
Too much rain	13656	260	64	*	*	*	-	*
Wild animals	*	*	*	-	*	-	-	-
Birds	17985	1275	*	*	294	*	*	98
Hailstone	10920	*	*	*	*	-	*	33
Pests	853	*	*	-	*	-	-	*
Weeds	15933	414	*	*	*	*	*	*
Others	16149	810	328	*	113	*	*	42

Table 3.6.3 Number of Holders reporting Damaged Crop Area in Hectare by Category of Crops and Cause of Damage

Kemashi

Cause of damage	Damaged crop area by crop category (HA)							
	Holders	All crops	Cereals	Pulses	Oilseeds	Vegetables	Root crops	Permanent
All damage	11118	2070	618	220	462	265	119	*
Crop disease	*	*	-	-	-	-	*	-
Frost or floods	1667	248	*	*	*	*	*	-
Locust	479	68	*	-	*	*	-	-
Shortage of rain	318	*	*	*	-	*	-	*
Too much rain	2676	190	15	*	58	*	*	*
Wild animals	335	*	*	*	*	-	-	-
Birds	5125	521	219	*	130	50	*	*
Hailstone	*	*	*	*	*	-	*	-
Pests	*	*	*	-	*	*	-	*
Weeds	1283	243	128	*	*	-	*	*
Others	4969	644	147	*	122	*	*	*

Table 3.6.4 Number of Holders reporting Damaged Crop Area in Hectare by Category of Crops and Cause of Damage

Mao Komo Zone

Cause of damage	Damaged crop area by crop category (HA)							
	Holders	All crops	Cereals	Pulses	Oilseeds	Vegetables	Root crops	Permanent
All damage	8901	832	278	63	103	*	*	86
Crop disease	*	*	-	-	-	-	*	-
Frost or floods	1986	133	56	*	24	*	*	*
Locust	148	*	-	*	*	-	-	-
Shortage of rain	*	*	-	-	-	-	-	*
Too much rain	2369	*	25	*	*	*	*	*
Wild animals	903	*	*	-	*	*	-	*
Birds	2068	162	*	*	13	-	*	*
Hailstone	423	14	*	-	-	-	-	*
Pests	*	*	*	*	*	-	-	-
Weeds	3572	200	55	34	*	-	*	19
Others	2203	129	24	*	*	*	-	*

Table 3.7 Number of Holders reporting Damaged Crop Area in Hectare by Category of Crops and Cause of Damage
S.N.N.P. Region

Cause of damage	Damaged crop area by crop category (HA)							
	Holders	All crops	Cereals	Pulses	Oilseeds	Vegetables	Root crops	Permanent
All damage	2285309	141504	44953	13067	723	2790	7231	24109
Crop disease	68957	1366	66	*	*	*	*	214
Frost or floods	848655	38883	15168	3940	183	751	1879	4704
Locust	126569	*	1333	*	*	*	*	*
Shortage of rain	94841	2260	523	*	-	*	27	259
Too much rain	1001801	26508	5668	1995	*	544	1885	7522
Wild animals	60678	1409	574	100	*	*	*	87
Birds	204782	8074	2959	579	*	37	366	1012
Hailstone	167191	10750	3315	883	*	*	745	715
Pests	110548	7602	3605	325	-	*	127	534
Weeds	234710	6368	2304	714	*	77	533	762
Others	604117	26506	9438	2318	*	349	1402	2685

Table 3.7.1 Number of Holders reporting Damaged Crop Area in Hectare by Category of Crops and Cause of Damage
Gurage

Cause of damage	Damaged crop area by crop category (HA)							
	Holders	All crops	Cereals	Pulses	Oilseeds	Vegetables	Root crops	Permanent
All damage	153175	7128	3021	790	*	*	*	306
Crop disease	*	*	-	-	-	-	-	*
Frost or floods	53239	2564	*	*	-	*	*	74
Locust	*	*	-	*	*	-	-	-
Shortage of rain	*	*	*	*	-	*	-	*
Too much rain	59290	1185	*	*	-	*	*	56
Wild animals	4590	*	*	-	-	-	-	*
Birds	15205	*	*	-	-	*	-	*
Hailstone	7714	*	*	*	-	-	*	*
Pests	5431	*	*	-	-	-	-	*
Weeds	16629	379	*	*	-	*	*	*
Others	47621	1265	612	*	*	*	*	48

Table 3.7.2 Number of Holders reporting Damaged Crop Area in Hectare by Category of Crops and Cause of Damage
Hadiya

Cause of damage	Damaged crop area by crop category (HA)							
	Holders	All crops	Cereals	Pulses	Oilseeds	Vegetables	Root crops	Permanent
All damage	176735	14113	6665	695	*	*	48	625
Crop disease	*	*	*	-	-	*	-	-
Frost or floods	63355	3746	1990	48	-	*	*	*
Locust	*	*	*	*	-	-	-	-
Shortage of rain	23003	473	*	*	-	*	*	*
Too much rain	69189	2193	1134	*	-	*	*	*
Wild animals	8459	96	*	*	-	-	-	*
Birds	11175	*	*	*	-	-	-	*
Hailstone	*	*	*	*	-	*	-	*
Pests	22384	*	*	*	-	*	*	*
Weeds	12927	191	66	*	-	-	-	-
Others	80824	3874	1441	*	*	*	*	*

Table 3.7.3 Number of Holders reporting Damaged Crop Area in Hectare by Category of Crops and Cause of Damage

Kembata - Tembaro

Cause of damage	Damaged crop area by crop category (HA)							
	Holders	All crops	Cereals	Pulses	Oilseeds	Vegetables	Root crops	Permanent
All damage	84851	5161	1678	152	*	*	321	503
Crop disease	*	*	-	-	-	-	-	*
Frost or floods	29086	918	*	56	*	*	*	32
Locust	11698	225	98	*	-	*	*	*
Shortage of rain	10881	*	30	*	-	*	*	*
Too much rain	35317	1444	283	*	-	*	222	230
Wild animals	*	*	*	*	-	-	*	*
Birds	5297	*	*	*	-	*	-	*
Hailstone	4438	*	*	*	-	-	*	*
Pests	4503	*	*	-	-	-	-	*
Weeds	6148	*	*	-	-	*	*	*
Others	37511	1337	547	*	*	*	80	*

Table 3.7.4 Number of Holders reporting Damaged Crop Area in Hectare by Category of Crops and Cause of Damage

Sidama

Cause of damage	Damaged crop area by crop category (HA)							
	Holders	All crops	Cereals	Pulses	Oilseeds	Vegetables	Root crops	Permanent
All damage	656241	30957	4453	*	-	490	*	11606
Crop disease	*	*	-	-	-	-	*	*
Frost or floods	220819	8059	*	*	-	*	*	*
Locust	86386	*	*	*	-	*	*	*
Shortage of rain	9323	*	*	-	-	-	-	*
Too much rain	291110	5469	323	*	-	*	*	2371
Wild animals	*	*	-	*	-	-	-	-
Birds	21532	*	*	-	-	-	-	*
Hailstone	*	*	*	-	-	-	-	-
Pests	24724	*	*	*	-	-	-	*
Weeds	57172	*	*	*	-	-	*	*
Others	108614	3231	1095	*	-	*	*	683

Table 3.7.5 Number of Holders reporting Damaged Crop Area in Hectare by Category of Crops and Cause of Damage

Gedio

Cause of damage	Damaged crop area by crop category (HA)							
	Holders	All crops	Cereals	Pulses	Oilseeds	Vegetables	Root crops	Permanent
All damage	105253	3796	120	42	-	*	192	2674
Crop disease	*	*	-	-	-	-	*	*
Frost or floods	12795	363	*	*	-	*	-	*
Locust	*	*	-	-	-	-	-	*
Shortage of rain	*	*	*	-	-	-	-	*
Too much rain	76012	2618	*	*	-	*	182	1970
Wild animals	*	*	-	-	-	-	-	*
Birds	*	*	*	-	-	*	-	*
Hailstone	*	*	-	-	-	-	-	*
Pests	*	*	-	-	-	-	-	*
Weeds	15099	295	*	-	-	*	*	134
Others	9845	231	*	*	-	-	*	120

Table 3.7.6 Number of Holders reporting Damaged Crop Area in Hectare by Category of Crops and Cause of Damage

Wolayita

Cause of damage	Damaged crop area by crop category (HA)							
	Holders	All crops	Cereals	Pulses	Oilseeds	Vegetables	Root crops	Permanent
All damage	227836	9274	1350	1211	-	71	1068	1095
Crop disease	*	*	-	*	-	*	*	*
Frost or floods	109248	2678	336	282	-	*	327	347
Locust	4331	*	*	*	-	*	*	*
Shortage of rain	6605	69	*	*	-	-	*	-
Too much rain	122053	2880	356	509	-	*	402	*
Wild animals	4362	*	-	*	-	-	*	*
Birds	9898	154	*	*	-	-	*	*
Hailstone	21749	610	*	*	-	*	*	*
Pests	13006	*	*	*	-	-	*	111
Weeds	15583	*	*	*	-	-	*	*
Others	58411	1817	315	*	-	*	*	*

Table 3.7.7 Number of Holders reporting Damaged Crop Area in Hectare by Category of Crops and Cause of Damage

South Omo

Cause of damage	Damaged crop area by crop category (HA)							
	Holders	All crops	Cereals	Pulses	Oilseeds	Vegetables	Root crops	Permanent
All damage	65931	6412	1926	462	*	*	*	434
Crop disease	*	*	*	-	*	*	-	*
Frost or floods	20156	833	395	*	-	*	*	84
Locust	-	-	-	-	-	-	-	-
Shortage of rain	*	*	*	*	-	-	-	-
Too much rain	14925	338	83	*	-	*	*	*
Wild animals	1984	*	*	-	*	*	-	-
Birds	12880	*	*	*	*	-	*	*
Hailstone	14052	*	*	*	*	-	*	*
Pests	*	*	*	*	-	*	-	*
Weeds	11120	*	*	*	*	*	*	*
Others	10824	569	*	*	*	*	*	*

Table 3.7.8 Number of Holders reporting Damaged Crop Area in Hectare by Category of Crops and Cause of Damage

Sheka

Cause of damage	Damaged crop area by crop category (HA)							
	Holders	All crops	Cereals	Pulses	Oilseeds	Vegetables	Root crops	Permanent
All damage	39737	2878	398	*	-	88	119	1206
Crop disease	*	*	-	*	-	-	-	*
Frost or floods	11617	538	*	*	-	*	*	*
Locust	*	*	-	*	-	-	-	-
Shortage of rain	-	-	-	-	-	-	-	-
Too much rain	22920	1520	195	*	-	*	26	*
Wild animals	*	*	-	*	-	-	-	*
Birds	5573	198	*	*	-	*	*	68
Hailstone	1036	*	-	*	-	*	-	*
Pests	*	*	-	-	-	-	*	-
Weeds	1927	14	*	*	-	*	-	*
Others	8436	335	34	*	-	*	59	102

Table 3.7.9 Number of Holders reporting Damaged Crop Area in Hectare by Category of Crops and Cause of Damage

Keffa

Cause of damage	Damaged crop area by crop category (HA)							
	Holders	All crops	Cereals	Pulses	Oilseeds	Vegetables	Root crops	Permanent
All damage	178319	17664	5742	2840	*	266	1019	2304
Crop disease	*	*	*	-	-	-	*	-
Frost or floods	83123	5703	2149	1152	*	127	*	856
Locust	*	*	*	-	-	-	-	*
Shortage of rain	2775	*	-	-	-	*	-	*
Too much rain	106108	3664	1073	536	*	28	*	608
Wild animals	9649	444	*	*	-	-	*	*
Birds	38786	1326	494	187	*	*	*	127
Hailstone	10945	898	362	*	-	*	*	*
Pests	5498	*	*	*	-	-	*	-
Weeds	12849	217	*	*	*	*	*	*
Others	61500	5006	1255	754	*	*	493	636

Table 3.7.10 Number of Holders reporting Damaged Crop Area in Hectare by Category of Crops and Cause of Damage

Gamo Gofa

Cause of damage	Damaged crop area by crop category (HA)							
	Holders	All crops	Cereals	Pulses	Oilseeds	Vegetables	Root crops	Permanent
All damage	250874	19581	8264	1356	*	*	2325	1342
Crop disease	*	*	*	*	-	-	*	-
Frost or floods	128679	7147	3844	499	*	*	592	270
Locust	*	*	-	*	-	-	-	-
Shortage of rain	*	*	-	-	-	-	-	-
Too much rain	72323	1755	487	80	-	-	424	112
Wild animals	15037	318	*	*	-	*	*	-
Birds	40698	1740	813	*	*	*	140	*
Hailstone	38815	3308	1059	*	-	*	*	*
Pests	10235	485	*	*	-	-	*	*
Weeds	32941	484	55	*	*	-	*	*
Others	73340	3854	1581	*	-	*	326	*

Table 3.7.11 Number of Holders reporting Damaged Crop Area in Hectare by Category of Crops and Cause of Damage

Bench - Maji

Cause of damage	Damaged crop area by crop category (HA)							
	Holders	All crops	Cereals	Pulses	Oilseeds	Vegetables	Root crops	Permanent
All damage	50682	2777	992	202	-	*	200	509
Crop disease	*	*	-	-	-	*	-	*
Frost or floods	8795	508	131	*	-	*	*	*
Locust	*	*	*	-	-	-	-	-
Shortage of rain	*	*	*	-	-	-	*	-
Too much rain	27382	557	152	*	-	*	62	163
Wild animals	*	*	*	*	-	-	-	*
Birds	8149	302	152	*	-	-	*	82
Hailstone	2121	75	*	-	-	*	*	*
Pests	692	*	*	-	-	*	-	*
Weeds	7145	143	*	*	-	*	*	*
Others	17505	1002	328	136	-	*	*	137

Table 3.7.12 Number of Holders reporting Damaged Crop Area in Hectare by Category of Crops and Cause of Damage

Yem Special Wereda

Cause of damage	Damaged crop area by crop category (HA)							
	Holders	All crops	Cereals	Pulses	Oilseeds	Vegetables	Root crops	Permanent
All damage	15633	1516	749	185	*	*	52	81
Crop disease	*	*	*	-	-	-	-	*
Frost or floods	3337	231	77	69	*	*	*	*
Locust	2589	460	214	*	*	-	*	*
Shortage of rain	-	-	-	-	-	-	-	-
Too much rain	11325	274	168	18	*	*	*	15
Wild animals	572	31	*	*	-	*	-	*
Birds	885	*	*	*	-	-	-	*
Hailstone	792	*	*	*	-	-	*	*
Pests	495	*	*	-	-	*	-	*
Weeds	*	66	47	*	*	-	*	-
Others	6167	334	152	*	*	*	*	36

Table 3.7.13 Number of Holders reporting Damaged Crop Area in Hectare by Category of Crops and Cause of Damage

Segen Peoples

Cause of damage	Damaged crop area by crop category (HA)							
	Holders	All crops	Cereals	Pulses	Oilseeds	Vegetables	Root crops	Permanent
All damage	46150	4006	1636	601	-	*	*	398
Crop disease	*	*	*	*	-	-	-	*
Frost or floods	9954	682	312	*	-	*	*	*
Locust	-	-	-	-	-	-	-	-
Shortage of rain	860	*	*	-	-	-	-	*
Too much rain	17134	527	156	*	-	*	*	145
Wild animals	*	*	-	*	-	-	-	*
Birds	3979	243	65	*	-	-	-	*
Hailstone	6925	767	386	*	-	-	-	*
Pests	1967	*	*	*	-	-	-	*
Weeds	12272	1237	*	*	-	*	*	*
Others	6105	271	68	*	-	-	-	*

Table 3.7.14 Number of Holders reporting Damaged Crop Area in Hectare by Category of Crops and Cause of Damage

Dawro

Cause of damage	Damaged crop area by crop category (HA)							
	Holders	All crops	Cereals	Pulses	Oilseeds	Vegetables	Root crops	Permanent
All damage	70256	4718	1674	667	*	*	331	520
Crop disease	4601	*	*	*	-	-	*	*
Frost or floods	28021	1678	859	157	*	*	103	147
Locust	*	*	*	*	-	-	*	*
Shortage of rain	3254	74	*	*	-	-	*	*
Too much rain	38288	1231	316	228	*	*	*	159
Wild animals	2875	80	*	*	-	-	*	*
Birds	9993	287	*	*	*	*	*	*
Hailstone	5380	246	144	*	-	-	*	*
Pests	2185	123	*	*	-	-	*	*
Weeds	5217	201	*	*	-	*	*	*
Others	13141	644	*	*	-	*	*	*

Table 3.7.15 Number of Holders reporting Damaged Crop Area in Hectare by Category of Crops and Cause of Damage
Basketo Special Wereda

Cause of damage	Damaged crop area by crop category (HA)							
	Holders	All crops	Cereals	Pulses	Oilseeds	Vegetables	Root crops	Permanent
All damage	13938	867	225	66	*	*	56	47
Crop disease	*	*	-	-	-	-	-	-
Frost or floods	6997	272	58	14	*	-	18	12
Locust	-	-	-	-	-	-	-	-
Shortage of rain	4604	86	19	*	-	-	*	7
Too much rain	4445	94	34	10	-	*	7	11
Wild animals	428	*	-	*	-	*	*	*
Birds	1268	54	6	*	-	-	*	*
Hailstone	1237	25	6	*	-	-	5	*
Pests	1137	*	*	*	-	-	*	*
Weeds	3459	132	21	*	-	-	4	*
Others	4695	126	38	*	-	*	10	*

Table 3.7.16 Number of Holders reporting Damaged Crop Area in Hectare by Category of Crops and Cause of Damage
Konta Special Wereda

Cause of damage	Damaged crop area by crop category (HA)							
	Holders	All crops	Cereals	Pulses	Oilseeds	Vegetables	Root crops	Permanent
All damage	23033	1234	223	129	-	*	61	299
Crop disease	*	*	*	-	-	-	*	*
Frost or floods	12341	571	76	47	-	*	*	179
Locust	*	*	-	-	-	-	-	*
Shortage of rain	*	*	*	-	-	-	-	*
Too much rain	10699	165	*	*	-	*	*	58
Wild animals	*	*	*	*	-	-	-	*
Birds	4224	147	16	*	-	*	*	*
Hailstone	*	*	*	-	-	-	-	*
Pests	884	*	*	-	-	-	*	*
Weeds	5038	94	*	*	-	-	*	*
Others	5065	169	*	*	-	*	*	*

Table 3.7.17 Number of Holders reporting Damaged Crop Area in Hectare by Category of Crops and Cause of Damage
Silitie

Cause of damage	Damaged crop area by crop category (HA)							
	Holders	All crops	Cereals	Pulses	Oilseeds	Vegetables	Root crops	Permanent
All damage	99896	7297	4563	791	*	190	*	*
Crop disease	*	*	-	*	-	*	-	*
Frost or floods	43833	2218	1231	*	*	*	*	*
Locust	*	*	*	*	-	-	*	-
Shortage of rain	4509	119	*	*	-	*	-	-
Too much rain	20962	515	306	*	-	*	-	-
Wild animals	*	*	*	-	-	-	-	-
Birds	9430	370	296	-	-	*	-	*
Hailstone	8827	274	244	*	-	-	-	-
Pests	5183	*	*	*	-	-	-	-
Weeds	14899	*	*	*	-	*	-	*
Others	44778	2084	1278	131	-	*	*	*

Table 3.7.18 Number of Holders reporting Damaged Crop Area in Hectare by Category of Crops and Cause of Damage

Alaba Special Wereda

Cause of damage	Damaged crop area by crop category (HA)							
	Holders	All crops	Cereals	Pulses	Oilseeds	Vegetables	Root crops	Permanent
All damage	26769	2123	1275	*	*	175	-	*
Crop disease	*	*	*	-	-	-	-	-
Frost or floods	3260	173	120	*	-	*	-	-
Locust	2985	147	60	*	*	*	-	*
Shortage of rain	1140	*	*	-	-	*	-	-
Too much rain	2320	79	17	-	-	*	-	*
Wild animals	761	*	*	-	-	*	-	-
Birds	4482	253	130	*	*	*	-	*
Hailstone	2989	93	58	*	-	*	-	-
Pests	7147	782	469	-	-	*	-	*
Weeds	2447	157	*	-	-	*	-	-
Others	9735	358	*	*	*	*	-	*

Table 3.8 Number of Holders reporting Damaged Crop Area in Hectare by Category of Crops and Cause of Damage

Gambella Region

Cause of damage	Damaged crop area by crop category (HA)							
	Holders	All crops	Cereals	Pulses	Oilseeds	Vegetables	Root crops	Permanent
All damage	18264	1504	263	*	*	32	87	730
Crop disease	*	*	-	-	-	-	*	*
Frost or floods	4391	87	6	*	-	*	*	41
Locust	*	*	*	-	-	-	-	*
Shortage of rain	317	1	*	-	-	-	*	*
Too much rain	9380	643	89	*	*	*	*	359
Wild animals	1608	*	*	-	*	-	*	*
Birds	5269	303	85	-	-	*	*	112
Hailstone	1027	56	*	*	*	*	*	19
Pests	*	*	*	-	-	-	*	-
Weeds	2980	72	*	*	*	*	*	44
Others	4268	164	39	*	-	*	*	77

Table 3.8.1 Number of Holders reporting Damaged Crop Area in Hectare by Category of Crops and Cause of Damage

Agnuwak

Cause of damage	Damaged crop area by crop category (HA)							
	Holders	All crops	Cereals	Pulses	Oilseeds	Vegetables	Root crops	Permanent
All damage	1953	215	34	*	*	*	43	*
Crop disease	*	*	-	-	-	-	*	-
Frost or floods	*	*	*	-	-	-	*	*
Locust	-	-	-	-	-	-	-	-
Shortage of rain	*	*	*	-	-	-	*	-
Too much rain	*	*	*	-	*	*	*	*
Wild animals	*	*	*	-	-	-	*	-
Birds	288	*	*	-	-	-	*	*
Hailstone	330	37	*	*	*	-	*	*
Pests	*	*	-	-	-	-	*	-
Weeds	399	12	*	-	-	-	*	*
Others	555	58	*	-	-	-	*	*

Table 3.8.2 Number of Holders reporting Damaged Crop Area in Hectare by Category of Crops and Cause of Damage

Nuware

Cause of damage	Damaged crop area by crop category (HA)							
	Holders	All crops	Cereals	Pulses	Oilseeds	Vegetables	Root crops	Permanent
All damage	*	*	*	-	-	-	-	-
Crop disease	-	-	-	-	-	-	-	-
Frost or floods	-	-	-	-	-	-	-	-
Locust	-	-	-	-	-	-	-	-
Shortage of rain	-	-	-	-	-	-	-	-
Too much rain	-	-	-	-	-	-	-	-
Wild animals	*	*	*	-	-	-	-	-
Birds	*	*	*	-	-	-	-	-
Hailstone	-	-	-	-	-	-	-	-
Pests	-	-	-	-	-	-	-	-
Weeds	*	*	*	-	-	-	-	-
Others	*	*	*	-	-	-	-	-

Table 3.8.3 Number of Holders reporting Damaged Crop Area in Hectare by Category of Crops and Cause of Damage

Mezhenger

Cause of damage	Damaged crop area by crop category (HA)							
	Holders	All crops	Cereals	Pulses	Oilseeds	Vegetables	Root crops	Permanent
All damage	15254	1267	208	*	*	30	*	700
Crop disease	*	*	-	-	-	-	-	*
Frost or floods	3999	55	*	*	-	*	*	39
Locust	*	*	*	-	-	-	-	*
Shortage of rain	265	*	*	-	-	-	-	*
Too much rain	8881	624	88	*	-	*	*	356
Wild animals	1475	*	*	-	*	-	*	*
Birds	3996	246	*	-	-	*	*	*
Hailstone	697	19	*	-	-	*	-	*
Pests	*	*	*	-	-	-	-	-
Weeds	2555	61	*	*	*	*	*	39
Others	3700	106	31	*	-	*	*	68

Table 3.8.4 Number of Holders reporting Damaged Crop Area in Hectare by Category of Crops and Cause of Damage

Itang Special

Cause of damage	Damaged crop area by crop category (HA)							
	Holders	All crops	Cereals	Pulses	Oilseeds	Vegetables	Root crops	Permanent
All damage	*	*	*	-	-	-	-	-
Crop disease	-	-	-	-	-	-	-	-
Frost or floods	-	-	-	-	-	-	-	-
Locust	-	-	-	-	-	-	-	-
Shortage of rain	-	-	-	-	-	-	-	-
Too much rain	-	-	-	-	-	-	-	-
Wild animals	-	-	-	-	-	-	-	-
Birds	*	*	*	-	-	-	-	-
Hailstone	-	-	-	-	-	-	-	-
Pests	-	-	-	-	-	-	-	-
Weeds	-	-	-	-	-	-	-	-
Others	-	-	-	-	-	-	-	-

Table 3.9 Number of Holders reporting Damaged Crop Area in Hectare by Category of Crops and Cause of Damage

Harari Region

Cause of damage	Damaged crop area by crop category (HA)							
	Holders	All crops	Cereals	Pulses	Oilseeds	Vegetables	Root crops	Permanent
All damage	19671	2224	478	*	*	*	*	619
Crop disease	*	*	*	-	-	-	-	*
Frost or floods	1450	34	*	-	-	*	-	5
Locust	*	*	*	-	-	-	*	*
Shortage of rain	2822	229	*	-	*	-	*	*
Too much rain	3081	*	*	*	*	-	*	38
Wild animals	*	*	-	-	-	-	-	*
Birds	2217	144	*	*	*	*	-	*
Hailstone	5482	336	68	*	*	-	*	126
Pests	2613	106	*	-	*	*	-	*
Weeds	9683	803	173	-	*	*	*	256
Others	4051	318	46	-	*	*	-	66

Table 3.10 Number of Holders reporting Damaged Crop Area in Hectare by Category of Crops and Cause of Damage

Dire Dawa

Cause of damage	Damaged crop area by crop category (HA)							
	Holders	All crops	Cereals	Pulses	Oilseeds	Vegetables	Root crops	Permanent
All damage	19744	3411	622	303	*	*	*	185
Crop disease	1658	55	*	-	-	*	-	*
Frost or floods	504	7	*	-	*	-	-	*
Locust	*	*	-	-	-	-	-	-
Shortage of rain	3333	536	129	*	-	*	*	*
Too much rain	7734	445	48	84	*	*	*	52
Wild animals	*	*	*	-	-	-	-	*
Birds	*	*	*	-	*	-	*	-
Hailstone	9060	1296	160	145	*	*	*	*
Pests	2382	324	*	*	-	*	-	*
Weeds	6699	531	79	53	*	*	*	32
Others	2716	195	105	*	*	-	-	-

Table 4. Number of Holders by Type of Farm practice

Ethiopia	
Farm Practice	Number of Holders Reporting
Crop rotation	12613299
Reasons for not participating in extension package	
Ignorance	1184133
Shortage of money	3038635
Suspicion on efficacy	1032473
Programs unavailable	745072
Insufficient arable land	1796286
Others	955002
Use of services	
Credit	3696326
Advisory	10860702
Reasons for not using credit service	
Service unavailable	1189245
Failure to pay the loan	5067232
Inadequate service	2909432
Ignorance	628069
No return	518663
Others	2021190
Reasons for not using advisory service	
Service unavailable	621545
Inadequate service	2308830
Ignorance	1176336
No return	258086
Others	811470
Supplier of fertilizers	
Government	3529794
Private organizations	595119
Traders	950484
Others	3623817

Table 4.1 Number of Holders by Type of Farm practice

Tigray Region	
Farm Practice	Number of Holders Reporting
Crop rotation	903139
Reasons for not participating in extension package	
Ignorance	72682
Shortage of money	91427
Suspicion on efficacy	50842
Programs unavailable	46213
Insufficient arable land	80978
Others	47399
Use of services	
Credit	553634
Advisory	755149
Reasons for not using credit service	
Service unavailable	13920
Failure to pay the loan	270135
Inadequate service	29933
Ignorance	30322
No return	27160
Others	87500
Reasons for not using advisory service	
Service unavailable	47196
Inadequate service	42815
Ignorance	91703
No return	16888
Others	60264
Supplier of fertilizers	
Government	321362
Private organizations	148645
Traders	13453
Others	212672

Table 4.1.1 Number of Holders by Type of Farm practice

North West Tigray

Farm Practice	Number of Holders Reporting
Crop rotation	169451
Reasons for not participating in extension package	
Ignorance	11406
Shortage of money	12410
Suspicion on efficacy	4925
Programs unavailable	*
Insufficient arable land	12078
Others	4528
Use of services	
Credit	112279
Advisory	156257
Reasons for not using credit service	
Service unavailable	*
Failure to pay the loan	42315
Inadequate service	8386
Ignorance	4535
No return	5254
Others	9415
Reasons for not using advisory service	
Service unavailable	*
Inadequate service	3152
Ignorance	9647
No return	*
Others	6911
Supplier of fertilizers	
Government	47156
Private organizations	81659
Traders	*
Others	5199

Table 4.1.2 Number of Holders by Type of Farm practice

Central Tigray

Farm Practice	Number of Holders Reporting
Crop rotation	261675
Reasons for not participating in extension package	
Ignorance	19998
Shortage of money	22978
Suspicion on efficacy	18236
Programs unavailable	9117
Insufficient arable land	14279
Others	5685
Use of services	
Credit	166241
Advisory	226055
Reasons for not using credit service	
Service unavailable	2714
Failure to pay the loan	77889
Inadequate service	3071
Ignorance	5865
No return	9971
Others	25207
Reasons for not using advisory service	
Service unavailable	*
Inadequate service	5418
Ignorance	36188
No return	3800
Others	14816
Supplier of fertilizers	
Government	96300
Private organizations	33603
Traders	6473
Others	84796

Table 4.1.3 Number of Holders by Type of Farm practice

East Tigray

Farm Practice	Number of Holders Reporting
Crop rotation	162491
Reasons for not participating in extension package	
Ignorance	8529
Shortage of money	20787
Suspicion on efficacy	5457
Programs unavailable	4352
Insufficient arable land	13599
Others	10781
Use of services	
Credit	100189
Advisory	143063
Reasons for not using credit service	
Service unavailable	*
Failure to pay the loan	64607
Inadequate service	3991
Ignorance	*
No return	2583
Others	8524
Reasons for not using advisory service	
Service unavailable	8352
Inadequate service	6280
Ignorance	14502
No return	1713
Others	14085
Supplier of fertilizers	
Government	72330
Private organizations	*
Traders	2914
Others	58371

Table 4.1.4 Number of Holders by Type of Farm practice

South Tigray

Farm Practice	Number of Holders Reporting
Crop rotation	203113
Reasons for not participating in extension package	
Ignorance	24750
Shortage of money	21999
Suspicion on efficacy	9520
Programs unavailable	23609
Insufficient arable land	24169
Others	23208
Use of services	
Credit	126765
Advisory	151938
Reasons for not using credit service	
Service unavailable	*
Failure to pay the loan	53521
Inadequate service	*
Ignorance	3679
No return	*
Others	38253
Reasons for not using advisory service	
Service unavailable	21989
Inadequate service	18267
Ignorance	16178
No return	4850
Others	19397
Supplier of fertilizers	
Government	83995
Private organizations	*
Traders	1835
Others	60637

Table 4.1.5 Number of Holders by Type of Farm practice

Western Tigray	
Farm Practice	Number of Holders Reporting
Crop rotation	106409
Reasons for not participating in extension package	
Ignorance	8000
Shortage of money	13253
Suspicion on efficacy	12704
Programs unavailable	7423
Insufficient arable land	16853
Others	3197
Use of services	
Credit	48160
Advisory	77836
Reasons for not using credit service	
Service unavailable	4447
Failure to pay the loan	31802
Inadequate service	11244
Ignorance	10409
No return	4444
Others	6101
Reasons for not using advisory service	
Service unavailable	5505
Inadequate service	9697
Ignorance	15188
No return	3470
Others	5055
Supplier of fertilizers	
Government	21582
Private organizations	19026
Traders	1298
Others	3669

Table 4.2 Number of Holders by Type of Farm practice

Afar Region	
Farm Practice	Number of Holders Reporting
Crop rotation	3657
Reasons for not participating in extension package	
Ignorance	*
Shortage of money	255
Suspicion on efficacy	1457
Programs unavailable	12117
Insufficient arable land	*
Others	12568
Use of services	
Credit	*
Advisory	4380
Reasons for not using credit service	
Service unavailable	61764
Failure to pay the loan	761
Inadequate service	5207
Ignorance	970
No return	-
Others	*
Reasons for not using advisory service	
Service unavailable	52768
Inadequate service	12841
Ignorance	2369
No return	*
Others	*
Supplier of fertilizers	
Government	-
Private organizations	-
Traders	-
Others	-

Table 4.2.1 Number of Holders by Type of Farm practice

Zone 1	
Farm Practice	Number of Holders Reporting
Crop rotation	776
Reasons for not participating in extension package	
Ignorance	543
Shortage of money	*
Suspicion on efficacy	1296
Programs unavailable	6541
Insufficient arable land	*
Others	12568
Use of services	
Credit	*
Advisory	*
Reasons for not using credit service	
Service unavailable	41450
Failure to pay the loan	*
Inadequate service	*
Ignorance	904
No return	-
Others	*
Reasons for not using advisory service	
Service unavailable	33217
Inadequate service	11654
Ignorance	*
No return	*
Others	*
Supplier of fertilizers	
Government	-
Private organizations	-
Traders	-
Others	-

Table 4.2.2 Number of Holders by Type of Farm practice

Zone 3	
Farm Practice	Number of Holders Reporting
Crop rotation	*
Reasons for not participating in extension package	
Ignorance	*
Shortage of money	*
Suspicion on efficacy	*
Programs unavailable	5576
Insufficient arable land	-
Others	-
Use of services	
Credit	*
Advisory	*
Reasons for not using credit service	
Service unavailable	20314
Failure to pay the loan	327
Inadequate service	*
Ignorance	*
No return	-
Others	*
Reasons for not using advisory service	
Service unavailable	19550
Inadequate service	1187
Ignorance	*
No return	-
Others	-
Supplier of fertilizers	
Government	-
Private organizations	-
Traders	-
Others	-

Table 4.3 Number of Holders by Type of Farm practice

Amhara Region	
Farm Practice	Number of Holders Reporting
Crop rotation	4069211
Reasons for not participating in extension package	
Ignorance	258184
Shortage of money	588711
Suspicion on efficacy	356602
Programs unavailable	183618
Insufficient arable land	243312
Others	174945
Use of services	
Credit	1454453
Advisory	3668377
Reasons for not using credit service	
Service unavailable	85220
Failure to pay the loan	1552359
Inadequate service	247934
Ignorance	193021
No return	169729
Others	783857
Reasons for not using advisory service	
Service unavailable	90135
Inadequate service	199940
Ignorance	230732
No return	68095
Others	230071
Supplier of fertilizers	
Government	1023703
Private organizations	144611
Traders	141474
Others	1240648

Table 4.3.1 Number of Holders by Type of Farm practice

North Gonder	
Farm Practice	Number of Holders Reporting
Crop rotation	676468
Reasons for not participating in extension package	
Ignorance	60473
Shortage of money	107038
Suspicion on efficacy	68398
Programs unavailable	49927
Insufficient arable land	39448
Others	27362
Use of services	
Credit	201230
Advisory	532186
Reasons for not using credit service	
Service unavailable	41395
Failure to pay the loan	249050
Inadequate service	67043
Ignorance	78237
No return	16797
Others	76267
Reasons for not using advisory service	
Service unavailable	22498
Inadequate service	59663
Ignorance	71431
No return	10952
Others	33290
Supplier of fertilizers	
Government	284671
Private organizations	*
Traders	29932
Others	31471

Table 4.3.2 Number of Holders by Type of Farm practice

South Gonder	
Farm Practice	Number of Holders Reporting
Crop rotation	474250
Reasons for not participating in extension package	
Ignorance	33899
Shortage of money	176287
Suspicion on efficacy	24870
Programs unavailable	21729
Insufficient arable land	16430
Others	11295
Use of services	
Credit	165934
Advisory	414805
Reasons for not using credit service	
Service unavailable	8232
Failure to pay the loan	219675
Inadequate service	41501
Ignorance	13080
No return	19269
Others	41177
Reasons for not using advisory service	
Service unavailable	11804
Inadequate service	33456
Ignorance	29448
No return	*
Others	13024
Supplier of fertilizers	
Government	177945
Private organizations	72554
Traders	23916
Others	*

Table 4.3.3 Number of Holders by Type of Farm practice

North Wolo	
Farm Practice	Number of Holders Reporting
Crop rotation	321613
Reasons for not participating in extension package	
Ignorance	31596
Shortage of money	48548
Suspicion on efficacy	65407
Programs unavailable	35689
Insufficient arable land	38748
Others	19868
Use of services	
Credit	56469
Advisory	268498
Reasons for not using credit service	
Service unavailable	4230
Failure to pay the loan	154509
Inadequate service	26668
Ignorance	6228
No return	30113
Others	72156
Reasons for not using advisory service	
Service unavailable	*
Inadequate service	8611
Ignorance	13428
No return	19600
Others	26430
Supplier of fertilizers	
Government	108717
Private organizations	-
Traders	6281
Others	27531

Table 4.3.4 Number of Holders by Type of Farm practice

South Wolo	
Farm Practice	Number of Holders Reporting
Crop rotation	574966
Reasons for not participating in extension package	
Ignorance	44373
Shortage of money	41761
Suspicion on efficacy	113820
Programs unavailable	*
Insufficient arable land	52185
Others	39080
Use of services	
Credit	122920
Advisory	559718
Reasons for not using credit service	
Service unavailable	5965
Failure to pay the loan	203781
Inadequate service	31828
Ignorance	22261
No return	44176
Others	214135
Reasons for not using advisory service	
Service unavailable	7883
Inadequate service	8269
Ignorance	13742
No return	*
Others	40778
Supplier of fertilizers	
Government	228543
Private organizations	*
Traders	10418
Others	101890

Table 4.3.5 Number of Holders by Type of Farm practice

North Shewa	
Farm Practice	Number of Holders Reporting
Crop rotation	526331
Reasons for not participating in extension package	
Ignorance	46286
Shortage of money	103915
Suspicion on efficacy	36282
Programs unavailable	23948
Insufficient arable land	43257
Others	35926
Use of services	
Credit	178193
Advisory	468213
Reasons for not using credit service	
Service unavailable	*
Failure to pay the loan	237789
Inadequate service	18629
Ignorance	23587
No return	29609
Others	75372
Reasons for not using advisory service	
Service unavailable	13419
Inadequate service	25656
Ignorance	31604
No return	6799
Others	32874
Supplier of fertilizers	
Government	191835
Private organizations	36454
Traders	25834
Others	53451

Table 4.3.6 Number of Holders by Type of Farm practice

East Gojjam	
Farm Practice	Number of Holders Reporting
Crop rotation	558047
Reasons for not participating in extension package	
Ignorance	*
Shortage of money	37199
Suspicion on efficacy	*
Programs unavailable	*
Insufficient arable land	13403
Others	8117
Use of services	
Credit	287307
Advisory	520753
Reasons for not using credit service	
Service unavailable	-
Failure to pay the loan	180705
Inadequate service	13255
Ignorance	12959
No return	9432
Others	93794
Reasons for not using advisory service	
Service unavailable	*
Inadequate service	14642
Ignorance	20448
No return	-
Others	30356
Supplier of fertilizers	
Government	*
Private organizations	*
Traders	16910
Others	377589

Table 4.3.7 Number of Holders by Type of Farm practice

West Gojjam	
Farm Practice	Number of Holders Reporting
Crop rotation	529452
Reasons for not participating in extension package	
Ignorance	4209
Shortage of money	13904
Suspicion on efficacy	-
Programs unavailable	*
Insufficient arable land	5459
Others	*
Use of services	
Credit	294499
Advisory	508451
Reasons for not using credit service	
Service unavailable	2767
Failure to pay the loan	136330
Inadequate service	10361
Ignorance	17168
No return	8574
Others	117598
Reasons for not using advisory service	
Service unavailable	*
Inadequate service	18386
Ignorance	26980
No return	*
Others	26595
Supplier of fertilizers	
Government	*
Private organizations	-
Traders	15551
Others	471713

Table 4.3.8 Number of Holders by Type of Farm practice

Waghamera

Farm Practice	Number of Holders Reporting
Crop rotation	108395
Reasons for not participating in extension package	
Ignorance	6634
Shortage of money	44392
Suspicion on efficacy	12166
Programs unavailable	15925
Insufficient arable land	14562
Others	4483
Use of services	
Credit	17529
Advisory	75393
Reasons for not using credit service	
Service unavailable	4683
Failure to pay the loan	52426
Inadequate service	19372
Ignorance	3806
No return	4179
Others	11557
Reasons for not using advisory service	
Service unavailable	*
Inadequate service	12716
Ignorance	14342
No return	*
Others	6692
Supplier of fertilizers	
Government	10005
Private organizations	-
Traders	*
Others	*

Table 4.3.9 Number of Holders by Type of Farm practice

Awi

Farm Practice	Number of Holders Reporting
Crop rotation	213508
Reasons for not participating in extension package	
Ignorance	*
Shortage of money	7864
Suspicion on efficacy	-
Programs unavailable	*
Insufficient arable land	7294
Others	6894
Use of services	
Credit	124597
Advisory	230750
Reasons for not using credit service	
Service unavailable	*
Failure to pay the loan	77433
Inadequate service	4206
Ignorance	*
No return	3273
Others	39853
Reasons for not using advisory service	
Service unavailable	549
Inadequate service	*
Ignorance	4247
No return	-
Others	15466
Supplier of fertilizers	
Government	*
Private organizations	*
Traders	10694
Others	161611

Table 4.3.10 Number of Holders by Type of Farm practice

Oromia Zone	
Farm Practice	Number of Holders Reporting
Crop rotation	80688
Reasons for not participating in extension package	
Ignorance	10544
Shortage of money	7524
Suspicion on efficacy	32384
Programs unavailable	6600
Insufficient arable land	11654
Others	11254
Use of services	
Credit	5030
Advisory	84394
Reasons for not using credit service	
Service unavailable	1662
Failure to pay the loan	39913
Inadequate service	10643
Ignorance	9268
No return	4275
Others	41323
Reasons for not using advisory service	
Service unavailable	1143
Inadequate service	*
Ignorance	*
No return	*
Others	4456
Supplier of fertilizers	
Government	9627
Private organizations	*
Traders	*
Others	*

Table 4.3.11 Number of Holders by Type of Farm practice

Argoba Special	
Farm Practice	Number of Holders Reporting
Crop rotation	5493
Reasons for not participating in extension package	
Ignorance	1547
Shortage of money	280
Suspicion on efficacy	1164
Programs unavailable	1290
Insufficient arable land	872
Others	680
Use of services	
Credit	746
Advisory	5215
Reasons for not using credit service	
Service unavailable	147
Failure to pay the loan	749
Inadequate service	4428
Ignorance	48
No return	*
Others	625
Reasons for not using advisory service	
Service unavailable	*
Inadequate service	645
Ignorance	538
No return	250
Others	110
Supplier of fertilizers	
Government	314
Private organizations	-
Traders	-
Others	*

Table 4.4 Number of Holders by Type of Farm practice

Oromia Region	
Farm Practice	Number of Holders Reporting
Crop rotation	4849631
Reasons for not participating in extension package	
Ignorance	417111
Shortage of money	1257528
Suspicion on efficacy	311965
Programs unavailable	229492
Insufficient arable land	632240
Others	415309
Use of services	
Credit	931604
Advisory	4057495
Reasons for not using credit service	
Service unavailable	555000
Failure to pay the loan	1570453
Inadequate service	1600112
Ignorance	198262
No return	193963
Others	853696
Reasons for not using advisory service	
Service unavailable	185424
Inadequate service	829723
Ignorance	403498
No return	70203
Others	359208
Supplier of fertilizers	
Government	983704
Private organizations	240915
Traders	294710
Others	2133892

Table 4.4.1 Number of Holders by Type of Farm practice

West Welega	
Farm Practice	Number of Holders Reporting
Crop rotation	298456
Reasons for not participating in extension package	
Ignorance	3225
Shortage of money	122161
Suspicion on efficacy	11047
Programs unavailable	*
Insufficient arable land	19149
Others	8249
Use of services	
Credit	79269
Advisory	277899
Reasons for not using credit service	
Service unavailable	12980
Failure to pay the loan	142398
Inadequate service	29019
Ignorance	8287
No return	14448
Others	34667
Reasons for not using advisory service	
Service unavailable	2933
Inadequate service	8028
Ignorance	13828
No return	5411
Others	12968
Supplier of fertilizers	
Government	23928
Private organizations	*
Traders	5747
Others	154512

Table 4.4.2 Number of Holders by Type of Farm practice

East Welega	
Farm Practice	Number of Holders Reporting
Crop rotation	219496
Reasons for not participating in extension package	
Ignorance	4633
Shortage of money	60414
Suspicion on efficacy	10179
Programs unavailable	3044
Insufficient arable land	24659
Others	9253
Use of services	
Credit	57642
Advisory	182073
Reasons for not using credit service	
Service unavailable	*
Failure to pay the loan	92553
Inadequate service	28693
Ignorance	6143
No return	11505
Others	36496
Reasons for not using advisory service	
Service unavailable	*
Inadequate service	16968
Ignorance	16475
No return	6576
Others	20565
Supplier of fertilizers	
Government	*
Private organizations	*
Traders	7006
Others	144139

Table 4.4.3 Number of Holders by Type of Farm practice

Illubabor	
Farm Practice	Number of Holders Reporting
Crop rotation	263593
Reasons for not participating in extension package	
Ignorance	*
Shortage of money	108041
Suspicion on efficacy	10785
Programs unavailable	*
Insufficient arable land	26055
Others	4025
Use of services	
Credit	42091
Advisory	258097
Reasons for not using credit service	
Service unavailable	53594
Failure to pay the loan	104804
Inadequate service	64742
Ignorance	5182
No return	7388
Others	27644
Reasons for not using advisory service	
Service unavailable	4851
Inadequate service	23438
Ignorance	6229
No return	*
Others	10158
Supplier of fertilizers	
Government	154809
Private organizations	*
Traders	4540
Others	*

Table 4.4.4 Number of Holders by Type of Farm practice

Jimma	
Farm Practice	Number of Holders Reporting
Crop rotation	559779
Reasons for not participating in extension package	
Ignorance	*
Shortage of money	140988
Suspicion on efficacy	16096
Programs unavailable	*
Insufficient arable land	67464
Others	35167
Use of services	
Credit	57186
Advisory	479865
Reasons for not using credit service	
Service unavailable	51441
Failure to pay the loan	205748
Inadequate service	125831
Ignorance	7318
No return	23517
Others	141674
Reasons for not using advisory service	
Service unavailable	4535
Inadequate service	48544
Ignorance	*
No return	*
Others	37919
Supplier of fertilizers	
Government	379059
Private organizations	2845
Traders	14548
Others	4486

Table 4.4.5 Number of Holders by Type of Farm practice

West Shewa	
Farm Practice	Number of Holders Reporting
Crop rotation	459115
Reasons for not participating in extension package	
Ignorance	66732
Shortage of money	95347
Suspicion on efficacy	12705
Programs unavailable	17203
Insufficient arable land	68190
Others	44209
Use of services	
Credit	92271
Advisory	262473
Reasons for not using credit service	
Service unavailable	*
Failure to pay the loan	170115
Inadequate service	88134
Ignorance	19701
No return	24743
Others	71842
Reasons for not using advisory service	
Service unavailable	7864
Inadequate service	93228
Ignorance	68878
No return	*
Others	50217
Supplier of fertilizers	
Government	14536
Private organizations	28789
Traders	35847
Others	271309

Table 4.4.6 Number of Holders by Type of Farm practice

North Shewa	
Farm Practice	Number of Holders Reporting
Crop rotation	307035
Reasons for not participating in extension package	
Ignorance	38077
Shortage of money	50695
Suspicion on efficacy	28572
Programs unavailable	4051
Insufficient arable land	39743
Others	37686
Use of services	
Credit	97643
Advisory	246655
Reasons for not using credit service	
Service unavailable	*
Failure to pay the loan	87388
Inadequate service	49395
Ignorance	23632
No return	12581
Others	64236
Reasons for not using advisory service	
Service unavailable	2710
Inadequate service	35214
Ignorance	31764
No return	7101
Others	25425
Supplier of fertilizers	
Government	65304
Private organizations	29081
Traders	22120
Others	86507

Table 4.4.7 Number of Holders by Type of Farm practice

East Shewa	
Farm Practice	Number of Holders Reporting
Crop rotation	275065
Reasons for not participating in extension package	
Ignorance	22458
Shortage of money	65693
Suspicion on efficacy	20400
Programs unavailable	29771
Insufficient arable land	28590
Others	17844
Use of services	
Credit	41211
Advisory	209167
Reasons for not using credit service	
Service unavailable	49020
Failure to pay the loan	67435
Inadequate service	96361
Ignorance	11446
No return	*
Others	38149
Reasons for not using advisory service	
Service unavailable	12949
Inadequate service	51642
Ignorance	23957
No return	4255
Others	14670
Supplier of fertilizers	
Government	25002
Private organizations	*
Traders	28416
Others	168063

Table 4.4.8 Number of Holders by Type of Farm practice

Arsi		
Farm Practice	Number of Holders Reporting	
Crop rotation		499728
Reasons for not participating in extension package		
Ignorance		28561
Shortage of money		95856
Suspicion on efficacy		29653
Programs unavailable		45294
Insufficient arable land		61472
Others		62439
Use of services		
Credit		91259
Advisory		359510
Reasons for not using credit service		
Service unavailable		65733
Failure to pay the loan		170623
Inadequate service		105554
Ignorance		25836
No return		11368
Others		87286
Reasons for not using advisory service		
Service unavailable		*
Inadequate service		77475
Ignorance		39711
No return		*
Others		48155
Supplier of fertilizers		
Government		62217
Private organizations		10603
Traders		31597
Others		329752

Table 4.4.9 Number of Holders by Type of Farm practice

West Harerge		
Farm Practice	Number of Holders Reporting	
Crop rotation		208696
Reasons for not participating in extension package		
Ignorance		21776
Shortage of money		70324
Suspicion on efficacy		31541
Programs unavailable		*
Insufficient arable land		47561
Others		24433
Use of services		
Credit		50364
Advisory		231997
Reasons for not using credit service		
Service unavailable		*
Failure to pay the loan		25072
Inadequate service		215975
Ignorance		2000
No return		*
Others		22385
Reasons for not using advisory service		
Service unavailable		*
Inadequate service		76318
Ignorance		20514
No return		*
Others		7594
Supplier of fertilizers		
Government		17166
Private organizations		*
Traders		4863
Others		156849

Table 4.4.10 Number of Holders by Type of Farm practice

East Harerge	
Farm Practice	Number of Holders Reporting
Crop rotation	279881
Reasons for not participating in extension package	
Ignorance	*
Shortage of money	92461
Suspicion on efficacy	41067
Programs unavailable	*
Insufficient arable land	57418
Others	21898
Use of services	
Credit	32526
Advisory	425903
Reasons for not using credit service	
Service unavailable	52042
Failure to pay the loan	40904
Inadequate service	353011
Ignorance	5471
No return	*
Others	44817
Reasons for not using advisory service	
Service unavailable	*
Inadequate service	58318
Ignorance	12374
No return	*
Others	30082
Supplier of fertilizers	
Government	103333
Private organizations	122032
Traders	12628
Others	125455

Table 4.4.11 Number of Holders by Type of Farm practice

Bale	
Farm Practice	Number of Holders Reporting
Crop rotation	308873
Reasons for not participating in extension package	
Ignorance	28322
Shortage of money	57788
Suspicion on efficacy	30012
Programs unavailable	21664
Insufficient arable land	26040
Others	21924
Use of services	
Credit	42684
Advisory	237687
Reasons for not using credit service	
Service unavailable	28331
Failure to pay the loan	65735
Inadequate service	127260
Ignorance	9559
No return	6974
Others	76398
Reasons for not using advisory service	
Service unavailable	*
Inadequate service	72486
Ignorance	10209
No return	*
Others	11893
Supplier of fertilizers	
Government	*
Private organizations	*
Traders	5871
Others	131027

Table 4.4.12 Number of Holders by Type of Farm practice

Borena	
Farm Practice	Number of Holders Reporting
Crop rotation	45300
Reasons for not participating in extension package	
Ignorance	14913
Shortage of money	12657
Suspicion on efficacy	5478
Programs unavailable	22996
Insufficient arable land	13709
Others	22314
Use of services	
Credit	5374
Advisory	36947
Reasons for not using credit service	
Service unavailable	18978
Failure to pay the loan	17290
Inadequate service	58306
Ignorance	6377
No return	2924
Others	6302
Reasons for not using advisory service	
Service unavailable	14189
Inadequate service	53116
Ignorance	10408
No return	*
Others	847
Supplier of fertilizers	
Government	2243
Private organizations	*
Traders	*
Others	-

Table 4.4.13 Number of Holders by Type of Farm practice

South West Shewa	
Farm Practice	Number of Holders Reporting
Crop rotation	295549
Reasons for not participating in extension package	
Ignorance	29507
Shortage of money	66399
Suspicion on efficacy	22042
Programs unavailable	4186
Insufficient arable land	44858
Others	54907
Use of services	
Credit	71793
Advisory	170248
Reasons for not using credit service	
Service unavailable	*
Failure to pay the loan	125737
Inadequate service	29090
Ignorance	19249
No return	26247
Others	49452
Reasons for not using advisory service	
Service unavailable	6861
Inadequate service	62412
Ignorance	41542
No return	8716
Others	33384
Supplier of fertilizers	
Government	20288
Private organizations	*
Traders	34291
Others	200934

Table 4.4.14 Number of Holders by Type of Farm practice

Guji	
Farm Practice	Number of Holders Reporting
Crop rotation	136547
Reasons for not participating in extension package	
Ignorance	34037
Shortage of money	65386
Suspicion on efficacy	19596
Programs unavailable	33596
Insufficient arable land	40661
Others	11107
Use of services	
Credit	16992
Advisory	100470
Reasons for not using credit service	
Service unavailable	59339
Failure to pay the loan	54696
Inadequate service	70041
Ignorance	19499
No return	8205
Others	17644
Reasons for not using advisory service	
Service unavailable	22469
Inadequate service	85075
Ignorance	27149
No return	*
Others	6979
Supplier of fertilizers	
Government	36073
Private organizations	*
Traders	*
Others	-

Table 4.4.15 Number of Holders by Type of Farm practice

Kelem	
Farm Practice	Number of Holders Reporting
Crop rotation	182061
Reasons for not participating in extension package	
Ignorance	2365
Shortage of money	89589
Suspicion on efficacy	3342
Programs unavailable	*
Insufficient arable land	14690
Others	10512
Use of services	
Credit	48079
Advisory	142796
Reasons for not using credit service	
Service unavailable	1723
Failure to pay the loan	78919
Inadequate service	24346
Ignorance	4958
No return	4937
Others	29185
Reasons for not using advisory service	
Service unavailable	3809
Inadequate service	6040
Ignorance	13478
No return	*
Others	21734
Supplier of fertilizers	
Government	7444
Private organizations	*
Traders	6187
Others	71487

Table 4.4.16 Number of Holders by Type of Farm practice

Horoguduru	
Farm Practice	Number of Holders Reporting
Crop rotation	121214
Reasons for not participating in extension package	
Ignorance	4050
Shortage of money	28062
Suspicion on efficacy	5894
Programs unavailable	*
Insufficient arable land	10169
Others	5571
Use of services	
Credit	45273
Advisory	105699
Reasons for not using credit service	
Service unavailable	*
Failure to pay the loan	40295
Inadequate service	9392
Ignorance	4442
No return	5821
Others	24472
Reasons for not using advisory service	
Service unavailable	*
Inadequate service	6478
Ignorance	9306
No return	792
Others	10333
Supplier of fertilizers	
Government	*
Private organizations	-
Traders	4861
Others	87778

Table 4.4.17 Number of Holders by Type of Farm practice

West Arsi	
Farm Practice	Number of Holders Reporting
Crop rotation	389245
Reasons for not participating in extension package	
Ignorance	*
Shortage of money	35666
Suspicion on efficacy	13557
Programs unavailable	*
Insufficient arable land	41812
Others	*
Use of services	
Credit	59948
Advisory	330008
Reasons for not using credit service	
Service unavailable	89445
Failure to pay the loan	80742
Inadequate service	124963
Ignorance	19164
No return	10003
Others	81046
Reasons for not using advisory service	
Service unavailable	*
Inadequate service	54943
Ignorance	19321
No return	*
Others	16286
Supplier of fertilizers	
Government	47530
Private organizations	8389
Traders	73931
Others	200839

Table 4.5 Number of Holders by Type of Farm practice

Somalie Region	
Farm Practice	Number of Holders Reporting
Crop rotation	36118
Reasons for not participating in extension package	
Ignorance	*
Shortage of money	*
Suspicion on efficacy	4933
Programs unavailable	125777
Insufficient arable land	*
Others	4734
Use of services	
Credit	*
Advisory	*
Reasons for not using credit service	
Service unavailable	161653
Failure to pay the loan	*
Inadequate service	18755
Ignorance	*
No return	-
Others	2840
Reasons for not using advisory service	
Service unavailable	153268
Inadequate service	23991
Ignorance	*
No return	*
Others	*
Supplier of fertilizers	
Government	*
Private organizations	-
Traders	*
Others	-

Table 4.5.1 Number of Holders by Type of Farm practice

Shinele	
Farm Practice	Number of Holders Reporting
Crop rotation	227
Reasons for not participating in extension package	
Ignorance	*
Shortage of money	*
Suspicion on efficacy	*
Programs unavailable	3811
Insufficient arable land	*
Others	*
Use of services	
Credit	*
Advisory	*
Reasons for not using credit service	
Service unavailable	10831
Failure to pay the loan	*
Inadequate service	1591
Ignorance	-
No return	-
Others	*
Reasons for not using advisory service	
Service unavailable	9463
Inadequate service	3190
Ignorance	*
No return	-
Others	*
Supplier of fertilizers	
Government	*
Private organizations	-
Traders	*
Others	-

Table 4.5.2 Number of Holders by Type of Farm practice

Jijiga	
Farm Practice	Number of Holders Reporting
Crop rotation	19354
Reasons for not participating in extension package	
Ignorance	*
Shortage of money	-
Suspicion on efficacy	*
Programs unavailable	85092
Insufficient arable land	*
Others	*
Use of services	
Credit	*
Advisory	*
Reasons for not using credit service	
Service unavailable	94521
Failure to pay the loan	*
Inadequate service	*
Ignorance	-
No return	-
Others	*
Reasons for not using advisory service	
Service unavailable	90089
Inadequate service	*
Ignorance	-
No return	*
Others	*
Supplier of fertilizers	
Government	*
Private organizations	-
Traders	-
Others	-

Table 4.5.3 Number of Holders by Type of Farm practice

Liben	
Farm Practice	Number of Holders Reporting
Crop rotation	16537
Reasons for not participating in extension package	
Ignorance	*
Shortage of money	*
Suspicion on efficacy	*
Programs unavailable	36874
Insufficient arable land	*
Others	*
Use of services	
Credit	*
Advisory	*
Reasons for not using credit service	
Service unavailable	56301
Failure to pay the loan	*
Inadequate service	16330
Ignorance	*
No return	-
Others	*
Reasons for not using advisory service	
Service unavailable	53716
Inadequate service	16933
Ignorance	*
No return	*
Others	*
Supplier of fertilizers	
Government	-
Private organizations	-
Traders	-
Others	-

Table 4.6 Number of Holders by Type of Farm practice

Farm Practice	Number of Holders Reporting
Crop rotation	186056
Reasons for not participating in extension package	
Ignorance	20516
Shortage of money	101895
Suspicion on efficacy	20984
Programs unavailable	16446
Insufficient arable land	13032
Others	13711
Use of services	
Credit	18846
Advisory	150463
Reasons for not using credit service	
Service unavailable	28094
Failure to pay the loan	100969
Inadequate service	32940
Ignorance	21871
No return	4766
Others	26848
Reasons for not using advisory service	
Service unavailable	14911
Inadequate service	30429
Ignorance	30187
No return	3328
Others	5184
Supplier of fertilizers	
Government	23674
Private organizations	5860
Traders	6332
Others	7735

Table 4.6.1 Number of Holders by Type of Farm practice

Farm Practice	Number of Holders Reporting
Crop rotation	89683
Reasons for not participating in extension package	
Ignorance	8425
Shortage of money	22238
Suspicion on efficacy	13494
Programs unavailable	11065
Insufficient arable land	4953
Others	*
Use of services	
Credit	10286
Advisory	54895
Reasons for not using credit service	
Service unavailable	19692
Failure to pay the loan	33545
Inadequate service	9049
Ignorance	13921
No return	1060
Others	12176
Reasons for not using advisory service	
Service unavailable	10659
Inadequate service	13379
Ignorance	16840
No return	1936
Others	2019
Supplier of fertilizers	
Government	10095
Private organizations	2769
Traders	*
Others	7038

Table 4.6.2 Number of Holders by Type of Farm practice

Asosa	
Farm Practice	Number of Holders Reporting
Crop rotation	67250
Reasons for not participating in extension package	
Ignorance	8997
Shortage of money	60399
Suspicion on efficacy	5492
Programs unavailable	3573
Insufficient arable land	4670
Others	2528
Use of services	
Credit	7075
Advisory	73161
Reasons for not using credit service	
Service unavailable	2888
Failure to pay the loan	51749
Inadequate service	16680
Ignorance	6566
No return	3006
Others	11407
Reasons for not using advisory service	
Service unavailable	*
Inadequate service	12144
Ignorance	7878
No return	*
Others	1618
Supplier of fertilizers	
Government	11850
Private organizations	*
Traders	2515
Others	*

Table 4.6.3 Number of Holders by Type of Farm practice

Kemashi	
Farm Practice	Number of Holders Reporting
Crop rotation	16093
Reasons for not participating in extension package	
Ignorance	1474
Shortage of money	10562
Suspicion on efficacy	1497
Programs unavailable	742
Insufficient arable land	2262
Others	1319
Use of services	
Credit	996
Advisory	11577
Reasons for not using credit service	
Service unavailable	2067
Failure to pay the loan	10085
Inadequate service	3762
Ignorance	*
No return	*
Others	1966
Reasons for not using advisory service	
Service unavailable	542
Inadequate service	3322
Ignorance	*
No return	*
Others	*
Supplier of fertilizers	
Government	*
Private organizations	*
Traders	*
Others	*

Table 4.6.4 Number of Holders by Type of Farm practice

Mao Komo	
Farm Practice	Number of Holders Reporting
Crop rotation	13030
Reasons for not participating in extension package	
Ignorance	1619
Shortage of money	8696
Suspicion on efficacy	501
Programs unavailable	1066
Insufficient arable land	1147
Others	1193
Use of services	
Credit	489
Advisory	10830
Reasons for not using credit service	
Service unavailable	3448
Failure to pay the loan	5590
Inadequate service	3450
Ignorance	*
No return	*
Others	1299
Reasons for not using advisory service	
Service unavailable	193
Inadequate service	1585
Ignorance	2108
No return	*
Others	877
Supplier of fertilizers	
Government	1000
Private organizations	-
Traders	*
Others	*

Table 4.7 Number of Holders by Type of Farm practice

S.N.N.P. Region	
Farm Practice	Number of Holders Reporting
Crop rotation	2545014
Reasons for not participating in extension package	
Ignorance	396097
Shortage of money	991200
Suspicion on efficacy	277494
Programs unavailable	104771
Insufficient arable land	817841
Others	264020
Use of services	
Credit	725353
Advisory	2189260
Reasons for not using credit service	
Service unavailable	249362
Failure to pay the loan	1564010
Inadequate service	929093
Ignorance	180662
No return	122273
Others	259760
Reasons for not using advisory service	
Service unavailable	58826
Inadequate service	1123661
Ignorance	411088
No return	96571
Others	153461
Supplier of fertilizers	
Government	1170077
Private organizations	52816
Traders	485939
Others	26443

Table 4.7.1 Number of Holders by Type of Farm practice

Gurage	
Farm Practice	Number of Holders Reporting
Crop rotation	224150
Reasons for not participating in extension package	
Ignorance	35561
Shortage of money	51186
Suspicion on efficacy	4236
Programs unavailable	*
Insufficient arable land	41641
Others	16744
Use of services	
Credit	72565
Advisory	182581
Reasons for not using credit service	
Service unavailable	*
Failure to pay the loan	119390
Inadequate service	38222
Ignorance	18962
No return	*
Others	13481
Reasons for not using advisory service	
Service unavailable	*
Inadequate service	28533
Ignorance	36859
No return	12152
Others	12531
Supplier of fertilizers	
Government	139076
Private organizations	*
Traders	34584
Others	*

Table 4.7.2 Number of Holders by Type of Farm practice

Hadiya	
Farm Practice	Number of Holders Reporting
Crop rotation	254796
Reasons for not participating in extension package	
Ignorance	41789
Shortage of money	78057
Suspicion on efficacy	7632
Programs unavailable	17289
Insufficient arable land	50149
Others	*
Use of services	
Credit	124947
Advisory	165339
Reasons for not using credit service	
Service unavailable	*
Failure to pay the loan	74027
Inadequate service	23798
Ignorance	13552
No return	7722
Others	10588
Reasons for not using advisory service	
Service unavailable	*
Inadequate service	45998
Ignorance	42076
No return	*
Others	11344
Supplier of fertilizers	
Government	143209
Private organizations	*
Traders	57101
Others	10607

Table 4.7.3 Number of Holders by Type of Farm practice

Kembata – Tembaro	
Farm Practice	Number of Holders Reporting
Crop rotation	127243
Reasons for not participating in extension package	
Ignorance	13926
Shortage of money	47195
Suspicion on efficacy	4770
Programs unavailable	1343
Insufficient arable land	26418
Others	*
Use of services	
Credit	48169
Advisory	91217
Reasons for not using credit service	
Service unavailable	*
Failure to pay the loan	60252
Inadequate service	12890
Ignorance	2742
No return	4723
Others	4083
Reasons for not using advisory service	
Service unavailable	2037
Inadequate service	14842
Ignorance	16444
No return	1340
Others	*
Supplier of fertilizers	
Government	63873
Private organizations	*
Traders	40188
Others	*

Table 4.7.4 Number of Holders by Type of Farm practice

Sidama	
Farm Practice	Number of Holders Reporting
Crop rotation	413761
Reasons for not participating in extension package	
Ignorance	183553
Shortage of money	301463
Suspicion on efficacy	99677
Programs unavailable	*
Insufficient arable land	394527
Others	148562
Use of services	
Credit	99320
Advisory	360410
Reasons for not using credit service	
Service unavailable	158815
Failure to pay the loan	401727
Inadequate service	505012
Ignorance	34847
No return	7004
Others	88861
Reasons for not using advisory service	
Service unavailable	*
Inadequate service	711553
Ignorance	123971
No return	23883
Others	57111
Supplier of fertilizers	
Government	131944
Private organizations	18842
Traders	262496
Others	*

Table 4.7.5 Number of Holders by Type of Farm practice

Gedio	
Farm Practice	Number of Holders Reporting
Crop rotation	59587
Reasons for not participating in extension package	
Ignorance	12916
Shortage of money	37516
Suspicion on efficacy	10079
Programs unavailable	10124
Insufficient arable land	97196
Others	15525
Use of services	
Credit	5690
Advisory	55915
Reasons for not using credit service	
Service unavailable	*
Failure to pay the loan	54971
Inadequate service	112383
Ignorance	5360
No return	*
Others	7684
Reasons for not using advisory service	
Service unavailable	*
Inadequate service	114052
Ignorance	12469
No return	*
Others	6656
Supplier of fertilizers	
Government	10274
Private organizations	-
Traders	*
Others	-

Table 4.7.6 Number of Holders by Type of Farm practice

Wolayita	
Farm Practice	Number of Holders Reporting
Crop rotation	322813
Reasons for not participating in extension package	
Ignorance	9468
Shortage of money	68897
Suspicion on efficacy	7951
Programs unavailable	3232
Insufficient arable land	53933
Others	*
Use of services	
Credit	66560
Advisory	264016
Reasons for not using credit service	
Service unavailable	*
Failure to pay the loan	213940
Inadequate service	38524
Ignorance	7526
No return	13622
Others	20450
Reasons for not using advisory service	
Service unavailable	9610
Inadequate service	39441
Ignorance	24789
No return	*
Others	14818
Supplier of fertilizers	
Government	167774
Private organizations	*
Traders	61729
Others	*

Table 4.7.7 Number of Holders by Type of Farm practice

South Omo	
Farm Practice	Number of Holders Reporting
Crop rotation	82993
Reasons for not participating in extension package	
Ignorance	22305
Shortage of money	43404
Suspicion on efficacy	14274
Programs unavailable	*
Insufficient arable land	13790
Others	5285
Use of services	
Credit	18597
Advisory	95651
Reasons for not using credit service	
Service unavailable	12729
Failure to pay the loan	61762
Inadequate service	18934
Ignorance	24252
No return	3582
Others	10336
Reasons for not using advisory service	
Service unavailable	*
Inadequate service	28393
Ignorance	18996
No return	*
Others	*
Supplier of fertilizers	
Government	26427
Private organizations	-
Traders	-
Others	-

Table 4.7.8 Number of Holders by Type of Farm practice

Sheka	
Farm Practice	Number of Holders Reporting
Crop rotation	29945
Reasons for not participating in extension package	
Ignorance	3214
Shortage of money	17756
Suspicion on efficacy	8775
Programs unavailable	*
Insufficient arable land	11260
Others	7400
Use of services	
Credit	5342
Advisory	51181
Reasons for not using credit service	
Service unavailable	*
Failure to pay the loan	26844
Inadequate service	15978
Ignorance	1190
No return	2240
Others	7715
Reasons for not using advisory service	
Service unavailable	*
Inadequate service	3169
Ignorance	2240
No return	956
Others	3691
Supplier of fertilizers	
Government	9446
Private organizations	-
Traders	-
Others	*

Table 4.7.9 Number of Holders by Type of Farm practice

Keffa	
Farm Practice	Number of Holders Reporting
Crop rotation	197510
Reasons for not participating in extension package	
Ignorance	10278
Shortage of money	59706
Suspicion on efficacy	45718
Programs unavailable	*
Insufficient arable land	22454
Others	14682
Use of services	
Credit	21319
Advisory	151326
Reasons for not using credit service	
Service unavailable	*
Failure to pay the loan	131091
Inadequate service	17546
Ignorance	3892
No return	31411
Others	27315
Reasons for not using advisory service	
Service unavailable	2633
Inadequate service	30314
Ignorance	31302
No return	11394
Others	6173
Supplier of fertilizers	
Government	45564
Private organizations	-
Traders	-
Others	*

Table 4.7.10 Number of Holders by Type of Farm practice

Gamo Gofa	
Farm Practice	Number of Holders Reporting
Crop rotation	287152
Reasons for not participating in extension package	
Ignorance	27195
Shortage of money	110985
Suspicion on efficacy	33011
Programs unavailable	*
Insufficient arable land	28247
Others	20027
Use of services	
Credit	63418
Advisory	279773
Reasons for not using credit service	
Service unavailable	*
Failure to pay the loan	161626
Inadequate service	72014
Ignorance	38163
No return	20194
Others	29244
Reasons for not using advisory service	
Service unavailable	*
Inadequate service	41091
Ignorance	48274
No return	12232
Others	13392
Supplier of fertilizers	
Government	145503
Private organizations	*
Traders	*
Others	*

Table 4.7.11 Number of Holders by Type of Farm practice

Benchi – Maji

Farm Practice	Number of Holders Reporting
Crop rotation	74694
Reasons for not participating in extension package	
Ignorance	5843
Shortage of money	53261
Suspicion on efficacy	19821
Programs unavailable	*
Insufficient arable land	13710
Others	4788
Use of services	
Credit	11204
Advisory	69622
Reasons for not using credit service	
Service unavailable	*
Failure to pay the loan	56396
Inadequate service	19980
Ignorance	6335
No return	7929
Others	7550
Reasons for not using advisory service	
Service unavailable	*
Inadequate service	25751
Ignorance	13818
No return	3945
Others	1915
Supplier of fertilizers	
Government	13801
Private organizations	-
Traders	-
Others	*

Table 4.7.12 Number of Holders by Type of Farm practice

Yem Special Wereda

Farm Practice	Number of Holders Reporting
Crop rotation	20583
Reasons for not participating in extension package	
Ignorance	*
Shortage of money	6156
Suspicion on efficacy	*
Programs unavailable	*
Insufficient arable land	2960
Others	1051
Use of services	
Credit	7417
Advisory	20056
Reasons for not using credit service	
Service unavailable	*
Failure to pay the loan	10293
Inadequate service	*
Ignorance	535
No return	604
Others	1497
Reasons for not using advisory service	
Service unavailable	-
Inadequate service	-
Ignorance	-
No return	-
Others	616
Supplier of fertilizers	
Government	14892
Private organizations	*
Traders	660
Others	362

Table 4.7.13 Number of Holders by Type of Farm practice

Segen Peoples	
Farm Practice	Number of Holders Reporting
Crop rotation	66256
Reasons for not participating in extension package	
Ignorance	6602
Shortage of money	37850
Suspicion on efficacy	10863
Programs unavailable	*
Insufficient arable land	13917
Others	9956
Use of services	
Credit	12254
Advisory	68034
Reasons for not using credit service	
Service unavailable	*
Failure to pay the loan	47417
Inadequate service	21526
Ignorance	1744
No return	*
Others	8210
Reasons for not using advisory service	
Service unavailable	*
Inadequate service	16932
Ignorance	6694
No return	2643
Others	*
Supplier of fertilizers	
Government	17450
Private organizations	*
Traders	*
Others	-

Table 4.7.14 Number of Holders by Type of Farm practice

Dawro	
Farm Practice	Number of Holders Reporting
Crop rotation	90373
Reasons for not participating in extension package	
Ignorance	3196
Shortage of money	36589
Suspicion on efficacy	3825
Programs unavailable	*
Insufficient arable land	22660
Others	1316
Use of services	
Credit	20999
Advisory	77244
Reasons for not using credit service	
Service unavailable	6086
Failure to pay the loan	52874
Inadequate service	10460
Ignorance	*
No return	7212
Others	2189
Reasons for not using advisory service	
Service unavailable	*
Inadequate service	8065
Ignorance	12306
No return	*
Others	*
Supplier of fertilizers	
Government	30909
Private organizations	*
Traders	*
Others	*

Table 4.7.15 Number of Holders by Type of Farm practice

Basketo Special Wereda	
Farm Practice	Number of Holders Reporting
Crop rotation	15136
Reasons for not participating in extension package	
Ignorance	257
Shortage of money	4981
Suspicion on efficacy	1054
Programs unavailable	*
Insufficient arable land	3272
Others	902
Use of services	
Credit	4155
Advisory	13593
Reasons for not using credit service	
Service unavailable	*
Failure to pay the loan	8970
Inadequate service	617
Ignorance	1569
No return	756
Others	1785
Reasons for not using advisory service	
Service unavailable	*
Inadequate service	*
Ignorance	1886
No return	325
Others	1546
Supplier of fertilizers	
Government	6473
Private organizations	*
Traders	-
Others	*

Table 4.7.16 Number of Holders by Type of Farm practice

Konta Special Wereda	
Farm Practice	Number of Holders Reporting
Crop rotation	35333
Reasons for not participating in extension package	
Ignorance	2571
Shortage of money	6339
Suspicion on efficacy	4045
Programs unavailable	*
Insufficient arable land	7312
Others	*
Use of services	
Credit	8306
Advisory	28684
Reasons for not using credit service	
Service unavailable	*
Failure to pay the loan	23221
Inadequate service	1932
Ignorance	1788
No return	*
Others	1587
Reasons for not using advisory service	
Service unavailable	*
Inadequate service	633
Ignorance	3387
No return	*
Others	3924
Supplier of fertilizers	
Government	14053
Private organizations	*
Traders	*
Others	-

Table 4.7.17 Number of Holders by Type of Farm practice

Silitie	
Farm Practice	Number of Holders Reporting
Crop rotation	188337
Reasons for not participating in extension package	
Ignorance	13297
Shortage of money	15607
Suspicion on efficacy	1299
Programs unavailable	11794
Insufficient arable land	12792
Others	*
Use of services	
Credit	109354
Advisory	171803
Reasons for not using credit service	
Service unavailable	3788
Failure to pay the loan	41995
Inadequate service	11914
Ignorance	10570
No return	2118
Others	14976
Reasons for not using advisory service	
Service unavailable	*
Inadequate service	*
Ignorance	9440
No return	*
Others	2814
Supplier of fertilizers	
Government	155001
Private organizations	3147
Traders	15261
Others	*

Table 4.7.18 Number of Holders by Type of Farm practice

Alaba Special Wereda	
Farm Practice	Number of Holders Reporting
Crop rotation	54352
Reasons for not participating in extension package	
Ignorance	3955
Shortage of money	14251
Suspicion on efficacy	*
Programs unavailable	566
Insufficient arable land	1605
Others	*
Use of services	
Credit	25735
Advisory	42817
Reasons for not using credit service	
Service unavailable	*
Failure to pay the loan	17214
Inadequate service	7138
Ignorance	*
No return	*
Others	2210
Reasons for not using advisory service	
Service unavailable	*
Inadequate service	4739
Ignorance	6138
No return	*
Others	799
Supplier of fertilizers	
Government	34408
Private organizations	1711
Traders	6360
Others	652

Table 4.8 Number of Holders by Type of Farm practice

Gambella Region	
Farm Practice	Number of Holders Reporting
Crop rotation	10864
Reasons for not participating in extension package	
Ignorance	10417
Shortage of money	1043
Suspicion on efficacy	4382
Programs unavailable	18589
Insufficient arable land	1737
Others	10689
Use of services	
Credit	881
Advisory	7232
Reasons for not using credit service	
Service unavailable	32282
Failure to pay the loan	2205
Inadequate service	9046
Ignorance	1196
No return	*
Others	1854
Reasons for not using advisory service	
Service unavailable	15758
Inadequate service	19198
Ignorance	5098
No return	334
Others	309
Supplier of fertilizers	
Government	-
Private organizations	-
Traders	-
Others	-

Table 4.8.1 Number of Holders by Type of Farm practice

Aguaque	
Farm Practice	Number of Holders Reporting
Crop rotation	1553
Reasons for not participating in extension package	
Ignorance	1899
Shortage of money	*
Suspicion on efficacy	1121
Programs unavailable	2211
Insufficient arable land	*
Others	2443
Use of services	
Credit	*
Advisory	1843
Reasons for not using credit service	
Service unavailable	5624
Failure to pay the loan	*
Inadequate service	1325
Ignorance	*
No return	*
Others	*
Reasons for not using advisory service	
Service unavailable	1587
Inadequate service	2983
Ignorance	1567
No return	-
Others	*
Supplier of fertilizers	
Government	-
Private organizations	-
Traders	-
Others	-

Table 4.8.2 Number of Holders by Type of Farm practice

Nuware	
Farm Practice	Number of Holders Reporting
Crop rotation	114
Reasons for not participating in extension package	
Ignorance	5251
Shortage of money	*
Suspicion on efficacy	*
Programs unavailable	3950
Insufficient arable land	-
Others	2121
Use of services	
Credit	*
Advisory	502
Reasons for not using credit service	
Service unavailable	10980
Failure to pay the loan	*
Inadequate service	437
Ignorance	*
No return	-
Others	-
Reasons for not using advisory service	
Service unavailable	4326
Inadequate service	4377
Ignorance	2769
No return	-
Others	*
Supplier of fertilizers	
Government	-
Private organizations	-
Traders	-
Others	-

Table 4.8.3 Number of Holders by Type of Farm practice

Mezenger	
Farm Practice	Number of Holders Reporting
Crop rotation	8808
Reasons for not participating in extension package	
Ignorance	3182
Shortage of money	*
Suspicion on efficacy	2395
Programs unavailable	10077
Insufficient arable land	1515
Others	4071
Use of services	
Credit	658
Advisory	4443
Reasons for not using credit service	
Service unavailable	11775
Failure to pay the loan	1500
Inadequate service	6296
Ignorance	*
No return	*
Others	1582
Reasons for not using advisory service	
Service unavailable	7654
Inadequate service	9526
Ignorance	434
No return	221
Others	*
Supplier of fertilizers	
Government	-
Private organizations	-
Traders	-
Others	-

Table 4.7.21 Number of Holders by Type of Farm practice

Itang Special	
Farm Practice	Number of Holders Reporting
Crop rotation	*
Reasons for not participating in extension package	
Ignorance	*
Shortage of money	*
Suspicion on efficacy	777
Programs unavailable	*
Insufficient arable land	*
Others	2055
Use of services	
Credit	*
Advisory	*
Reasons for not using credit service	
Service unavailable	3903
Failure to pay the loan	*
Inadequate service	*
Ignorance	*
No return	-
Others	*
Reasons for not using advisory service	
Service unavailable	*
Inadequate service	2313
Ignorance	*
No return	*
Others	-
Supplier of fertilizers	
Government	-
Private organizations	-
Traders	-
Others	-

Table 4.9 Number of Holders by Type of Farm practice

Harari Region	
Farm Practice	Number of Holders Reporting
Crop rotation	6526
Reasons for not participating in extension package	
Ignorance	1816
Shortage of money	2655
Suspicion on efficacy	897
Programs unavailable	*
Insufficient arable land	3838
Others	4239
Use of services	
Credit	3956
Advisory	11616
Reasons for not using credit service	
Service unavailable	*
Failure to pay the loan	2535
Inadequate service	16812
Ignorance	*
No return	*
Others	2529
Reasons for not using advisory service	
Service unavailable	*
Inadequate service	12973
Ignorance	654
No return	334
Others	850
Supplier of fertilizers	
Government	5094
Private organizations	*
Traders	7871
Others	2231

Table 4.10 Number of Holders by Type of Farm practice

Dire Dawa

Farm Practice	Number of Holders Reporting
Crop rotation	3084
Reasons for not participating in extension package	
Ignorance	2241
Shortage of money	3177
Suspicion on efficacy	2918
Programs unavailable	6910
Insufficient arable land	841
Others	7389
Use of services	
Credit	2583
Advisory	12490
Reasons for not using credit service	
Service unavailable	1064
Failure to pay the loan	2794
Inadequate service	19599
Ignorance	*
No return	*
Others	2088
Reasons for not using advisory service	
Service unavailable	2431
Inadequate service	13258
Ignorance	389
No return	*
Others	*
Supplier of fertilizers	
Government	*
Private organizations	*
Traders	591
Others	*

Table 5 Number of Holders and Area of Irrigated land by Source of Water

Geographic area		Source of Water					Total
		River	Lake	Pond	Water Harvest	Others	
Ethiopia	Holders	895125	53314	115664	57371	137830	1211247
	Hectare	132934	6912	13571	3367	9600	166384
Tigray Region	Holders	86279	9751	21308	29755	18749	150287
	Hectare	9256	1513	1431	1040	*	14252
North West Tigray	Holders	13529	*	5676	5948	*	26559
	Hectare	*	*	*	*	*	1296
Central Tigray	Holders	20050	2839	7097	10695	*	41846
	Hectare	978	364	*	358	*	2278
East Tigray	Holders	12380	1894	6509	8141	*	27111
	Hectare	*	*	707	142	*	2330
South Tigray	Holders	38027	2273	1527	3456	9076	49941
	Hectare	5989	*	*	*	*	7602
Western Tigray	Holders	2293	*	*	*	-	4831
	Hectare	*	*	*	*	-	*
Afar Region	Holders	12423	*	-	-	-	12626
	Hectare	5199	*	-	-	-	5252
Zone 1	Holders	9458	*	-	-	-	9660
	Hectare	*	*	-	-	-	*
Zone 3	Holders	2966	-	-	-	-	2966
	Hectare	*	-	-	-	-	*
Amhara Region	Holders	460998	26732	18718	14912	91665	588436
	Hectare	42032	2376	539	889	3205	49041
North Gonder	Holders	31580	5153	*	*	*	40949
	Hectare	4481	*	*	*	*	5439
South Gonder	Holders	25594	*	*	*	*	32359
	Hectare	1799	*	*	*	*	2242
North Wollo	Holders	58951	*	*	*	*	67965
	Hectare	5402	*	*	*	*	6499
South Wollo	Holders	49257	*	*	*	9366	66956
	Hectare	3274	*	*	*	*	4175
North Shewa	Holders	78111	4706	*	2418	19888	102238
	Hectare	*	*	*	*	*	*
East Gojjam	Holders	66545	*	*	*	9080	76517
	Hectare	3526	*	*	*	*	4077
West Gojjam	Holders	85089	3521	*	-	38208	127064
	Hectare	4788	*	*	-	*	6660
Waghamera	Holders	3835	-	*	*	-	4525
	Hectare	197	-	*	*	-	238
Awi	Holders	47163	*	*	*	3640	51540
	Hectare	2768	*	*	*	*	2977
Oromia Zone	Holders	14630	*	*	*	2446	18066
	Hectare	1168	*	*	*	*	1339
Argoba Special	Holder	243	-	*	-	-	257
	Hectare	63	-	*	-	-	64
Oromia Region	Holders	199590	10486	73124	9408	21610	302321
	Hectare	38430	1955	11237	1235	*	57472
West Welega	Holders	*	-	*	-	*	2943
	Hectare	*	-	*	-	*	175
East Welega	Holders	5022	-	*	-	-	5569
	Hectare	*	-	*	-	-	*
Illubabor	Holders	*	-	-	-	-	*
	Hectare	*	-	-	-	-	*
Jimma	Holders	*	-	-	-	*	3630
	Hectare	*	-	-	-	*	*
West Shewa	Holders	25068	*	*	-	*	28600
	Hectare	*	*	*	-	*	*
North Shewa	Holders	11562	*	*	-	*	13507
	Hectare	196	*	*	-	*	240

Table 5 (cont'd)

Geographic area		Source of Water					Total
		River	Lake	Pond	Water Harvest	Others	
East Shewa	Holders	*	*	-	*	*	13929
	Hectare	*	*	-	*	*	*
Arsi	Holders	8706	-	-	*	-	9195
	Hectare	*	-	-	*	*	*
West Harerge	Holders	49432	-	*	*	*	62317
	Hectare	12952	-	*	*	*	15742
East Harerge	Holders	57238	*	61132	*	*	130528
	Hectare	12631	*	9795	*	*	26060
Bale	Holders	*	*	-	*	*	11714
	Hectare	*	*	-	*	*	3675
Borena	Holders						
	Hectare						
South West Shewa	Holders	*	-	*	-	*	*
	Hectare	*	-	*	-	*	*
Guji	Holders	*	-	-	-	*	*
	Hectare	*	-	-	-	*	*
West Arsi	Holders	*	*	*	-	-	6186
	Hectare	*	*	*	-	-	*
Kelem	Holders	*	*	-	-	*	1992
	Hectare	*	*	-	-	*	71
Horoguduru	Holders	*	-	-	*	*	*
	Hectare	*	-	-	*	*	*
Somali Region	Holders	8435	*	-	-	*	8664
	Hectare	3083	*	-	-	*	3149
Shinele	Holders	3747	*	-	-	-	3747
	Hectare	1730	*	-	-	-	1733
Jijiga	Holders	-	-	-	-	*	*
	Hectare	-	-	-	-	*	*
Liben	Holders	4687	-	-	-	-	4687
	Hectare	1353	-	-	-	-	1353
Benishangul	Holders	7707	*	-	-	*	8568
	Hectare	563	*	-	-	*	745
Metekel Zone	Holders	*	*	-	-	*	4377
	Hectare	*	*	-	-	*	532
Asosa	Holders	*	-	-	-	-	*
	Hectare	*	-	-	-	-	*
Kemashi	Holders						
	Hectare						
Mao Komo	Holders	*	-	-	-	-	*
	Hectare	*	-	-	-	-	*
S.N.N.P Region	Holders	115531	5662	*	*	*	125096
	Hectare	32023	843	*	*	*	33106
Gurage	Holders	*	*	-	*	-	*
	Hectare	*	*	-	*	-	*
Hadiya	Holders	*	*	-	*	*	1836
	Hectare	*	*	-	*	*	*
Kemb. - Temb.	Holders	*	*	-	*	-	*
	Hectare	*	*	-	*	-	*
Sidama	Holders	*	-	-	-	-	*
	Hectare	*	-	-	-	-	*
Gedio	Holders	*	-	-	-	-	*
	Hectare	*	-	-	-	-	*
Wolayita	Holders	*	-	-	-	-	*
	Hectare	*	-	-	-	-	*
South Omo	Holders	*	*	*	*	-	1566
	Hectare	*	*	*	*	-	*
Sheka	Holders	*	-	-	-	-	*
	Hectare	*	-	-	-	-	*

Table 5 (cont'd)

Geographic area		Source of Water					Total
		River	Lake	Pond	Water Harvest	Others	
Keffa	Holders	*	*	-	-	-	1632
	Hectare	*	*	-	-	-	*
Gamo - Gofa	Holders	*	*	-	-	*	*
	Hectare	*	*	-	-	*	*
Benchi - Maji	Holders	*	-	-	-	-	*
	Hectare	*	-	-	-	-	*
Yem	Holders	*	*	-	-	-	*
	Hectare	*	*	-	-	-	*
Segen Peoples	Holders	24316	*	-	-	-	24477
	Hectare	9503	*	-	-	-	9850
Dawro	Holders	*	-	-	-	-	*
	Hectare	*	-	-	-	-	*
Basketo	Holders	*	-	-	-	-	*
	Hectare	*	-	-	-	-	*
Konta	Holders	*	-	-	*	-	*
	Hectare	*	-	-	*	-	*
Silitie	Holders	*	-	-	*	*	*
	Hectare	*	-	-	*	*	*
Alaba	Holders	*	-	-	-	-	*
	Hectare	*	-	-	-	-	*
Gambella Region	Holder	*	-	-	*	*	269
	Hectare	*	-	-	*	*	*
Agnuwak	Holder	*	-	-	-	*	*
	Hectare	*	-	-	-	*	*
Nuware	Holder	*	-	-	-	-	*
	Hectare	*	-	-	-	-	*
Mezenger	Holder	*	-	-	*	*	*
	Hectare	*	-	-	*	*	*
Itang Special	Holder	*	-	-	-	-	*
	Hectare	*	-	-	-	-	*
Harari Region	Holders	3565	229	1603	669	1959	7856
	Hectare	*	*	267	*	387	1592
Dire Dawa	Holders	6430	-	*	-	*	7124
	Hectare	1642	-	*	-	*	1760

Crop type	Source of Water					Total
	River	Lake	Pond	Water Harvest	Others	
All	132934	6912	13571	3367	9600	166384
Cereals	52392	5546	4073	1243	3764	67019
Teff	9706	1674	*	*	321	12115
Barley	2563	645	*	*	*	3741
Wheat	3408	1196	672	*	*	5917
Maize	22383	635	2339	506	1724	27587
Sorghum	13580	*	626	*	920	16163
Finger millet	*	*	*	*	*	856
Oats / 'Aja'	*	*	-	-	-	*
Rice	*	-	*	-	-	*
Masho	*	-	-	-	*	*
Pulses	3790	407	462	*	*	5396
Horse / Faba beans	544	*	*	*	*	964
Field Peas	*	*	-	-	-	193
Haricot beans white	543	*	*	-	*	703
Haricot beans red	862	*	*	-	*	1221
Chick peas	1259	-	*	-	*	1292
Lentils	*	-	*	-	*	*
Vetch / Grass peas	*	*	*	*	-	385
Soya beans	-	-	-	*	-	*
Fenugreek	*	-	79	*	*	313
Gibto	*	-	-	-	-	*
Oilseeds	1971	*	*	-	*	2161
Neug	*	-	-	-	*	*
Linseed	127	-	*	-	*	248
Groundnuts	217	-	*	-	-	246
Safflower	*	*	-	-	*	*
Sesame	*	-	-	-	-	*
Rapeseed	*	*	-	-	*	*
Vegetables	4787	*	426	211	*	6382
Lettuce	27	*	*	*	*	*
Head cabbage	145	*	*	*	*	341
Ethiopian cabbage	142	*	*	*	*	401
Tomatoes	2361	*	239	62	*	2769
Green peppers	393	*	87	*	*	767
Red peppers	1712	*	*	99	58	1989
Swiss chard	8	-	*	*	*	16
Root crops	15812	*	655	225	789	17614
Beetroot	57	-	*	*	*	88
Carrot	338	-	*	*	*	454
Onion	6767	*	27	*	*	6969
Potatoes	3508	*	240	*	*	4326
Yam	*	-	-	-	-	*
Garlic	1044	*	61	29	74	1217
Taro 'Godere'	*	-	-	-	-	*
Sweet potatoes	4034	*	290	*	*	4497
Other Temporary	1443	*	116	14	*	1704
Permanent crops	9856	17	141	81	437	10532
Avocado	553	*	*	-	*	565
Bananas	7031	*	73	*	*	7312
Guava	394	*	*	*	*	460
Lemons	178	*	*	*	*	245
Mangoes	866	*	3	*	108	994
Oranges	392	*	*	*	12	433
Papayas	442	*	17	*	38	516
Pineapples	-	-	*	-	-	*
Stimulant Crops	30172	278	7514	1100	3286	42350
Chat	19160	*	6424	982	2576	29251
Coffee	8676	*	*	*	324	10186
Hops / 'Gesho'	2337	*	69	57	386	2912
Enset	3272	*	-	*	*	3396
Sugar cane	*	*	*	*	*	8827
Other permanent	937	*	*	*	22	1004

Table 6 Area of irrigated land by crop and source of water

Tigray

Crop type	Source of Water					Total
	River	Lake	Pond	Water Harvest	Others	
All	9256	1513	1431	1040	*	14252
Cereals	6329	1489	856	670	*	10197
Teff	2127	*	*	*	*	3215
Barley	713	*	*	*	*	1150
Wheat	1892	*	*	*	*	2761
Maize	1025	*	92	*	*	1955
Sorghum	458	*	-	-	-	809
Finger millet	*	-	*	*	-	*
Oats / 'Aja'	-	-	-	-	-	-
Rice	-	-	-	-	-	-
Masho	-	-	-	-	-	-
Pulses	*	-	*	*	*	542
Horse / Faba beans	*	-	-	*	*	*
Field Peas	*	-	-	-	-	*
Haricot beans white	-	-	-	-	-	-
Haricot beans red	-	-	-	-	-	-
Chick peas	*	-	*	-	-	*
Lentils	-	-	-	-	-	-
Vetch / Grass peas	-	-	*	-	-	*
Soya beans	-	-	-	-	-	-
Fenugreek	*	-	*	*	-	*
Gibto	-	-	-	-	-	-
Oilseeds	*	-	*	-	-	*
Neug	-	-	-	-	-	-
Linseed	*	-	*	-	-	*
Groundnuts	-	-	-	-	-	-
Safflower	-	-	-	-	-	-
Sesame	-	-	-	-	-	-
Rapeseed	-	-	-	-	-	-
Vegetables	521	*	*	108	*	888
Lettuce	*	*	*	*	*	25
Head cabbage	*	-	*	*	*	78
Ethiopian cabbage	-	-	-	-	*	*
Tomatoes	221	*	*	*	*	359
Green peppers	28	-	*	*	*	130
Red peppers	*	*	*	54	*	286
Swiss chard	*	-	*	*	*	8
Root crops	414	*	35	*	*	548
Beetroot	-	-	-	-	-	-
Carrot	*	-	-	*	*	*
Onion	*	*	3	*	*	*
Potatoes	-	-	*	*	*	*
Yam	-	-	-	-	-	-
Garlic	133	*	14	18	*	175
Taro 'Godere'	-	-	-	-	-	-
Sweet potatoes	-	-	-	*	*	*
Other Temporary	*	-	*	*	*	*
Permanent crops	*	*	81	42	*	617
Avocado	*	*	*	-	-	*
Bananas	*	*	*	*	*	*
Guava	160	*	*	*	*	211
Lemons	26	*	*	*	*	41
Mangoes	*	*	*	*	-	8
Oranges	*	*	*	*	*	35
Papayas	14	-	*	*	*	32
Pineapples	-	-	*	-	-	*
Stimulant Crops	1057	*	58	*	21	1257
Chat	*	*	-	*	-	*
Coffee	49	-	*	*	*	59
Hops / 'Gesho'	553	*	49	53	21	679
Enset	-	-	-	*	-	*
Sugar cane	-	-	-	-	-	*
Other permanent	*	-	*	*	*	30

Table 6 Area of Irrigated land by Crop and Source of Water

Crop type	Source of Water					Total
	River	Lake	Pond	Water Harvest	Others	
All	5199	*	-	-	-	5252
Cereals	4652	*	-	-	-	4705
Teff	*	-	-	-	-	*
Barley	-	-	-	-	-	-
Wheat	-	-	-	-	-	-
Maize	4560	*	-	-	-	4613
Sorghum	*	-	-	-	-	*
Finger millet	-	-	-	-	-	-
Oats / 'Aja'	-	-	-	-	-	-
Rice	-	-	-	-	-	-
Masho	-	-	-	-	-	-
Pulses	*	-	-	-	-	*
Horse / Faba beans	-	-	-	-	-	-
Field Peas	-	-	-	-	-	-
Haricot beans white	*	-	-	-	-	*
Haricot beans red	-	-	-	-	-	-
Chick peas	-	-	-	-	-	-
Lentils	-	-	-	-	-	-
Vetch / Grass peas	-	-	-	-	-	-
Soya beans	-	-	-	-	-	-
Fenugreek	-	-	-	-	-	-
Gibto	-	-	-	-	-	-
Oilseeds	*	-	-	-	-	*
Neug	-	-	-	-	-	-
Linseed	-	-	-	-	-	-
Groundnuts	-	-	-	-	-	-
Safflower	-	-	-	-	-	-
Sesame	*	-	-	-	-	*
Rapeseed	-	-	-	-	-	-
Vegetables	41	-	-	-	-	41
Lettuce	-	-	-	-	-	-
Head cabbage	-	-	-	-	-	-
Ethiopian cabbage	-	-	-	-	-	-
Tomatoes	*	-	-	-	-	*
Green peppers	*	-	-	-	-	*
Red peppers	*	-	-	-	-	*
Swiss chard	-	-	-	-	-	-
Root crops	*	-	-	-	-	*
Beetroot	-	-	-	-	-	-
Carrot	-	-	-	-	-	-
Onion	*	-	-	-	-	*
Potatoes	-	-	-	-	-	-
Yam	-	-	-	-	-	-
Garlic	-	-	-	-	-	-
Taro 'Godere'	-	-	-	-	-	-
Sweet potatoes	*	-	-	-	-	*
Other Temporary	*	-	-	-	-	*
Permanent crops	*	-	-	-	-	*
Avocado	-	-	-	-	-	-
Bananas	*	-	-	-	-	*
Guava	*	-	-	-	-	*
Lemons	*	-	-	-	-	*
Mangoes	*	-	-	-	-	*
Oranges	-	-	-	-	-	-
Papayas	*	-	-	-	-	*
Pineapples	-	-	-	-	-	-
Stimulant Crops	-	-	-	-	-	-
Chat	-	-	-	-	-	-
Coffee	-	-	-	-	-	-
Hops / 'Geshe'	-	-	-	-	-	-
Enset	-	-	-	-	-	-
Sugar cane	-	-	-	-	-	-
Other permanent	*	*	-	-	-	*

Table 6 Area of Irrigated land by Crop and Source of Water

Crop type	Source of Water					Total
	River	Lake	Pond	Water Harvest	Others	
All	42032	2376	539	889	3205	49041
Cereals	19548	1879	*	*	1396	23107
Teff	4863	592	-	-	*	5620
Barley	1255	*	-	*	*	1699
Wheat	1240	430	-	*	*	1863
Maize	3546	*	*	*	457	4302
Sorghum	*	*	*	-	*	*
Finger millet	*	*	-	-	*	*
Oats / 'Aja'	*	*	-	-	-	*
Rice	*	-	*	-	-	*
Masho	*	-	-	-	*	*
Pulses	1971	204	*	*	*	2354
Horse / Faba beans	416	*	*	-	*	640
Field Peas	*	*	-	-	-	*
Haricot beans white	*	-	-	-	-	*
Haricot beans red	*	-	-	-	-	*
Chick peas	991	-	-	-	-	991
Lentils	*	-	-	-	-	*
Vetch / Grass peas	*	*	-	*	-	*
Soya beans	-	-	-	-	-	-
Fenugreek	*	-	-	-	-	*
Gibto	*	-	-	-	-	*
Oilseeds	*	*	-	-	*	*
Neug	*	-	-	-	*	*
Linseed	*	-	-	-	*	*
Groundnuts	*	-	-	-	-	*
Safflower	*	*	-	-	*	*
Sesame	*	-	-	-	-	*
Rapeseed	*	*	-	-	*	*
Vegetables	2036	34	76	*	127	2320
Lettuce	*	-	-	-	-	*
Head cabbage	54	*	*	*	*	91
Ethiopian cabbage	57	-	*	*	*	101
Tomatoes	*	-	-	*	*	*
Green peppers	*	*	*	*	17	*
Red peppers	1462	*	*	*	53	1588
Swiss chard	*	-	*	*	*	8
Root crops	8707	*	*	*	248	9284
Beetroot	*	-	*	-	*	28
Carrot	*	-	-	-	*	*
Onion	*	*	*	*	*	*
Potatoes	3466	*	*	*	*	3798
Yam	-	-	-	-	-	-
Garlic	755	*	*	*	65	880
Taro 'Godere'	-	-	-	-	-	-
Sweet potatoes	*	-	-	-	*	*
Other Temporary	*	*	*	*	*	*
Permanent crops	1102	*	3	*	165	1292
Avocado	55	-	-	-	*	59
Bananas	417	*	*	*	*	446
Guava	96	-	*	-	*	101
Lemons	*	-	*	-	*	*
Mangoes	215	-	*	*	61	290
Oranges	140	*	*	*	*	155
Papayas	*	-	-	*	*	98
Pineapples	-	-	-	-	-	-
Stimulant Crops	5435	*	*	*	1171	7250
Chat	1285	*	*	*	*	2368
Coffee	2461	*	*	*	201	2751
Hops / 'Gesho'	1689	*	*	*	365	2131
Enset	-	-	-	-	-	-
Sugar cane	1464	-	-	-	*	1466
Other permanent	47	*	*	*	*	95

Table 6 Area of Irrigated land by Crop and Source of Water

Oromia						
Crop type	Source of Water					Total
	River	Lake	Pond	Water Harvest	Others	
All	38430	1955	11237	1235	*	57472
Cereals	10336	1435	2856	411	*	16255
Teff	*	*	*	-	*	*
Barley	*	*	-	-	*	*
Wheat	*	*	*	-	*	1096
Maize	5128	*	2122	365	*	8113
Sorghum	2630	*	492	*	*	3867
Finger millet	-	-	-	-	-	-
Oats / 'Aja'	*	*	-	-	-	*
Rice	-	-	-	-	-	-
Masho	-	-	-	-	-	-
Pulses	637	*	*	*	*	1632
Horse / Faba beans	-	*	*	-	*	*
Field Peas	-	-	-	-	-	-
Haricot beans white	302	*	*	-	*	462
Haricot beans red	237	*	*	-	*	544
Chick peas	*	-	-	-	*	*
Lentils	*	-	*	-	-	*
Vetch / Grass peas	-	-	-	-	-	-
Soya beans	-	-	-	*	-	*
Fenugreek	*	-	*	-	*	174
Gibto	-	-	-	-	-	-
Oilseeds	*	-	*	-	*	*
Neug	*	-	-	-	-	*
Linseed	*	-	-	-	*	*
Groundnuts	*	-	*	-	-	101
Safflower	-	-	-	-	-	-
Sesame	*	-	-	-	-	*
Rapeseed	*	-	-	-	*	*
Vegetables	*	*	*	*	*	2190
Lettuce	-	-	-	-	*	*
Head cabbage	*	-	*	*	*	*
Ethiopian cabbage	*	*	*	-	*	*
Tomatoes	*	*	*	*	*	*
Green peppers	93	-	*	-	*	*
Red peppers	22	*	*	-	-	*
Swiss chard	*	-	-	-	-	*
Root crops	5508	*	414	*	*	6525
Beetroot	*	-	-	*	*	60
Carrot	*	-	*	-	*	*
Onion	*	-	*	*	-	*
Potatoes	40	*	*	*	*	*
Yam	-	-	-	-	-	-
Garlic	*	*	*	-	-	*
Taro 'Godere'	-	-	-	-	-	-
Sweet potatoes	3018	*	277	-	*	3406
Other Temporary	209	-	*	-	*	310
Permanent crops	2402	*	*	*	*	2637
Avocado	49	*	-	-	*	53
Bananas	*	*	43	*	*	1996
Guava	*	-	*	-	-	*
Lemons	*	-	-	-	*	*
Mangoes	*	-	*	*	-	*
Oranges	42	-	-	-	-	42
Papayas	*	*	-	-	*	209
Pineapples	-	-	-	-	-	-
Stimulant Crops	15338	*	7273	403	*	24910
Chat	11580	*	6272	400	*	20035
Coffee	*	*	*	*	*	4778
Hops / 'Gesho'	*	*	*	-	-	*
Enset	*	-	-	-	-	*
Sugar cane	1802	-	*	*	*	2125
Other permanent	*	-	*	-	-	24

Table 6 Area of Irrigated land by Crop and Source of Water

Somalie	Source of Water						Total
	River	Lake	Pond	Water Harvest	Others		
All	3083	*	-	-	*	3149	
Cereals	2308	-	-	-	*	2372	
Teff	-	-	-	-	-	-	
Barley	-	-	-	-	-	-	
Wheat	-	-	-	-	-	-	
Maize	1303	-	-	-	-	1303	
Sorghum	1005	-	-	-	*	1068	
Finger millet	-	-	-	-	-	-	
Oats / 'Aja'	-	-	-	-	-	-	
Rice	-	-	-	-	-	-	
Masho	-	-	-	-	-	-	
Pulses	*	-	-	-	-	*	
Horse / Faba beans	-	-	-	-	-	-	
Field Peas	*	-	-	-	-	*	
Haricot beans white	-	-	-	-	-	-	
Haricot beans red	*	-	-	-	-	*	
Chick peas	-	-	-	-	-	-	
Lentils	-	-	-	-	-	-	
Vetch / Grass peas	-	-	-	-	-	-	
Soya beans	-	-	-	-	-	-	
Fenugreek	-	-	-	-	-	-	
Gibto	-	-	-	-	-	-	
Oilseeds	*	-	-	-	-	*	
Neug	-	-	-	-	-	-	
Linseed	-	-	-	-	-	-	
Groundnuts	-	-	-	-	-	-	
Safflower	-	-	-	-	-	-	
Sesame	*	-	-	-	-	*	
Rapeseed	-	-	-	-	-	-	
Vegetables	*	-	-	-	-	*	
Lettuce	-	-	-	-	-	-	
Head cabbage	-	-	-	-	-	-	
Ethiopian cabbage	*	-	-	-	-	*	
Tomatoes	*	-	-	-	-	*	
Green peppers	-	-	-	-	-	-	
Red peppers	-	-	-	-	-	-	
Swiss chard	-	-	-	-	-	-	
Root crops	39	-	-	-	-	39	
Beetroot	-	-	-	-	-	-	
Carrot	-	-	-	-	-	-	
Onion	*	-	-	-	-	*	
Potatoes	-	-	-	-	-	-	
Yam	*	-	-	-	-	*	
Garlic	-	-	-	-	-	-	
Taro 'Godere'	-	-	-	-	-	-	
Sweet potatoes	*	-	-	-	-	*	
Other Temporary	-	-	-	-	-	-	
Permanent crops	314	-	-	-	-	314	
Avocado	-	-	-	-	-	-	
Bananas	*	-	-	-	-	*	
Guava	*	-	-	-	-	*	
Lemons	29	-	-	-	-	29	
Mangoes	*	-	-	-	-	*	
Oranges	147	-	-	-	-	147	
Papayas	*	-	-	-	-	*	
Pineapples	-	-	-	-	-	-	
Stimulant Crops	*	*	-	-	-	*	
Chat	*	*	-	-	-	*	
Coffee	*	-	-	-	-	*	
Hops / 'Gesho'	-	-	-	-	-	-	
Enset	-	-	-	-	-	-	
Sugar cane	-	-	-	-	-	-	
Other permanent	*	-	-	-	-	*	

Table 6 Area of Irrigated land by Crop and Source of Water

Benishangul – Gumuz

Crop type	Source of Water					Total
	River	Lake	Pond	Water Harvest	Others	
All	563	*	-	-	*	745
Cereals	*	*	-	-	-	*
Teff	*	-	-	-	-	*
Barley	-	-	-	-	-	-
Wheat	-	-	-	-	-	-
Maize	*	-	-	-	-	*
Sorghum	-	-	-	-	-	-
Finger millet	-	*	-	-	-	*
Oats / 'Aja'	-	-	-	-	-	-
Rice	-	-	-	-	-	-
Masho	-	-	-	-	-	-
Pulses	*	-	-	-	-	*
Horse / Faba beans	-	-	-	-	-	-
Field Peas	-	-	-	-	-	-
Haricot beans white	-	-	-	-	-	-
Haricot beans red	-	-	-	-	-	-
Chick peas	*	-	-	-	-	*
Lentils	-	-	-	-	-	-
Vetch / Grass peas	-	-	-	-	-	-
Soya beans	-	-	-	-	-	-
Fenugreek	-	-	-	-	-	-
Gibto	-	-	-	-	-	-
Oilseeds	*	-	-	-	-	*
Neug	*	-	-	-	-	*
Linseed	-	-	-	-	-	-
Groundnuts	-	-	-	-	-	-
Safflower	-	-	-	-	-	-
Sesame	-	-	-	-	-	-
Rapeseed	-	-	-	-	-	-
Vegetables	-	-	-	-	*	*
Lettuce	-	-	-	-	-	-
Head cabbage	-	-	-	-	-	-
Ethiopian cabbage	-	-	-	-	-	-
Tomatoes	-	-	-	-	-	-
Green peppers	-	-	-	-	-	-
Red peppers	-	-	-	-	*	*
Swiss chard	-	-	-	-	-	-
Root crops	*	-	-	-	-	*
Beetroot	-	-	-	-	-	-
Carrot	-	-	-	-	-	-
Onion	-	-	-	-	-	-
Potatoes	-	-	-	-	-	-
Yam	-	-	-	-	-	-
Garlic	-	-	-	-	-	-
Taro 'Godere'	-	-	-	-	-	-
Sweet potatoes	*	-	-	-	-	*
Other Temporary	*	-	-	-	-	*
Permanent crops	*	-	-	-	*	*
Avocado	*	-	-	-	-	*
Bananas	*	-	-	-	*	*
Guava	*	-	-	-	*	*
Lemons	-	-	-	-	-	-
Mangoes	*	-	-	-	*	*
Oranges	-	-	-	-	-	-
Papayas	*	-	-	-	*	*
Pineapples	-	-	-	-	-	-
Stimulant Crops	*	-	-	-	*	*
Chat	*	-	-	-	-	*
Coffee	*	-	-	-	*	*
Hops / 'Gesho'	*	-	-	-	-	*
Enset	-	-	-	-	-	-
Sugar cane	106	-	-	-	-	106
Other permanent	*	-	-	-	-	*

Table 6 Area of Irrigated land by Crop and Source of Water

S.N.N.P.R

Crop type	Source of Water					Total
	River	Lake	Pond	Water Harvest	Others	
All	32023	843	*	*	*	33106
Cereals	8087	*	*	-	*	8769
Teff	960	*	-	-	-	1169
Barley	*	-	-	-	-	*
Wheat	*	*	-	-	-	*
Maize	6687	*	*	-	*	7001
Sorghum	*	-	-	-	*	*
Finger millet	-	-	-	-	-	-
Oats / 'Aja'	-	-	-	-	-	-
Rice	-	-	-	-	-	-
Masho	-	-	-	-	-	-
Pulses	*	*	-	-	-	818
Horse / Faba beans	-	-	-	-	-	-
Field Peas	*	*	-	-	-	*
Haricot beans white	*	-	-	-	-	*
Haricot beans red	*	*	-	-	-	*
Chick peas	*	-	-	-	-	*
Lentils	*	-	-	-	-	*
Vetch / Grass peas	-	-	-	-	-	-
Soya beans	-	-	-	-	-	-
Fenugreek	-	-	-	-	-	-
Gibto	-	-	-	-	-	-
Oilseeds	*	-	-	-	-	*
Neug	-	-	-	-	-	-
Linseed	-	-	-	-	-	-
Groundnuts	-	-	-	-	-	-
Safflower	-	-	-	-	-	-
Sesame	*	-	-	-	-	*
Rapeseed	-	-	-	-	-	-
Vegetables	*	*	-	*	*	*
Lettuce	-	-	-	-	-	-
Head cabbage	*	-	-	-	-	*
Ethiopian cabbage	*	*	-	*	*	128
Tomatoes	*	-	-	*	-	*
Green peppers	*	-	-	*	-	*
Red peppers	*	-	-	*	-	*
Swiss chard	-	-	-	-	-	-
Root crops	*	*	-	-	-	*
Beetroot	-	-	-	-	-	-
Carrot	*	-	-	-	-	*
Onion	*	-	-	-	-	*
Potatoes	*	-	-	-	-	*
Yam	*	-	-	-	-	*
Garlic	*	-	-	-	-	*
Taro 'Godere'	*	-	-	-	-	*
Sweet potatoes	*	*	-	-	-	*
Other Temporary	770	-	-	*	*	791
Permanent crops	*	-	-	-	*	*
Avocado	*	-	-	-	*	*
Bananas	*	-	-	-	-	*
Guava	*	-	-	-	-	*
Lemons	12	-	-	-	-	12
Mangoes	236	-	-	-	-	236
Oranges	*	-	-	-	-	*
Papayas	110	-	-	-	*	111
Pineapples	-	-	-	-	-	-
Stimulant Crops	*	*	-	*	*	*
Chat	*	-	-	-	*	*
Coffee	2102	*	-	*	*	2176
Hops / 'Gesho'	*	-	-	-	-	*
Enset	2944	*	-	-	*	3066
Sugar cane	*	*	-	-	-	*
Other permanent	118	*	-	-	*	121

Table 6 Area of Irrigated land by Crop and Source of Water

Crop type	Source of Water					
	River	Lake	Pond	Water Harvest	Others	Total
All	*	-	-	*	*	*
Cereals	-	-	-	-	-	-
Teff	-	-	-	-	-	-
Barley	-	-	-	-	-	-
Wheat	-	-	-	-	-	-
Maize	-	-	-	-	-	-
Sorghum	-	-	-	-	-	-
Finger millet	-	-	-	-	-	-
Oats / 'Aja'	-	-	-	-	-	-
Rice	-	-	-	-	-	-
Masho	-	-	-	-	-	-
Pulses	-	-	-	-	-	-
Horse / Faba beans	-	-	-	-	-	-
Field Peas	-	-	-	-	-	-
Haricot beans white	-	-	-	-	-	-
Haricot beans red	-	-	-	-	-	-
Chick peas	-	-	-	-	-	-
Lentils	-	-	-	-	-	-
Vetch / Grass peas	-	-	-	-	-	-
Soya beans	-	-	-	-	-	-
Fenugreek	-	-	-	-	-	-
Gibto	-	-	-	-	-	-
Oilseeds	-	-	-	-	-	-
Neug	-	-	-	-	-	-
Linseed	-	-	-	-	-	-
Groundnuts	-	-	-	-	-	-
Safflower	-	-	-	-	-	-
Sesame	-	-	-	-	-	-
Rapeseed	-	-	-	-	-	-
Vegetables	*	-	-	-	-	*
Lettuce	-	-	-	-	-	-
Head cabbage	-	-	-	-	-	-
Ethiopian cabbage	-	-	-	-	-	-
Tomatoes	*	-	-	-	-	*
Green peppers	*	-	-	-	-	*
Red peppers	-	-	-	-	-	-
Swiss chard	-	-	-	-	-	-
Root crops	*	-	-	-	-	*
Beetroot	-	-	-	-	-	-
Carrot	-	-	-	-	-	-
Onion	*	-	-	-	-	*
Potatoes	-	-	-	-	-	-
Yam	-	-	-	-	-	-
Garlic	-	-	-	-	-	-
Taro 'Godere'	-	-	-	-	-	-
Sweet potatoes	-	-	-	-	*	*
Other Temporary	-	-	-	*	*	*
Permanent crops	-	-	-	-	-	-
Avocado	-	-	-	-	-	-
Bananas	-	-	-	*	*	*
Guava	-	-	-	-	-	-
Lemons	-	-	-	-	-	-
Mangoes	-	-	-	-	*	*
Oranges	-	-	-	-	-	-
Papayas	-	-	-	-	*	*
Pineapples	-	-	-	-	-	-
Stimulant Crops	*	-	-	-	*	*
Chat	*	-	-	-	-	*
Coffee	*	-	-	-	-	*
Hops / 'Geshe'	-	-	-	-	*	*
Enset	-	-	-	-	-	-
Sugar cane	-	-	-	-	-	-
Other permanent	-	-	-	-	-	-

Table 6 Area of Irrigated land by Crop and Source of Water

Crop type	Source of Water					Total
	River	Lake	Pond	Water Harvest	Others	
All	*	*	267	*	387	1592
Cereals	*	*	*	*	111	564
Teff	-	-	-	-	-	-
Barley	-	-	-	-	-	-
Wheat	-	-	-	-	-	-
Maize	*	*	*	*	*	196
Sorghum	*	*	*	*	61	368
Finger millet	-	-	-	-	-	-
Oats / 'Aja'	-	-	-	-	-	-
Rice	-	-	-	-	-	-
Masho	-	-	-	-	-	-
Pulses	-	-	-	-	-	-
Horse / Faba beans	-	-	-	-	-	-
Field Peas	-	-	-	-	-	-
Haricot beans white	-	-	-	-	-	-
Haricot beans red	-	-	-	-	-	-
Chick peas	-	-	-	-	-	-
Lentils	-	-	-	-	-	-
Vetch / Grass peas	-	-	-	-	-	-
Soya beans	-	-	-	-	-	-
Fenugreek	-	-	-	-	-	-
Gibto	-	-	-	-	-	-
Oilseeds	*	-	*	-	-	*
Neug	-	-	-	-	-	-
Linseed	-	-	-	-	-	-
Groundnuts	*	-	*	-	-	*
Safflower	-	-	-	-	-	-
Sesame	-	-	-	-	-	-
Rapeseed	-	-	-	-	-	-
Vegetables	*	-	*	*	*	*
Lettuce	-	-	-	-	-	-
Head cabbage	-	-	*	-	*	*
Ethiopian cabbage	-	-	-	-	-	-
Tomatoes	*	-	*	*	-	*
Green peppers	-	-	-	*	-	*
Red peppers	*	-	-	-	-	*
Swiss chard	-	-	-	-	-	-
Root crops	*	-	15	*	*	86
Beetroot	-	-	-	-	-	-
Carrot	-	-	-	-	-	-
Onion	-	-	-	-	-	-
Potatoes	-	-	*	-	*	*
Yam	-	-	-	-	-	-
Garlic	-	-	-	-	-	-
Taro 'Godere'	-	-	-	-	-	-
Sweet potatoes	*	-	*	*	*	84
Other Temporary	-	-	*	-	-	*
Permanent crops	*	*	*	*	*	*
Avocado	-	-	-	-	-	-
Bananas	*	-	*	-	*	*
Guava	-	-	-	-	-	-
Lemons	*	-	-	-	-	*
Mangoes	*	*	-	-	*	*
Oranges	-	-	-	-	-	-
Papayas	*	-	*	*	-	*
Pineapples	-	-	-	-	-	-
Stimulant Crops	*	*	118	81	254	615
Chat	*	*	109	81	254	605
Coffee	*	-	*	-	-	*
Hops / 'Gesho'	-	-	*	-	-	*
Enset	-	-	-	-	-	-
Sugar cane	*	-	-	-	*	*
Other permanent	*	-	*	-	*	*

Table 6 Area of Irrigated land by Crop and Source of Water

Dire Dawa

Crop type	Source of Water					Total
	River	Lake	Pond	Water Harvest	Others	
All	1642	-	*	-	*	1760
Cereals	831	-	*	-	*	902
Teff	-	-	-	-	-	-
Barley	-	-	-	-	-	-
Wheat	*	-	-	-	-	*
Maize	47	-	*	-	*	64
Sorghum	784	-	*	-	*	837
Finger millet	-	-	-	-	-	-
Oats / 'Aja'	-	-	-	-	-	-
Rice	-	-	-	-	-	-
Masho	-	-	-	-	-	-
Pulses	6	-	-	-	*	9
Horse / Faba beans	-	-	-	-	-	-
Field Peas	-	-	-	-	-	-
Haricot beans white	*	-	-	-	-	*
Haricot beans red	*	-	-	-	*	*
Chick peas	-	-	-	-	-	-
Lentils	-	-	-	-	-	-
Vetch / Grass peas	-	-	-	-	-	-
Soya beans	-	-	-	-	-	-
Fenugreek	-	-	-	-	-	-
Gibto	-	-	-	-	-	-
Oilseeds	*	-	-	-	-	*
Neug	-	-	-	-	-	-
Linseed	-	-	-	-	-	-
Groundnuts	-	-	-	-	-	-
Safflower	-	-	-	-	-	-
Sesame	*	-	-	-	-	*
Rapeseed	-	-	-	-	-	-
Vegetables	*	-	*	-	*	48
Lettuce	-	-	-	-	-	-
Head cabbage	-	-	-	-	-	-
Ethiopian cabbage	-	-	-	-	-	-
Tomatoes	*	-	*	-	*	*
Green peppers	*	-	-	-	*	*
Red peppers	-	-	-	-	-	-
Swiss chard	-	-	-	-	-	-
Root crops	*	-	-	-	-	*
Beetroot	-	-	-	-	-	-
Carrot	-	-	-	-	-	-
Onion	*	-	-	-	-	*
Potatoes	*	-	-	-	-	*
Yam	-	-	-	-	-	-
Garlic	-	-	-	-	-	-
Taro 'Godere'	-	-	-	-	-	-
Sweet potatoes	*	-	-	-	-	*
Other Temporary	-	-	-	-	-	-
Permanent crops	*	-	*	-	*	*
Avocado	-	-	-	-	-	-
Bananas	*	-	*	-	*	*
Guava	5	-	-	-	-	5
Lemons	*	-	-	-	-	*
Mangoes	*	-	-	-	-	*
Oranges	*	-	-	-	-	*
Papayas	21	-	*	-	*	27
Pineapples	-	-	-	-	-	-
Stimulant Crops	381	-	*	-	*	392
Chat	267	-	*	-	*	275
Coffee	114	-	*	-	*	117
Hops / 'Gesho'	-	-	-	-	-	-
Enset	-	-	-	-	-	-
Sugar cane	-	-	-	-	-	-
Other permanent	*	-	*	-	*	*

Table 7 Farm Area Protected against Erosion as Reported by Farmers

Geographic area		Method of Protection					Total
		Terracing	Water catchments	Planting trees	Ploughing along the contour	Others	
Ethiopia	Holder	4951299	1916484	312247	5293348	3963410	15049701
	Hectare	2917075	661035	64313	3806916	2751441	17524743
Tigray Region	Holder	584484	285265	20719	432788	23574	950181
	Hectare	355355	129527	*	344925	*	988646
North West Tigray	Holder	124842	69840	7535	87706	-	178396
	Hectare	84375	40251	*	77424	-	211578
Central Tigray	Holder	195488	80566	6000	92665	3274	273594
	Hectare	128989	37278	*	40751	*	227717
East Tigray	Holder	103001	46869	*	78189	8185	173223
	Hectare	37490	13931	*	32051	396	108177
South Tigray	Holder	112506	54289	4157	106402	12115	213970
	Hectare	75397	23804	*	88688	*	234155
Western Tigray	Holder	48648	33701	1368	67826	-	110998
	Hectare	29104	14263	*	106010	-	207020
Afar Region	Holder	*	*	*	*	-	15914
	Hectare	*	*	*	*	-	11935
Zone 1	Holder	*	*	-	-	-	9237
	Hectare	*	*	-	-	-	*
Zone 3	Holder	*	*	*	*	-	6677
	Hectare	*	*	*	*	-	5786
Amhara Region	Holder	2343881	812615	112221	1615071	1652566	4249610
	Hectare	1448377	288907	9831	1211273	984728	5023182
North Gonder	Holder	318150	178852	11549	463661	208210	696909
	Hectare	200916	83396	*	417776	103311	980201
South Gonder	Holder	321096	88219	13487	310528	146999	491052
	Hectare	208612	16244	*	213399	49178	568239
North Wollo	Holder	227866	70972	5149	52444	71869	338109
	Hectare	134266	25025	*	22747	17499	339510
South Wollo	Holder	429833	129954	15887	115285	181183	611206
	Hectare	211513	33413	*	40392	102403	516831
North Shewa	Holder	323846	106809	6949	249811	179464	548926
	Hectare	235446	23425	*	194444	79773	603373
East Gojjam	Holder	229519	95539	35692	104624	390291	577411
	Hectare	159624	52607	*	64126	301755	739433
West Gojjam	Holder	267344	92532	8419	184318	297639	539578
	Hectare	168283	40425	*	118546	186594	730014
Waghamera	Holder	78163	20594	1758	46795	*	110040
	Hectare	48861	6766	143	40959	*	142481
Awi	Holder	80508	*	*	59236	168887	228348
	Hectare	50234	*	*	81546	142577	329356
Oromia Zone	Holder	61586	18475	*	27510	4386	101459
	Hectare	25321	6412	*	17133	*	67472
Argoba Special	Holder	5969	888	*	860	*	6573
	Hectare	5302	449	*	206	*	6274
Oromia Region	Holder	1365476	558257	124442	2027147	2001941	5632971
	Hectare	884137	178549	40204	1681063	1677971	8300549
West Welega	Holder	92164	5445	*	100971	170619	311915
	Hectare	35004	*	*	56369	107117	489445
East Welega	Holder	32687	3479	*	62625	151470	234396
	Hectare	19058	571	*	67056	149179	516286
Illubabor	Holder	75344	*	*	160936	77265	302597
	Hectare	38824	*	*	130879	31458	505576
Jimma	Holder	46320	8716	*	281240	202215	591435
	Hectare	20298	1107	*	214100	97803	932842
West Shewa	Holder	57750	20412	*	130647	383748	471840
	Hectare	32951	5044	725	143041	340714	728907

Table 7 (cont'd)

Geographic area		Method of Protection					Total
		Terracing	Water catchments	Planting trees	Ploughing along the contour	Others	
North Shewa	Holder	108706	27439	*	55193	229937	323371
	Hectare	99009	*	*	40633	231956	457571
East Shewa	Holder	50988	27292	*	130748	48559	298725
	Hectare	46472	20467	*	166984	55630	634386
Arsi	Holder	87777	64380	4068	264945	184434	535229
	Hectare	47164	25318	*	292257	143461	740852
West Harerge	Holder	260947	102999	*	104895	*	334203
	Hectare	199183	31008	*	58626	*	315321
East Harerge	Holder	410625	219159	*	91805	*	525374
	Hectare	261176	52574	*	27961	*	346991
Bale	Holder	11779	17899	*	138644	41328	328757
	Hectare	7495	*	*	111520	50136	637660
Borena	Holder	*	*	12816	37269	*	81605
	Hectare	*	*	*	18303	*	58791
South West Shewa	Holder	22875	6139	*	60169	229314	313526
	Hectare	11227	587	*	56026	219825	511745
Guji	Holder	4723	6462	21175	146664	*	229785
	Hectare	*	1358	*	103291	*	230944
West Arsi	Holder	39908	*	*	140430	53165	440297
	Hectare	20245	*	*	102013	30966	551722
Kelem	Holder	32900	10226	23357	82315	103605	186972
	Hectare	13009	2944	9522	56898	59566	299627
Horoguduru	Holder	25159	1674	*	37648	98262	122945
	Hectare	29954	352	*	35106	156187	341882
Somali Region	Holder	4287	6132	-	57067	*	115932
	Hectare	1844	2305	-	36329	*	108273
Shinele	Holder	2727	3424	-	*	-	6237
	Hectare	974	1454	-	*	-	2664
Jijiga	Holder	*	2151	-	41461	*	79929
	Hectare	*	805	-	31171	*	94674
Liben	Holder	*	*	-	15384	*	29766
	Hectare	*	*	-	5041	*	10935
Benishangul – Gumuz Reg.	Holder	11169	33152	5601	58457	27479	222155
	Hectare	*	19987	1359	69303	25038	363647
Metekel Zone	Holder	*	11889	1883	32128	12861	94087
	Hectare	*	*	*	46475	13270	215420
Asosa	Holder	5617	19776	*	17727	10308	94246
	Hectare	*	6936	*	13487	*	81005
Kemashi	Holder	326	*	*	5832	3022	18747
	Hectare	*	*	*	7632	*	48524
Mao Komo	Holder	*	612	*	2770	1288	15075
	Hectare	*	*	*	1709	596	18699
S.N.N.P Region	Holder	593607	211064	48766	1098545	253569	3766729
	Hectare	193335	37501	7351	461699	60022	2666167
Gurage	Holder	81174	37586	*	128187	35971	274293
	Hectare	25855	6571	*	74958	5564	180446
Hadiya	Holder	43235	17450	*	165866	31338	260540
	Hectare	16693	809	*	76777	11483	203766
Kembata – Tembaro	Holder	37841	3867	*	86788	22996	128868
	Hectare	9271	*	*	21664	6387	70348
Sidama	Holder	76537	*	*	144560	*	1181976
	Hectare	12163	*	*	23854	*	590246
Gedio	Holder	1442	*	*	*	*	174246
	Hectare	*	*	*	*	*	96417
Wolayita	Holder	97284	21601	*	88220	40587	337064
	Hectare	30404	*	*	18134	8552	203893

Table 7 (cont'd)

Geographic area		Method of Protection					Total
		Terracing	Water catchments	Planting trees	Ploughing along the contour	Others	
South Omo	Holder	8520	*	*	20922	-	132080
	Hectare	*	*	*	11954	-	110794
Sheka	Holder	1618	*	-	3068	3329	57789
	Hectare	782	*	-	*	*	73550
Keffa	Holder	9894	2747	*	97689	6373	226008
	Hectare	2402	*	*	57362	*	277435
Gamo - Gofa	Holder	98182	10102	*	68593	35922	371633
	Hectare	35479	*	*	25601	6854	319305
Benchi - Maji	Holder	*	-	*	38744	4212	111319
	Hectare	*	-	*	19393	*	112611
Yem	Holder	3625	595	-	11732	13084	20450
	Hectare	1720	*	-	8381	7993	31412
Segen Peoples	Holder	31729	6227	*	23751	8253	92144
	Hectare	9777	3375	*	13749	*	81098
Dawro	Holder	15608	1306	*	33180	7908	103058
	Hectare	*	246	*	14606	*	90619
Basketo	Holder	2374	*	*	3454	895	16683
	Hectare	466	*	*	880	*	10624
Konta	Holder	6506	*	790	19878	*	37675
	Hectare	2089	*	50	8452	*	23417
Silitie	Holder	67892	26851	*	111843	*	186301
	Hectare	31723	8724	*	49991	*	135151
Alaba	Holder	9682	7003	*	45152	966	54603
	Hectare	*	*	*	34224	*	55035
Gambella Region	Holder	*	*	*	*	*	43800
	Hectare	*	*	*	*	*	31583
Agnuwak	Holder	*	*	*	*	*	7052
	Hectare	*	*	*	*	*	3512
Nuware	Holder	-	-	-	-	-	10938
	Hectare	-	-	-	-	-	4414
Mezenger	Holder	*	*	*	*	*	20757
	Hectare	*	*	*	*	*	21267
Itang	Holder	-	-	-	-	-	5052
	Hectare	-	-	-	-	-	2390
Harari Region	Holder	21469	7173	*	*	3038	26955
	Hectare	12656	3693	*	*	50	17312
Dire Dawa	Holder	25229	1285	-	*	*	25455
	Hectare	13099	133	-	*	*	13450

Table 8 : Number of Holders reporting Oxen

Geographic	No ox	One ox	Two oxen	Three oxen	Four oxen	Five oxen
Ethiopia	6164574	3516466	3916328	371120	284864	168733
Tigray Region	239324	273207	341059	29752	17537	9685
North West Tigray	38953	41034	80401	8357	6238	2581
Central Tigray	62428	90898	100556	5299	3369	2452
East Tigray	53422	66010	43677	*	*	1133
South Tigray	59428	52879	74245	8273	2487	2665
Western Tigray	25092	22386	42180	6968	4854	853
Afar Region	13038	4377	4948	907	*	*
Zone 1	11222	3547	2928	446	*	*
Zone 3	*	*	2020	*	*	*
Amhara Region	1197419	1332230	1348144	158529	49151	39856
North Gondar	222022	232927	192296	21314	9879	5799
South Gondar	128339	183445	163017	14494	*	*
North Wollo	126472	122072	87851	*	*	*
South Wollo	172170	179155	201018	11542	*	4656
North Shewa	128590	168426	205452	11348	3083	5812
East Gojjam	181678	175338	165127	40084	8021	*
West Gojjam	102698	163057	197176	38066	8875	9235
Waghamera	17894	33799	37266	4350	1769	*
Awi	86925	46098	66294	14356	12232	*
Oromia Zone	28808	26506	30191	*	*	*
Argoba Special	1824	1405	2458	105	220	*
Oromia Region	1963585	1147635	1665003	150673	180739	88044
West Welega	152878	90242	64586	2288	1800	*
East Welega	84209	50093	82381	9895	12011	4208
Illubabor	125855	70649	87943	5014	8582	2329
Jimma	176505	168913	175247	10546	5340	5104
West Shewa	*	75053	163504	22386	26404	9013
South West Shewa	20332	56723	141138	13946	15275	3733
North Shewa	99400	52950	102572	11707	26476	9992
East Shewa	146184	112304	222761	18947	19821	6578
Arsi	117542	90974	81664	7050	*	3659
West Harerge	372239	85628	40556	*	-	*
East Harerge	108889	53127	142069	11193	20883	4594
Bale	58328	6994	21873	*	1507	939
Borena	*	65003	101422	12511	11244	10345
Guji	123844	18631	54112	2498	6220	2156
West Arsi	240587	81315	99585	7222	11465	*
Kelem	85294	52328	41542	2291	1517	2057
Horoguduru	31826	16705	42048	11566	11592	4071
Somali Region	103932	14746	28122	1439	*	675
Shinele	5217	963	248	-	*	-
Jijiga	45188	13231	24799	1439	*	*
Liben	53528	*	3075	-	-	*
Benishangul – Gumuz	120580	22244	42607	6613	6819	2094
Metekel Zone	42369	11000	27159	5635	5735	1570
Asosa	54697	8248	12317	*	914	*
Kemashi	15073	1125	2449	*	170	*
Mao Komo	8441	1871	682	-	-	*
S.N.N.P Region	2454316	709540	480601	22718	29778	27592
Gurage	97916	48609	31053	*	6632	8442
Hadiya	86630	102176	36885	1643	*	2873
Kembata – Tembaro	49787	47587	6584	-	-	2902
Sidama	1224311	28139	30435	*	*	-
Gedio	141941	4729	*	*	*	*
Wolayita	195440	130460	23153	-	*	-
South Omo	87128	11630	33652	3676	6016	1234

Table 8 (Cont'd)

Geographic	No ox	One ox	Two oxen	Three oxen	Four oxen	Five oxen
Sheka	30616	12177	6220	611	*	*
Keffa	53433	80995	63950	2296	1730	*
Gamo - Gofa	216677	68478	89425	*	2767	*
Benchi – Maji	58438	24883	28755	2041	1054	*
Yem	6833	5047	7660	431	230	*
Segen Peoples	44436	12013	27510	3368	5337	*
Dawro	51309	27788	23095	*	*	*
Basketo	11043	3651	2517	275	*	*
Konta	18473	13416	7236	*	*	*
Silitie	63804	66157	42962	*	*	4206
Alaba	16099	21604	14423	947	*	*
Gambella Region	35396	1352	1772	170	186	227
Agnuwak	4080	325	1500	170	186	*
Nuware	8079	-	-	-	-	*
Mezhenger	19636	1027	272	-	-	-
Itang	3602	-	-	-	-	*
Harari Region	19609	4593	2495	*	*	*
Dire Dawa	17375	6542	1576	*	-	-

Table 9 Number of Holders Reporting Oxen Shortage by Coping Strategy

Geographic area	Coping strategy						
	Renting oxen	Pairing with Someone's ox	Pairing with horse/cow	Using horse / cow	Digging by hand	Borrowing oxen	Others
Ethiopia	791830	2967317	272093	218633	3125623	2828028	598006
Tigray Region	85907	240423	17865	4220	28015	120109	79515
North West Tigray	16510	34794	3248	*	3431	11971	13890
Central Tigray	22917	86063	6750	*	7586	27440	18209
East Tigray	10177	56890	4362	*	2796	35093	20244
South Tigray	15035	47480	2748	*	9109	37582	19948
Western Tigray	21268	15196	757	*	5094	8023	7224
Afar Region	7504	3508	-	*	3575	6021	*
Zone 1	6403	2740	-	*	2207	5750	*
Zone 3	1100	*	-	*	*	*	-
Amhara Region	205092	1042053	199045	160911	146845	785314	194092
North Gondar	53242	177873	27935	21604	28681	138558	32916
South Gondar	10631	133065	41317	22969	8482	84044	15742
North Wollo	22128	99019	16701	22686	14770	52888	23546
South Wollo	32170	133498	35651	32729	14293	132715	19632
North Shewa	26691	144236	15135	*	21040	85184	39484
East Gojjam	20259	134614	24835	29670	16639	123749	16144
West Gojjam	24298	148352	12512	*	11888	80013	22361
Waghamera	4386	24571	6646	1607	5594	17897	3397
Awi	7397	25172	17382	20936	7148	42444	14371
Oromia Zone	3410	20469	*	*	17992	26351	6290
Argoba Special	480	1184	73	-	319	1471	209
Oromia Region	300206	979696	34415	22525	800955	1288339	233105
West Welega	57942	78936	*	*	12729	83285	12426
East Welega	30655	42683	918	*	8403	32092	15395
Illubabor	24797	63244	*	*	12772	86949	11343
Jimma	39902	155852	*	-	29420	144302	32154
West Shewa	14599	65132	4609	-	15990	118036	32660
South West Shewa	9059	50318	*	*	13095	44167	32854
North Shewa	9781	35546	*	*	2428	90096	13888
East Shewa	9333	93611	*	*	20763	118328	23087
Arsi	3512	77190	*	*	72220	82610	5280
West Harerge	*	67212	4340	*	315515	66631	6356
East Harerge	*	40912	*	*	*	89854	10427
Bale	3028	4673	*	*	42999	17804	*
Borena	19956	57452	3798	-	28969	56031	13053
Guji	15325	17311	*	*	110019	36847	*
West Arsi	4672	66415	*	*	83178	164196	4963
Kelem	28114	47866	*	-	13242	42846	8839
Horoguduru	12550	15343	*	*	3655	14265	8855
Somali Region	9220	7163	1183	1346	48363	26447	36539
Shinele	*	795	-	*	2519	2222	531
Jijiga	2931	4930	*	1290	4510	15134	33872
Liben	6232	*	*	-	41334	9092	*
Benishangul – Gumuz	14473	16631	3738	6141	102317	25121	3957
Metekel Zone	8212	7879	*	736	27352	10538	1746
Asosa	3412	6410	3326	3596	54775	11387	1525
Kemashi	1876	753	*	1809	9436	2174	610
Mao Komo	973	1590	151	-	10754	1021	*
S.N.N.P Region	168197	668530	15037	21239	1929499	567492	45567
Gurage	16054	46186	*	*	121344	29341	3167
Hadiya	16102	98384	*	-	22735	78941	5614
Kembata – Tembaro	2985	46622	*	-	20758	47902	2372
Sidama	*	29946	-	*	1169177	*	*
Gedio	*	4054	-	*	165627	*	-
Wolayita	18273	126067	*	-	89723	88970	6238
South Omo	16874	10743	*	*	51340	21375	*

Table 9 (cont'd)

Geographic Area	Coping strategy						
	Renting oxen	Pairing with Someone's ox	Pairing with horse/cow	Using horse / cow	Digging by hand	Borrowing oxen	Others
Sheka	5873	11772	-	-	23373	8858	3603
Keffa	6010	78209	*	*	7451	62668	7055
Gamo - Gofa	14497	52736	*	*	157722	54686	3707
Benchi – Maji	9603	23278	-	-	29897	20294	1097
Yem	1023	4928	*	-	581	4796	777
Segen Peoples	4066	9748	*	-	31758	11104	1191
Dawro	5111	27316	*	-	14543	29049	3923
Basketo	3088	2941	*	209	6795	1448	*
Konta	3616	13626	*	*	5429	8769	*
Silitie	24554	62310	*	-	*	39207	3152
Alaba	2747	19664	*	-	*	14001	*
Gambella Region	711	1336	*	1281	38755	594	2075
Agnuwak	*	270	*	*	4251	375	86
Nuware	*	-	-	*	11434	-	-
Mezhenger	483	1065	*	*	18094	*	*
Itang	-	-	-	*	4975	-	-
Harari Region	338	2788	561	649	16034	2968	*
Dire Dawa	*	5188	*	*	11265	5623	1331

Table 10: Total Area and Crop Harvesting frequency by crop type

National

Crop Type	Area	Once	Twice
All	14144112	14000466	143645
Cereals	9848746	9770603	78143
Teff	3016522	3001068	15454
Barley	1019478	995623	23855
Wheat	1605654	1600249	5405
Maize	1994814	1972315	22499
Sorghum	1677486	1676646	840
Finger millet	454662	453093	*
Oats / 'Aja'	35618	35463	*
Rice	33820	25287	*
Masho	10692	10675	*
Pulses	1742602	1685835	56768
Horse / Faba beans	538458	535892	2566
Field Peas	275386	271771	3615
Haricot beans white	133373	130897	*
Haricot beans red	193093	180278	12815
Chick peas	229721	210164	19557
Lentils	125831	125108	*
Vetch / Grass peas	169441	154634	14807
Soya beans	30517	30517	-
Fenugreek	24426	23951	*
Gibto	22355	22085	-
Oilseeds	816125	815157	968
Neug	285303	284914	389
Linseed	95583	95455	*
Groundnuts	79947	79734	*
Safflower	11526	11296	*
Sesame	299724	299652	*
Rapeseed	44041	43792	250
Vegetables	161488	158807	2680
Lettuce	240	211	*
Head cabbage	3962	3861	*
Ethiopian cabbage	34504	33872	632
Tomatoes	7257	6402	855
Green peppers	6167	5962	*
Red peppers	109050	108121	*
Swiss chard	307	307	*
Root crops	209880	206488	3392
Beetroot	1643	1612	*
Carrot	1602	1515	*
Onion	24376	23324	1052
Potatoes	66746	64964	1782
Yam	3076	3065	*
Garlic	16411	16230	*
Taro 'Godere'	42657	42635	21
Sweet potatoes	53369	53121	248
Other Temporary	106081	105687	395
Permanent crops	71507	68287	*
Avocado	10591	9862	*
Bananas	41357	39590	*
Guava	2040	1953	*
Lemons	1128	1073	*
Mangoes	10345	10007	*
Oranges	3245	3077	*
Papayas	2468	2401	*
Pineapples	*	*	-
Stimulant Crops	785272	746544	*
Chat	222079	212522	*
Coffee	538467	510234	*
Hops / 'Gesho'	24727	24659	68
Enset	357511	343086	*
Sugar cane	29104	28283	*
Other permanent	15796	15144	*

Table 10.1: Total Area and Crop Harvesting frequency by crop type

Tigary

Crop Type	Area	Once	Twice
All	921604	917286	4318
Cereals	758746	754962	3784
Teff	185337	184717	621
Barley	96577	94606	*
Wheat	112819	112082	*
Maize	65202	64626	576
Sorghum	215112	214944	*
Finger millet	82130	82040	*
Oats / 'Aja'	*	*	-
Rice	*	*	-
Masho	*	*	-
Pulses	48967	48740	*
Horse / Faba beans	17157	17089	*
Field Peas	5913	5913	-
Haricot beans white	1143	1143	-
Haricot beans red	*	*	-
Chick peas	6061	5929	*
Lentils	8855	8855	-
Vetch / Grass peas	8737	8709	*
Soya beans	*	*	-
Fenugreek	918	918	-
Gibto	*	*	-
Oilseeds	95514	95505	*
Neug	4300	4291	*
Linseed	5747	5747	-
Groundnuts	*	*	-
Safflower	*	*	-
Sesame	84748	84748	-
Rapeseed	*	*	-
Vegetables	2841	2633	*
Lettuce	32	23	*
Head cabbage	93	93	-
Ethiopian cabbage	*	*	*
Tomatoes	643	502	*
Green peppers	380	379	*
Red peppers	1667	1610	*
Swiss chard	18	18	*
Root crops	1301	1242	*
Beetroot	-	-	-
Carrot	*	129	*
Onion	*	306	*
Potatoes	*	*	*
Yam	-	-	-
Garlic	509	508	*
Taro 'Godere'	-	-	-
Sweet potatoes	*	*	-
Other Temporary	*	*	*
Permanent crops	922	887	*
Avocado	5	*	*
Bananas	*	*	-
Guava	273	253	*
Lemons	152	152	*
Mangoes	30	20	*
Oranges	67	65	*
Papayas	94	92	-
Pineapples	*	*	-
Stimulant Crops	3436	3366	*
Chat	*	*	-
Coffee	81	79	*
Hops / 'Gesho'	2050	1985	*
Enset	*	*	-
Sugar cane	*	*	-
Other permanent	7108	6742	*

Table 10.2: Total Area and Crop Harvesting frequency by crop type

Afar

Crop Type	Area	Once	Twice	
All	7273	7247		*
Cereals	6644	6644		-
Teff	*	*		-
Barley	-	-		-
Wheat	-	-		-
Maize	4724	4724		-
Sorghum	*	*		-
Finger millet	-	-		-
Oats / 'Aja'	-	-		-
Rice	-	-		-
Masho	*	*		-
Pulses	*	*		-
Horse / Faba beans	-	-		-
Field Peas	-	-		-
Haricot beans white	*	*		-
Haricot beans red	-	-		-
Chick peas	-	-		-
Lentils	-	-		-
Vetch / Grass peas	-	-		-
Soya beans	-	-		-
Fenugreek	-	-		-
Gibto	-	-		-
Oilseeds	*	*		-
Neug	-	-		-
Linseed	-	-		-
Groundnuts	-	-		-
Safflower	-	-		-
Sesame	*	*		-
Rapeseed	-	-		-
Vegetables	41	41		-
Lettuce	-	-		-
Head cabbage	-	-		-
Ethiopian cabbage	-	-		-
Tomatoes	*	*		-
Green peppers	*	*		-
Red peppers	*	*		-
Swiss chard	-	-		-
Root crops	*	*		-
Beetroot	-	-		-
Carrot	-	-		-
Onion	*	*		-
Potatoes	-	-		-
Yam	-	-		-
Garlic	-	-		-
Taro 'Godere'	-	-		-
Sweet potatoes	*	*		-
Other Temporary	*	*		-
Permanent crops	*	*		-
Avocado	-	-		-
Bananas	*	*		-
Guava	*	*		-
Lemons	*	*		-
Mangoes	*	*		-
Oranges	-	-		-
Papayas	*	*		-
Pineapples	-	-		-
Stimulant Crops	-	-		-
Chat	-	-		-
Coffee	-	-		-
Hops / 'Geshe'	-	-		-
Enset	-	-		-
Sugar cane	-	-		-
Other permanent	*	*		-

Table 10.3: Total Area and Crop Harvesting frequency by crop type

Amahara

Crop Type	Area	Once	Twice
All	4549374	4448073	101301
Cereals	3359849	3311461	48389
Teff	1146730	1135872	10858
Barley	373016	354601	18416
Wheat	529649	528779	869
Maize	474254	466153	8101
Sorghum	558828	558231	*
Finger millet	236681	235383	*
Oats / 'Aja'	4662	4568	*
Rice	26221	17688	*
Masho	9808	9791	*
Pulses	753499	703511	49988
Horse / Faba beans	226572	224888	1685
Field Peas	99789	96069	3447
Haricot beans white	46504	44597	*
Haricot beans red	47437	35665	11772
Chick peas	124773	108759	16014
Lentils	68078	67535	*
Vetch / Grass peas	102681	88355	14325
Soya beans	3499	3499	-
Fenugreek	12216	11874	*
Gibto	21948	21678	-
Oilseeds	291363	290631	733
Neug	81095	80825	270
Linseed	32462	32407	*
Groundnuts	2380	2363	*
Safflower	9518	9288	*
Sesame	138848	138776	*
Rapeseed	27059	26854	*
Vegetables	40855	40169	*
Lettuce	33	33	-
Head cabbage	427	398	*
Ethiopian cabbage	903	903	-
Tomatoes	683	550	*
Green peppers	1302	1274	28
Red peppers	37459	36963	*
Swiss chard	49	49	-
Root crops	42377	41028	1349
Beetroot	111	105	*
Carrot	*	*	*
Onion	9819	9334	*
Potatoes	23085	22195	*
Yam	*	*	-
Garlic	8813	8793	*
Taro 'Godere'	*	*	-
Sweet potatoes	312	311	*
Other Temporary	20054	19920	*
Permanent crops	3867	3649	*
Avocado	108	107	-
Bananas	1037	937	-
Guava	391	371	-
Lemons	413	377	-
Mangoes	801	782	-
Oranges	895	854	*
Papayas	223	221	-
Pineapples	-	-	-
Stimulant Crops	32530	30792	*
Chat	7668	7399	*
Coffee	7631	6889	*
Hops / 'Gesho'	17231	16504	*
Enset	*	*	-
Sugar cane	2876	2794	*
Other permanent	2061	2029	*

Table 10.4: Total Area and Crop Harvesting frequency by crop type

Oromia

Crop Type	Area	Once	Twice
All	6488366	6458877	29489
Cereals	4592182	4571843	20339
Teff	1397797	1394951	2846
Barley	471134	467685	3449
Wheat	837000	833154	3847
Maize	1083333	1073292	10041
Sorghum	669576	669237	*
Finger millet	99868	99706	-
Oats / 'Aja'	29980	29919	*
Rice	3337	3337	-
Masho	*	*	-
Pulses	693531	688457	5075
Horse / Faba beans	222434	221730	704
Field Peas	108295	108108	*
Haricot beans white	77183	76727	456
Haricot beans red	66330	65585	745
Chick peas	88717	86252	2465
Lentils	47917	47738	-
Vetch / Grass peas	57602	57154	448
Soya beans	13858	13858	-
Fenugreek	11031	10913	118
Gibto	*	*	-
Oilseeds	366910	366807	103
Neug	192222	191875	*
Linseed	55640	55572	*
Groundnuts	52921	52921	-
Safflower	1499	1499	-
Sesame	48182	48182	-
Rapeseed	16445	16373	72
Vegetables	73989	72922	1067
Lettuce	159	139	*
Head cabbage	2592	2522	*
Ethiopian cabbage	12908	12563	344
Tomatoes	3657	3160	*
Green peppers	2991	2854	*
Red peppers	51470	51456	*
Swiss chard	213	213	-
Root crops	81942	80143	1799
Beetroot	1245	1221	*
Carrot	929	855	*
Onion	12172	11652	519
Potatoes	35720	34781	940
Yam	59	59	-
Garlic	5749	5589	*
Taro 'Godere'	4955	4933	*
Sweet potatoes	21113	20954	*
Other Temporary	39180	38963	218
Permanent crops	23935	22900	*
Avocado	3026	2828	*
Bananas	12744	12183	*
Guava	865	861	-
Lemons	180	174	-
Mangoes	4735	4582	-
Oranges	1332	1256	-
Papayas	1029	999	-
Pineapples	26	*	-
Stimulant Crops	509383	490282	*
Chat	145983	142346	*
Coffee	359728	359705	23
Hops / 'Gesho'	3672	3546	*
Enset	97395	95338	*
Sugar cane	7943	7719	*
Other permanent	1973	1921	*

Table 10.5: Total Area and Crop Harvesting frequency by crop type

Somalie

Crop Type	Area	Once	Twice
All	81157	80836	*
Cereals	67666	67630	*
Teff	*	*	-
Barley	*	*	-
Wheat	*	*	-
Maize	30096	30083	*
Sorghum	30628	30605	*
Finger millet	-	-	-
Oats / 'Aja'	*	*	-
Rice	*	*	-
Masho	-	-	-
Pulses	2878	2878	-
Horse / Faba beans	-	-	-
Field Peas	*	*	-
Haricot beans white	*	*	-
Haricot beans red	1798	1798	-
Chick peas	*	*	-
Lentils	-	-	-
Vetch / Grass peas	-	-	-
Soya beans	-	-	-
Fenugreek	*	*	-
Gibto	*	*	-
Oilseeds	*	*	-
Neug	-	-	-
Linseed	*	*	-
Groundnuts	*	*	-
Safflower	-	-	-
Sesame	*	*	-
Rapeseed	-	-	-
Vegetables	*	*	-
Lettuce	-	-	-
Head cabbage	-	-	-
Ethiopian cabbage	*	*	-
Tomatoes	*	*	-
Green peppers	*	*	-
Red peppers	*	*	-
Swiss chard	-	-	-
Root crops	1149	1149	-
Beetroot	-	-	-
Carrot	*	*	-
Onion	1045	1045	-
Potatoes	*	*	-
Yam	*	*	-
Garlic	*	*	-
Taro 'Godere'	-	-	-
Sweet potatoes	*	*	-
Other Temporary	*	*	-
Permanent crops	390	355	-
Avocado	-	-	-
Bananas	*	*	-
Guava	*	*	-
Lemons	30	25	-
Mangoes	34	24	-
Oranges	147	*	-
Papayas	*	*	-
Pineapples	-	-	-
Stimulant Crops	6286	6037	-
Chat	6265	6016	-
Coffee	*	*	-
Hops / 'Gesho'	-	-	-
Enset	-	-	-
Sugar cane	-	-	-
Other permanent	*	*	-

Table 10.6: Total Area and Crop Harvesting frequency by crop type

Benshangule-Gumuz

Crop Type	Area	Once	Twice
All	253258	252904	354
Cereals	172822	172680	*
Teff	26021	25943	*
Barley	656	653	*
Wheat	2016	2011	*
Maize	46098	46067	*
Sorghum	64665	64663	*
Finger millet	3180*	31779	*
Oats / 'Aja'	*	*	-
Rice	*	*	-
Masho	*	*	-
Pulses	20920	20817	*
Horse / Faba beans	524	524	-
Field Peas	518	518	-
Haricot beans white	2207	2207	-
Haricot beans red	4116	4116	-
Chick peas	603	501	*
Lentils	47	47	-
Vetch / Grass peas	-	-	-
Soya beans	12775	12775	-
Fenugreek	6	5	*
Gibto	*	*	-
Oilseeds	50836	50533	*
Neug	7113	7011	*
Linseed	482	477	*
Groundnuts	18593	18397	-
Safflower	*	*	-
Sesame	24356	24356	-
Rapeseed	106	106	-
Vegetables	1971	1968	*
Lettuce	*	*	-
Head cabbage	11	11	-
Ethiopian cabbage	*	*	*
Tomatoes	25	25	*
Green peppers	44	44	-
Red peppers	1777	1777	-
Swiss chard	*	*	-
Root crops	1117	1113	*
Beetroot	*	*	-
Carrot	*	*	-
Onion	110	110	-
Potatoes	*	*	-
Yam	*	*	-
Garlic	124	124	-
Taro 'Godere'	20	20	-
Sweet potatoes	761	757	*
Other Temporary	1770	1769	*
Permanent crops	1488	1481	*
Avocado	*	*	-
Bananas	435	435	-
Guava	69	69	-
Lemons	37	37	-
Mangoes	798	796	-
Oranges	95	90	-
Papayas	45	44	-
Pineapples	*	*	-
Stimulant Crops	1990	1957	-
Chat	872	850	-
Coffee	1069	1058	-
Hops / 'Gesho'	49	49	-
Enset	12	12	-
Sugar cane	174	174	-
Other permanent	*	*	-

Table 10.7: Total Area and Crop Harvesting frequency by crop type

S.N.N.P.R.

Crop Type	Area	Once	Twice
All	1795108	1787192	7916
Cereals	864456	859081	5375
Teff	259508	257762	*
Barley	76764	76565	198
Wheat	118349	118267	*
Maize	284724	281031	3692
Sorghum	118212	117653	*
Finger millet	4184	4184	-
Oats / 'Aja'	420	420	-
Rice	*	*	-
Masho	*	*	-
Pulses	221974	220275	*
Horse / Faba beans	71763	71593	*
Field Peas	60867	60672	*
Haricot beans white	4955	4870	*
Haricot beans red	72874	72532	*
Chick peas	9505	8602	*
Lentils	931	931	-
Vetch / Grass peas	*	*	*
Soya beans	*	*	-
Fenugreek	248	248	-
Gibto	*	*	-
Oilseeds	5987	5970	*
Neug	*	*	-
Linseed	1229	1229	-
Groundnuts	376	376	-
Safflower	123	123	-
Sesame	*	*	-
Rapeseed	363	346	*
Vegetables	40878	40151	*
Lettuce	*	*	-
Head cabbage	835	835	-
Ethiopian cabbage	20537	20209	*
Tomatoes	*	*	-
Green peppers	1401	1365	-
Red peppers	16599	16236	*
Swiss chard	27	27	-
Root crops	81317	80856	*
Beetroot	282	282	-
Carrot	298	298	-
Onion	813	813	-
Potatoes	7513	7512	*
Yam	3004	2994	*
Garlic	1143	1143	-
Taro 'Godere'	37518	37510	8
Sweet potatoes	30747	30350	*
Other Temporary	41951	41840	*
Permanent crops	39542	3773*	*
Avocado	7323	6806	-
Bananas	26484	25400	*
Guava	336	300	-
Lemons	259	253	-
Mangoes	3311	3197	-
Oranges	636	612	-
Papayas	899	871	-
Pineapples	*	*	-
Stimulant Crops	218002	201602	*
Chat	53665	48606	-
Coffee	162767	151446	*
Hops / 'Gesho'	1570	1550	-
Enset	259600	247254	*
Sugar cane	17757	17247	*
Other permanent	3642	3480	-

Table 10.8: Total Area and Crop Harvesting frequency by crop type

Gambella

Crop Type	Area	Once	Twice
All	17275	16285	*
Cereals	7763	7733	*
Teff	*	*	-
Barley	*	*	-
Wheat	*	*	-
Maize	4666	4661	*
Sorghum	3050	3026	*
Finger millet	*	*	-
Oats / 'Aja'	-	-	-
Rice	*	*	-
Masho	-	-	-
Pulses	*	*	-
Horse / Faba beans	*	*	-
Field Peas	*	*	-
Haricot beans white	5	5	-
Haricot beans red	4	4	-
Chick peas	-	-	-
Lentils	-	-	-
Vetch / Grass peas	-	-	-
Soya beans	*	*	-
Fenugreek	-	-	-
Gibto	-	-	-
Oilseeds	13	13	-
Neug	-	-	-
Linseed	*	*	-
Groundnuts	*	*	-
Safflower	*	*	-
Sesame	*	*	-
Rapeseed	*	*	-
Vegetables	134	133	*
Lettuce	-	-	-
Head cabbage	*	*	*
Ethiopian cabbage	40	40	*
Tomatoes	*	*	*
Green peppers	16	16	*
Red peppers	*	*	*
Swiss chard	-	-	-
Root crops	299	297	*
Beetroot	-	-	-
Carrot	*	*	-
Onion	*	*	-
Potatoes	*	*	-
Yam	3	3	-
Garlic	*	*	-
Taro 'Godere'	159	159	*
Sweet potatoes	129	128	*
Other Temporary	332	331	*
Permanent crops	597	554	-
Avocado	120	108	-
Bananas	235	216	-
Guava	3	2	-
Lemons	3	3	-
Mangoes	167	160	-
Oranges	21	19	-
Papayas	41	38	-
Pineapples	9	*	-
Stimulant Crops	7526	6637	-
Chat	393	310	-
Coffee	6978	6173	-
Hops / 'Gescho'	*	*	-
Enset	459	437	-
Sugar cane	119	116	-
Other permanent	*	*	-

Table 10.9: Total Area and Crop Harvesting frequency by crop type

Harari Region

Crop Type	Area	Once	Twice
All	17266	16961	*
Cereals	8228	8188	*
Teff	-	-	-
Barley	*	*	-
Wheat	*	*	-
Maize	1401	1370	*
Sorghum	6657	6649	*
Finger millet	-	-	-
Oats / 'Aja'	*	*	-
Rice	-	-	-
Masho	-	-	-
Pulses	*	*	-
Horse / Faba beans	*	*	-
Field Peas	-	-	-
Haricot beans white	*	*	-
Haricot beans red	*	*	-
Chick peas	*	*	-
Lentils	*	*	-
Vetch / Grass peas	-	-	-
Soya beans	-	-	-
Fenugreek	*	*	-
Gibto	-	-	-
Oilseeds	2954	2954	-
Neug	-	-	-
Linseed	*	*	-
Groundnuts	2874	2874	-
Safflower	-	-	-
Sesame	*	*	-
Rapeseed	-	-	-
Vegetables	*	*	*
Lettuce	-	-	-
Head cabbage	*	*	-
Ethiopian cabbage	*	*	-
Tomatoes	*	*	*
Green peppers	*	*	-
Red peppers	*	*	-
Swiss chard	*	*	-
Root crops	216	194	*
Beetroot	-	-	-
Carrot	-	-	-
Onion	-	-	-
Potatoes	16	16	-
Yam	-	-	-
Garlic	-	-	-
Taro 'Godere'	-	-	-
Sweet potatoes	200	178	*
Other Temporary	60	60	-
Permanent crops	577	551	-
Avocado	*	*	-
Bananas	19	18	-
Guava	9	*	-
Lemons	49	49	-
Mangoes	415	397	-
Oranges	*	*	-
Papayas	*	*	-
Pineapples	-	-	-
Stimulant Crops	4900	4743	*
Chat	4844	4692	*
Coffee	*	*	-
Hops / 'Gesho'	*	*	-
Enset	-	-	-
Sugar cane	159	156	-
Other permanent	7	5	-

Table 10.10: Total Area and Crop Harvesting frequency by crop type

Dire Dawa Region

Crop Type	Area	Once	Twice
All	13431	13234	93
Cereals	10390	10351	*
Teff	-	-	-
Barley	*	*	-
Wheat	*	*	*
Maize	316	297	*
Sorghum	10002	9983	*
Finger millet	-	-	-
Oats / 'Aja'	-	-	-
Rice	-	-	-
Masho	-	-	-
Pulses	736	723	*
Horse / Faba beans	-	-	-
Field Peas	*	*	-
Haricot beans white	311	299	*
Haricot beans red	423	422	*
Chick peas	*	*	-
Lentils	-	-	-
Vetch / Grass peas	-	-	-
Soya beans	-	-	-
Fenugreek	*	*	-
Gibto	-	-	-
Oilseeds	367	367	-
Neug	-	-	-
Linseed	-	-	-
Groundnuts	*	*	-
Safflower	-	-	-
Sesame	107	107	-
Rapeseed	*	*	-
Vegetables	103	70	*
Lettuce	-	-	-
Head cabbage	-	-	-
Ethiopian cabbage	*	*	-
Tomatoes	94	65	*
Green peppers	*	*	*
Red peppers	-	-	-
Swiss chard	-	-	-
Root crops	159	154	*
Beetroot	-	-	-
Carrot	-	-	-
Onion	*	*	*
Potatoes	*	*	-
Yam	-	-	-
Garlic	-	-	-
Taro 'Godere'	-	-	-
Sweet potatoes	78	78	*
Other Temporary	16	16	-
Permanent crops	157	*	*
Avocado	-	-	-
Bananas	2	*	*
Guava	16	15	-
Lemons	2	2	-
Mangoes	*	*	-
Oranges	*	*	-
Papayas	43	41	*
Pineapples	-	-	-
Stimulant Crops	1218	1130	*
Chat	1082	1000	*
Coffee	136	130	*
Hops / 'Gesho'	-	-	-
Enset	-	-	-
Sugar cane	-	-	-
Other permanent	*	*	*

Table 11: Number of Plots by Type of Sowing

National

Crop Type	Type of Sowing			
	Broadcast	%	Row	%
All	91634500	100	19782410	100
Cereals	48572644		9689084	
Teff	12724037	13.89	473079	2.39
Barley	7882454	8.6	194995	0.99
Wheat	8164513	8.91	567833	2.87
Maize	8696681	9.49	7649188	38.67
Sorghum	8402684	9.17	655429	3.31
Finger millet	2110177	2.3	118403	0.6
Oats / 'Aja'	341852	0.37	6678	0.03
Rice	175796	0.19	22475	0.11
Masho	74450	0.08	*	*
Pulses	17092482		2036689	
Horse / Faba beans	5270362	5.75	896003	4.53
Field Peas	2465013	2.69	136733	0.69
Haricot beans white	1735114	1.89	148191	0.75
Haricot beans red	2951755	3.22	703204	3.55
Chick peas	1263449	1.38	51939	0.26
Lentils	1160944	1.27	15986	0.08
Vetch / Grass peas	1192151	1.3	16151	0.08
Soya beans	104398	0.11	41557	0.21
Fenugreek	772629	0.84	20540	0.1
Gibto	176668	0.19	6386	0.03
Oilseeds	5511341		575720	
Neug	1320483	1.44	16391	0.08
Linseed	1246345	1.36	26002	0.13
Groundnuts	157801	0.17	378464	1.91
Safflower	327676	0.36	13702	0.07
Sesame	913733	1	28242	0.14
Rapeseed	1545303	1.69	112918	0.57
Vegetables	7931119		2123883	
Lettuce	33044	0.04	14633	0.07
Head cabbage	329797	0.36	210601	1.06
Ethiopian cabbage	4508394	4.92	702196	3.55
Tomatoes	198643	0.22	95248	0.48
Green peppers	1121200	1.22	274868	1.39
Red peppers	1664789	1.82	800810	4.05
Swiss chard	75252	0.08	25527	0.13
Root crops	7959293		4499233	
Beetroot	293582	0.32	153831	0.78
Carrot	74854	0.08	71657	0.36
Onion	636515	0.69	326610	1.65
Potatoes	792350	0.86	1045848	5.29
Yam	248566	0.27	84678	0.43
Garlic	2058157	2.25	1227727	6.21
Taro 'Godere'	2363212	2.58	680238	3.44
Sweet potatoes	1492055	1.63	908646	4.59
Other Temporary	4567620	4.98	857799	4.34

Table 11.1 : Number of Plots by Type of Sowing

Tigray

Crop Type	Type of Sowing			
	Broadcast	%	Row	%
All	6115251	100	300519	100
Cereals	4758075	77.81	198609	66.09
Teff	1016970	16.63	16319	5.43
Barley	915514	14.97	7691	2.56
Wheat	958883	15.68	14325	4.77
Maize	680706	11.13	103751	34.52
Sorghum	737418	12.06	47703	15.87
Finger millet	442818	7.24	8302	2.76
Oats / 'Aja'	3220	0.05	-	-
Rice	*	*	*	*
Masho	1112	0.02	-	-
Pulses	632835	10.35	12822	4.27
Horse / Faba beans	316872	5.18	*	*
Field Peas	73108	1.2	*	*
Haricot beans white	22835	0.37	*	*
Haricot beans red	*	*	-	-
Chick peas	55073	0.9	*	*
Lentils	77705	1.27	-	-
Vetch / Grass peas	57311	0.94	*	*
Soya beans	*	*	-	-
Fenugreek	26001	0.43	*	*
Gibto	*	*	-	-
Oilseeds	304619	4.98	4066	1.35
Neug	53325	0.87	*	*
Linseed	85831	1.4	*	*
Groundnuts	*	*	*	*
Safflower	*	*	*	*
Sesame	149521	2.45	1683	0.56
Rapeseed	*	*	-	-
Vegetables	231605	3.79	52297	17.4
Lettuce	4642	0.08	4099	1.36
Head cabbage	5281	0.09	1146	0.38
Ethiopian cabbage	1717	0.03	*	*
Tomatoes	23265	0.38	7341	2.44
Green peppers	45305	0.74	14699	4.89
Red peppers	150715	2.46	20495	6.82
Swiss chard	*	*	4133	1.38
Root crops	123539	2.02	29192	9.71
Beetroot	-	-	-	-
Carrot	*	*	*	*
Onion	21858	0.36	6582	2.19
Potatoes	13019	0.21	7468	2.49
Yam	-	-	-	-
Garlic	86520	1.41	12408	4.13
Taro 'Godere'	-	-	-	-
Sweet potatoes	*	*	*	*
Other Temporary	64579	1.06	3533	1.18

Table 11.2 : Number of Plots by Type of Sowing

Afar

Crop Type	Type of Sowing			
	Broadcast	%	Row	%
All	7559	100	8927	100
Cereals	6731	89.05	7309	81.88
Teff	*	*	-	-
Barley	-	-	-	-
Wheat	-	-	-	-
Maize	1577	20.86	6836	76.58
Sorghum	*	*	*	*
Finger millet	-	-	-	-
Oats / 'Aja'	-	-	-	-
Rice	-	-	-	-
Masho	*	*	-	-
Pulses	*	*	*	*
Horse / Faba beans	-	-	-	-
Field Peas	-	-	-	-
Haricot beans white	*	*	*	*
Haricot beans red	-	-	-	-
Chick peas	-	-	-	-
Lentils	-	-	-	-
Vetch / Grass peas	-	-	-	-
Soya beans	-	-	-	-
Fenugreek	-	-	-	-
Gibto	-	-	-	-
Oilseeds	-	-	*	*
Neug	-	-	-	-
Linseed	-	-	-	-
Groundnuts	-	-	-	-
Safflower	-	-	-	-
Sesame	-	-	*	*
Rapeseed	-	-	-	-
Vegetables	*	*	1357	15.2
Lettuce	-	-	-	-
Head cabbage	-	-	-	-
Ethiopian cabbage	-	-	-	-
Tomatoes	*	*	390	4.37
Green peppers	*	*	*	*
Red peppers	*	*	537	6.02
Swiss chard	-	-	-	-
Root crops	*	*	*	*
Beetroot	-	-	-	-
Carrot	-	-	-	-
Onion	-	-	*	*
Potatoes	-	-	-	-
Yam	-	-	-	-
Garlic	-	-	-	-
Taro 'Godere'	-	-	-	-
Sweet potatoes	*	*	-	-
Other Temporary	-	-	-	-

Table 11.3 : Number of Plots by Type of Sowing

Amhara

Crop Type	Type of Sowing			
	Broadcast	%	Row	%
All	30973717	100	6173474	100
Cereals	17613446	56.87	3219761	52.15
Teff	5211025	16.82	282928	4.58
Barley	3259105	10.52	55476	0.9
Wheat	3321145	10.72	294568	4.77
Maize	1959565	6.33	2468046	39.98
Sorghum	2542902	8.21	92070	1.49
Finger millet	1011905	3.27	23257	0.38
Oats / 'Aja'	84596	0.27	*	*
Rice	153821	0.5	*	*
Masho	69382	0.22	*	*
Pulses	6623325	21.38	735220	11.91
Horse / Faba beans	2062217	6.66	478969	7.76
Field Peas	1006876	3.25	84199	1.36
Haricot beans white	462998	1.49	31685	0.51
Haricot beans red	410097	1.32	89572	1.45
Chick peas	739643	2.39	23438	0.38
Lentils	688244	2.22	6223	0.1
Vetch / Grass peas	776368	2.51	9397	0.15
Soya beans	13963	0.05	3154	0.05
Fenugreek	291021	0.94	2632	0.04
Gibto	171897	0.55	5950	0.1
Oilseeds	2746304	8.87	136067	2.2
Neug	605594	1.96	7160	0.12
Linseed	556892	1.8	8078	0.13
Groundnuts	15677	0.05	18112	0.29
Safflower	268281	0.87	8412	0.14
Sesame	452441	1.46	12839	0.21
Rapeseed	847418	2.74	81465	1.32
Vegetables	1346918	4.35	657436	10.65
Lettuce	9814	0.03	2353	0.04
Head cabbage	67677	0.22	44357	0.72
Ethiopian cabbage	312075	1.01	20802	0.34
Tomatoes	54822	0.18	11650	0.19
Green peppers	176216	0.57	82271	1.33
Red peppers	698149	2.25	489660	7.93
Swiss chard	28164	0.09	6344	0.1
Root crops	1685161	5.44	1331846	21.57
Beetroot	47703	0.15	19146	0.31
Carrot	25183	0.08	9808	0.16
Onion	211536	0.68	116711	1.89
Potatoes	270742	0.87	479388	7.77
Yam	-	-	*	*
Garlic	1111721	3.59	693185	11.23
Taro 'Godere'	*	*	-	-
Sweet potatoes	17575	0.06	13069	0.21
Other Temporary	958564	3.09	93143	1.51

Table 11.4 : Number of Plots by Type of Sowing

Oromia

Crop Type	Type of Sowing			
	Broadcast	%	Row	%
All	34296322	100	8552930	100
Cereals	18894789	55.09	4665511	54.55
Teff	4915606	14.33	92089	1.08
Barley	2576035	7.51	91731	1.07
Wheat	3010235	8.78	184495	2.16
Maize	4070730	11.87	3796239	44.39
Sorghum	3545542	10.34	406127	4.75
Finger millet	529232	1.54	72849	0.85
Oats / 'Aja'	233852	0.68	2452	0.03
Rice	10584	0.03	19344	0.23
Masho	2972	0.01	*	*
Pulses	6017403	17.55	511228	5.98
Horse / Faba beans	1738074	5.07	215758	2.52
Field Peas	714666	2.08	23927	0.28
Haricot beans white	1040128	3.03	76943	0.9
Haricot beans red	940621	2.74	119622	1.4
Chick peas	380103	1.11	17320	0.2
Lentils	367682	1.07	8304	0.1
Vetch / Grass peas	354923	1.03	4614	0.05
Soya beans	50400	0.15	28825	0.34
Fenugreek	427229	1.25	15913	0.19
Gibto	3576	0.01	-	-
Oilseeds	2129472	6.21	358545	4.19
Neug	619358	1.81	7796	0.09
Linseed	534898	1.56	12536	0.15
Groundnuts	85389	0.25	292761	3.42
Safflower	38345	0.11	3989	0.05
Sesame	199387	0.58	11429	0.13
Rapeseed	652095	1.9	30033	0.35
Vegetables	3333013	9.72	767407	8.97
Lettuce	17627	0.05	6097	0.07
Head cabbage	204165	0.6	118829	1.39
Ethiopian cabbage	1742261	5.08	223077	2.61
Tomatoes	77247	0.23	42602	0.5
Green peppers	657592	1.92	146331	1.71
Red peppers	598072	1.74	218841	2.56
Swiss chard	36048	0.11	11630	0.14
Root crops	2189432	6.38	1868917	21.85
Beetroot	203947	0.59	90549	1.06
Carrot	28244	0.08	39714	0.46
Onion	301577	0.88	141951	1.66
Potatoes	258067	0.75	387431	4.53
Yam	15699	0.05	2502	0.03
Garlic	743457	2.17	442030	5.17
Taro 'Godere'	450709	1.31	139144	1.63
Sweet potatoes	187730	0.55	625596	7.31
Other Temporary	1732212	5.05	381322	4.46

Table 11.5 : Number of Plots by Type of Sowing

Somale

Crop Type	Type of Sowing			
	Broadcast	%	Row	%
All	299402	100	20538	100
Cereals	247883	82.79	8053	39.21
Teff	*	*	-	-
Barley	5239	1.75	-	-
Wheat	14658	4.9	*	*
Maize	127591	42.62	6385	31.09
Sorghum	99598	33.27	*	*
Finger millet	-	-	-	-
Oats / 'Aja'	*	*	-	-
Rice	*	*	-	-
Masho	-	-	-	-
Pulses	28112	9.39	2625	12.78
Horse / Faba beans	-	-	-	-
Field Peas	*	*	-	-
Haricot beans white	*	*	*	*
Haricot beans red	13614	4.55	*	*
Chick peas	*	*	-	-
Lentils	-	-	-	-
Vetch / Grass peas	-	-	-	-
Soya beans	-	-	-	-
Fenugreek	*	*	-	-
Gibto	*	*	-	-
Oilseeds	*	*	*	*
Neug	-	-	-	-
Linseed	*	*	-	-
Groundnuts	*	*	*	*
Safflower	-	-	-	-
Sesame	*	*	*	*
Rapeseed	-	-	-	-
Vegetables	7716	2.58	*	*
Lettuce	-	-	-	-
Head cabbage	-	-	-	-
Ethiopian cabbage	*	*	-	-
Tomatoes	6837	2.28	*	*
Green peppers	*	*	-	-
Red peppers	*	*	-	-
Swiss chard	-	-	-	-
Root crops	2909	0.97	7487	36.45
Beetroot	-	-	-	-
Carrot	*	*	-	-
Onion	*	*	*	*
Potatoes	*	*	-	-
Yam	-	-	*	*
Garlic	*	*	*	*
Taro 'Godere'	-	-	-	-
Sweet potatoes	*	*	*	*
Other Temporary	*	*	*	*

Table 11.6 : Number of Plots by Type of Sowing

Benshangule-Gumze

Crop Type	Type of Sowing			
	Broadcast	%	Row	%
All	1057673	100	259545	100
Cereals	592139	55.99	128461	49.49
Teff	61369	5.8	2671	1.03
Barley	7522	0.71	310	0.12
Wheat	6042	0.57	1886	0.73
Maize	244661	23.13	105449	40.63
Sorghum	194173	18.36	15930	6.14
Finger millet	74483	7.04	1104	0.43
Oats / 'Aja'	*	*	*	*
Rice	2895	0.27	*	*
Masho	*	*	*	*
Pulses	127056	12.01	22362	8.62
Horse / Faba beans	5107	0.48	*	*
Field Peas	5325	0.5	*	*
Haricot beans white	23001	2.17	6316	2.43
Haricot beans red	50709	4.79	5308	2.05
Chick peas	8056	0.76	978	0.38
Lentils	1291	0.12	-	-
Vetch / Grass peas	-	-	-	-
Soya beans	32432	3.07	6690	2.58
Fenugreek	841	0.08	*	*
Gibto	*	*	-	-
Oilseeds	170541	16.12	44668	17.21
Neug	37341	3.53	*	*
Linseed	15483	1.46	*	*
Groundnuts	26654	2.52	42232	16.27
Safflower	1375	0.13	*	*
Sesame	83182	7.86	1580	0.61
Rapeseed	6507	0.62	*	*
Vegetables	66125	6.25	15370	5.92
Lettuce	774	0.07	*	*
Head cabbage	2429	0.23	2605	1
Ethiopian cabbage	8661	0.82	680	0.26
Tomatoes	3839	0.36	1338	0.52
Green peppers	4451	0.42	*	*
Red peppers	45901	4.34	8608	3.32
Swiss chard	*	*	*	*
Root crops	37044	3.5	38386	14.79
Beetroot	731	0.07	1293	0.5
Carrot	-	-	*	*
Onion	4048	0.38	4606	1.77
Potatoes	2060	0.19	683	0.26
Yam	*	*	-	-
Garlic	7257	0.69	7228	2.78
Taro 'Godere'	3371	0.32	1200	0.46
Sweet potatoes	19090	1.8	22815	8.79
Other Temporary	64768	6.12	10298	3.97

Table 11.7 : Number of Plots by Type of Sowing

S.N.N.P

Crop Type	Type of Sowing			
	Broadcast	%	Row	%
All	18567913	100	4341552	100
Cereals	6248068	33.65	1390361	32.02
Teff	1515884	8.16	79005	1.82
Barley	1117454	6.02	39381	0.91
Wheat	850933	4.58	71193	1.64
Maize	1570426	8.46	1122099	25.85
Sorghum	1115246	6.01	62674	1.44
Finger millet	51731	0.28	12891	0.3
Oats / 'Aja'	18971	0.1	*	*
Rice	6828	0.04	*	*
Masho	*	*	-	-
Pulses	3631518	19.56	750190	17.28
Horse / Faba beans	1147920	6.18	190694	4.39
Field Peas	664773	3.58	27638	0.64
Haricot beans white	159115	0.86	28243	0.65
Haricot beans red	1516032	8.16	486961	11.22
Chick peas	79725	0.43	9097	0.21
Lentils	26021	0.14	*	*
Vetch / Grass peas	3549	0.02	*	*
Soya beans	7295	0.04	*	*
Fenugreek	26884	0.14	*	*
Gibto	*	*	*	*
Oilseeds	130135	0.7	11922	0.27
Neug	4865	0.03	*	*
Linseed	52659	0.28	4174	0.1
Groundnuts	5157	0.03	4697	0.11
Safflower	10736	0.06	*	*
Sesame	22304	0.12	*	*
Rapeseed	34414	0.19	*	*
Vegetables	2928084	15.77	623025	14.35
Lettuce	*	*	1812	0.04
Head cabbage	49733	0.27	43386	1
Ethiopian cabbage	2433225	13.1	456517	10.52
Tomatoes	30261	0.16	27046	0.62
Green peppers	234511	1.26	28509	0.66
Red peppers	169947	0.92	62463	1.44
Swiss chard	10220	0.06	3291	0.08
Root crops	3901861	21.01	1202273	27.69
Beetroot	41201	0.22	42843	0.99
Carrot	19582	0.11	19136	0.44
Onion	94591	0.51	48298	1.11
Potatoes	247658	1.33	169851	3.91
Yam	232047	1.25	80941	1.86
Garlic	108753	0.59	72693	1.67
Taro 'Godere'	1896699	10.21	534790	12.32
Sweet potatoes	1261330	6.79	233721	5.38
Other Temporary	1728247	9.31	363780	8.38

Table 11.8 : Number of Plots by Type of Sowing

Gambella

Crop Type	Type of Sowing			
	Broadcast	%	Row	%
All	77390	100	36607	100
Cereals	28862	37.29	20891	57.07
Teff	-	-	*	*
Barley	*	*	*	*
Wheat	-	-	*	*
Maize	10563	13.65	19664	53.72
Sorghum	18171	23.48	1079	2.95
Finger millet	*	*	-	-
Oats / 'Aja'	-	-	-	-
Rice	*	*	*	*
Masho	-	-	-	-
Pulses	2432	3.14	1099	3
Horse / Faba beans	*	*	-	-
Field Peas	*	*	-	-
Haricot beans white	1075	1.39	1024	2.8
Haricot beans red	1181	1.53	*	*
Chick peas	-	-	-	-
Lentils	-	-	-	-
Vetch / Grass peas	-	-	-	-
Soya beans	*	*	-	-
Fenugreek	-	-	-	-
Gibto	-	-	-	-
Oilseeds	581	0.75	284	0.78
Neug	-	-	-	-
Linseed	*	*	-	-
Groundnuts	290	0.37	259	0.71
Safflower	-	-	-	-
Sesame	*	*	*	*
Rapeseed	*	*	-	-
Vegetables	14495	18.73	1433	3.91
Lettuce	-	-	-	-
Head cabbage	*	*	*	*
Ethiopian cabbage	10108	13.06	*	*
Tomatoes	346	0.45	*	*
Green peppers	2238	2.89	227	0.62
Red peppers	1590	2.05	158	0.43
Swiss chard	-	-	-	-
Root crops	16777	21.68	8572	23.42
Beetroot	-	-	-	-
Carrot	*	*	-	-
Onion	*	*	*	*
Potatoes	*	*	*	*
Yam	*	*	568	1.55
Garlic	*	*	*	*
Taro 'Godere'	11731	15.16	5104	13.94
Sweet potatoes	4119	5.32	2535	6.92
Other Temporary	14242	18.4	4327	11.82

Table 11.9 : Number of Plots by Type of Sowing

Harari

Crop Type	Type of Sowing			
	Broadcast	%	Row	%
All	86904	100	72964	100
Cereals	69833	80.36	46256	63.4
Teff	-	-	-	-
Barley	*	*	*	*
Wheat	*	*	1197	1.64
Maize	18168	20.91	20111	27.56
Sorghum	49283	56.71	24594	33.71
Finger millet	-	-	-	-
Oats / 'Aja'	*	*	-	-
Rice	-	-	-	-
Masho	-	-	-	-
Pulses	*	*	*	*
Horse / Faba beans	*	*	*	*
Field Peas	-	-	-	-
Haricot beans white	*	*	*	*
Haricot beans red	*	*	-	-
Chick peas	*	*	*	*
Lentils	-	-	*	*
Vetch / Grass peas	-	-	-	-
Soya beans	-	-	-	-
Fenugreek	*	*	-	-
Gibto	-	-	-	-
Oilseeds	11230	12.92	17137	23.49
Neug	-	-	-	-
Linseed	-	-	*	*
Groundnuts	8454	9.73	16994	23.29
Safflower	-	-	-	-
Sesame	*	*	*	*
Rapeseed	-	-	-	-
Vegetables	770	0.89	*	*
Lettuce	-	-	-	-
Head cabbage	*	*	*	*
Ethiopian cabbage	*	*	-	-
Tomatoes	*	*	*	*
Green peppers	*	*	*	*
Red peppers	-	-	*	*
Swiss chard	*	*	-	-
Root crops	987	1.14	6742	9.24
Beetroot	-	-	-	-
Carrot	-	-	-	-
Onion	-	-	-	-
Potatoes	*	*	576	0.79
Yam	-	-	-	-
Garlic	-	-	-	-
Taro 'Godere'	-	-	-	-
Sweet potatoes	769	0.88	6166	8.45
Other Temporary	2370	2.73	1041	1.43

Table 11.10 : Number of Plots by Type of Sowing

Dire Dawa

Crop Type	Type of Sowing			
	Broadcast	%	Row	%
All	152370	100	15354	100
Cereals	112818	74.04	3872	25.22
Teff	-	-	-	-
Barley	*	*	-	-
Wheat	*	*	-	-
Maize	12694	8.33	609	3.97
Sorghum	98284	64.5	3263	21.25
Finger millet	-	-	-	-
Oats / 'Aja'	-	-	-	-
Rice	-	-	-	-
Masho	-	-	-	-
Pulses	27930	18.33	657	4.28
Horse / Faba beans	-	-	-	-
Field Peas	*	*	-	-
Haricot beans white	11466	7.53	*	*
Haricot beans red	16257	10.67	420	2.74
Chick peas	*	*	-	-
Lentils	-	-	-	-
Vetch / Grass peas	-	-	-	-
Soya beans	-	-	-	-
Fenugreek	*	*	*	*
Gibto	-	-	-	-
Oilseeds	6838	4.49	*	*
Neug	-	-	-	-
Linseed	-	-	-	-
Groundnuts	*	*	*	*
Safflower	-	-	-	-
Sesame	3721	2.44	-	-
Rapeseed	*	*	*	*
Vegetables	1890	1.24	3327	21.67
Lettuce	-	-	-	-
Head cabbage	-	-	-	-
Ethiopian cabbage	*	*	-	-
Tomatoes	1601	1.05	2796	18.21
Green peppers	*	*	*	*
Red peppers	-	-	-	-
Swiss chard	-	-	-	-
Root crops	1415	0.93	5785	37.68
Beetroot	-	-	-	-
Carrot	-	-	-	-
Onion	*	*	*	*
Potatoes	*	*	*	*
Yam	-	-	-	-
Garlic	-	-	-	-
Taro 'Godere'	-	-	-	-
Sweet potatoes	644	0.42	3704	24.12
Other Temporary	1478	0.97	*	*

Table 12: Number of Holders by land use area before the crop calendar year

Geographic area	All Holders	Fallow Land	Crop Land	Pasture, Forest & Marginal Land	Crop Land Owned by other holder	Others
Ethiopia	15804958	598938	13800719	2196009	743254	589866
Tigray Region	1015456	51275	878072	17303	27821	37846
North West Tigray	182741	21625	197267	4016	7323	5449
Central Tigray	292644	7305	218728	*	*	11028
East Tigray	187044	6388	95167	3145	*	8548
South Tigray	236402	3171	207991	1497	5342	8949
Western Tigray	116625	12787	158919	4402	13600	3871
Afar Region	72767	963	26854	2010	571	2999
Zone 1	50943	950	23029	1941	*	2130
Zone 3	21824	*	3825	*	*	869
Amhara Region	4413543	131016	4331455	393413	305724	130961
North Gonder	721649	34400	785103	59316	83844	21836
South Gonder	502630	10053	537895	28329	22493	11504
North Wollo	352988	9496	290734	22431	5719	13184
South Wollo	641869	23935	460973	35136	18276	25367
North Shewa	562168	28257	557298	88652	29762	24717
East Gojjam	590340	7818	609783	29180	60178	11341
West Gojjam	568598	9167	642760	56663	34988	10178
Waghamera	113710	1259	111092	970	*	2072
Awi	240623	6052	269577	66077	36935	7805
Oromia Zone	112113	560	60300	6468	3560	2803
Argoba Special	6855	21	5940	189	244	156
Oromia Region	5813423	325284	6349602	1297908	333167	298661
West Welega	313808	38712	375971	27809	14180	15839
East Welega	236531	37936	372583	68411	24565	16090
Illubabor	305505	24421	357731	47721	12060	14218
Jimma	600634	28294	633008	148555	26955	28398
West Shewa	479995	46209	597326	126985	42110	28659
South West Shewa	334241	44954	391741	168601	23825	24617
North Shewa	315138	1927	434125	48819	37656	18862
East Shewa	546937	24847	600763	120571	45928	40336
Arsi	338516	1894	305014	58811	2600	12998
West Harerge	532926	6147	344062	40267	4903	11025
East Harerge	355890	6922	456194	110080	33707	20588
Bale	115483	*	54096	8641	*	3741
Borena	318346	10325	383805	77158	17640	14494
Guji	246416	7934	180823	53661	*	6406
West Arsi	460417	17187	359512	149793	18638	30230
Kelem	187514	12747	220893	14194	13229	7652
Horoguduru	125128	13845	281954	27830	14475	4508
Somali Region	186879	3654	92976	27157	*	12721
Shinele	13437	*	2589	1430	-	536
Jijiga	97125	3053	76317	19878	*	8867
Liben	76317	*	14070	5849	*	3317
Benishangul – Gumuz	233373	17266	214681	9249	25170	5729
Metekel Zone	99257	8468	119479	4687	22227	2440
Asosa	99411	*	57614	1841	*	2721
Kemashi	19393	1687	26605	2407	2430	349
Mao Komo	15313	924	10982	314	229	219
S.N.N.P Region	3966093	68444	1855346	445181	50071	98158
Gurage	275004	1760	143631	69717	9042	4720
Hadiya	265614	1220	156794	43262	7039	4359
Kembata – Tembaro	130487	918	55950	13006	1025	2524
Sidama	1287879	2423	345200	112133	1915	23055
Gedio	193415	1437	54864	3002	*	3656
Wolayita	339170	*	145439	41901	3161	15965
South Omo	147970	9112	87606	12111	416	5095

Table 12 (cont'd)

Geographic Area	All Holders	Fallow Land	Crop Land	Pasture, Forest & Marginal Land	Crop Land Owned by other holder	Others
Sheka	61810	*	39366	5960	1517	1470
Keffa	232419	4673	190523	40514	9086	6861
Gamo - Gofa	386322	28370	214265	29502	5467	14214
Benchi – Maji	116460	2128	77841	5439	3860	2206
Segen Peoples	96676	5285	64215	6190	*	3213
Dawro	104813	2324	61062	18134	*	3174
Basketo	17901	1061	8031	883	*	648
Konta	38910	672	19493	3543	*	916
Silitie	195221	1287	120489	28995	*	4162
Alaba	55352	791	47568	7518	*	963
Gambella Region	47484	254	21072	550	186	1201
Agnuwak	8059	13	3113	*	*	121
Nuware	11627	*	4747	*	-	386
Mezhenger	22450	222	11804	474	178	609
Itang	5349	*	1409	*	-	85
Harari Region	27175	413	17388	157	*	759
Dire Dawa	28764	369	13274	3081	*	830

APPENDIX I

**ESTIMATION PROCEDURES OF TOTALS, RATIOS AND SAMPLING
ERRORS**

Estimation Procedures of Totals, Ratios and Sampling Errors

The following formulas were used to estimate total area of land under specific crop, total holders, quantity of fertilizer applied and seed sowed, and ratios in a stratum.

1. For Estimating Total Area of Land Under Specific Crop:

$$\hat{A}_h = \sum_{i=1}^{n_h} W_{hi} \sum_{j=1}^{h_{hi}} a_{hij} = \sum_{i=1}^{n_h} W_{hi} a_{hi}$$

in which, $W_{hi} = \frac{M_h H_{hi}}{n_h m_{hi} h_{hi}}$ is the basic weight.

Where:

h represents the stratum

n_h is the total number of sample EAs successfully covered in the h^{th} stratum.

M_h is the measure of size of the h^{th} stratum as obtained from the sampling frame.

m_{hi} is the measure of size of the i^{th} sample EA in the h^{th} stratum obtained from the sampling frame.

H_{hi} is the total number of agricultural households of the i^{th} sample EA in the h^{th} stratum.

h_{hi} is the number of sample agricultural households successfully covered in the i^{th} sample EA in the h^{th} stratum.

a_{hij} is the value of area for agricultural households j , in the i^{th} EA in the h^{th} stratum under a specific crop.

a_{hi} is the sample total area under specific crop for EA i in stratum h .

\hat{A}_h estimate of total area under specific crop in stratum h .

2. For Estimating Total Number of Holders:

$$\hat{Y}_h = \sum_{i=1}^{n_h} W_{hi} y_{hi}$$

Where:

y_{hi} is the sample total number of holders of i^{th} EA in the h^{th} stratum.

\hat{Y}_h is estimate of total number of holders for the h^{th} stratum.

W_{hi} is as defined above.

3. For Estimating Quantity of Fertilizer and seed in Stratum h :

$$\hat{Q}_h = \sum_{i=1}^{n_h} W_{hi} q_{hi}$$

where,

\hat{Q}_h is estimate of total quantity of a specific fertilizer applied or seed sowed for a specific crop land in the h^{th} stratum.

q_{hi} is the sample total of a specific fertilizer applied or seed sowed for a specific crop land in the i^{th} EA in the h^{th} stratum.

W_{hi} is as defined above.

4. For Estimating Ratios in Stratum h:

$$\hat{R}_h = \frac{\hat{Z}_h}{\hat{X}_h},$$

Where, the numerator and denominator are estimates of domain totals for characteristic z and x, respectively.

5. Sampling Variance of Estimates:

Sampling variance for the estimate of stratum total of area for a specific crop and holders, and ratios are estimated by the following formulas.

$$Var(\hat{A}_h) = (1 - f_h) \frac{n_h}{n_h - 1} \sum_{i=1}^{n_h} \left(\hat{A}_{hi} - \frac{\hat{A}_h}{n_h} \right)^2 + f_h \sum_{i=1}^{n_h} (1 - f_{hi}) \left(\frac{h_{hi}}{h_{hi} - 1} \right) \sum_{j=1}^{h_{hi}} \left(\hat{A}_{hij} - \frac{\hat{A}_{hi}}{h_{hi}} \right)^2$$

$$Var(\hat{Y}_h) = (1 - f_h) \frac{n_h}{n_h - 1} \sum_{i=1}^{n_h} \left(\hat{Y}_{hi} - \frac{\hat{Y}_h}{n_h} \right)^2 + f_h \sum_{i=1}^{n_h} (1 - f_{hi}) \left(\frac{h_{hi}}{h_{hi} - 1} \right) \sum_{j=1}^{h_{hi}} \left(\hat{Y}_{hij} - \frac{\hat{Y}_{hi}}{h_{hi}} \right)^2$$

$$Var(\hat{Q}_h) = (1 - f_h) \frac{n_h}{n_h - 1} \sum_{i=1}^{n_h} \left(\hat{Q}_{hi} - \frac{\hat{Q}_h}{n_h} \right)^2 + f_h \sum_{i=1}^{n_h} (1 - f_{hi}) \left(\frac{h_{hi}}{h_{hi} - 1} \right) \sum_{j=1}^{h_{hi}} \left(\hat{Q}_{hij} - \frac{\hat{Q}_{hi}}{h_{hi}} \right)^2$$

$$Var(\hat{R}_h) = \frac{1}{\hat{X}_h^2} \left[Var(\hat{Z}_h) + \hat{R}_h^2 Var(\hat{X}_h) - 2\hat{R}_h Cov(\hat{Z}_h, \hat{X}_h) \right]$$

Where,

$$Cov(\hat{Z}_h, \hat{X}_h) = (1 - f_h) \frac{n_h}{n_h - 1} \sum_{i=1}^{n_h} \left(\hat{Z}_{hi} - \frac{\hat{Z}_h}{n_h} \right) \left(\hat{X}_{hi} - \frac{\hat{X}_h}{n_h} \right) + f_h \sum_{i=1}^{n_h} (1 - f_{hi}) \left(\frac{h_{hi}}{h_{hi} - 1} \right) \sum_{j=1}^{h_{hi}} \left(\hat{Z}_{hij} - \frac{\hat{Z}_{hi}}{h_{hi}} \right) \left(\hat{X}_{hij} - \frac{\hat{X}_{hi}}{h_{hi}} \right)$$

f_h = average first stage probability of selection of EAs within stratum h .

$f_{hi} = \frac{h_{hi}}{H_{hi}}$ = average second stage probability of selection within the i^{th} sample EA in stratum h .

$\hat{A}_{hi}, \hat{Y}_{hi}, \hat{Q}_{hi}, \hat{Z}_{hi}, \hat{X}_{hi}$ are weighted total area, holder, quantity of fertilizer or seed, characteristics z and x, respectively, in the i^{th} EA and h^{th} stratum.

$\hat{A}_{hij}, \hat{Y}_{hij}, \hat{Q}_{hij}, \hat{Z}_{hij}, \hat{X}_{hij}$ are weighted value of area, holder, quantity of fertilizer or seed, characteristics z and x, respectively, from j^{th} agricultural household in the i^{th} EA and h^{th} stratum.

Since all strata are independent, the total variance at regional and country level is computed by aggregating the result obtained at Zone/Special Wereda level, i.e.

$$Var(\hat{A}) = \sum_h^L Var(\hat{A}_h), Var(\hat{Y}) = \sum_h^L Var(\hat{Y}_h), Var(\hat{R}) = \sum_{i=1}^L Var(\hat{R}_h)$$

Where, L is the number of strata (Zone/Special Wereda).

In estimating the sampling variance by the above formula, selection of EAs within a stratum is assumed to be with replacement. By so doing the variance estimate may be slightly over estimated but it greatly simplifies the estimation procedure.

6. Coefficient of Variation (CV) of Estimates:

Coefficient of Variations (CV's) in percentage for estimates of stratum total area, number of holders, applied fertilizer and sowed seed for a specific crop are given by:

$$CV(\hat{A}_h) = \frac{\sqrt{Var(\hat{A}_h)}}{\hat{A}_h} * 100, CV(\hat{Y}_h) = \frac{\sqrt{Var(\hat{Y}_h)}}{\hat{Y}_h} * 100, CV(\hat{Q}_h) = \frac{\sqrt{Var(\hat{Q}_h)}}{\hat{Q}_h} * 100,$$

$$CV(\hat{R}_h) = \frac{\sqrt{Var(\hat{R}_h)}}{\hat{R}_h} * 100$$

7. Ninety-five Percent Confidence Interval (CI) of Stratum Total of Area:

$$\hat{A}_h \pm 1.96 * SE(\hat{A}_h) \quad ,$$

Where, $SE(\hat{A}_h) = \sqrt{Var(\hat{A}_h)}$ is the standard error of the estimate of stratum total area.

Estimates of standard errors and confidence intervals for other estimates can also be calculated by adopting the above formulas.

APPENDIX II
ESTIMATES OF STANDARD ERRORS AND COEFFICIENT OF
VARIATIONS

APPENDIX II Estimate of Inputs Applied Area, quantity of inputs used and their Standard Errors and Coefficient of Variations

Crop	All fertilizer						DAP		
	Area (ha)			Quantity (qt)			Area (ha)		
	Estimate	S.E	C.V	Estimate	S.E	C.V	Estimate	S.E	C.V
All	7433800	128285	1.73	7104645	191723	2.70	2034280	74600	3.67
Cereals	6061826	119205	1.97	6366788	178149	2.80	1765121	68804	3.9
Teff	2147586	72327	3.37	2195958	97377	4.43	664982	37612	5.66
Barley	562219	30203	5.37	444654	26621	5.99	236830	21397	9.03
Wheat	1251131	59225	4.73	1622952	85787	5.29	406812	36585	8.99
Maize	1378711	50309	3.65	1663432	85874	5.16	221796	18991	8.56
Sorghum	415637	25883	6.23	203653	19564	9.61	65353	6047	9.25
Finger millet	270424	21383	7.91	209159	19201	9.18	157058	16520	10.52
Oats / 'Aja'	18980	4245	22.36	12163	2569	21.12	11635	3252	27.95
Rice	15607	5937	38.04	14124	5447	38.57	476	275	57.91
Masho	1531	489	31.92	694	237	34.2	178	176	98.84
Pulses	422884	16970	4.01	253212	14323	5.66	170160	11368	6.68
Horse / Faba beans	189444	9954	5.25	104009	7790	7.49	75496	6118	8.1
Field Peas	79493	7169	9.02	47057	4709	10.01	43070	6065	14.08
Haricot beans white	34463	5377	15.6	22476	4192	18.65	10961	3662	33.41
Haricot beans red	71291	7403	10.38	53326	7761	14.55	26970	4272	15.84
Chick peas	13880	1882	13.56	6477	1752	27.05	2240	828	36.95
Lentils	15914	2438	15.32	9631	2059	21.38	5322	1264	23.75
Vetch / Grass peas	4694	860	18.32	922	284	30.81	630	240	38.07
Soya beans	4013	999	24.88	2734	878	32.13	2173	683	31.42
Fenugreek	7987	1463	18.32	4397	809	18.4	2451	1274	51.99
Gibto	1706	455	26.65	2183	653	29.93	847	306	36.12
Oilseeds	126776	12005	9.47	101940	11673	11.45	33294	5427	16.3
Neug	11873	1990	16.76	3446	956	27.74	4003	1196	29.88
Linseed	10777	1337	12.41	6221	1412	22.7	3676	850	23.14
Groundnuts	21437	6309	29.43	14959	5448	36.42	3236	1025	31.66
Safflower	3588	697	19.42	4660	1307	28.05	473	202	42.77
Sesame	46056	9197	19.97	21894	6156	28.12	17466	4927	28.21
Rapeseed	33044	3486	10.55	50761	7704	15.18	4440	1308	29.46
Vegetables	109543	8767	8	134211	19921	14.84	11493	2135	18.58
Lettuce	150	69	46.07	158	118	74.63	2	2	99.99
Head cabbage	2967	616	20.76	2568	850	33.09	886	499	56.31
Ethiopian cabbage	25984	1383	5.32	3074	613	19.96	1444	399	27.63
Tomatoes	4543	1293	28.45	7029	3037	43.21	487	236	48.6
Green peppers	3583	403	11.25	1683	457	27.16	392	191	48.67
Red peppers	72071	8522	11.82	119606	19644	16.42	8275	2000	24.17
Swiss chard	245	78	31.8	93	60	63.98	8	7	95.49
Root crops	131307	7606	5.79	99066	12144	12.26	27063	3969	14.67
Beetroot	1089	181	16.66	490	169	34.54	263	118	45.01
Carrot	809	227	28.02	408	155	38.12	166	118	71.35
Onion	17555	3962	22.57	28322	8676	30.63	4434	2157	48.64
Potatoes	54914	5684	10.35	53476	7617	14.24	19200	3188	16.61
Yam	1518	335	22.04	74	61	83.29	49	42	86.72
Garlic	11051	1059	9.58	8361	2420	28.94	1071	233	21.77
Taro 'Godere'	21896	1637	7.48	1345	407	30.23	153	83	54.54
Sweet potatoes	22475	1891	8.41	6591	1245	18.89	1728	398	23.05
Other Temporary	49440	3482	7.04	25090	3304	13.17	2851	620	21.76
Permanent crops	24758	1697	6.85	4669	809	17.32	1249	276	22.1
Avocado	5058	523	10.33	519	179	34.5	266	164	61.89
Bananas	13392	1201	8.97	1975	336	17.03	657	151	22.97
Guava	814	257	31.53	634	506	79.8	26	16	63.06
Lemons	368	76	20.76	82	49	59.75	4	3	64.73
Mangoes	2726	290	10.66	1015	316	31.1	178	92	51.75
Oranges	1390	216	15.56	233	144	61.99	33	28	87.2
Papayas	971	115	11.81	205	76	36.79	72	32	43.67
Pineapples	41	19	47.86	7	7	100.03	13	13	100.03
Stimulant Crops	229138	13042	5.69	108303	10515	9.71	20414	2403	11.77
Chat	116880	9598	8.21	84555	9507	11.24	14013	1856	13.25
Coffee	99698	8218	8.24	16822	2754	16.37	6079	1093	17.98
Hops / 'Gesho'	12560	1289	10.26	6927	2766	39.93	322	109	33.83
Enset	263805	11813	4.48	3554	1017	28.62	2303	838	36.4
Sugar cane	11402	4101	35.96	7004	5911	84.4	243	75	30.69
Other permanent	2921	335	11.46	808	363	44.96	90	37	40.75

APPENDIX II (cont'd)

Crop	DAP			UREA					
	Quantity (qt)			Area (ha)			Quantity (qt)		
	Estimate	S.E	C.V	Estimate	S.E	C.V	Estimate	S.E	C.V
All	1555730	60332	3.88	373713	24190	6.47	226836	17036	7.51
Cereals	1346137	55260	4.11	303241	19703	6.5	176695	12655	7.16
Teff	451541	28375	6.28	119712	10469	8.75	65627	6866	10.46
Barley	196939	18505	9.4	18811	2473	13.14	11965	1545	12.91
Wheat	362645	31147	8.59	30999	4251	13.71	21017	3139	14.94
Maize	171838	14203	8.27	50980	4998	9.8	35067	3972	11.33
Sorghum	39365	3787	9.62	58024	9418	16.23	30242	5704	18.86
Finger millet	116094	13339	11.49	14591	2488	17.05	6536	1177	18.01
Oats / 'Aja'	7442	1989	26.73	1008	466	46.17	664	320	48.14
Rice	216	108	50.18	9057	4512	49.82	5519	3330	60.34
Masho	57	55	97.09	59	57	96.31	57	57	98.48
Pulses	126668	9107	7.19	12036	1393	11.58	7538	946	12.55
Horse / Faba beans	59087	5429	9.19	3395	531	15.64	2102	373	17.76
Field Peas	29732	3730	12.54	1110	436	39.26	634	286	45.05
Haricot beans white	7407	2361	31.88	2030	645	31.78	1185	352	29.73
Haricot beans red	22482	4306	19.15	2700	724	26.8	2090	624	29.84
Chick peas	1724	932	54.08	463	185	39.95	176	60	33.99
Lentils	2732	625	22.88	1341	529	39.44	740	287	38.75
Vetch / Grass peas	331	141	42.63	101	97	95.93	87	83	95.28
Soya beans	1359	441	32.44	301	152	50.61	115	62	54.19
Fenugreek	925	363	39.2	484	112	23.08	297	80	26.84
Gibto	888	297	33.41	111	79	71.63	111	79	71.63
Oilseeds	18218	2759	15.14	16726	4259	25.46	9468	2565	27.09
Neug	745	203	27.27	702	303	43.09	269	113	42.12
Linseed	1747	409	23.38	233	62	26.84	150	43	28.5
Groundnuts	2880	1076	37.36	8403	3175	37.79	5529	2397	43.35
Safflower	695	303	43.56	721	304	42.18	601	242	40.17
Sesame	6737	1615	23.98	6106	2779	45.5	2421	828	34.18
Rapeseed	5414	1819	33.61	560	152	27.11	498	134	26.94
Vegetables	11533	2340	20.29	8938	2050	22.94	5980	1375	22.99
Lettuce	3	3	99.99	13	7	51.47	12	6	50.75
Head cabbage	1187	732	61.68	155	52	33.62	133	44	33.46
Ethiopian cabbage	1246	333	26.77	249	98	39.62	219	96	43.94
Tomatoes	375	165	44.04	146	55	37.49	90	33	36.49
Green peppers	412	214	51.94	167	46	27.34	157	43	27.14
Red peppers	8303	2183	26.29	8199	2039	24.87	5359	1366	25.5
Swiss chard	7	6	92.52	10	7	64.24	10	7	64.24
Root crops	27841	3942	14.16	6128	923	15.06	4585	711	15.5
Beetroot	164	72	43.73	29	14	50.06	29	14	50.36
Carrot	68	42	62.2	21	13	59.24	14	8	56.38
Onion	4728	1991	42.1	1592	459	28.81	1186	367	30.92
Potatoes	19956	3282	16.45	1709	614	35.94	1289	486	37.7
Yam	71	61	86.39	1	1	99.72	-	-	-
Garlic	1048	209	19.91	548	103	18.72	497	91	18.24
Taro 'Godere'	130	71	54.72	812	260	32.07	696	221	31.72
Sweet potatoes	1675	506	30.21	1415	380	26.87	874	222	25.41
Other Temporary	2634	469	17.79	3354	831	24.79	2837	763	26.89
Permanent crops	1363	293	21.48						
Avocado	270	141	52.42						
Bananas	743	158	21.3						
Guava	39	25	63.06						
Lemons	3	2	79.92						
Mangoes	197	118	59.69						
Oranges	49	43	87.25						
Papayas	56	24	42.95						
Pineapples	7	7	100.03						
Stimulant Crops	19195	2252	11.73						
Chat	13654	1847	13.53						
Coffee	5323	927	17.42						
Hops / 'Gesho'	218	65	29.83						
Enset	1797	793	44.12						
Sugar cane	258	94	36.33						
Other permanent	87	36	40.93						

APPENDIX II (cont'd)

Crop	UREA+DAP						INDIGENOUS SEED		
	Area (ha)			Quantity (qt)			Area (ha)		
	Estimate	S.E	C.V	Estimate	S.E	C.V	Estimate	S.E	C.V
All	3398326	98777	2.91	5322080	181045	3.4	13019791	171605	1.32
Cereals	3160089	94644	2.99	4843956	169621	3.5	8847513	134244	1.52
Teff	1287725	59544	4.62	1678790	93926	5.59	2919931	82454	2.82
Barley	175617	12690	7.23	235750	15924	6.75	1011121	45478	4.5
Wheat	740020	40966	5.54	1239290	76958	6.21	1514728	62641	4.14
Maize	741342	40313	5.44	1456527	84062	5.77	1195665	36740	3.07
Sorghum	122609	13477	10.99	134045	15910	11.87	1673351	71108	4.25
Finger millet	81944	9912	12.1	86529	11644	13.46	452904	25969	5.73
Oats / 'Aja'	4309	1362	31.62	4056	1122	27.65	35583	5468	15.37
Rice	5861	1880	32.08	8389	2656	31.66	33665	10855	32.25
Masho	661	376	56.86	580	226	38.98	10565	2366	22.39
Pulses	70386	4987	7.08	119006	9634	8.1	1733307	49917	2.88
Horse / Faba beans	22836	2125	9.3	42820	5144	12.01	536358	19774	3.69
Field Peas	13405	1668	12.44	16691	2068	12.39	274822	13706	4.99
Haricot beans white	6410	1244	19.4	13884	2962	21.33	132410	13084	9.88
Haricot beans red	14532	2884	19.84	28753	5248	18.25	191166	15057	7.88
Chick peas	4042	1183	29.27	4577	1464	31.98	228196	18757	8.22
Lentils	5260	1393	26.48	6159	1767	28.68	125433	12966	10.34
Vetch / Grass peas	372	170	45.87	504	234	46.52	169222	16514	9.76
Soya beans	714	400	56.07	1260	739	58.63	29113	6586	22.62
Fenugreek	2319	422	18.22	3174	638	20.11	24234	3617	14.92
Gibto	498	182	36.52	1184	446	37.65	22353	5258	23.52
Oilseeds	39554	4867	12.31	74255	9433	12.7	814879	57685	7.08
Neug	1917	579	30.2	2432	849	34.91	285251	27700	9.71
Linseed	2630	693	26.35	4324	1334	30.85	95540	8287	8.67
Groundnuts	6476	2247	34.69	6551	2489	37.99	79834	11871	14.87
Safflower	1413	449	31.78	3364	1168	34.72	11502	1820	15.82
Sesame	12447	3451	27.73	12736	4688	36.81	298948	49585	16.59
Rapeseed	14671	2285	15.57	44849	7304	16.29	43804	3927	8.97
Vegetables	49094	7642	15.57	116698	19488	16.7	157400	13125	8.34
Lettuce	42	35	81.96	144	118	81.96	228	79	34.44
Head cabbage	686	257	37.52	1249	394	31.53	3408	531	15.59
Ethiopian cabbage	586	174	29.67	1609	467	29	34318	1598	4.66
Tomatoes	2799	1170	41.82	6564	2979	45.39	6361	1406	22.1
Green peppers	578	211	36.53	1114	381	34.23	5900	541	9.18
Red peppers	44343	7536	17	105943	19227	18.15	106892	12930	12.1
Swiss chard	60	43	71.4	76	59	77.79	292	80	27.38
Root crops	32017	4348	13.58	66641	10616	15.93	207435	9519	4.59
Beetroot	125	65	52.28	297	140	47.15	1499	242	16.17
Carrot	170	64	37.59	326	149	45.81	1231	283	22.98
Onion	8952	2689	30.04	22408	8012	35.76	23891	4769	19.96
Potatoes	18157	3187	17.55	32232	6037	18.73	66077	6357	9.62
Yam	1	1	100.26	3	3	100.26	3076	694	22.55
Garlic	2560	755	29.49	6816	2375	34.85	16296	1227	7.53
Taro 'Godere'	199	79	39.49	519	224	43.06	42527	2417	5.68
Sweet potatoes	1854	408	22.01	4042	941	23.28	52837	4180	7.91
Other Temporary	8660	1754	20.25	19618	2900	14.78	105608	7264	6.88
Permanent crops							65646	5375	8.19
Avocado							9575	793	8.28
Bananas							38780	4808	12.4
Guava							1804	317	17.56
Lemons							881	134	15.16
Mangoes							9475	822	8.67
Oranges							2703	332	12.29
Papayas							2110	243	11.51
Pineapples							317	171	53.91
Stimulant Crops							705088	33121	4.7
Chat							202287	12275	6.07
Coffee							479853	29977	6.25
Hops / 'Gesho'							22948	1967	8.57
Enset							340288	15310	4.5
Sugar cane							28039	4470	15.94
Other permanent							14588	1463	10.03

APENDIX II (cont'd)

Crop	INDIGENOUS SEED			IMPROVED SEED					
	Quantity (qt)			Area (ha)			Quantity (qt)		
	Estimate	S.E	C.V	Estimate	S.E	C.V	Estimate	S.E	C.V
All	9449197	214805	2.27	1037361	46877	4.52	414878	20951	5.05
Cereals	7495154	184889	2.47	994114	46122	4.64	407808	20824	5.11
Teff	1401052	42210	3.01	94500	8875	9.39	31225	2984	9.56
Barley	1829767	96161	5.26	6385	1512	23.67	10794	2701	25.02
Wheat	2994833	145071	4.84	90280	8022	8.89	163372	15254	9.34
Maize	512560	17733	3.46	798029	43026	5.39	201291	10766	5.35
Sorghum	454371	21316	4.69	2977	1083	36.38	580	185	31.88
Finger millet	204705	14152	6.91	1653	593	35.87	316	102	32.39
Oats / 'Aja'	51873	7650	14.75	19	14	73.48	4	4	87.41
Rice	45993	17792	38.68	155	153	98.88	226	223	98.83
Masho	-	-	-	115	68	58.82	-	-	-
Pulses	1734505	61718	3.56	8060	1339	16.61	6902	1388	20.11
Horse / Faba beans	739375	33847	4.58	1534	500	32.58	2210	826	37.39
Field Peas	303180	17299	5.71	376	128	34.2	688	348	50.63
Haricot beans white	105795	12167	11.5	925	400	43.27	1001	444	44.36
Haricot beans red	-	-	-	1767	672	38.04	-	-	-
Chick peas	250713	24985	9.97	1452	617	42.51	1963	886	45.14
Lentils	101360	11270	11.12	349	294	84.05	154	114	73.88
Vetch / Grass peas	187584	18740	9.99	143	143	99.96	274	274	99.96
Soya beans	20001	4279	21.4	1405	637	45.38	585	224	38.24
Fenugreek	15953	2881	18.06	107	106	99.49	23	23	99.74
Gibto	10544	2574	24.41	2	2	100.06	3	3	100.06
Oilseeds	219538	14193	6.47	970	454	46.79	168	89	52.69
Neug	46240	4108	8.88	11	11	101.51	1	1	101.51
Linseed	57247	7291	12.74	6	5	93.33	-	-	97.06
Groundnuts	55987	8594	15.35	113	78	68.84	103	72	69.94
Safflower	2032	335	16.5	4	3	76.53	2	2	96.51
Sesame	41521	7164	17.26	699	434	62.04	56	36	64.49
Rapeseed	16510	3750	22.72	137	59	43.03	7	7	94.07
Vegetables	-	-	-	3234	1603	49.58	-	-	-
Lettuce	-	-	-	12	7	62.81	-	-	-
Head cabbage	-	-	-	549	219	39.93	-	-	-
Ethiopian cabbage	-	-	-	138	91	65.92	-	-	-
Tomatoes	-	-	-	893	473	52.95	-	-	-
Green peppers	-	-	-	20	12	61.21	-	-	-
Red peppers	-	-	-	1608	1512	94.03	-	-	-
Swiss chard	-	-	-	15	8	52.53	-	-	-
Root crops	-	-	-	1713	436	25.46	-	-	-
Beetroot	-	-	-	144	59	40.62	-	-	-
Carrot	-	-	-	371	279	75.16	-	-	-
Onion	-	-	-	483	172	35.56	-	-	-
Potatoes	-	-	-	557	240	43.16	-	-	-
Yam	-	-	-	-	-	-	-	-	-
Garlic	-	-	-	75	38	50.29	-	-	-
Taro 'Godere'	-	-	-	30	14	46.09	-	-	-
Sweet potatoes	-	-	-	53	25	48.5	-	-	-
Other Temporary	-	-	-	329	159	48.2	-	-	-
Permanent crops	-	-	-	-	-	-	-	-	-
Avocado	-	-	-	-	-	-	-	-	-
Bananas	-	-	-	-	-	-	-	-	-
Guava	-	-	-	-	-	-	-	-	-
Lemons	-	-	-	-	-	-	-	-	-
Mangoes	-	-	-	-	-	-	-	-	-
Oranges	-	-	-	-	-	-	-	-	-
Papayas	-	-	-	-	-	-	-	-	-
Pineapples	-	-	-	-	-	-	-	-	-
Stimulant Crops	-	-	-	26823	5130	19.12	-	-	-
Chat	-	-	-	-	-	-	-	-	-
Coffee	-	-	-	26119	5102	19.54	-	-	-
Hops / 'Gesho'	-	-	-	-	-	-	-	-	-
Enset	-	-	-	-	-	-	-	-	-
Sugar cane	-	-	-	-	-	-	-	-	-
Other permanent	-	-	-	-	-	-	-	-	-

APPENDIX II (cont'd)

Crop	PESTICIDE			IRRIGATION			EXTENSION PACKAGE		
	Area (ha)			Area (ha)			Area (ha)		
	Estimate	S.E	C.V	Estimate	S.E	C.V	Estimate	S.E	C.V
All	2762463	100329	3.63	166384	19030	11.44	3933214	117193	2.98
Cereals	2573802	94455	3.67	67019	9677	14.44	3487941	104332	2.99
Teff	1192319	61219	5.13	12115	2175	17.95	1099419	52548	4.78
Barley	234184	21543	9.2	3741	807	21.57	221750	17404	7.85
Wheat	757864	48882	6.45	5917	1049	17.73	685994	45973	6.7
Maize	112874	18595	16.47	27587	4471	16.21	1039726	50862	4.89
Sorghum	153980	15552	10.1	16163	6784	41.97	214452	20621	9.62
Finger millet	100767	11963	11.87	856	319	37.22	199395	19383	9.72
Oats / 'Aja'	15751	3282	20.84	284	185	65.11	13709	4401	32.1
Rice	3861	1437	37.23	333	250	74.9	12233	5453	44.57
Masho	2204	899	40.8	22	18	80.47	1262	525	41.58
Pulses	113255	16925	14.94	5396	830	15.38	186084	11656	6.26
Horse / Faba beans	23377	4348	18.6	964	264	27.35	80283	6204	7.73
Field Peas	16663	4042	24.26	193	90	46.48	23479	2719	11.58
Haricot beans white	977	331	33.83	703	192	27.25	11750	2411	20.52
Haricot beans red	5287	3695	69.88	1221	419	34.3	36769	6049	16.45
Chick peas	29598	7828	26.45	1292	458	35.44	10668	2402	22.51
Lentils	22585	7562	33.48	128	68	53.13	9408	3444	36.6
Vetch / Grass peas	13434	5115	38.07	385	182	47.32	3932	878	22.32
Soya beans	396	227	57.4	195	195	100.02	3572	1202	33.64
Fenugreek	751	283	37.71	313	114	36.31	3988	1050	26.32
Gibto	188	184	97.93	1	1	99.75	2235	612	27.37
Oilseeds	22624	10373	45.85	2161	813	37.62	107458	27965	26.02
Neug	1146	645	56.32	71	48	68.28	9417	3585	38.07
Linseed	6164	1490	24.18	248	105	42.2	6017	1364	22.66
Groundnuts	771	451	58.47	246	90	36.39	10829	3812	35.2
Safflower	241	131	54.39	131	84	64.16	2276	620	27.24
Sesame	13378	10217	76.37	1361	781	57.42	57592	27236	47.29
Rapeseed	924	460	49.76	104	60	57.47	21327	2950	13.83
Vegetables	6688	1596	23.86	6382	1365	21.39	36790	8015	21.79
Lettuce	1	1	99.89	98	58	59.04	27	11	42.56
Head cabbage	387	168	43.46	341	117	34.25	1287	548	42.6
Ethiopian cabbage	944	378	40	401	164	40.74	1334	329	24.64
Tomatoes	2128	903	42.43	2769	1098	39.64	1987	850	42.8
Green peppers	127	51	39.9	767	283	36.93	696	225	32.35
Red peppers	3101	1226	39.53	1989	543	27.3	31441	7941	25.26
Swiss chard	-	-	-	16	5	31.44	18	8	42.61
Root crops	26476	4834	18.26	17614	3447	19.57	40991	5620	13.71
Beetroot	42	24	56.03	88	31	35.13	282	118	41.74
Carrot	152	96	63.5	454	183	40.29	252	130	51.52
Onion	9999	3588	35.88	6969	2750	39.46	9157	3527	38.52
Potatoes	15095	3096	20.51	4326	1137	26.29	24825	4137	16.66
Yam	-	-	-	2	1	76.69	5	5	90.7
Garlic	1029	266	25.83	1217	261	21.45	2386	334	14.02
Taro 'Godere'	23	11	49.79	62	34	55.11	1082	343	31.68
Sweet potatoes	138	63	45.94	4497	1580	35.13	3001	557	18.58
Other Temporary	2999	1124	37.47	1704	419	24.56	11613	1534	13.21
Permanent crops	133	35	26.11	10532	3233	30.7	2114	281	13.29
Avocado	3	2	57.54	565	272	48.24	339	167	49.14
Bananas	31	13	42.24	7312	3071	42	543	87	16.05
Guava	4	4	93.46	460	106	22.92	241	80	33.02
Lemons	1	1	73.73	245	113	46.37	56	19	33.41
Mangoes	42	20	47.54	994	262	26.31	505	101	20.04
Oranges	49	23	46.09	433	94	21.6	235	66	28.13
Papayas	3	2	76.13	516	128	24.84	195	68	34.85
Pineapples	-	-	-	7	7	99.91	-	-	-
Stimulant Crops	15530	2750	17.71	42350	6624	15.64	54396	6170	11.34
Chat	12636	2661	21.06	29251	5290	18.09	33131	4815	14.53
Coffee	2334	594	25.43	10186	2371	23.28	17062	3151	18.47
Hops / 'Gesho'	559	195	34.85	2912	386	13.27	4203	979	23.29
Enset	517	160	30.86	3396	1425	41.95	-	-	-
Sugar cane	209	159	75.96	8827	4286	48.56	1653	849	51.38
Other permanent	229	165	72.08	1004	342	34.1	1710	720	42.13

APPENDIX III

NUMBER OF EAs SAMPLED AND COVERED
NUMBER OF HOUSEHOLDS SAMPLED AND COVERED
NUMBER OF PARCELS AND FIELDS MEASURED

Appendix III(a). Number of Planned and Actually Covered Sampling Units (EAs & Households) of the 2013/14 (2006 E.C) Annual Agricultural Sample Survey (Meher Season).

Region	Stratum	Enumeration Areas		Households	
	Zone/Sp.wereda	Planned	Covered	Planned	Covered
Tigray	North Western Tigray	31	31	620	620
	Central Tigray	39	39	780	780
	Eastern Tigray	29	29	580	580
	Southern Tigray	38	38	760	760
	Western Tigray	35	35	700	700
	Region Total	172	172	3440	3440
	Afar	Zone One	29	28	580
Zone Three		21	20	420	400
Region Total		50	48	1000	960
Amhara	North Gonder	49	49	980	980
	South Gonder	45	43	900	860
	North Wello	46	45	920	900
	South Wello	49	49	980	980
	North Shewa	47	46	940	920
	East Gojam	47	47	940	940
	West Gojam	46	46	920	920
	Wag Hemira	29	29	580	580
	Awi	32	32	640	640
	Oromia	28	28	560	560
	Argoba special wereda	20	20	400	400
	Region Total	438	434	8760	8680
Oromia	West Wellega	43	43	860	860
	East Wellega	41	41	820	820
	Illubabor	48	48	960	960
	Jimma	47	47	940	940
	West Shewa	44	44	880	880
	North Shewa	39	39	780	780

Appendix III(a)...(Cont'd)

Region	Stratum	Enumeration Areas		Households	
	Zone/Sp.wereda	Planned	Covered	Planned	Covered
Oromia	East Shewa	40	39	800	780
	Arsi	53	52	1060	1040
	West Harerghe	41	41	820	820
	East Harerghe	48	48	960	960
	Bale	43	43	860	860
	Borena	37	37	740	740
	South West Shewa	38	38	760	760
	Guji	38	38	760	760
	Kelem Wellega	36	36	720	720
	Horoguduru Wellega	36	36	720	720
	West Arsi	39	39	780	780
	Region Total	711	709	14220	14180
	Somali	Shinile	20	20	400
Jijiga		28	28	560	560
Liben		25	22	500	440
Region Total		73	70	1460	1400
Benishangul-Gumuz	Metekel	31	31	620	620
	Asosa	26	26	520	520
	Kemashi	20	20	400	400
	Mao Komo special wereda	20	20	400	400
	Region Total	97	97	1940	1940
SNNP	Guraghe	40	39	800	780
	Hadiya	33	33	660	660
	Kembata Tambaro	33	33	660	660
	Sidama	45	45	900	900
	Gedeo	34	33	680	660
	Wolayita	39	39	780	780

APPENDIX III (a)...(Cont'd)

Region	Stratum	Enumeration Areas		Households	
	Zone/Sp.wereda	Planned	Covered	Planned	Covered
SNNP	South Omo	36	34	720	680
	Shaka	24	24	480	480
	Keffa	37	37	740	740
	Gamo Gofa	42	42	840	840
	Bench Maji	36	36	720	720
	Yem Specia Wereda	20	20	400	400
	Segen Peoples	32	32	640	640
	Dawro	20	20	400	400
	Basketo Special Wereda.	20	20	400	400
	Konta Special Wereda.	30	30	600	600
	Siltie	20	20	400	400
	Alaba Special Wereda.	40	40	800	800
	Region Total		581	577	11620
Gambela	Agnuak	21	21	420	420
	Nuer	19	19	380	380
	Mejenger	20	20	400	400
	Itang	10	10	200	200
	Region Total		70	70	1400
Harari	Harari	24	24	480	480
Dire Dawa	Dire Dawa	24	24	480	480
Country Total		2240	2225	44800	44500

Appendix III (b) Number of Parcels and Fields measured by Region and Zone

Region	Zone	Parcels	Fields
Tigray	North West Tigray	1,967	5,037
	Central Tigray	2,547	7,596
	Eastern Tigray	1,627	5,666
	Southern Tigray	3,198	5,691
	Western Tigray	1,790	4,092
Regional Total		11,129	28,082
Afar	zone one	1,344	1,993
	Zone Three	675	736
Regional Total		2,019	2,729
Amahara	North Gondor	4,354	8,432
	South Gondor	4,459	9,232
	North Wello	4,426	10,467
	South Wello	5,903	11,460
	North Shoa	5,118	12,792
	East Gojam	4,205	9,417
	West Gojam	4,390	9,609
	Waghmra	2,365	4,441
	Awi	2,842	6,934
	Oromia	1,508	3,562
	Argoba Special	1,572	3,067
Regional Total		41,142	89,413
Oromia	West Wellega	5,411	14,327
	East Wellega	3,710	11,211
	Iluababora	3,795	12,077
	Jimma	3,470	14,688
	West Shoa	4,125	10,938
	Noth Shoa	4,775	9,335
	East Shoa	3,418	6,880
	Arsi	4,251	10,767
	West harerge	2,275	7,780
	East Harerge	3,352	8,811
	Bale	2,954	7,030
	Borena	1,400	4,208
	South West Shoa	3,311	10,950
	Gugi	1,474	5,042
	West Arsi	2,075	6,995
	Kelem Welega	4,419	11,044
horogudru welega	3,455	9,767	
Regional Total		57,670	161,850

Appendix III (b) (cont'd) Parcels and Fields measured by Region and Zone

Region	Zone	Parcels	Fields	
Somali	Shinle	557	1,146	
	Jijiga	1,164	2,177	
	Liben	685	1,362	
Regional Total		2,406	4,685	
Benshangul Gumuz	Metekel	1,352	3,053	
	Assosa	1,684	4,007	
	Kamashi	1,231	2,790	
	Mao-Komo	1,476	4,770	
Regional Total		6,185	15,563	
SNNP	Guragie	1,513	10,509	
	Hadiya	1,345	10,555	
	Kenbata Tenbaro	1,242	10,482	
	Sidama	1,594	7,620	
	Gedeo	1,675	4,216	
	Wolayita	1,431	13,420	
	South Omo	1,595	5,101	
	Sheka	1,340	5,989	
	Kaffa	1,799	11,690	
	Gamo-Goffa	2,546	10,684	
	Bench-Magi	1,990	9,751	
	Yem Special	1,626	8,392	
	Dawro	946	7,435	
	Basketo	913	5,877	
	Konta	557	4,858	
	Silte	1,291	7,511	
	Alaba Special	929	4,674	
	Segen	2,305	6,625	
	Regional Total		26,637	145,389
	Gambella	Agnwak	1,078	3,109
Nuwer		1,249	1,977	
Mezengr		1,503	5,534	
Itang Special		797	1,143	
Regional Total		4,627	11,763	
Harari Region	Harari	1,794	3,574	
Dire Dawa Administration	Dire Dawa	1,488	3,071	

APPENDIX IV

SURVEY QUESTIONNAIRE

CENTRAL STATISTICAL AUTHORITY
ETHIOPIAN AGRICULTURAL SAMPLE SURVEY 2010/2011 (2006 EC)

PART I – IDENTIFICATION PARTICULARS

1	2	3	4	5	6	7	8	9	10	11	12	13	14
Region	Zone	Wereda	PA/ REST.AR	EA LOCAL	HH ID	HH HEAD SEX 1=M 2=F	HOLDER ID	HOLDER'S		SEX M=1 F=2	HIGHEST GRADE COMPLETED	HOLDER'S HH SIZE	FARMING TYPE CROP=1 LIVEST=2 BOTH=3
					NAME	AGE							

PART II – CROP FIELD / OTHER LAND USE

15	16						17									
SER. NO.	QUESTIONS FOR THE HOLDER	PARCEL NO.		FIELD NO.				IS THE FIELD		PURE STAND =1		MIXED CROP =2		OTHER LAND USE=3		
		CROP/OTHER NAME	CROP NAME	CROP NAME	CODE	CODE	CODE	CODE	CODE	CODE	CODE	CODE	CODE	CODE		
0 1	Ownership Own =1 Rented in =2 Other =3															
0 2	Is field under Extension Program? Yes =1 No = 2															
0 3	Is Field Irrigated? Yes =1 No =2															
0 4	If Field Irrigated source of water River =1 Lake =2 Pond =3 Harvested water =4 other =5															
0 5	Is Field Prevented form Erosion Yes = 1 No =2															
0 6	If yes in #5, common way of prevention Terracing = 1 Other =5 Water catchments =2 Afforestation = 3 Plough along the cont. = 4															
0 7	Percent share of mixed crops															
0 8	Number of Fruit Trees (excluding chat, pineapple, sugarcane)															
0 9	Number of Fruit Bearing Trees (excluding , chat, pineapple, sugarcane)															
1 0	Percentage share of Fruit Bearing Trees (excluding , chat, pineapple, sugarcane)															
1 1	Seed / Seedling Type Improved Seed = 1 indigenous seed = 2															
1 2	For Cereals, Pulses & Oilseeds only Quantity of improved seeds used	Kilo	Gram	Kilo	Gram	Kilo	Gram	Kilo	Gram	Kilo	Gram	Kilo	Gram			
1 3	For Cereals, Pulses & Oilseeds only Price of improved seeds used	Birr	Cents	Birr	Cents	Birr	Cents	Birr	Cents	Birr	Cents	Birr	Cents			
1 4	For Cereals, Pulses & Oilseeds only Quantity of indigenous seeds used	Kilo	Gram	Kilo	Gram	Kilo	Gram	Kilo	Gram	Kilo	Gram	Kilo	Gram			
1 5	Was crop damaged? Yes = 1 No =2															
1 6	If yes in question number 14, Cause of damage Code															
1 7	Percent of damaged crop															
1 8	Prevention/precaution measure taken? Yes =1 No =2															
1 9	Type of measure if any? Chemical = 1 Non - chemical = 2 Both = 3 Chemical type used if any Pesticide =1 herbicide =2 Fungicide =3 1 & 2 = 4 1 & 3 = 5 2 & 3 = 6 All = 7															
2 0	Is Fertilizer Used? Yes =1 No = 2															
2 2	Type of fertilizer used if any? Natural = 1 Chemical = 2 Both = 3 If chemical fertilizer used 23.1 Type UREA = 1 DAP = 2 Both = 3															
2 3	23.2 Quantity of chemical fertilizer used	Kilo		Gram												
2 4	If natural fertilizer used, type Manure = 1 Compost = 2 Organic = 3 1 & 2 = 4 1 & 3 = 5 2 & 3 = 6 All = 7 others = 8															
2 5	How often is temporary crop field used in Meher (main) season? If twice in #24 which crop is the 2 nd harvest?															
2 6		Crop name	code	Crop name	code	Crop name	code									
2 7	What was the previous state of the field? Fallow =1 crop field =2 Virgin =3 Rented in cropfield =4 other =5															

PART 3A: RESULTS OF AREA MEASUREMENTS using GPS

18	19	20	21	22	23	24	25
GPS Accuracy during field measurement	Is the field measured? yes =1 No =2 →						
	Area of measured field		Is the field Flat =1 Partially Sloppy = 2 Sloppy = 3	Code	If the field covered? None = 1 With plant / permanent crop = 2 With house = 3 Partially covered = 4 Others = 5	Code	Comments
	Area in square meters (Clockwise)	Area in square meters (Anti-Clockwise)					
<i>Field measurement</i>			<i>Date</i>		<i>Month</i>		

PART 3B – RESULTS OF AREA MEASUREMENTS USING COMPASS-ROPE

18	19	20	21	22	23	24	25	26
Is the field measured? Yes =1 No = 2 Code →								
Side	1 - 2	2 - 3	3 -	4 -	5 -	6 -	7 -	8 -
Bearing (0)								
Length								
Side	9 -	10 -	11 -	12 -	13 -	14 -	15 -	16 -
Bearing(0)								
Length								
Side	17 -	18 -	19 -	20 -	21 -	22 -	23 -	24 -
Bearing (0)								
Length								
Side	25 -	26 -	27 -	28 -	29 -	30 -	31 -	32 -
Bearing (0)								
Length								
Field Measurement	date	month	Closure error			Area in square meters		
For fields selected	Selected comer number		Shortest side length		Random number			
For crop cutting	Shortest side Bearing		Longest side length		Random number			

	Name	Signature	Date
Data collector			
Field Supervisor			

CENTRAL STATISTICAL AUTHORITY
ETHIOPIAN AGRICULTURAL SAMPLE SURVEY 2013/14 (2006 E.C)

PART I – IDENTIFICATION PARTICULARS

1	2	3	4	5	6	7	8	9	10	11	12	13	14
Region	Zone	Wereda	PA / REST AR	EA LOCAL	HH ID	HH HEAD SEX 1=M 2=F	HOLDER ID	HOLDER'S		SEX M=1 F=2	HIGHEST GRADE COMPLETED	HOLDER'S HH SIZE	FARMING TYPE CROP=1 LIVEST=2 BOTH=3
								NAME	AGE				

PART II – MISCELLANEOUS QUESTIONS FOR THE HOLDER

15	16	17
SER.NO.	QUESTIONS	CODE
1	Do you exercise crop rotation on your land holding? Yes = 1 No = 2	
2	Reason for not using chemical fertilizers on any one of your crop fields Ignorance = 1 High price = 2 Lack of Money = 3 Non – availability of supply = 4 lack of credit service = 5 Skeptical of the outcome = 6 Others (specify) = 7	
3	Reason for not participating in Extension Program Ignorance = 1 Lack of Money = 2 Skeptical of the outcome = 3 Non – availability of the program = 4 Lack of adequate crop fields = 5 Others (specify) = 6	
4	Do you get credit services? Yes = 1 No = 2	
5	If no in # 4 Why? Non availability of the service = 1 Unable to pay the loan = 2 Inadequate services provided = 3 Ignorance = 4 Does not yield any results = 5 Others = 6	
6	Do you get advisory services? Yes = 1 No = 2	
7	If no in # 6 Why? Non availability of the service = 1 Inadequate services provided = 2 Inadequate services provided = 2 Ignorance = 3 Does not yield any results = 4 Others = 5	
8	Your major supplier of fertilizer is Government organizations = 1 Private organizations = 2 Merchants = 3 Others (Specify) = 4 Never used fertilizer = 5	
9	Total Chemical fertilizers (Urea+Dap) purchased for main season in 2006 E.c (it includes gifts, loans, supports)	Killo gram
9.1	Total Dap fertilizers purchased for main season in 2006 E.c (it includes gifts, loans, supports)	
9.2	Total Urea fertilizers purchased for main season in 2006 E.c (it includes gifts, loans, supports)	
10	How many oxen do you have in this Meher season?	
11	If you have one or no ox how do you plough? By renting ox = 1 By pairing mine with someone's ox = 2 By pairing mine with cow/ horse = 3 Using horses or cows = 4 Hand digging = 5 Using borrowed oxen = 6 others = 7	
12	Total number of fields recorded for the holder	
13	Total number of crop fields recorded for the holder	
14	Has the holder ploughed additional fields over that of the previous year? Yes = 1 No = 2	
15	If yes in question # 13, what was the previous state of the additional fields? Holder's virgin land = 1 Public/ Community virgin land = 2 Borrowed fallow land = 3 Other = 4	

