

274

THE FEDERAL DEMOCRATIC REPUBLIC OF

ETHIOPIA

CENTRAL STATISTICAL

AUTHORITY

REPORT ON

**MONTHLY AVERAGE RETAIL
PRICES OF**

GOODS AND SERVICES

in Selected Market Places

MAY 2002 — JUNE 2002
(GINBOT 1994-SENE 1994)

ADDIS ABABA,
DECEMBER 2002



24/1/17 C-5/5
C-5/5 Acc-003363
THE FEDERAL DEMOCRATIC REPUBLIC OF

ETHIOPIA

CENTRAL STATISTICAL AUTHORITY

REPORT ON MONTHLY AVERAGE RETAIL PRICES OF GOODS AND SERVICES in Selected Market Places

MAY 2002 — JUNE 2002
(GINBOT 1994-SENE 1994)

ADDIS ABABA,
DECEMBER 2002

THE FEDERAL DEMOCRATIC REPUBLIC OF ETHIOPIA

1974

MINISTRY OF TRADE AND

INDUSTRY

REPORT ON

RETAIL TRADE

IN

1974

ADDIS ABABA

1974

PREPARED AND PRINTED BY
CENTRAL STATISTICAL AUTHORITY
P.O. BOX 1143 ADDIS ABABA
Tel. 55-30-11

CONTENTS

PAGE

I. Introduction.....	(vii)
II. Objectives.....	(x)
III. Scope and Coverage.....	(x)
IV. Method of Data Collection.....	(x)
V. Definitions.....	(xii)
VI. Note.....	(xiii)

PART I

AVERAGE RETAIL PRICES OF GOODS AND SERVICES

Group 1 Market Places

Table 1 Group 1:- Average Retail Prices of Goods and Services by Region and Selected Market Places -May 2002 (Ginbot 1994).....	5-24
---	------

Table 2 Group1:- Average Retail Prices of Goods and Services by Region and Selected Market Places :- June 2002 (Sene 1994).....	25-44
---	-------

Group 2 Market Places

Table 1 Group 2:- Average Retail Prices of Goods and Services by Region and Selected Market Places.- May 2002 (Ginbot 1994).....	47-66
--	-------

Table 2 Group 2:- Average Retail Prices of Goods and Services by Region and Market Places :- June 2002 (Sene 1994).....	67-86
---	-------

Group 3 Market Places

PAGE

Table 1 Group 3:- Average Retail Prices of Goods and Services by Region and Selected Market Places:- May 2002 (Ginbot 1994)..... 89-108

Table 2 Group 3:- Average Retail Prices of Goods and Services by Region and Selected Market Places :- June 2002 (Sene 1994).....109-128

Group 4 Market Places

Table 1 Group 4:- Average Retail Prices of Goods and Services by Region and Selected Market Places :- May 2002 (Ginbot 1994).....131-150

Table 2 Group 4:- Average Retail Prices of Goods and Services by Region and Selected Market Places :- June 2002 (Sene 1994).....151-170

Group 5 Market Places

Table 1 Group 5:- Average Retail Prices of Goods and Services by Region and Selected Market Places :- May 2002 (Ginbot 1994).....173-192

Table 2 Group 5:- Average Retail Prices of Goods and Services by Region and Selected Market Places :- June 2002 (Sene 1994).....193-212

Group 6 Market Places

PAGE

Table 1 Group 6:- Average Retail Prices of Goods and Services by Region and Selected Market Places :- May 2002 (Ginbot 1994).....	215-234
Table 2 Group 6:- Average Retail Prices of Goods and Services by Region and Selected Market Places :- June 2002 (Sene 1994).....	235-254

Group 7 Market Places

Table 1 Group 7:- Average Retail Prices of Goods and Services by Region and Selected Market Places :- May 2002 (Ginbot 1994).....	257-276
Table 2 Group 7:- Average Retail Prices of Goods and Services by Region and Selected Market Places :- June 2002 (Sene 1994).....	277 -296

Group 8 Market Places

Table 1 Group 8:- Average Retail Prices of Goods and Services by Region and Selected Market Places :- May 2002 (Ginbot 1994).....	299-318
Table 2 Group 8:- Average Retail Prices of Goods and Services by Region and Selected Market Places :- June 2002 (Sene 1994).....	319-338

Group 9 Market Places

Table 1 Group 9:- Average Retail Prices of Goods and Services by Region and Selected Market Places :- May 2002 (Ginbot 1994).....	341 -360
Table 2 Group 9:- Average Retail Prices of Goods and Services by Region and Selected Market Places :- June 2002 (Sene 1994).....	361-380

Group 10 Market Places

PAGE

Table 1 Group 10:- Average Retail Prices of Goods and Services by Region and Selected Market Places :- May 2002 (Ginbot 1994).....383-402

Table 2 Group 10:- Average Retail Prices of Goods and Services by Region and Selected Market Places :- June 2002 (Sene 1994).....403-422

Group 11 Market Places

Table 1 Group 11:- Average Retail Prices of Goods and Services by Region and Selected Market Places :- May 2002 (Ginbot 1994).....425-444

Table 2 Group 11:- Average Retail Prices of Goods and Services by Region and Selected Market Places:- June 2002 (Sene 1994).....445-464

PART II

AVERAGE PRICES OF HOTEL SERVICES

PAGE

Group 1 Market Places

Table 1 Group 1 - Average Prices of Hotel Services in Selected Market Places :-	
June 2002 (Sene 1994).....	469-470

Group 2 Market Places

Table 1 Group 2 - Average Prices of Hotel Services in Selected Market Places :-	
June 2002 (Sene 1994).....	473-474

Group 3 Market Places

Table 1 Group 3 - Average Prices of Hotel Services in Selected Market Places :-	
June 2002 (Sene 1994).....	477-478

Group 4 Market Places

Table 1 Group 4 - Average Prices of Hotel Services in Selected Market Places :-	
June 2002 (Sene 1994).....	481-482

Group 5 Market Places

Table 1 Group 5 - Average Prices of Hotel Services in Selected Market Places :-	
June 2002 (Sene 1994).....	485-486

Group 6 Market Places

PAGE

Table 1 Group 6:- Average Prices of Hotel Services in Selected Market Places :-	
June 2002 (Sene 1994).....	489-490

Group 7 Market Places

Table 1 Group 7:- Average Prices of Hotel Services in Selected Market Places :-	
June 2002 (Sene 1994).....	493-494

Group 8 Market Places

Table 1 Group 8:- Average Prices of Hotel Services in Selected Market Places :-	
June 2002 (Sene 1994).....	497-498

Group 9 Market Places

Table 1 Group 9:- Average Prices of Hotel Services in Selected Market Places :-	
June 2002 (Sene 1994).....	501-502

Group 10 Market Places

Table 1 Group 10:- Average Prices of Hotel Services in Selected Market Places :-	
June 2002 (Sene 1994).....	505-506

Group 11 Market Places

Table 1 Group 11:- Average Prices of Hotel Services in Selected Market Places :-	
June 2002 (Sene 1994).....	509-510

I. INTRODUCTION

The monthly retail price data collection first started in Addis Ababa together with the Household Income, Consumption and Expenditure Survey of 1963 by dividing the city into four market zones (in fact, since September 1996 the city has been divided into 12 market zones). However, due to the ever increasing demand for the data, the scope and coverage of the survey was increased stage by stage. Hence, the geographical coverage of the survey was expanded to cover all the fourteen Regional capitals in 1975, twenty three urban Market Places (nine major urban Market Places were selected considering the prevalence of extensive market transaction) in 1978. Moreover, in 1996 further improvements have been made on the selection of the urban Market Places in such a way that all the regional capitals are to be included and this has increased the number to reach a total of 26 urban Market Places.

In rural areas, the retail price survey was launched together with the Rural Integrated Household Survey Program (RIHSP) in 1980/81. As part of the RIHSP, the price survey was carried out on quarterly basis starting from May 1981 to July 1987 and on monthly basis since September 1987. The survey was used to conduct in the markets of selected Farmers' Association (FAs), the then Enumeration Areas (EAs) or on nearby market places where residents of the FAs or EAs purchase most of goods and services for consumption and/or other purposes. Thus, from 1981 to 1985/6 the survey was conducted on 500 randomly selected FAs in the sedentary areas of the country except Tigray.

Between 1986/87 and 1996/97 the survey has been conducted in about 760 EAs and in the year 1997/98 the number of EAs to be covered by the survey were substantially increased to 1420. But, considering the substantial number of EA's to be covered and thereby huge amount of data to be collected, the processing and timely publishing of the data were not manageable. Hence, after conducting an intensive exercise on the quality of the data, the CSA realized that the sample EA's in which the price data are to be collected could be substantially reduced without affecting the quality of the resulting Consumer Price Index (CPI). Consequently, the CSA has arrived at a decision to reduce the sample EA's in which the price data to be collected from 1420 to 446 EA's

starting from September 1998. Note that the Regional State of Tigray was covered by the rural retail price survey since 1994.

Moreover, further improvement have been made starting from July 2001 on the number of market outlets to be covered for this exercise. As a result, the price survey data collection had been restricted and basically focused on a market based survey approach by selecting 119 representative market outlets. The shift to more representative markets was implemented with the aim of achieving acceptable coverage of urban markets for each Region by dropping many remote rural markets. As a result, unnecessary time lag in the production of the average retail price report is expected to be minimized.

This report provides average retail price of goods and services by Selected Market Places together with regional average price on the basis of the current administrative hierarchy, i.e., Killil (regional states). The first part gives data on average retail prices of goods and services from May 2002 to June 2002 (Ginbot 1994 – Sene 1994), while the second part presents data on average price of food and accommodation (bed room) services in hotels in selected urban centers for the month of June 2002 (Sene 1994).

Due to lack of space to accommodate all Towns/Market Places in one page, towns are categorized into eleven groups:

- **Group 1:-** consists of Selected Market Places for Tigray, and Afar Regional State, namely: Endasilase, Endabaguna, Adwa, Axum, Adigrat, Wukiro, Mai-Chew, Mekele, Ayisaeta, Dubti, Melka Werer and Awash Sebat Kilo.
- **Group 2:-** consists of Selected Market Places for Amhra Regional State, namely: Chuait, Gondar, Esete, Debre Tabor, Kobo, Weldiya, Kombolcha, Dessie, Shewa Robit, Debre Birhan
- **Group 3:-** consists of Selected Market Places for Amhra Regional State, namely: Mota, Debre Markos, Adete, Bahir Dar, Sekota, Amde Werk, Dangla, Chagni, Kemise, and Bati.
- **Group 4:-** consists of Selected Market Places for Oromia Regional State, namely: Ghimbi, Dembi Dolo, Shambu, Nekemte, Bedele, Metu, Jima, Agaro, Ambo, Weliso, Ejere and Fiche.

- **Group 5:-** consists of Selected Market Places for Oromia Regional State, namely: Nazareth, Shashemene, Diksise, Asela, Asebe Teferi, Bedessa, Alemaya, Boreda, Adaba, Robe, Hagere Mariam and Negele Borena.
- **Group 6:-** consists of Selected Market Places for Somalie and Benishangul Gumuz Regional States, namely: Shinele, Arere, Jig Jiga, Hartshek, Dollo, Moyale, Mambook, Mender Sebat, Assosa, Bambasi, Kemashi, and Agelo Meti.
- **Group 7:-** consists of Selected Market Places for SNNP Regional State, namely: Welkite, Butajira, Hosahna, Shone, Doyugena, Alaba, Awasa, Hagere Selam, Dilla, and Yirgacheffe.
- **Group 8:-** consists of Selected Market Places for SNNP Regional State, namely: Welayita Sodo, Bodite, Jinka, Dirneka, Masha, Tepi, Bonga, Chana, Arba Minch, and Sawla.
- **Group 9:-** consists of Selected Market Places for SNNP Regional State, namely: Shewa Bench, Mizan Teferi, Deri, Amaro Kelle, Soyama, Karat, Gidole, Waka, Beste Chere, Lasoka, and Amaya.
- **Group 10:-** consists of Selected Market Places for City of Addis Ababa Administration, namely: Merkato, Kera, Zenebe Werk, Gergi, Saris, Kotebe, Ferensay *Legasione*, Shola/Yeka, Asko, Adisu Gebeya, Efoyita Gebeya, and Akakai.
- **Group 11:-** consists of Selected Market Places for Gambela Regional State, Hârâr People Regional State and Dire Dawa Administrative Council namely: Gambela, Shebo Kiro, Akashi, Kefira, Saban, Melkajebdu, Shewa ber and Arategna.

This edition updates statistical bulltine 272

II. OBJECTIVES

The main objectives of the survey are to:

- study the level of retail prices;
- assess the disparity of prices in each Region and Market Places .
- study changes in the economy;
- provide data for national accounts and researchers;
- prepare Monthly Consumer Price Indices (CPI) at Regional and country Level .

III. SCOPE AND COVERAGE

The retail price survey, covers the collection of prices of major agricultural and industrial goods including food, drinks, drink constituents, tobacco, clothing and footwear, building materials, energy, household equipment, medical care, transportation, education, recreation, farm equipment, hotel services (food and accommodation) and other goods and services obtained from various outlets. Hence, about 400 items (above 140,000 price quotations) were covered by the survey monthly

In Addis Ababa, retail prices were collected from four major market areas, i.e., Merkato, Kirkos, Silasie and Piazza Markets until 1998. However, starting from September 1998 considering the population increase from 443,728 in 1961 to 2,354,000 in 1998 and subsequent expansion of Addis Ababa in terms of surface area, 12 markets are selected out of the potential 27 market places in the city. Retail prices are collected from these markets and the average represents Addis Ababa's price data. On the other hand, in Harar prices are collected in Shewa Ber and Arategna. Meanwhile, the market places for Dire Dawa Administrative council are Kefira, sabian and Melka jebdu

IV. METHOD OF DATA COLLECTION

The retail prices of goods and services are collected from major outlets in selected urban Market Places/market places by enumerators with the use of kitchen balance and measuring tape. The outlets include open markets, kiosks, groceries, butcheries, pharmacies, super markets and other service giving establishments where households purchase most of their goods and services for household consumption and other purposes.

Retail prices of goods and services are collected from traders. However, sometimes, prices are also obtained from consumers at the time of purchase. In addition, wages of domestic servants and Daily Laborer charges are obtained from households. For each item a maximum of three price quotations are collected from three retailers on the same day. The enumerators always collect the monthly retail prices of goods and services by interviewing the retailers and by actually measuring the weight of the items on the spot for about 15 days. Data collection starts on the 1st day of the Ethiopian Calendar and lasts for 15 days for the month under consideration.

Since an interview method of data collection is utilized rather than actual purchase and recording of prices, it may result, in some instances, in exaggeration or under estimation of prices. However, since enumerators are well-trained and permanently assigned to every market place and reside there, they have a good chance to familiarize themselves with the market and be on friendly terms with traders, owners of establishments and households. Thus, it can be expected that respondents were cooperative and provide reliable information over time.

Finally, it has to be recalled that, since the start of the collection of price data in 1963, retail prices in this Bulletin as well as in previous Bulletins indicate the free market prices prevailing in the market places under study.

V. Definitions

Urban Market Places: It is generally defined as a locality with 2,000 or more inhabitants. However, for the purpose of the 1994 Population and Housing Census Map Work, urban Market Places include the following regardless of the number of inhabitants¹.

- a) All administrative capitals,
 - i) regional capitals,
 - ii) zone capitals not included in (i),
 - iii) wereda capitals not included in (i) and (ii),
 - iv) Localities with urban development associations not included in (i), (ii), and (iii).
- b) Municipal towns not included in (a) above,
- c) All localities that are not included either in (a) or (b) above, having a population of 1,000 or more persons, and whose inhabitants are primarily engaged in non-agricultural activities.

Note that localities with population of less than 1,000 persons should be considered as rural. However, for the purpose of this survey the selected urban Market Places in general satisfy the following conditions:

- A capital of an administrative region,
- An industrial Market Places and/or,
- A Market Places for trade and commercial activities.

Retail Price: A retail price is the money cost to the final purchaser of a specified unit of sale. It is inclusive of all sales and excise taxes.

Hotel: Hotel is an establishment rendering combined services of rooming, food and drinks on a fee basis.

¹Transitional government of Ethiopia, Central Statistical Authority, 1992, Manual for Census Map work. Addis Ababa. Pp. 3-4.

VI. NOTE

1. The minimum that the balance can weigh is 10 grams. Thus, items that are sold in small quantities like spices and whose weight fall below 10 grams can not be weighed as accurately as possible and as a result may affect the reliability of prices of these items in some respect.
2. The average column is a simple Arithmetic Mean prices for each item.
3. The symbol “-” is used for data not available or doubtful.
4. SNNP, Southern Nations, Nationalities and Peoples.

PART I

Group 1

Market Places

(Endasilase, Endabaguna, Adwa, Axum, Adigrat, Wukiro, Mai-Chew, Mekele, Ayisaeta, Dubti, Melka Werer and Awash Sebat Kilo.)

Table 1 Group 1 :- (Cont'd) Average Retail Price of Goods and Services by Region and Selected Market Places

May
Ginbot 2002
1994

R E G I O N A N D M A R K E T P L A C E S															
ITEM	UNIT	T I G R A Y								TIGRAY AVERAGE	A F A R			AFAR AVERAGE	
		Enda- silase	Enda- baguna	Adwa	Axum	Adigrat	Wukiro	Maj- chew	Mekelle		Ayisaeta	Dubti	Melka Werers		Awash Sebat killo
P R I C E I N B I R R															
Barley Mixed.....	Kg	-	-	-	-	-	1.44	-	-	1.44	-	-	-	-	-
Maize.....	Kg	-	-	-	-	-	1.42	1.22	1.85	1.58	1.12	-	1.07	1.00	1.06
Oats.....	Kg	-	-	5.75	5.67	6.00	5.83	5.00	5.00	5.56	-	-	5.00	-	5.00
Sorghum.....	Kg	-	-	-	-	-	-	-	-	-	-	1.48	-	-	1.48
Durrah.....	Kg	-	-	-	-	-	-	-	-	-	-	-	-	-	-
'Furno Duket' Locally Processed..	Kg	3.00	3.00	3.17	3.17	-	3.17	-	3.77	3.21	2.33	2.58	2.42	-	2.44
PULSES UNMILLED															
Horse Beans.....	Kg	1.36	1.71	1.48	1.40	1.70	1.51	1.14	1.49	1.47	1.97	1.25	1.47	1.40	1.52
Peas White.....	Kg	-	1.88	1.51	-	1.69	-	1.58	-	1.68	-	-	1.50	-	1.50
Peas Black.....	Kg	-	-	-	-	-	-	-	-	-	-	-	-	-	-
Peas Mixed.....	Kg	-	-	-	-	-	1.50	1.55	1.65	1.57	-	1.70	-	1.27	1.48
Soya Beans.....	Kg	-	1.85	-	-	-	-	-	-	1.85	-	-	-	2.25	2.25
Chick Peas.....	Kg	1.64	1.80	1.95	1.79	2.03	1.85	1.22	1.67	1.74	2.43	1.85	1.97	1.57	1.95
Lentils.....	Kg	2.61	3.45	2.78	2.56	1.85	1.82	1.78	2.23	2.39	2.47	2.47	2.50	3.00	2.61
Haricot Beans.....	Kg	-	2.28	-	-	-	-	-	-	2.28	-	-	1.47	1.10	1.28
Lima Beans.....	Kg	-	1.40	.67	1.38	-	-	-	-	1.29	-	-	-	-	-
Vetch.....	Kg	1.22	-	1.36	1.01	1.16	1.16	-	1.10	1.17	-	1.13	.90	.80	.94
Fenugreek.....	Kg	9.79	4.87	9.73	7.97	6.00	5.01	4.19	4.62	6.52	5.17	5.85	4.00	5.17	5.05
PULSES MILLED OR SPLIT															
Horse Beans Milled.....	Kg	-	-	-	-	-	-	-	-	-	2.75	3.25	-	-	3.13
Peas Milled.....	Kg	-	5.59	-	-	4.33	3.13	-	-	4.70	-	-	-	-	-
Chick Peas Milled.....	Kg	-	5.68	-	-	-	-	-	-	5.68	-	-	-	-	-
Mixed Pulses Milled.....	Kg	3.83	-	5.52	5.00	3.83	2.96	-	-	4.32	2.83	3.00	-	-	2.92
Vetch Milled.....	Kg	-	-	-	-	-	3.13	-	3.21	3.18	-	2.83	3.13	2.42	2.79
Peas Split.....	Kg	4.00	-	-	3.85	3.67	3.68	-	4.07	3.88	2.83	2.92	3.50	4.00	3.31
Peas Split(Roasted).....	Kg	-	-	-	-	-	2.74	-	3.81	3.28	-	-	-	-	-

Table 1 Group 1 (Continued) Average Retail Prices of Goods and Services by Region and Selected Market Places

May
Ginbot 2002
1994

ITEM	UNIT	REGION AND MARKET PLACES								TIGRAY AVERAGE	AFAR				AFAR AVERAGE
		G E E A T									A F A R				
		Enda- silese	Enda- Begjura	Adwa	Asum	Adigrat	Wukro	Nal- chew	Mekele		Ayisaba	DUBTI	Welka Weyers	Awash Sebat killo	
P R I C E I N B I R R															
Horse Beans Split(Roasted).....	Kg	3.00		4.81						3.91					
Lentils Split.....	Kg	3.67	2.11	4.76	4.76	3.50	3.89	5.00	3.41	3.89	3.42	3.47	3.83	3.92	3.66
Vetch Split(Roasted).....	Kg									2.18					
Chick Peas Split(Roasted).....	Kg			4.31						3.89					
Fenugreek Milled.....	Kg	7.00	8.00	15.74	11.50	12.33	10.67	6.00	9.33	9.97	5.83	7.50	8.67	8.67	7.67
OIL SEEDS															
Niger Seed.....	Kg	1.66	2.50	2.20	2.51					4.26	2.63	3.67	3.92	4.50	4.42
Linseed White.....	Kg													4.58	4.58
Linseed Black.....	Kg	1.48	2.42	2.33	2.56	2.19	1.32	1.96	2.85	2.14	3.83	3.92	4.00	3.25	3.75
Sesame Seed.....	Kg	2.56	2.20							4.01	3.01	2.83	3.92	3.50	3.25
Sunflower.....	Kg	3.43	1.96		1.81					1.96	2.27	2.31	2.75	3.00	2.58
Castor Beans.....	Kg	2.65	2.51	3.02	2.85	1.55	3.34	2.78				2.67			
Rape Seed.....	Kg	2.39	1.96	1.78	2.21	2.23	3.62				2.37	3.17	2.88	2.83	2.33
Ground Nut Shelled.....	Kg	3.83	6.50	6.33	3.50	4.00	3.83	6.00	3.00	4.67	5.25	5.00	4.50	4.17	4.68
PREPARED CEREAL PRODUCTS															
Spaghetti (Local) Without Egg....	Kg	6.67	7.67	7.00	8.00	7.00	7.17	7.00	7.00	7.19	7.00	7.00	5.00	6.83	6.41
Pastini.....	Kg	9.67		9.67	8.00	10.67	9.33	10.33	8.00	9.38	8.67	8.67	9.67	8.83	8.96
Macaroni (Local) Without Egg....	Kg	5.83	6.00	6.00	6.00	6.00	6.00	5.83	6.00	5.96	5.00	5.67	5.00	4.83	5.13
'Fafa' Flour.....	kg									9.00					
'Dube' Flour.....	kg		6.00	6.17	6.42	6.17	6.50	6.00	6.00	6.17					
BREAD AND OTHER PREPARED FOODS															
'Enjera' ('Teff' Mixed).....	325gm	1.55	.75	.72	.65	.64	.81	1.58	.75	.93	.83	.72	.66	.57	.70
'Dabo' (Traditional Ambasha)..	350gm	.22	.63	.47	.52	1.89	1.01	.41	.78	.74		.73	.57		.65
'Dabo' (Traditional Sheleto)..	350gm					.50				.50	1.55			2.58	2.07

Table 1 Group 1 :- (Cont'd) Average Retail Price of Goods and Services by Region and Selected Market Places

May
Ginbot 2002
1994

R E G I O N A N D M A R K E T P L A C E S															
ITEM	UNIT	T I G R A Y								TIGRAY AVERAGE	A F A R				AFAR AVERAGE
		Enda- silase	Enda- baguna	Adwa	Axum	Adigrat	Wukiro	Mai- chew	Mekelle		Ayisaeta	Dubti	Melka Werers	Awash Sebat killo	
P R I C E I N B I R R															
Bread Wheat (Bakery).....	350gm	-	1.88	1.65	1.14	1.39	1.75	1.14	1.17	1.45	1.20	1.17	1.56	2.02	1.49
Biscuits	150gm	-	2.73	1.50	1.88	3.11	2.46	2.73	3.41	2.55	2.75	3.07	1.88	-	2.57
MEAT															
Beef	Kg	18.00	10.00	14.00	16.00	14.00	13.33	14.00	13.33	14.09	-	-	14.00	13.00	13.50
Camel Meat	Kg	-	-	-	-	-	-	-	-	-	-	-	-	-	-
FISH AND FISH PRODUCTS															
Fish Fresh.....	Kg	-	-	-	-	-	-	-	-	-	-	-	-	-	-
Sardines (Imported).....	125gm	-	-	5.67	7.17	9.62	-	-	6.00	7.21	5.65	-	5.00	5.67	5.53
DIARY PRODUCTS AND EGG															
Cow Milk (Unpasteurized).....	Lt	3.00	3.37	3.00	3.33	2.50	3.00	2.50	2.78	2.93	3.03	3.50	3.16	4.55	3.56
Cow Milk (pasteurized).....	Lt	-	-	-	-	-	-	-	-	-	-	-	-	-	-
Camel Milk.....	Lt	-	-	-	-	-	-	-	-	-	-	-	-	-	-
Goat Milk.....	Lt	-	-	-	-	-	-	-	-	-	-	-	-	-	-
Powdered Milk (Edget).....	450gm	-	-	-	-	-	-	-	-	-	-	-	-	-	-
Yoghurt (Traditional).....	Lt	-	-	-	-	8.70	7.79	5.28	7.41	7.30	4.55	8.11	5.07	4.50	5.65
Cheese Cottage.....	Kg	-	-	-	-	-	-	-	-	-	-	-	5.88	7.00	6.16
Egg (Traditional).....	Dozen	5.60	3.60	3.81	3.62	4.00	3.43	4.00	4.00	4.01	4.00	4.80	4.00	4.80	4.40
OILS AND FATS															
Butter Unrefined.....	Kg	-	24.24	-	-	50.48	49.81	21.12	-	36.41	22.33	23.75	24.00	24.00	23.52
Cooking Oil (Imported).....	Lt	8.75	-	8.50	8.17	9.46	9.72	9.13	11.00	9.30	10.44	10.56	10.11	9.28	10.10
Cooking Oil (Local).....	Lt	6.00	6.67	7.95	6.82	-	-	-	-	6.86	-	-	7.83	8.33	8.08

Table 1 Group 1 (Continued) Average Retail Price of Goods and Services by Region and Selected Market Places

May 2002
Ginbot 1994

ITEM	UNIT	R E G I O N A N D M A R K E T P L A C E S												AFAR AVERAGE
		T I G R A Y								A F A R				
		Enda- sijase	Enda- begurra	Adwa	Axum	Adigrat	Makino	Mai- chew	Mekelle	TIGRAY AVERAGE	Ayisaba	Dubti	Welka Werera	

P R I C E I N B I R R

VEGETABLES AND FRUITS
VEGETABLES (FRESH)

Ethiopian Kale.....	Kg	-	-	-	.47	-	.26	-	-	.36	1.11	1.49	.89	1.57	1.27
Cabbage.....	Kg	2.00	2.00	1.38	1.13	.58	.73	1.32	.80	1.24	.71	1.44	1.82	1.09	1.27
Lettuce.....	Kg	1.09	2.50	1.38	1.04	1.76	.85	1.34	.82	1.30	2.69	2.41	-	3.72	2.94
Spinach.....	Kg	.98	1.67	.52	.41	.73	.29	1.26	.83	.80	1.44	.85	-	-	1.15
Carrot.....	Kg	2.00	3.00	1.50	2.00	1.08	.76	.84	1.64	1.54	2.33	2.83	2.75	2.53	2.61
Tomatoes.....	Kg	3.50	3.00	2.83	2.50	2.17	1.17	2.50	1.50	2.40	3.00	3.00	1.42	2.33	2.44
Onions.....	Kg	1.50	2.00	2.83	1.00	2.50	2.00	3.73	2.00	2.20	3.17	3.00	3.50	2.17	2.96
Garlics.....	Kg	4.67	4.00	8.02	8.17	8.08	-	7.47	7.00	6.70	9.00	7.67	4.00	11.50	8.04
Leeks.....	Kg	-	-	2.86	-	-	-	-	-	2.86	-	-	-	1.33	1.33
Pepper Green.....	Kg	6.70	2.92	4.57	6.32	3.83	3.77	1.79	3.58	4.13	6.50	10.07	6.84	-	7.80
Pumpkin.....	Kg	-	-	-	-	-	-	.55	.56	.55	-	-	-	-	-
Green Peas.....	Kg	-	-	-	-	-	-	-	-	-	-	-	-	-	-
Beet Root.....	Kg	3.17	-	-	3.53	1.66	2.17	1.81	2.00	2.39	1.67	2.00	2.38	3.00	2.26
Cauliflower.....	Kg	-	-	-	-	-	-	-	-	-	-	-	-	-	-

FRUITS FRESH

Banana.....	Kg	3.83	-	3.50	3.50	3.00	3.00	3.00	3.00	3.26	4.00	3.50	1.67	2.17	2.83
Orange.....	Kg	4.00	4.00	3.48	4.00	4.00	3.17	4.13	2.83	3.69	4.00	3.33	-	2.33	3.13
Lemon.....	Kg	2.38	1.03	1.47	1.23	4.31	3.16	2.00	4.58	2.61	2.38	8.45	3.17	1.83	3.96
Tangerine.....	Kg	-	-	-	-	-	-	-	-	-	-	-	-	-	-
Papaya.....	Kg	2.26	2.19	2.83	3.50	-	-	1.53	3.50	2.46	1.99	-	-	-	-
Grapes.....	Kg	-	-	-	-	-	5.00	-	-	5.00	-	-	-	-	1.99
Avocado.....	Kg	-	-	4.00	-	-	-	-	4.00	4.00	-	-	-	-	-
Mango.....	Kg	-	-	4.00	-	3.67	-	-	3.50	3.69	5.00	5.00	2.44	2.42	3.71
Cactus.....	Kg	-	-	-	-	.77	.38	-	-	.58	-	-	-	-	-

Table 1 Group 1 :-(Cont'd) Average Retail Price of Goods and Services by Region and Selected Market Places

May
Ginbot 2002
1994

R E G I O N A N D M A R K E T P L A C E S															
ITEM	UNIT	T I G R A Y								TIGRAY AVERAGE	A F A R				AFAR AVERAGE
		Enda- silase	Enda- baguna	Adwa	Axum	Adigrat	Wukiro	Mai- chew	Mekelle		Ayisaeta	Dubti	Melka Werers	Awash Sebat killo	

P R I C E I N B I R R

SPICES

Pepper Whole.....	Kg	6.00	-	6.00	7.00	5.00	7.33	10.00	6.67	6.86	8.00	7.00	5.00	5.17	5.95
Black Pepper(Local).....	Kg	-	-	-	-	-	-	-	-	-	-	-	39.33	-	39.33
Long Pepper(Local).....	Kg	13.00	12.00	12.00	12.33	14.00	21.33	10.28	14.33	13.73	-	-	15.67	9.17	12.42
White Cumin(Bishop's Weed)Local..	Kg	6.00	-	2.33	3.67	4.67	6.86	-	6.33	4.98	6.50	6.33	4.00	4.17	5.25
Black Cumin(Local).....	Kg	7.00	4.00	5.33	7.00	4.50	4.72	-	5.00	5.43	7.83	9.67	5.00	4.17	6.67
Ginger Dry(Local).....	Kg	3.00	2.50	2.67	3.33	4.17	4.67	6.67	4.00	3.67	5.50	5.75	3.00	2.48	4.18
Ginger Wet(Local).....	Kg	4.00	-	3.31	2.33	3.83	2.76	3.71	2.83	3.25	2.92	4.00	-	-	3.46
Cloves(Imported).....	Kg	-	-	-	110.00	-	-	-	100.00	102.50	140.00	100.00	100.00	78.33	97.50
Cinnamon(Imported).....	Kg	30.00	30.00	25.00	33.50	-	-	25.00	28.00	28.92	40.00	33.33	25.33	30.67	31.64
Cardamon(Local).....	Kg	36.00	35.00	33.33	35.67	39.67	30.00	36.11	37.33	35.41	42.50	-	39.33	34.67	38.38
Tumeric Flour(Local).....	Kg	3.00	4.00	3.00	4.33	3.83	5.33	3.42	3.17	3.75	5.50	5.50	4.00	5.17	5.04
Chillies Whole.....	Kg	6.00	4.20	-	11.00	-	-	-	-	7.07	3.54	-	8.17	7.00	6.23
Basil Dry.....	Kg	6.00	3.13	-	9.14	12.50	15.56	11.90	6.33	9.22	10.67	15.67	7.17	5.33	9.71

POTATOES, OTHER TUBERS AND STEMS

Potato.....	Kg	2.00	2.17	3.00	2.50	2.00	2.00	1.17	1.50	2.04	2.00	2.00	.89	1.00	1.47
Sweet Potato.....	Kg	-	-	-	-	-	-	-	-	-	1.75	-	-	1.17	1.40
'Kocho' (Unprocessed).....	Kg	-	-	-	-	-	-	-	-	-	-	-	5.56	-	5.56
'Bula'.....	Kg	-	-	12.50	14.33	12.33	-	-	12.00	12.82	-	-	6.53	-	6.53

COFFEE, TEA, CHAT AND BUCK-THORN LEAVES

Tea Leaves(Local).....	100gm	2.00	2.00	2.00	2.00	2.00	2.00	1.93	2.00	1.99	2.00	2.00	2.00	2.00	2.00
Coffee Whole.....	Kg	-	3.12	-	-	-	-	-	-	3.12	-	-	-	-	-
Coffee Beans.....	Kg	8.33	9.33	6.83	10.67	10.00	7.33	7.83	8.00	8.54	6.50	9.83	12.00	10.67	9.75
Coffee Leaves.....	Kg	-	-	-	-	-	-	-	-	-	-	-	6.32	7.51	6.91

Table 1. Group 1 (Continued) Average Retail Price of Goods and Services by Region and Selected Market Places

May
Ginbot 2002
1994

ITEM	UNIT	R E G I O N A N D M A R K E T P L A C E S												AFAR AVERAGE	
		T I G R A Y								A F A R					
		Enda- silase	Enda- begura	Adwa	Axum	Adigrat	Wukro	Mali- chew	Mekelle	TIGRAY AVERAGE	Ayisabeta	Dubti	Welka Merera		Awash Sebat killo
P R I C E I N B I R R															
Buck Thorn Leaves.....	Kg	4.92	-	7.80	5.73	4.50	5.51	8.35	3.21	5.43	4.63	6.74	8.35	4.67	6.23
'Chat'.....	Kg	-	-	-	-	31.97	30.00	29.32	-	30.48	23.54	21.22	12.83	13.10	17.67
Malt-Berley.....	Kg	5.31	2.16	6.55	3.82	4.90	3.92	2.89	4.06	4.20	5.00	3.75	5.77	2.33	4.14
Malt-Wheat.....	Kg	-	-	-	-	-	4.00	3.28	3.71	3.61	-	-	6.13	2.92	4.52
OTHER FOOD ITEMS															
Salt.....	Kg	2.42	1.50	2.05	1.67	1.67	1.06	3.00	2.50	1.98	1.25	1.50	1.46	2.00	1.55
Sugar.....	Kg	5.17	5.50	5.50	5.50	5.50	5.50	4.88	5.00	5.32	4.62	5.00	5.00	4.50	4.78
Honey.....	Kg	15.67	12.00	-	14.67	24.33	20.00	13.30	25.67	17.95	-	15.50	15.67	15.67	15.61
Canned Tomato (Local).....	410gm	6.50	7.50	6.23	6.27	6.33	5.70	7.00	11.71	7.15	-	6.75	5.83	6.00	6.25
FOOD TAKEN AWAY FROM HOME															
Cup of Tea.....	No	.28	.25	.37	.37	.50	.40	.33	.50	.38	.33	.25	.30	.27	.29
Cup of Coffee.....	No	1.00	-	1.00	1.00	1.00	1.00	1.00	1.00	1.00	1.00	1.00	1.00	.83	.96
Cup of Milk.....	No	1.00	-	1.00	1.00	1.00	.77	1.00	1.00	.97	1.08	1.00	1.00	1.27	1.09
'Key Wot Yebere'.....	One Meal	-	5.00	-	-	-	-	-	-	5.00	-	-	4.50	5.00	4.75
'Key Wot Yebeg/Yefyel'.....	One Meal	6.00	5.00	4.67	5.67	5.67	5.00	5.00	4.67	5.26	4.00	5.00	4.50	5.00	4.63
COST OF MILLING															
Cereals.....	100Kg	20.00	15.00	15.00	11.67	16.00	14.00	10.00	12.00	14.21	10.00	15.00	10.00	20.00	13.75
Pulses.....	100Kg	40.00	20.00	25.00	25.00	40.00	25.00	50.00	50.00	34.78	50.00	15.00	15.00	12.00	23.00
Pepper Whole.....	100Kg	183.33	100.00	50.00	100.00	100.00	100.00	100.00	100.00	106.52	100.00	60.00	75.00	100.00	85.63
BEVERAGES - NON ALCOHOLIC															
Ambo Mineral Water.....	500cc	3.00	3.00	3.00	2.83	3.00	2.50	2.50	2.50	2.79	2.00	2.00	2.00	2.00	2.00
Bure Mineral Water.....	500cc	-	-	-	-	-	-	-	-	-	-	-	-	-	-

Table 1 Group 1 :-(Cont'd) Average Retail Price of Goods and Services by Region and Selected Market Places

May
Ginbot 2002
1994

ITEM	UNIT	R E G I O N A N D M A R K E T P L A C E S													AFAR AVERAGE
		T I G R A Y									A F A R				
		Enda- silase	Enda- baguna	Adwa	Axum	Adigrat	Wukiro	Mai- chew	Mekelle	TIGRAY AVERAGE	Ayisaeta	Dubti	Melka Werers	Awash Sebat killo	
P R I C E I N B I R R															
Coca Cola/Fanta.....	300cc	-	3.00	2.67	2.83	3.00	-	2.50	2.50	2.75	2.33	2.50	2.00	2.17	2.25
Pepsi Cola/Mirinda.....	300cc	3.00	3.00	2.83	2.67	3.00	2.50	2.50	2.50	2.75	2.25	2.25	2.00	2.00	2.13
BEVERAGES - ALCOHOLIC															
Araki (Local).....	900cc	16.67	21.24	17.00	16.85	16.52	17.86	18.20	16.00	17.69	25.00	24.00	26.33	26.00	25.40
Cognac (Local).....	900cc	-	-	17.00	17.00	16.69	-	-	17.00	16.93	-	-	-	-	-
Brandy (Local).....	900cc	-	-	-	-	-	-	-	-	-	-	-	-	-	-
Gin (Local).....	900cc	-	-	19.00	17.00	16.35	-	18.20	17.00	17.34	25.00	23.67	27.67	26.00	25.70
Saris Wine (Normal).....	750cc	21.00	-	13.50	14.67	13.33	16.00	-	12.83	14.82	6.00	-	6.00	-	6.00
'Katikalla'.....	Lt	9.50	11.24	15.00	11.85	12.36	12.73	7.67	11.11	11.03	8.52	5.00	8.00	6.67	7.05
Beer (Bedele).....	330cc	-	-	-	-	-	-	-	-	-	-	-	-	-	-
Beer (Harar).....	330cc	-	-	-	-	-	-	-	3.50	3.50	-	3.50	3.00	3.00	3.17
Beer (Meta Abo).....	330cc	4.17	4.00	3.50	3.50	4.00	4.00	3.50	3.50	3.77	3.17	3.50	3.00	3.00	3.15
'Tella'.....	Lt	1.07	.81	.84	.85	.68	.71	.50	1.04	.81	1.18	1.18	.94	.71	1.00
'Tej' (Meat).....	Lt	4.00	3.37	3.00	2.04	5.56	2.25	3.03	5.93	3.64	1.77	1.52	2.13	2.80	2.06
CIGARETTES AND TOBACCO															
CIGARETTES															
Nyala.....	Packet	4.00	5.00	5.00	4.33	5.00	4.00	4.00	5.00	4.54	4.00	5.00	4.00	4.00	4.25
Gissila.....	Packet	-	-	-	-	-	-	-	-	-	-	-	-	-	-
Rothmans.....	Packet	10.00	10.00	10.00	9.33	10.00	10.00	10.00	10.00	9.92	8.00	8.00	8.00	8.00	8.00
TOBACCO															
'Gaya'.....	Kg	-	-	-	-	-	-	-	-	-	10.00	15.88	15.88	-	13.92

Table 1 Group 1 (Cont'd) Average Retail Price of Goods and Services by Region and Selected Market Places

May
Ginbot 2002
1994

ITEM	UNIT	R E G I O N A N D M A R K E T P L A C E S												
		T I G R A Y								TIGRAY AVERAGE	A F A R			AFAR AVERAGE
		Ende- sillase	Ende- baguna	Adwa	Axum	Adigrat	wukro	Mari- chew	Meikelle		Ayiseta	Dubti	Meika Werera	

P R I C E I N B I R R

CLOTHING AND FOOT WEAR

CLOTHING

Abujedid(Akaki/Bahir Dar)91cm. Meter	3.50	3.50	3.50	3.50	3.93	3.25	5.67	3.50	3.81	-	-	4.00	4.00	4.00
Abujedid(Komb./Arba Minch)150cm Meter	6.00	-	5.63	5.50	3.60	3.75	7.00	5.33	5.10	5.00	5.50	6.00	-	5.50
Khaki(S-10,000 Twil)110cm. Meter	-	-	-	-	-	-	-	-	-	-	-	-	-	-
Khaki(Akaki)91cm. Meter	-	-	-	7.00	-	-	-	-	7.00	-	-	-	-	-
Wool-England 100% Meter	-	-	-	-	-	-	-	183.33	183.33	-	-	-	-	-
Tetron(Arba Minch). Meter	-	-	-	-	-	-	-	19.33	19.33	-	-	-	-	-
Poplin(Dire Dawa)105cm. Meter	5.83	8.00	-	6.50	7.00	7.17	-	6.00	6.76	6.25	-	-	6.00	6.17
Poplin(Komb./Arba Minch)150cm. Meter	7.83	9.67	-	11.00	14.33	-	12.00	11.33	11.03	11.50	10.83	11.50	-	11.25
Nylon(Mojo). Meter	7.50	-	12.00	8.67	10.00	-	-	10.00	9.27	-	-	-	-	-
Polyster(Arba Minch/Awasa). Meter	-	-	-	-	-	-	-	19.00	19.00	-	-	-	-	-
Jersi. Meter	16.50	18.00	14.00	13.00	15.33	14.33	-	15.00	15.22	-	13.95	-	-	13.95
Cotton. Kg	6.00	4.00	6.00	5.33	6.00	6.17	6.00	6.00	5.69	-	-	-	-	-
Hisufi. Meter	19.67	-	30.00	-	-	-	-	40.00	29.88	-	-	-	-	-
Kefay. Meter	15.00	22.00	18.00	16.67	20.00	18.33	-	23.33	19.16	-	-	-	-	-

COST OF TAILORING

Woolen Suit (Men). No	-	-	-	266.67	-	-	325.00	300.00	293.75	-	-	-	-	-
Khaki Suit (Men). No	-	-	-	28.33	30.00	-	40.00	41.67	34.55	-	-	50.00	-	50.00
Khaki Suit (Boys). No	-	-	-	26.67	20.00	-	22.50	35.00	26.36	-	-	30.00	-	30.00
Tateron Suit (Men). No	35.00	-	30.00	31.67	30.00	-	37.50	56.67	37.86	-	-	50.00	-	50.00
Tateron Suit (Boys). No	-	-	25.00	40.00	20.00	-	22.50	38.33	30.42	-	-	30.00	-	30.00

READY-MADE / FOR ADULTS

'Netela'. No	-	18.00	-	27.67	19.33	23.67	20.33	-	22.07	29.00	-	30.00	36.00	32.43
--------------	---	-------	---	-------	-------	-------	-------	---	-------	-------	---	-------	-------	-------

Table 1 Group 1 :- (Cont'd) Average Retail Price of Goods and Services by Region and Selected Market Places

May 2002
Ginbot 1994

ITEM	UNIT	R E G I O N A N D M A R K E T P L A C E S													
		T I G R A Y									A F A R				AFAR AVERAGE
		Enda- silase	Enda- baguna	Adwa	Axum	Adigrat	Wukiro	Mai- chew	Mekelle	TIGRAY AVERAGE	Ayisaeta	Dubti	Melka Werers	Awash Sebat killo	
P R I C E I N B I R R															
'Gabi'.....	No	38.33	37.50	46.50	42.33	36.67	46.67	55.67	55.00	45.09	57.00	-	65.00	67.67	65.00
Shirts Long Sleeved (Local).....	No	-	25.00	35.00	23.00	50.00	24.00	54.00	55.00	33.27	36.00	-	53.33	46.40	46.40
Shirts Short Sleeved (Local).....	No	-	22.00	-	-	-	-	-	-	22.00	37.50	-	-	37.50	37.50
Shirts Long Sleeved (Imported)....	No	48.33	34.00	43.33	26.50	46.67	42.50	-	53.33	43.39	47.33	48.67	50.00	66.67	53.17
Shirts Short Sleeved (Imported)....	No	40.00	32.50	-	-	61.67	-	-	-	46.25	42.33	44.00	45.00	-	43.78
Socks (Cotton) Imported.....	Pair	5.67	-	7.33	7.00	7.33	5.33	-	9.33	7.00	6.33	7.67	8.33	8.33	7.67
Sweater (Local) Men.....	No	-	-	-	-	40.00	-	-	85.00	62.50	-	-	-	-	-
Sweater (Local) Women.....	No	-	-	35.00	21.00	40.00	-	-	73.33	48.14	-	-	-	75.00	75.00
Shash (Imported).....	No	24.33	22.00	20.00	10.33	8.33	14.33	10.33	9.00	14.27	9.33	7.33	12.33	14.00	10.75
Singlets (Local) White.....	No	-	9.00	11.00	10.50	13.00	-	10.50	11.33	10.73	10.33	-	-	-	10.33
Jeans Trouser.....	No	75.00	60.00	70.00	78.33	73.33	68.33	48.33	85.00	70.22	83.33	81.67	88.33	61.67	78.75
Woolen Suit.....	No	-	-	-	-	525.00	-	-	850.00	720.00	-	-	-	-	-
'Kemisna Netela'.....	No	150.00	-	-	180.00	146.67	111.67	173.33	120.00	146.94	-	150.00	101.67	120.00	116.43
Sweater-Men (Imported).....	No	-	-	80.00	-	75.00	-	-	120.00	95.00	-	78.33	-	-	78.33
Sweater-Women (Imported).....	No	42.33	-	-	36.50	43.33	-	45.00	80.00	50.36	-	77.33	-	-	77.33
Nylon Dress.....	No	-	-	-	23.00	-	-	-	-	23.00	-	-	-	-	-
Tetron Trouser.....	No	-	-	-	-	-	-	-	-	-	-	-	-	-	-
Leather Jacket.....	No	265.00	-	-	-	340.00	260.00	-	333.33	307.00	-	-	-	-	-
Under Wear China.....	No	11.00	12.00	-	12.67	15.00	13.67	15.67	11.67	13.15	14.00	14.50	14.33	9.00	12.96
Deriya.....	NO	11.45	-	-	-	-	10.33	-	-	10.89	11.67	10.33	-	10.56	10.85
Polyester Suit.....	No	-	-	-	-	-	-	-	-	-	-	-	-	-	-
Khaki Short.....	No	-	-	-	-	-	-	-	6.50	6.50	-	-	-	-	-
T-Shirts.....	No	23.00	-	33.33	26.33	46.00	31.67	32.50	31.67	32.05	42.67	21.00	26.00	40.00	32.42
Jogging Suit(sport tuta).....	No	72.67	34.00	-	69.00	80.00	71.67	76.67	83.33	71.40	79.33	72.67	88.33	65.00	76.33
Khaki Jacket.....	No	91.67	-	96.67	-	98.33	110.00	106.67	120.00	101.88	-	-	-	-	-
Geldem.....	No	12.67	12.00	-	12.00	13.33	12.33	22.67	35.00	15.65	29.00	30.00	30.00	31.67	30.17

Table 1 Group 1 :-(Cont'd) Average Retail Price of Goods and Services by Region and Selected Market Places

May
Ginbot 2002
1994

ITEM	UNIT	R E G I O N A N D M A R K E T P L A C E S													
		T I G R A Y								TIGRAY AVERAGE	A F A R				AFAR AVERAGE
		Enda- silase	Enda- beguna	Adwa	Axum	Adigrat	Wakiro	Mai- chew	Mekele		Ayisaeta	Dubti	Melka Werera	Awash Sebat killo	
P R I C E I N B I R R															
READY-MADE / FOR CHILDREN															
Sweater (Local) for Boys.....	No	-	-	15.00	15.67	20.00	-	17.00	32.50	20.50	-	-	-	-	-
Socks (Imported) Cotton.....	Pair	4.33	-	4.00	4.00	4.33	4.33	-	6.33	4.59	-	4.67	5.33	6.33	5.44
Jeans Trouser.....	No	-	61.00	80.00	-	-	-	-	-	72.40	33.00	37.33	-	-	36.25
Shirt Long Sleeved(Imported)Boys..	No	-	-	30.00	-	-	20.00	-	-	25.00	21.50	24.00	-	27.50	24.29
Sweater (England) for Girls.....	No	-	-	-	-	-	-	-	-	-	-	-	-	-	-
Short for Boys.....	No	-	-	-	5.50	-	-	-	-	5.50	-	-	-	-	-
Kemise(for childrenen)	No	44.33	35.00	31.67	53.33	63.33	50.00	34.33	43.33	44.42	-	57.33	-	65.00	61.17
FOOTWEAR (MEN AND WOMEN)															
Arbessa Leather Shoes Men(Local)Pair		101.67	-	80.00	85.00	97.50	81.67	77.50	127.50	90.16	50.00	70.50	50.00	-	55.13
Leather Shoes Men (Croft).....	Pair	140.00	-	120.00	126.67	131.67	120.00	185.00	130.00	134.62	110.00	107.50	91.67	72.50	96.50
Walking Shoes(imp.) Non-Leather	Pair	-	-	-	97.50	78.33	67.50	80.00	120.00	85.00	96.00	-	25.00	-	60.50
Canvas Shoes (Local) Men.....	Pair	24.00	17.00	-	-	-	21.67	-	24.50	21.30	26.00	25.00	-	-	25.50
Canvas Shoes (China) Men.....	Pair	-	-	-	-	25.00	-	-	-	25.00	-	26.00	49.33	-	43.50
Plastic Shoes (Local) Women.....	Pair	10.00	-	8.33	9.00	8.00	8.17	9.50	10.00	9.00	10.00	9.67	8.67	9.50	9.46
Slippers Sponge Adult (China)..	Pair	10.50	7.00	-	8.17	8.00	6.33	8.83	8.00	8.00	10.50	9.33	8.67	8.67	9.29
Boots for Men Plastic (Local)..	Pair	-	-	-	-	-	-	-	-	-	-	-	-	-	-
Sendel Plastic Shoes (Imp.)....	Pair	37.50	-	-	-	-	-	-	-	37.50	-	15.00	26.00	25.50	24.00
Cost of Mending Shoes sole(Men).Pair		26.67	-	27.50	25.00	31.00	20.00	-	30.00	27.53	-	30.00	-	8.33	13.75

Table 1 Group 1 :-(Cont'd) Average Retail Price of Goods and Services by Region and Selected Market Places

May
Ginbot 2002
1994

ITEM	UNIT	R E G I O N A N D M A R K E T P L A C E S													
		T I G R A Y								TIGRAY AVERAGE	A F A R			AFAR AVERAGE	
		Enda- silase	Enda- baguna	Adwa	Axum	Adigrat	Wukiro	Maye- chew	Mekelle		Ayisaeta	Dubti	Melka Werer		Awash Sebat killo
P R I C E I N B I R R															
CONSTRUCTION MATERIALS, WATER, AND FUEL AND POWER															
CONSTRUCTION MATERIALS															
Cement/Bag/(Local).....	50Kg	42.50	44.00	41.25	41.67	37.50	35.83	38.00	33.67	39.00	38.75	37.50	37.00	36.33	37.22
Lime.....	Kg	1.50	-	1.50	2.50	1.23	1.08	1.25	1.00	1.39	-	1.17	-	-	1.17
Nail (7cm - 12cm).....	Kg	9.33	9.00	10.00	-	10.00	9.33	9.33	-	9.44	-	7.50	9.00	9.00	8.63
Nail With Cape.....	Kg	11.00	11.00	12.00	11.67	12.00	11.00	11.50	10.33	11.32	11.00	11.00	11.67	10.83	11.15
Corrugated Iron Sheet (.2mm).....	No	36.50	25.50	36.00	25.00	36.00	25.17	40.00	34.00	31.13	-	-	-	25.50	25.50
Wood for House Construction('Atana')..	No	24.50	23.00	-	-	25.33	-	-	19.67	23.00	-	-	-	8.00	8.00
Wall Paints-Super (Fluid) Normal.....	4Kg	58.67	-	57.67	60.00	60.00	-	-	56.00	58.23	63.00	-	60.00	57.33	59.29
Wall Paints-Super (Fluid) Plastic....	4Kg	91.67	-	-	99.33	-	-	-	90.00	93.67	-	-	-	-	-
Coarse Aggregate Gravel.....	Meter Cube	105.55	-	-	-	-	-	-	-	105.55	-	-	-	-	-
Hollow Concrete Block(20x20x40 cm Cube)No		-	-	-	-	3.38	2.00	3.00	2.93	2.80	3.50	-	-	2.40	2.77
Bricks (25cm x 12cm x 6cm).....	No	-	-	-	-	.50	-	-	-	.50	-	-	-	-	-
Floor Board 4m Length.....	No	-	-	69.00	60.00	-	-	-	-	66.00	105.00	-	-	-	105.00
Iron Pipe 6mt. (1/2 inch Wide) Local..	No	65.33	-	53.00	45.00	-	43.50	55.00	-	54.50	60.00	41.50	70.00	-	53.25
Chipwood (125cm x 250cm x 8mm).....	No	94.67	-	-	112.50	-	-	-	-	101.80	-	-	-	-	-
Sand.....	Meter Cube	72.56	-	-	129.56	20.87	44.03	-	57.94	59.44	-	-	-	-	-
Gutter N° 32.....	Meter	-	-	25.00	31.00	-	-	-	30.00	29.50	-	-	-	-	-
Window Glass (50cm x 50cm x 3mm).....	No	25.00	-	-	16.00	30.00	-	-	-	21.75	-	-	-	-	-
Water Tanker (1meter cube).....	No	-	-	-	-	-	-	-	-	-	-	-	-	-	-
Stone for House Construction..	Meter Cube	27.84	-	42.66	49.87	24.14	64.53	-	52.57	43.60	-	-	-	-	-
Mega Paints.....	4Kg	-	-	-	-	60.00	-	-	56.00	57.00	62.50	58.00	60.00	58.00	59.50
Tseday Paints.....	4Kg	-	-	-	-	-	-	-	56.00	56.00	-	-	-	-	-
"Yewellel Nitaf"(Tile).....	No	-	-	-	-	2.35	-	-	1.65	2.00	-	-	-	-	-
WATER															
Water.....	Meter Cube	4.17	7.50	4.17	4.17	8.00	8.25	4.17	5.50	5.66	8.58	5.33	7.50	7.00	7.11

Table 1 Group 1 :- (Cont'd) Average Retail Price of Goods and Services by Region and Selected Market Places

May
Ginbot 2002
1994

ITEM	UNIT	R E G I O N A N D M A R K E T P L A C E S												AFAR AVERAGE
		T I G R A Y								A F A R				
		Enda- silase	Enda- baguna	Adwa	Axum	Adigrat	Wukiro	Maye- chew	Mekelle	TIGRAY AVERAGE	Ayisaeta	Dubti	Melka Werer	

P R I C E I N B I R R

FUEL AND POWER

Fire Wood.....	Meter Cube	51.19	-	113.29	88.53	196.35	102.69	92.41	-	108.29	30.97	16.74	-	-	23.86
Charcoal.....	Kg	1.66	.63	1.63	1.15	2.04	1.25	1.24	2.37	1.50	.85	.75	.62	1.24	.83
Dung Cake.....	Kg	-	-	-	-	-	-	-	-	-	-	-	-	-	-
Kerosine.....	Lt	2.18	3.33	2.14	2.15	2.09	2.10	1.98	2.03	2.28	4.00	3.66	2.43	2.00	3.02
Diesel.....	Lt	2.48	2.50	2.76	2.77	2.71	2.60	2.60	2.65	2.64	4.00	3.05	3.00	1.90	2.99
Electric.....	K.Watt	.27	.27	.27	.27	.27	.27	.27	.27	.27	.29	.29	.29	.27	.29
Matches.....	Box	.25	.25	.25	.25	.25	.25	.25	.25	.25	.22	.25	.25	.25	.24
Candles.....	No	1.00	1.00	1.00	1.00	1.00	1.00	.87	1.00	.98	1.00	1.00	1.00	1.00	1.00
Buthane Gas (Shell).....	12.5 Kg	-	-	-	-	-	-	-	139.42	139.42	-	-	-	-	-
Eveready Drycell.....	No	1.83	2.00	1.92	1.83	2.00	2.00	2.00	2.00	1.95	2.00	2.00	2.00	2.00	2.00

FURNITURE, FURNISHING, HOUSEHOLD EQUIPMENT AND OPERATION

CHAIRS, TABLES, ETC.

Table Wanza (Machine made) Varnished..	No	135.00	-	240.00	380.00	250.00	260.00	440.00	-	287.27	390.00	280.00	247.50	-	324.17
Table Wanza (Hand made) Not Varnished..	No	90.00	-	-	45.00	-	-	-	-	56.25	-	230.00	-	-	230.00
Chairs Wanza (Machine Made) Varnished..	No	60.00	-	87.50	103.00	65.00	77.50	75.00	103.33	86.23	81.67	90.00	85.00	-	84.17
Chairs Wanza (Hand Made) Varnished....	No	60.00	-	-	-	-	-	-	-	60.00	-	80.00	-	-	80.00
Cupboard Wanza (2 doors) Varnished....	No	900.00	-	1550.00	1550.00	900.00	1200.00	965.00	1266.67	1191.43	1175.00	1200.00	950.00	1400.00	1178.13
Double Bed Wanza (120cm) Varnished....	No	700.00	-	1000.00	1200.00	683.33	925.00	600.00	1133.33	873.33	850.00	850.00	550.00	475.00	681.25
Sofas (Complete).....	No	4000.00	-	4000.00	4400.00	-	4050.00	2500.00	4166.67	3944.44	2437.50	3200.00	-	2000.00	2415.00
Book Shelves Wanza (3 Shelves) no Door	No	825.00	-	550.00	-	400.00	425.00	-	533.33	560.00	416.67	450.00	250.00	-	366.67
Chest of Drawer	No	-	-	-	-	400.00	-	465.00	1250.00	846.67	583.33	280.00	-	-	507.50

FURNISHINGS & REPAIRS

Bed Sheet (Non-Patterned Bahir Dar)															
1.90m x 2.50m.....	Pair	42.67	-	-	64.00	-	-	-	-	51.20	-	-	47.33	33.00	40.17

Table 1 Group 1 :- (Cont'd) Average Retail Price of Goods and Services by Region and Selected Market Places

May
Ginbot 2002
1994

ITEM	UNIT	R E G I O N A N D M A R K E T P L A C E S												ATAR AVERAGE	
		T I G R A Y								A F A R					
		Enda- silase	Enda- baguna	Adwa	Axum	Adigrat	Wukiro	Maye- chew	Mekelle	TIGRAY AVERAGE	Ayisaeta	Dubti	Melka Werer		Awash Sebat kiilo
P R I C E I N B I R R															
Bed Sheet(Patterned Kombolcha) 1.90m x 2.50m.....	Pair	68.33	-	-	-	-	-	-	85.00	72.50	-	-	-	58.33	58.33
Bed Cover(Patterned Kombolcha).....	No	82.00	-	-	-	-	-	-	-	82.00	-	-	-	113.33	113.33
Blanket Woolen(Debre B.)160cm x 220cm.	No	87.50	-	-	80.67	80.00	86.00	87.67	80.00	83.41	-	-	-	-	-
Mattress-Sponge (A.A Foam) 120cm.....	No	335.00	-	318.00	325.00	330.00	-	-	311.67	323.91	-	-	-	-	-
Towel-Local (Kombolcha).....	No	-	12.00	25.00	11.00	20.33	16.33	-	14.00	16.71	13.00	17.00	13.67	-	14.20
EARTHEN WARE															
Water Pot.....	No	7.50	6.00	4.17	4.33	-	6.17	11.67	3.83	6.24	16.50	-	-	7.33	11.00
'Jebena' Medium Size.....	No	1.08	1.33	1.50	1.67	3.67	3.00	3.00	2.67	2.24	3.83	3.83	3.00	3.00	3.42
'Mitad' (Griddle of Clay).....	No	5.00	8.00	7.00	9.67	8.33	9.00	10.33	10.00	8.43	18.33	20.00	15.00	10.00	15.83
Local Stove '(Lakech).....	No	12.33	10.83	12.67	14.00	14.33	4.17	6.17	15.33	11.23	10.33	11.67	7.00	7.17	9.04
Cup for Coffee (China).....	No	1.08	1.00	1.50	1.42	1.42	1.33	1.50	-	1.32	1.50	1.50	1.17	1.33	1.38
Plate Clay (imported).....	No	5.50	-	5.00	6.00	4.67	4.67	-	5.67	5.26	5.00	5.00	5.00	4.00	4.75
STRAW, BAMBOO AND OTHERS															
'Sefed'.....	No	6.83	5.67	9.00	10.00	10.33	20.00	11.83	15.67	11.17	4.83	7.50	6.00	6.33	6.17
Sack 100Kg Capacity.....	No	-	-	-	2.75	-	2.83	-	-	2.79	3.67	-	-	-	3.67
METAL WARE															
Cooking Pan Medium (Local).....	No	19.00	37.33	12.67	37.67	24.00	15.50	13.67	16.00	21.98	26.00	18.83	23.00	23.00	22.71
Tray (Nickel) Medium N ^o 45 Local.....	No	-	-	-	-	-	10.50	-	-	10.50	16.33	-	16.00	13.33	15.22
Electric 'Mitad' Aluminium.....	No	-	-	-	440.00	420.00	370.00	-	378.33	397.86	-	-	-	-	-
Gas Stove (Kerosine) China.....	No	43.33	-	-	44.00	38.67	40.00	47.33	40.67	42.33	42.00	-	40.00	43.33	42.40
Refrigerator.....	No	1500.00	-	-	-	-	-	-	3975.00	3150.00	-	-	-	-	-

Table 1 Group 1 :- (Cont'd) Average Retail Price of Goods and Services by Region and Selected Market Places

May
Ginbot 2002
1994

ITEM	UNIT	R E G I O N A N D M A R K E T P L A C E S													
		T I G R A Y									A F A R				AFAR AVERAGE
		Enda- silase	Enda- baguna	Adwa	Axum	Adigrat	Wukiro	Maye- chew	Mekelle	TIGRAY AVERAGE	Ayisaeta	Dubti	Melka Werer	Awash Sebat killo	
P R I C E I N B I R R															
PLASTIC WARE (LOCAL MADE)															
Jerrycan (20 Litres).....	No	20.33	-	23.33	-	20.33	23.67	25.17	-	22.57	30.00	-	13.33	15.67	16.71
Bucket (20 Litres).....	No	14.33	17.33	15.67	16.33	16.67	15.50	17.00	17.33	16.27	19.33	16.67	16.33	16.00	17.08
GLASS WARE															
Glass for Tea (Duralex).....	No	-	3.00	2.00	2.92	3.50	2.33	3.83	3.17	2.96	3.38	3.50	2.83	2.17	2.93
OTHER HOUSEHOLD EQUIPMENT															
Kerosine Lamp.....	No	26.00	30.00	25.33	24.33	15.33	23.67	27.00	15.33	23.38	25.67	30.00	24.67	16.50	24.40
'Kuraz' Small Local Kerosine Lamp.....	No	1.83	1.00	1.67	1.25	1.00	1.08	1.08	1.00	1.24	-	-	-	-	-
Flash Light.....	No	5.67	6.67	6.33	7.33	7.00	7.00	7.17	7.83	6.88	7.17	6.67	8.00	7.00	7.21
Electric Bulb Philips(40/60 Watt).....	No	2.33	2.50	2.50	2.83	3.00	2.50	2.00	2.50	2.52	2.50	2.50	2.50	2.50	2.50
HOUSEHOLD OPERATION															
Hard Soap (Local).....	200gm	2.00	3.00	-	2.54	1.93	2.28	-	2.27	2.34	2.00	2.20	2.22	2.00	2.11
Hard Soap (Imported).....	200gm	2.58	2.50	2.53	2.40	2.40	2.70	2.03	2.40	2.43	1.97	2.20	2.00	2.50	2.17
Detergent (Omo).....	50gm	.63	1.00	.67	.71	.97	.99	-	.67	.81	1.03	.63	1.00	-	.89
Incense.....	Kg	15.33	9.00	9.72	22.67	11.67	11.11	20.83	19.33	14.96	4.00	17.00	7.64	6.67	8.83
Sandal Wood.....	No	.25	.25	.25	.25	.25	.25	.25	.25	.25	.25	.25	.25	.25	.25
Toilet Paper (Mamko).....	Roll	3.08	3.00	3.00	3.00	3.50	3.08	3.07	3.25	3.12	3.00	3.00	3.00	2.50	2.88
DRY CLEANING															
Dry Cleaning (Suit Men).....	No	-	-	-	-	16.50	-	-	16.00	16.20	-	-	-	-	-

Table 1 Group 1 :- (Cont'd) Average Retail Price of Goods and Services by Region and Selected Market Places

May
Ginbot 2002
1994

ITEM	UNIT	R E G I O N A N D M A R K E T P L A C E S													
		T I G R A Y									A F A R				
		Enda- silase	Enda- baguna	Adwa	Axum	Adigrat	Wukiro	Maye- chew	Mekelle	TIGRAY AVERAGE	Ayisaeta	Dubti	Meika Werer	Awash Sebat killo	AFAR AVERAGE
P R I C E I N B I R R															
DOMESTIC SERVICE															
Maid Servant.....	Month	41.67	25.00	46.67	40.00	53.33	31.67	26.67	50.00	39.38	60.00	53.33	48.33	46.67	57.08
Unskilled Service (Daily Laborer)....	Day	8.00	8.33	10.00	7.67	10.00	10.00	7.00	7.67	8.58	7.33	8.00	7.00	7.67	7.50
Salary for Guard	Month	-	-	-	-	-	-	-	-	-	46.67	-	73.33	66.67	62.22
MEDICAL CARE															
Ampicillin(250 mg) Local.....	56 Caps	21.47	22.40	18.67	18.67	15.87	11.20	16.80	19.60	18.27	25.20	16.80	15.40	18.50	18.71
Dichlorophine(500 mg) Local.....	6 Pills	-	-	-	-	1.50	-	-	1.63	1.60	-	-	2.00	-	2.00
Tetracycline(250mg) Local.....	56 Caps	13.07	13.07	9.33	10.27	8.40	8.40	10.27	10.27	10.39	10.27	11.20	8.67	10.17	10.20
Penicillin Injection(4 Mu. Local). ..	Bottle	4.50	4.50	3.17	4.17	3.37	3.67	4.95	3.83	3.95	4.25	4.00	3.33	4.00	3.85
Chloramphenicol(250mg) Local.....	56 Caps	22.40	-	11.20	16.80	12.60	-	-	14.00	15.78	15.87	16.80	-	18.50	17.13
Dipron(500mg) Local.....	20 Pills	-	4.00	-	-	-	2.00	-	3.00	3.00	-	-	-	-	-
Cough Syrup (Berantine) Local.....	125cc	9.67	-	8.00	7.83	-	-	8.60	7.33	8.31	8.00	-	-	-	8.00
Bactrim(480mg) Local.....	30 Pills	13.00	-	9.00	6.00	-	-	-	6.50	9.19	6.75	9.00	9.00	8.50	8.40
Vermox(100mg) Local.....	12 Pills	3.33	-	3.00	-	1.20	1.80	-	-	2.45	3.00	-	1.86	3.83	3.04
Mezel(250mg) Local.....	30 Caps	6.50	7.00	5.50	5.50	5.00	4.50	5.00	5.00	5.52	6.00	6.00	4.76	5.83	5.65
Asprin (300 mg) Local.....	20 Pills	2.00	3.67	1.80	2.00	1.33	1.00	1.67	2.00	1.95	3.00	4.00	2.00	2.00	2.75
OTHER MEDICAL EXPENSES															
Doctor's Fee (Government).....	per visit	.50	.50	.50	.50	2.00	.50	2.00	.50	.73	1.00	1.00	1.00	1.00	1.00
Doctor's Fee (Private).....	per visit	10.00	-	-	12.50	15.00	-	-	15.00	13.33	10.00	10.00	-	5.00	8.75
Injection (Service Charge).....	Once	.50	-	-	1.00	.50	.50	1.00	1.00	.73	-	-	-	.50	.50
Laboratory Test Fee (Private).....	Once	5.00	-	5.00	4.00	5.00	5.00	-	5.00	4.83	5.00	4.33	-	10.00	5.50
Bed Charge (gov.).....	per day	1.00	-	2.00	2.50	2.00	1.00	1.00	1.00	1.50	-	5.00	-	-	5.00

Table 1 Group 1 :- (Cont'd) Average Retail Price of Goods and Services by Region and Selected Market Places

May
Ginbot 2002
1994

ITEM	UNIT	R E G I O N A N D M A R K E T P L A C E S												AFAR AVERAGE	
		T I G R A Y								A F A R					
		Enda- silase	Enda- baguna	Adwa	Axum	Adigrat	Wukiro	Maye- chew	Mekelle	TIGRAY AVERAGE	Ayisaeta	Dubti	Melka Werer		Awash Sebat killo
P R I C E I N B I R R															
TRANSPORT AND COMMUNICATION															
TRANSPORT															
Benzene.....	Lt	4.48	-	4.44	4.45	4.39	4.36	-	4.30	4.40	5.00	-	5.00	4.21	4.61
Motor Oil (Mobil).....	Lt	19.92	-	19.83	19.00	19.50	-	-	19.25	19.58	20.00	-	16.00	19.25	18.96
Car Washing and Greasing.....	No	-	-	60.00	30.00	40.00	-	-	25.00	34.17	50.00	-	-	-	50.00
Bus Fare (per km).....	Tarif	.11	-	.11	.12	-	.11	.11	.11	.11	-	.11	.11	.08	.10
Bus Fare (within Town)	Trip	-	-	-	-	-	-	-	.60	.60	-	-	-	-	-
Taxi Fare	Trip	-	-	1.00	.67	1.00	2.00	-	.70	1.08	-	-	-	-	-
Air Plane (To Addis Ababa)	Trip	511.00	-	-	470.00	-	-	-	452.00	477.67	-	-	-	-	-
Animal Transport fare.....	Trip	-	30.00	-	-	-	-	-	-	30.00	-	-	-	-	-
Cart Fare.....	Trip	9.00	-	-	1.33	1.00	-	-	1.83	2.77	1.00	1.67	1.00	1.00	1.20
Train Fare	Trip	-	-	-	-	-	-	-	-	-	-	-	-	17.00	17.00
Service Charge (Motor oil change)...	Once	-	-	-	-	-	-	-	-	-	150.00	-	-	-	150.00
COMMUNICATION															
Telephone Charge (with town).....	Period	.20	-	.20	.20	-	-	.20	-	.20	-	-	-	-	-
Telephone Charge to Addis Ababa....	Period	4.25	4.25	4.25	4.25	3.75	4.25	3.75	3.40	4.02	2.75	2.70	1.65	1.65	2.19
Telephone Line Installation Charge..	Once	355.75	-	355.75	355.75	355.75	-	355.75	355.75	355.75	355.00	255.75	-	-	305.38
ENTERTAINMENT AND EDUCATION															
EQUIPMENT AND ACCESSORIES															
T.V. Set Philips 21 inch(Colored).....	No	-	-	3600.00	3175.00	-	-	-	3633.33	3535.00	-	-	-	2783.33	2783.33
Cassette Recorded Original(Local Music)No	11.67	-	-	-	13.00	12.00	-	12.00	12.00	12.14	13.00	13.00	13.00	12.33	12.83
Radio Set Philips 3 Band.....	No	-	-	252.50	150.00	135.00	-	-	-	176.67	190.00	-	-	130.00	145.00
Tape Recorder National (2 Speaker)....	No	-	-	300.00	-	293.33	-	-	276.67	288.75	-	-	-	426.67	426.67
Expense for Photograph(Passport size)4Pho	4.00	5.00	4.00	4.00	4.00	4.00	4.00	4.00	4.00	4.13	4.00	4.00	5.00	4.00	4.11

Table 1 Group 1 :- (Cont'd) Average Retail Price of Goods and Services by Region and Selected Market Places

May
Ginbot 2002
1994

ITEM	UNIT	R E G I O N A N D M A R K E T P L A C E S													
		T I G R A Y								A F A R				AFAR AVERAGE	
		Enda- silase	Enda- baguna	Adwa	Axum	Adigrat	Wukiro	Maye- chew	Mekelle	TIGRAY AVERAGE	Ayisaeta	Dubti	Meika Werer		Awash Sebat killo
		P R I C E I N B I R R													
Newspaper (Addis Zemen).....	No	.50	-	.50	-	.50	-	-	.50	.50	-	-	-	.50	.50
Theater Entrance Fee	Once	-	-	-	-	-	-	-	-	-	-	-	-	-	-
EDUCATION															
Exercise Book (50 Leaves) Local.....	No	2.17	1.83	2.00	1.38	2.00	2.33	2.00	1.80	1.97	2.00	1.97	2.00	1.25	1.77
Pencil (China).....	No	.25	.25	.25	.25	.25	.25	.20	.25	.24	.22	.27	.25	.25	.25
Ball Point-Bic England.....	No	1.25	1.00	1.25	1.25	1.25	1.12	1.00	1.25	1.17	1.00	1.25	1.00	1.17	1.10
Day School Fee-Public(Grade 7 & 8)..Month	-	-	-	-	-	-	-	-	-	-	-	-	-	-	-
Day School Fee-Private(Grade 9-12)..Month	-	-	-	-	-	-	-	-	100.00	100.00	-	-	-	-	-
Night School Fee-Government(Gr.9-12)Month	-	-	-	20.00	25.00	26.67	25.00	30.00	28.13	26.25	30.50	32.66	26.00	-	29.72
School Uniform Fee	No	-	-	56.00	60.00	-	75.00	-	67.50	65.78	-	-	-	-	-
Night School Fee-Private(Grade9-12)..Month	-	-	-	-	-	-	-	-	-	-	-	-	-	-	-
PERSONAL CARE AND EFFECTS															
PERSONAL CARE															
Lux Toilet Soap.....	90gm	2.25	2.25	2.25	2.25	2.25	2.70	2.10	2.25	2.29	2.25	2.25	2.25	-	2.25
Blade-TOPAZ.....	No	.25	.25	.25	.25	.25	.25	.25	.25	.25	.25	.32	.25	.25	.27
Hair Dressing (Traditional).....	No	3.00	3.33	2.67	1.33	4.00	2.67	2.33	3.00	2.79	1.83	-	2.00	3.00	2.88
Hair Dressing (Modern).....	No	8.67	-	5.00	7.33	6.00	6.00	7.00	6.33	6.60	8.00	-	10.00	10.00	9.14
Barbery (Mens Hair Cut).....	No	3.00	2.33	3.00	4.00	4.33	3.00	3.00	4.00	3.33	3.33	3.33	3.00	3.33	3.25
Paraffin Hair Oil.....	330cc	8.00	8.80	9.78	7.83	8.00	8.71	7.17	8.00	8.29	7.83	8.00	8.00	8.25	8.02
Zenith Hair Oil.....	330cc	-	7.58	8.74	7.67	8.00	6.00	6.80	8.00	7.54	7.83	7.75	8.00	7.70	7.82
Shaving Machine (medium)	No	-	-	-	-	-	-	-	-	-	-	-	-	-	-
Perfume	CC	24.67	-	25.67	-	21.34	24.00	29.00	19.67	23.92	20.33	17.50	36.00	27.00	25.21
PERSONAL EFFECTS															
Umbrella-Men Medium (Local).....	No	25.50	19.33	19.67	20.00	-	21.33	32.67	-	22.94	24.00	-	25.33	24.67	24.75

Table 1 Group 1 :-(Cont'd) Average Retail Price of Goods and Services by Region and Selected Market Places

May
Ginbot 2002
1994

ITEM	UNIT	R E G I O N A N D M A R K E T P L A C E S													
		T I G R A Y								A F A R				AFAR AVERAGE	
		Enda- silase	Enda- baguna	Adwa	Axum	Adigrat	Wukiro	Maye- chew	Mekelle	TIGRAY AVERAGE	Ayisaeta	Dubti	Melka Werer		Awash Sebat killo
P R I C E I N B I R R															
Umbrella-Women Medium (Imported).....	No	19.00	14.67	21.67	20.67	20.67	23.00	-	20.67	20.10	22.67	21.00	22.33	15.33	20.33
Hand Bag (Imported Synthetic).....	No	67.50	-	-	-	-	-	-	110.00	93.00	-	-	-	-	-
Belt (Local) Machine Made.....	No	-	11.83	-	-	7.33	9.00	-	-	9.39	13.00	-	6.67	8.33	9.33
Belt (Local) Hand Made.....	No	-	-	-	-	-	-	-	3.75	3.75	3.83	-	2.83	-	3.33
JEWELLERY															
Seiko-21 Jewels Automatic (Men).....	No	-	-	270.00	-	-	-	-	400.00	335.00	-	-	-	-	-
Seiko-21 Jewels Automatic (Women).....	No	-	-	-	-	-	-	-	-	-	-	-	-	-	-
Earrings (4gm 18 carat Local).....	Pair	320.00	-	300.00	340.00	320.00	-	320.00	320.00	320.00	320.00	-	-	-	320.00
Neck Laces (6gm 21 carat Imported)....	No	540.00	-	540.00	570.00	540.00	540.00	-	570.00	551.25	620.00	-	-	-	620.00
Rings (4gm 18 carat Local).....	No	320.00	-	300.00	340.00	320.00	-	320.00	320.00	320.00	320.00	-	-	-	320.00
Bracelet 20gm (18 carat Local).....	No	1600.00	-	1600.00	1666.67	1600.00	-	-	1600.00	1616.67	1600.00	-	-	-	1600.00
LIVESTOCK AND DRAUGHT ANIMALS															
LIVESTOCK															
Sheep (10-15Kg).....	No	60.00	100.00	216.67	145.00	136.67	105.00	70.00	120.00	119.17	43.00	52.67	40.00	63.33	49.75
Goat (10-15Kg).....	No	64.00	90.00	178.33	110.00	120.00	75.00	51.67	91.67	97.58	37.33	46.67	37.00	56.00	44.25
Heifer (2-4 Years).....	No	613.33	916.67	880.00	1150.00	616.67	906.67	483.33	643.33	766.82	280.00	-	437.50	-	343.00
Cow (4 Years and Above).....	No	500.00	946.67	720.00	1050.00	850.00	606.67	753.33	670.00	762.08	605.00	-	543.33	-	574.17
Bull (2-4 Years).....	No	683.33	1033.33	-	1020.00	700.00	936.67	400.00	650.00	796.09	306.67	-	338.33	-	322.50
Ox (4 Years and Above).....	No	933.33	900.00	963.33	1156.67	966.67	670.00	976.67	1050.00	952.08	565.00	-	600.00	-	582.50
Hen (Indigenous).....	No	9.00	10.33	11.00	9.17	13.00	10.50	5.50	11.67	10.02	10.33	13.00	7.67	6.33	9.33
Cock (Indigenous).....	No	12.00	10.33	12.33	10.33	14.33	13.00	8.33	15.00	11.96	13.67	14.00	11.33	9.33	12.08
DRAUGHT ANIMALS															
Donkey.....	No	256.67	350.00	240.00	260.00	243.33	303.33	213.33	395.00	289.17	306.67	-	410.00	-	358.33
Horse.....	No	-	-	-	-	900.00	873.33	-	703.33	825.56	-	-	-	-	-

Table 1 Group 1 :- (Cont'd) Average Retail Price of Goods and Services by Region and Selected Market Places

May
Ginbot 2002
1994

ITEM	UNIT	R E G I O N A N D M A R K E T P L A C E S													
		T I G R A Y								A F A R				AFAR AVERAGE	
		Enda- silase	Enda- baguna	Adwa	Axum	Adigrat	Wukiro	Maye- chew	Mekelle	TIGRAY AVERAGE	Ayisaeta	Dubti	Melka Wener		Awash Sebat killo
P R I C E I N B I R R															
Mule.....	No	-	1200.00	-	-	766.67	960.00	-	906.67	910.00	-	-	-	-	
FARM EQUIPMENT (INDUSTRIAL PRODUCT)															
Sickel.....	No	-	15.33	-	10.50	6.67	7.17	12.33	7.50	9.88	9.67	12.00	12.33	15.25	12.06
Pick Axe ('Doma').....	No	12.33	17.00	-	11.50	24.33	14.00	14.33	19.67	16.40	-	-	16.33	17.50	16.92
'Gejera'.....	No	17.33	-	-	-	-	-	5.00	-	11.17	-	-	16.67	12.67	14.67
FARM EQUIPMENT (HAND MADE)															
'Mofer'.....	No	-	-	17.00	19.00	31.67	-	11.00	-	20.45	-	-	-	-	-
'Kember'.....	No	-	-	24.67	-	-	-	-	45.00	34.83	-	-	-	-	-
'Digr'.....	No	-	-	5.00	4.50	5.00	-	4.00	2.83	4.23	-	-	-	-	-
Plough.....	No	24.67	25.67	39.67	32.50	30.00	32.33	24.33	31.67	30.00	9.67	-	-	-	9.67
Sickel.....	No	-	5.00	-	4.00	5.00	5.00	3.17	4.00	4.41	3.83	-	2.83	-	3.33
'Wegel'.....	No	5.17	5.00	5.00	6.50	5.00	4.00	4.00	6.50	5.07	6.33	-	-	-	6.33
'Erfe'.....	No	-	-	3.33	6.00	8.00	-	3.75	11.00	6.61	-	-	-	-	-
MISCELLANEOUS GOODS AND SERVICES															
Coffin (Medium Quality).....	No	500.00	-	-	-	500.00	-	-	500.00	500.00	-	-	-	-	-
Charge for Money order	Once	11.03	-	11.03	11.03	11.58	11.03	11.03	10.74	11.10	11.03	11.03	-	3.00	8.35
Charge for Visa (for person).....	No	-	-	-	-	-	-	-	-	-	-	-	-	-	-

Table 2 Group 1 :- Average Retail Price of Goods and Services by Region and Selected Market Places

June
Sene 2002
1994

ITEM	UNIT	R E G I O N A N D M A R K E T P L A C E S												
		T I G R A Y								A F A R				AFAR AVERAGE
		Enda- silase	Enda- baguna	Adwa	Axum	Adigrat	Wukiro	Mai- chew	Mekelle	TIGRAY AVERAGE	Ayisaeta	Dubti	Melka Werers	

P R I C E I N B I R R

CEREALS UNMILLED

'Teff' White	Kg	2.43	1.81	2.40	2.69	2.73	2.77	2.10	2.57	2.44	2.33	2.42	2.65	2.48	2.48
'Teff' Mixed.....	Kg	2.03	1.66	2.47	2.47	2.27	2.23	1.82	2.17	2.14	2.05	1.97	2.35	1.83	2.05
'Teff' Black (Red).....	Kg	1.73	1.35	2.41	2.16	2.10	2.07	1.74	2.07	1.95	-	-	1.73	1.40	1.57
Wheat White.....	Kg	2.62	2.60	1.91	2.13	1.79	2.30	1.60	2.07	2.13	2.00	1.50	2.00	1.67	1.77
Wheat Mixed.....	Kg	-	-	2.00	-	-	-	-	-	2.00	1.37	-	-	-	1.37
Wheat Black.....	Kg	-	-	-	-	1.71	2.91	1.75	-	2.12	-	-	-	-	-
Barley White.....	Kg	2.23	2.40	2.64	2.35	1.57	2.24	1.68	2.07	2.15	2.00	1.47	1.47	1.45	1.56
Barley Mixed.....	Kg	2.15	1.86	-	-	-	-	1.55	-	1.85	1.78	-	-	-	1.78
Barley Black.....	Kg	-	-	-	-	2.10	2.31	-	2.01	2.14	-	-	-	1.23	1.23
Barley for Beer.....	Kg	-	-	-	-	-	-	-	-	-	2.00	1.47	1.37	1.40	1.52
Maize.....	Kg	1.14	.93	1.47	1.67	1.56	1.60	1.20	1.59	1.39	1.22	1.27	1.03	1.15	1.17
Durrah.....	Kg	-	.92	1.53	-	-	1.69	1.43	-	1.39	2.00	2.00	-	-	2.00
Sorghum Yellow.....	Kg	1.40	.90	1.76	1.47	-	-	1.37	1.85	1.46	-	1.40	-	-	1.40
Sorghum White.....	Kg	1.58	.96	-	1.50	1.04	-	-	-	1.27	-	-	1.16	1.30	1.23
Sorghum Red.....	Kg	-	.90	-	1.65	-	-	1.29	1.86	1.43	-	-	.87	1.13	1.00
African Millet.....	Kg	1.19	1.33	2.08	1.63	1.98	2.12	-	1.80	1.73	-	-	-	-	-
Rice.....	Kg	5.00	6.00	5.33	5.00	6.00	6.00	5.00	6.00	5.54	4.33	5.00	5.00	4.33	4.67
Oats.....	Kg	-	-	-	5.00	-	-	-	-	5.00	2.88	-	2.50	3.33	2.91
Hulled Barley.....	Kg	-	-	4.52	3.74	-	-	-	-	4.05	-	-	-	-	-

CEREALS MILLED

'Teff' White.....	Kg	-	-	-	-	-	-	-	-	-	2.70	2.73	2.80	-	2.74
'Teff' Mixed.....	Kg	-	-	-	-	-	2.76	-	2.73	2.74	2.28	2.30	2.52	-	2.37
'Teff' Black (Red).....	Kg	-	-	-	-	-	-	-	2.80	2.80	-	-	1.98	-	1.98
Wheat White.....	Kg	-	-	-	-	-	2.78	-	-	2.78	-	2.00	2.15	-	2.08
Wheat Mixed.....	Kg	-	-	-	-	1.55	-	1.23	-	1.39	-	-	-	-	-
Barley White.....	Kg	-	-	-	-	-	-	-	-	-	-	-	-	-	-

Table 2 Group 1 :- (Cont'd) Average Retail Price of Goods and Services by Region and Selected Market Places

June 2002
Sene 1994

ITEM	UNIT	R E G I O N A N D M A R K E T P L A C E S												
		T I G R A Y								A F A R				AFAR AVERAGE
		Enda- silase	Enda- baguna	Adwa	Axum	Adigrat	Wukiro	Mai- chew	Mekelle	TIGRAY AVERAGE	Ayisaeta	Dubti	Melka Werers	
P R I C E I N B I R R														
Barley Mixed.....	Kg	-	-	-	-	-	-	1.23	-	1.23	-	-	-	-
Maize.....	Kg	-	-	-	-	-	1.83	1.25	1.89	1.68	1.25	-	1.23	1.43
Oats.....	Kg	-	-	5.00	5.83	6.00	5.83	5.00	5.00	5.44	-	-	5.00	-
Sorghum.....	Kg	-	-	-	-	-	-	-	-	-	-	1.57	-	-
Durrah.....	Kg	-	-	-	-	-	-	-	-	-	-	-	-	1.57
'Furno Duket' Locally Processed..	Kg	3.00	3.00	3.17	3.17	2.40	2.94	-	3.80	3.14	2.25	2.50	2.50	-
PULSES UNMILLED														
Horse Beans.....	Kg	1.70	1.78	2.38	2.35	1.88	1.98	1.27	1.98	1.92	2.00	1.67	1.43	1.67
Peas White.....	Kg	-	-	3.03	-	2.18	-	1.60	-	2.05	-	-	-	-
Peas Black.....	Kg	-	-	-	-	-	2.29	-	-	2.29	-	-	1.33	2.00
Peas Mixed.....	Kg	-	-	-	2.33	-	-	1.54	2.46	2.11	2.50	1.53	-	-
Soya Beans.....	Kg	-	1.71	-	-	-	-	-	-	1.71	-	-	-	-
Chick Peas.....	Kg	2.27	1.79	3.10	2.89	2.18	2.12	1.50	1.98	2.23	2.50	1.97	2.00	2.62
Lentils.....	Kg	-	3.45	3.89	3.52	2.06	2.46	1.95	3.00	2.91	2.92	2.83	2.50	2.55
Haricot Beans.....	Kg	-	-	-	-	-	-	-	-	-	-	-	1.57	1.75
Lima Beans.....	Kg	-	1.39	-	1.65	-	-	-	-	1.52	-	-	-	-
Vetch.....	Kg	.88	-	1.36	1.81	1.35	2.08	1.49	1.80	1.54	-	1.18	1.18	1.32
Fenugreek.....	Kg	8.24	4.07	10.09	8.39	6.17	4.01	4.15	4.57	6.30	4.83	6.00	4.00	4.00
PULSES MILLED OR SPLIT														
Horse Beans Milled.....	Kg	-	-	-	-	-	-	-	-	-	-	4.00	-	-
Peas Milled.....	Kg	-	-	-	-	4.67	4.55	-	-	4.64	-	-	-	-
Chick Peas Milled.....	Kg	-	6.23	-	-	-	-	-	-	6.23	-	-	-	-
Mixed Pulses Milled.....	Kg	4.00	-	5.12	4.83	-	4.19	6.74	-	4.85	3.00	4.00	-	2.33
Vetch Milled.....	Kg	-	-	-	-	4.00	4.26	-	3.46	3.82	-	3.83	2.61	2.00
Peas Split.....	Kg	3.50	-	4.71	-	4.33	-	-	3.85	4.12	2.78	3.00	3.50	3.83
Peas Split(Roasted).....	Kg	-	-	-	-	-	3.85	-	4.60	4.22	-	-	-	-

Table 2 Group 1 :-(Cont'd) Average Retail Price of Goods and Services by Region and Selected Market Places

June
Sene 2002
1994

ITEM	UNIT	R E G I O N A N D M A R K E T P L A C E S													
		T I G R A Y								TIGRAY AVERAGE	A F A R				AFAR AVERAGE
		Enda- silase	Enda- baguna	Adwa	Axum	Adigrat	Wukiro	Mai- chew	Mekelle		Ayisaeta	Dubti	Melka Werers	Awash Sebat killo	
P R I C E I N B I R R															
Horse Beans Split(Roasted).....	Kg	-	2.05	-	3.89	-	-	-	-	2.97	-	-	-	-	-
Lentils Split.....	Kg	4.00	2.21	5.49	6.32	3.83	4.92	5.00	3.89	4.46	3.42	3.90	3.50	3.92	3.68
Vetch Split(Roasted).....	Kg	-	-	-	-	-	4.02	-	2.86	3.44	-	-	-	-	-
Chick Peas Split(Roasted).....	Kg	-	-	-	5.61	-	-	-	4.67	5.04	-	-	-	-	-
Fenugreek Milled.....	Kg	-	8.00	16.12	9.50	13.00	11.00	-	9.67	11.52	-	8.00	-	-	8.00
OIL SEEDS															
Niger Seed.....	Kg	-	2.34	2.98	-	-	3.85	-	4.26	3.26	5.00	3.92	4.00	4.25	4.29
Linseed White.....	Kg	-	-	-	-	-	-	-	-	-	-	-	-	-	-
Linseed Black.....	Kg	2.30	-	3.66	2.62	2.74	2.92	2.53	2.85	2.80	3.75	3.83	4.00	4.33	4.00
Sesame Seed.....	Kg	3.24	2.20	-	4.77	-	4.63	-	3.85	3.62	3.08	3.83	4.00	5.17	4.02
Sunflower.....	Kg	3.71	2.73	2.11	2.31	-	-	1.92	2.40	2.53	3.75	3.17	3.00	3.83	3.44
Castor Beans.....	Kg	2.70	1.56	2.34	3.27	1.88	3.41	4.19	-	2.76	-	-	-	-	-
Rape Seed.....	Kg	2.27	-	2.50	2.58	2.78	3.62	-	3.51	2.80	3.83	3.67	2.83	4.83	3.79
Ground Nut Shelled.....	Kg	3.67	6.75	6.00	6.25	4.00	5.17	6.00	3.00	4.98	5.00	5.50	5.00	4.58	5.02
PREPARED CEREAL PRODUCTS															
Spaghetti (Local) Without Egg....	Kg	7.00	7.00	7.67	8.00	7.00	7.33	7.00	7.00	7.25	7.00	7.00	4.50	6.83	6.33
Pastini.....	Kg	10.00	-	9.67	8.00	10.67	-	10.00	8.00	9.39	9.00	8.67	9.33	8.00	8.73
Macaroni (Local) Without Egg....	Kg	5.67	5.50	6.00	5.83	6.00	6.00	5.92	6.00	5.86	5.00	5.67	5.00	4.50	5.04
'Fafa' Flour.....	kg	-	-	-	-	-	-	-	-	-	-	-	-	-	-
'Dube' Flour.....	kg	-	6.00	6.50	6.42	6.00	7.25	-	6.00	6.28	-	-	-	2.50	2.50
BREAD AND OTHER PREPARED FOODS															
'Enjera' ('Teff' Mixed).....	325gm	.79	.79	.78	.65	.64	.77	1.96	.68	.88	1.05	.77	.71	.68	.81
'Dabo' (Traditional Ambasha)..	350gm	.39	.58	.50	.52	1.89	.97	.44	-	.76	-	.70	.56	1.20	.82
'Dabo' (Traditional Sheleto)..	350gm	-	-	-	-	.50	-	-	-	.50	-	-	-	3.63	3.63

Table 2 Group 1 :- (Cont'd) Average Retail Price of Goods and Services by Region and Selected Market Places

June
Sete 2002
1994

ITEM	UNIT	R E G I O N A N D M A R K E T P L A C E S													
		T I G R A Y								TIGRAY AVERAGE	A F A R				AFAR AVERAGE
		Enda- silase	Enda- baguna	Adwa	Axum	Adigrat	Wukiro	Mai- chew	Mekelle		Ayisaeta	Dubti	Melka Werers	Awash Sebat killo	
P R I C E I N B I R R															
Bread Wheat (Bakery).....	350gm	-	.97	1.65	1.14	1.20	1.65	1.14	1.17	1.29	1.17	1.14	1.65	1.88	1.46
Biscuits	150gm	1.00	3.07	1.45	1.88	3.11	3.11	2.73	3.41	2.47	2.73	3.41	2.73	2.73	2.90
MEAT															
Beef	Kg	18.00	-	14.00	16.67	14.00	14.00	14.00	14.00	15.00	-	-	14.00	12.33	13.17
Camel Meat	Kg	-	-	-	-	-	-	-	-	-	-	-	-	-	-
FISH AND FISH PRODUCTS															
Fish Fresh.....	Kg	-	-	-	-	-	-	-	-	-	-	-	-	-	-
Sardines (Imported).....	125gm	-	-	6.33	6.50	9.62	-	-	6.00	7.11	5.83	-	6.00	5.67	5.78
DIARY PRODUCTS AND EGG															
Cow Milk (Unpasteurized).....	Lt	3.00	-	3.00	3.33	2.50	3.00	2.50	2.78	2.89	3.03	3.50	3.26	4.84	3.66
Cow Milk (pasteurized).....	Lt	-	-	-	-	-	-	-	-	-	-	-	-	-	-
Camel Milk.....	Lt	-	-	-	-	-	-	-	-	-	-	-	-	-	-
Goat Milk.....	Lt	-	-	-	-	-	-	-	-	-	-	-	-	-	-
Powdered Milk (Edget).....	450gm	-	-	-	-	-	-	-	-	-	-	-	-	-	-
Yoghurt (Traditional).....	Lt	-	-	-	-	7.76	7.50	5.28	7.41	6.99	4.55	8.00	4.33	6.46	5.83
Cheese Cottage.....	Kg	-	-	-	-	-	-	-	-	-	-	-	6.12	8.70	6.77
Egg (Traditional).....	Dozen	5.20	3.60	4.27	4.53	4.00	4.00	3.75	4.00	4.15	4.53	4.80	4.00	4.80	4.53
OILS AND FATS															
Butter Unrefined.....	Kg	-	26.67	-	-	40.07	40.04	-	-	35.59	28.00	23.67	24.00	24.00	24.70
Cooking Oil (Imported).....	Lt	10.88	-	9.67	9.08	12.07	12.39	12.00	15.00	11.62	10.33	10.56	10.11	9.22	10.06
Cooking Oil (Local).....	Lt	9.00	11.67	9.28	12.12	-	-	-	-	10.52	-	-	8.83	8.83	8.83

Table 2 Group 1 :-(Cont'd) Average Retail Price of Goods and Services by Region and Selected Market Places

June
Sene 2002
1994

ITEM	UNIT	R E G I O N A N D M A R K E T P L A C E S												AFAR AVERAGE
		T I G R A Y								A F A R				
		Enda- silase	Enda- baguna	Adwa	Axum	Adigrat	Wukiro	Mai- chew	Mekelle	TIGRAY AVERAGE	Ayisaeta	Dubti	Melka Werers	

P R I C E I N B I R R

VEGETABLES AND FRUITS
VEGETABLES (FRESH)

Ethiopian Kale.....	Kg	-	-	.87	-	.59	.58	-	-	.75	1.25	1.67	.89	-	1.27
Cabbage.....	Kg	2.00	2.50	2.16	.89	.82	.72	.72	.89	1.34	.95	1.36	1.31	-	1.20
Lettuce.....	Kg	1.29	2.50	1.58	2.69	2.33	2.08	-	.97	1.89	2.64	3.58	-	-	3.11
Spinach.....	Kg	1.18	1.67	.86	.56	.68	.73	.47	.60	.82	1.27	1.34	-	-	1.30
Carrot.....	Kg	2.00	-	1.67	2.00	1.00	.96	1.01	1.21	1.41	1.92	2.42	3.16	2.92	2.60
Tomatoes.....	Kg	2.00	3.00	2.00	2.00	2.00	-	2.16	1.50	2.05	2.00	2.67	1.42	1.42	1.88
Onions.....	Kg	.92	1.75	2.17	1.50	2.00	1.42	2.96	1.50	1.78	2.33	2.33	3.08	2.00	2.44
Garlics.....	Kg	8.00	-	7.13	7.22	9.67	9.33	7.09	8.00	8.06	9.67	10.00	8.12	9.83	9.40
Leaks.....	Kg	-	-	3.33	-	-	-	-	-	3.33	-	-	-	1.00	1.00
Pepper Green.....	Kg	5.17	5.63	4.72	6.02	4.83	2.87	1.93	3.62	4.29	5.67	-	9.47	7.01	7.38
Pumpkin.....	Kg	-	-	-	-	-	-	.83	-	.83	-	-	-	-	-
Green Peas.....	Kg	-	-	-	-	-	-	-	-	-	-	-	-	-	-
Beet Root.....	Kg	3.33	-	1.67	4.90	1.87	2.26	1.39	1.50	2.42	1.42	2.00	1.63	1.00	1.51
Cauliflower.....	Kg	-	-	-	-	-	-	-	-	-	-	-	-	-	-

FRUITS FRESH

Banana.....	Kg	3.50	2.00	3.50	3.50	3.00	3.00	3.00	3.00	3.16	3.50	-	1.63	2.00	2.24
Orange.....	Kg	4.00	-	4.00	4.00	4.00	3.00	3.52	3.00	3.65	4.00	-	-	2.50	3.25
Lemon.....	Kg	7.54	5.42	1.63	1.40	2.50	4.10	2.64	4.44	3.71	3.06	8.45	4.67	1.42	4.03
Tangerine.....	Kg	-	-	-	-	-	-	-	-	-	-	-	-	1.67	1.67
Papaya.....	Kg	1.91	2.71	-	3.25	-	-	1.80	3.50	2.44	1.32	-	-	-	1.32
Grapes.....	Kg	-	-	-	-	-	4.33	-	-	4.33	-	-	-	-	-
Avocado.....	Kg	-	-	4.00	-	-	-	-	4.00	4.00	-	-	-	-	-
Mango.....	Kg	-	-	4.00	-	3.83	-	3.50	3.00	3.55	5.00	5.00	1.67	2.58	3.56
Cactus.....	Kg	-	-	1.12	-	.87	.47	-	1.02	.87	-	-	-	-	-

Table 2 Group 1 :- (Cont'd) Average Retail Price of Goods and Services by Region and Selected Market Places

June
Sene 2002
1994

ITEM	UNIT	R E G I O N A N D M A R K E T P L A C E S												AFAR AVERAGE	
		T I G R A Y								A F A R					
		Enda- silase	Enda- baguna	Adwa	Axum	Adigrat	Wukiro	Mai- chew	Mekelle	TIGRAY AVERAGE	Ayisaeta	Dubti	Meika Weners		Awash Sebet killo
P R I C E I N B I R R															
SPICES															
Pepper Whole.....	Kg	6.00	7.32	6.33	10.00	5.00	7.00	10.17	7.33	7.39	7.00	6.67	5.00	4.83	5.65
Black Pepper(Local).....	Kg	20.00	-	-	-	-	-	-	-	20.00	-	-	-	-	-
Long Pepper(Local).....	Kg	12.67	-	12.67	12.33	14.00	21.33	8.49	12.67	13.45	-	-	13.33	10.00	11.67
White Cumin(Bishop's Weed)Local..	Kg	3.33	4.00	3.33	3.67	5.33	7.55	10.53	3.83	5.20	6.50	6.33	6.33	6.17	6.33
Black Cumin(Local).....	Kg	4.33	-	7.33	7.00	5.33	7.17	-	5.00	5.96	8.33	-	7.67	5.83	7.28
Ginger Dry(Local).....	Kg	3.00	4.00	3.67	3.33	5.00	5.08	4.30	4.33	4.09	5.33	9.00	4.00	4.17	5.63
Ginger Wet(Local).....	Kg	2.67	-	-	3.67	-	-	2.38	2.83	2.89	2.83	-	2.00	1.50	2.11
Cloves(Imported).....	Kg	-	-	-	105.00	60.00	-	-	100.00	95.00	-	100.00	100.00	100.00	100.00
Cinnamon(Imported).....	Kg	29.67	32.00	25.00	32.50	-	-	-	24.33	28.15	30.00	33.33	25.33	25.33	28.20
Cardamon(Local).....	Kg	34.00	34.50	36.67	35.33	40.00	28.33	27.78	40.00	34.58	40.00	-	40.00	34.00	37.43
Tumeric Flour(Local).....	Kg	4.00	8.00	-	5.00	4.00	6.00	3.50	3.50	4.70	4.50	5.50	5.00	4.00	4.75
Chillies Whole.....	Kg	5.83	6.67	-	10.67	-	-	-	-	7.86	3.26	-	10.33	9.83	7.81
Basil Dry.....	Kg	7.50	-	5.50	-	10.24	-	12.74	8.67	9.17	10.00	-	8.67	8.25	8.84
POTATOES, OTHER TUBERS AND STEMS															
Potato.....	Kg	2.00	2.00	2.00	2.17	1.83	1.67	1.39	2.33	1.93	2.00	2.00	1.12	1.00	1.53
Sweet Potato.....	Kg	-	-	-	-	-	-	-	-	-	1.75	-	-	1.00	1.30
'Kocho' (Unprocessed).....	Kg	-	-	-	-	-	-	-	-	-	-	-	4.35	-	4.35
'Bula'.....	Kg	14.00	-	12.00	14.50	12.00	-	-	11.92	12.68	-	-	-	-	-
COFFEE, TEA, CHAT AND BUCK-THORN LEAVES															
Tea Leaves(Local).....	100gm	2.00	2.08	2.00	2.00	2.00	2.08	1.93	2.00	2.01	2.00	2.00	2.00	2.00	2.00
Coffee Whole.....	Kg	-	3.91	-	-	-	-	-	-	3.91	-	-	-	-	-
Coffee Beans.....	Kg	8.00	8.33	6.67	13.00	10.00	8.00	8.00	7.33	8.67	6.67	9.00	12.00	12.17	9.96
Coffee Leaves.....	Kg	-	-	-	-	-	-	-	-	-	-	-	6.84	4.00	5.42

Table 2 Group 1 :-(Cont'd) Average Retail Price of Goods and Services by Region and Selected Market Places

June
Sene 2002
1994

ITEM	UNIT	R E G I O N A N D M A R K E T P L A C E S													AFAR AVERAGE
		T I G R A Y									A F A R				
		Enda- silase	Enda- baguna	Adwa	Axum	Adigrat	Wukiro	Mai- chew	Mekelle	TIGRAY AVERAGE	Ayisaeta	Dubti	Melka Werers	Awash Sebat killo	
P R I C E I N B I R R															
Buck Thorn Leaves.....	Kg	4.84	-	5.45	4.04	4.00	3.45	8.11	3.13	4.72	4.79	6.91	8.49	4.79	6.38
'Chat'.....	Kg	-	-	-	-	31.04	29.43	29.54	-	30.07	26.68	21.21	12.51	9.45	17.46
Malt-Barley.....	Kg	4.41	2.26	6.79	3.46	4.46	3.77	3.58	4.19	4.12	6.25	3.66	5.77	2.50	4.39
Malt-Wheat.....	Kg	-	-	-	-	-	3.96	3.34	4.17	3.69	-	-	5.67	3.00	4.33
OTHER FOOD ITEMS															
Salt.....	Kg	2.00	1.75	2.59	1.67	1.69	.99	3.00	2.50	2.02	1.42	1.50	1.34	1.42	1.42
Sugar.....	Kg	5.50	5.33	5.50	5.33	5.33	5.50	4.87	5.00	5.30	4.58	5.00	5.00	4.50	4.77
Honey.....	Kg	15.67	14.33	19.33	16.00	24.00	18.00	12.77	26.33	18.30	-	17.00	15.67	15.67	16.11
Canned Tomato (Local).....	410gm	6.75	6.50	7.33	5.58	7.33	5.95	7.00	11.71	7.31	6.00	6.67	6.00	5.33	6.00
FOOD TAKEN AWAY FROM HOME															
Cup of Tea.....	No	.28	.25	.35	.37	.50	.38	.33	.50	.37	.33	.25	.30	.35	.31
Cup of Coffee.....	No	1.00	-	1.00	1.00	1.00	1.00	1.00	1.00	1.00	1.00	1.00	1.00	1.00	1.00
Cup of Milk.....	No	1.00	-	1.00	1.00	1.00	.72	1.00	1.00	.96	1.00	1.00	1.00	1.25	1.06
'Key Wot Yebere'.....	One Meal	-	-	-	-	-	-	-	-	-	-	-	4.50	5.00	4.75
'Key Wot Yebeg/Yefyel'..	One Meal	6.00	5.00	5.00	5.67	5.67	5.00	5.00	4.67	5.25	4.67	4.67	4.50	5.00	4.71
COST OF MILLING															
Cereals.....	100Kg	20.00	15.00	15.00	11.67	16.00	14.00	10.00	12.00	14.21	10.00	15.00	10.00	12.00	11.75
Pulses.....	100Kg	-	20.00	27.50	23.33	-	25.00	25.00	-	23.93	-	15.00	15.00	15.00	15.00
Pepper Whole.....	100Kg	-	100.00	50.00	100.00	100.00	100.00	100.00	100.00	95.00	100.00	-	75.00	100.00	89.29
BEVERAGES - NON ALCOHOLIC															
Ambo Mineral Water.....	500cc	3.00	3.00	3.00	2.83	3.00	2.50	2.50	2.50	2.79	2.00	2.00	2.00	2.00	2.00
Bure Mineral Water.....	500cc	-	-	-	-	-	-	-	-	-	-	-	-	-	-

Table 2 Group 1 :-(Cont'd) Average Retail Price of Goods and Services by Region and Selected Market Places

June
Sene 2002
1994

ITEM	UNIT	R E G I O N A N D M A R K E T P L A C E S													AFAR AVERAGE
		T I G R A Y									A F A R				
		Enda- silase	Enda- baguna	Adwa	Axum	Adigrat	Wukiro	Mai- chew	Mekelle	TIGRAY AVERAGE	Ayisaeta	Dubti	Meika Werers	Awash Sebat killo	
P R I C E I N B I R R															
Coca Cola/Fanta.....	300cc	-	3.00	3.00	3.00	3.00	-	2.50	2.50	2.82	2.33	2.50	2.00	2.00	2.21
Pepsi Cola/Mirinda.....	300cc	3.00	3.00	2.83	2.83	3.00	2.50	2.58	2.50	2.78	2.18	2.25	2.00	2.00	2.11
BEVERAGES - ALCOHOLIC															
Araki (Local).....	900cc	17.33	22.25	17.00	16.85	16.18	17.86	19.21	17.33	17.79	25.00	24.00	26.33	25.33	25.20
Cognac (Local).....	900cc	-	-	-	17.00	16.18	-	-	18.00	17.31	-	-	-	-	-
Brandy (Local).....	900cc	-	-	-	-	-	-	-	-	-	-	-	-	-	-
Gin (Local).....	900cc	-	-	17.50	17.33	16.18	-	19.21	18.00	17.54	25.00	24.00	27.50	26.33	25.67
Saris Wine (Normal).....	750cc	19.00	-	17.00	15.00	13.33	16.00	-	12.33	15.00	-	-	10.13	-	10.13
'Katikalla'.....	Lt	10.50	11.24	15.00	12.96	12.22	11.99	7.17	11.11	11.13	8.89	5.00	8.00	6.50	7.10
Beer (Bedele).....	330cc	-	-	-	-	-	-	-	3.50	3.50	-	3.50	3.00	3.00	3.17
Beer (Harar).....	330cc	-	-	-	-	-	-	-	-	-	3.17	3.50	3.00	3.00	3.17
Beer (Meta Abo).....	330cc	4.17	4.00	3.50	3.50	4.00	3.83	3.50	3.50	3.75	3.17	3.50	3.00	3.00	3.17
'Tella'.....	Lt	1.10	.81	.85	.85	.68	.71	.50	1.10	.82	1.18	1.18	.94	.75	1.01
'Tej' (Mead).....	Lt	4.00	3.37	3.00	2.96	5.56	2.25	3.03	5.56	3.74	1.77	1.52	2.13	2.80	2.06
CIGARETTES AND TOBACCO															
CIGARETTES															
Nyala.....	Packet	5.00	5.00	5.00	4.67	5.00	5.00	4.33	5.00	4.88	4.00	5.00	4.00	4.00	4.25
Gissila.....	Packet	-	-	-	-	-	-	-	-	-	-	-	-	-	-
Rothmans.....	Packet	11.33	10.00	10.00	10.67	11.33	12.00	10.67	10.00	10.75	8.00	-	8.00	8.00	8.00
TOBACCO															
'Gaya'.....	Kg	-	-	-	-	-	-	-	-	-	10.37	15.88	15.08	13.69	13.76

Table 2 Group 1 :-(Cont'd) Average Retail Price of Goods and Services by Region and Selected Market Places

June
Sene 2002
1994

ITEM	UNIT	R E G I O N A N D M A R K E T P L A C E S												AFAR AVERAGE
		T I G R A Y								A F A R				
		Enda- silase	Enda- baguna	Adwa	Axum	Adigrat	Wukiro	Mai- chew	Mekelle	TIGRAY AVERAGE	Ayisaeta	Dubti	Melka Werers	

P R I C E I N B I R R

CLOTHING AND FOOT WEAR

CLOTHING

Abujedid(Akaki/Bahir Dar)91cm. Meter	3.17	3.50	3.40	3.47	3.87	3.75	5.00	4.00	3.73	3.75	-	4.00	4.00	3.92
Abujedid(Komb./Arba Min.)150cm Meter	-	-	6.00	-	7.00	-	7.00	6.00	6.50	6.00	5.50	6.00	-	5.79
Khaki(S-10,000 Twil)110cm. Meter	-	-	-	-	-	-	-	-	-	-	-	-	-	-
Khaki(Akaki)91cm. Meter	-	-	-	6.50	-	-	-	-	6.50	-	-	-	-	-
Wool-England 100%. Meter	-	-	-	-	-	-	-	166.67	166.67	-	-	-	-	-
Tetron(Arba Minch). Meter	-	-	-	-	-	-	-	19.33	19.33	-	-	-	32.67	32.67
Poplin(Dire Dawa)105cm. Meter	6.33	-	6.33	7.50	12.50	6.83	-	6.67	7.41	-	-	-	7.00	7.00
Poplin(Komb./Arba Minch)150cm. Meter	8.00	8.00	9.17	11.00	7.33	-	12.00	10.33	9.40	11.50	11.00	11.50	-	11.31
Nylon(Mojo). Meter	6.67	-	10.00	8.67	10.00	-	-	10.00	8.92	-	-	-	-	-
Polyster(Arba Minch/Awasa). Meter	-	-	-	-	-	-	-	19.00	19.00	-	-	-	-	-
Jersi. Meter	15.33	18.00	13.00	10.33	15.00	13.00	-	16.00	14.45	-	13.95	-	-	13.95
Cotton. Kg	6.00	4.00	6.00	5.50	5.00	6.00	6.33	6.00	5.60	-	-	-	-	-
Hisufi. Meter	18.00	-	25.67	-	-	-	-	-	23.75	-	-	-	-	-
Kefay. Meter	15.00	18.00	17.00	16.67	19.67	16.67	18.00	25.00	17.60	40.00	-	-	31.57	33.68

COST OF TAILORING

Woolen Suit (Men). No	175.00	-	-	273.33	220.00	166.67	250.00	300.00	233.85	-	-	-	-	-
Khaki Suit (Men). No	-	-	26.33	34.33	30.00	-	45.00	45.00	34.77	-	-	50.00	-	50.00
Khaki Suit (Boys). No	-	-	13.00	37.67	20.00	-	25.00	28.33	25.75	-	-	40.00	-	40.00
Tateron Suit (Men). No	50.00	-	31.67	46.67	30.00	-	45.00	58.33	42.50	-	-	50.00	57.67	53.83
Tateron Suit (Boys). No	-	-	18.00	41.00	20.00	-	25.00	36.67	30.55	-	-	40.00	39.33	39.67

READY-MADE / FOR ADULTS

'Netela'. No	-	24.00	-	25.00	16.67	25.83	21.33	-	22.46	28.00	-	35.00	31.67	32.57
--------------	---	-------	---	-------	-------	-------	-------	---	-------	-------	---	-------	-------	-------

Table 2 Group 1 :- (Cont'd) Average Retail Price of Goods and Services by Region and Selected Market Places

June
Sene 2002
1994

ITEM	UNIT	R E G I O N A N D M A R K E T P L A C E S													
		T I G R A Y								TIGRAY AVERAGE	A F A R				AFAR AVERAGE
		Enda- silase	Enda- baguna	Adwa	Axum	Adigrat	Wukiro	Mai- chew	Mekelle		Ayisaeta	Dubti	Melka Weners	Awash Sebat killo	
P R I C E I N B I R R															
'Gabi'.....	No	39.67	50.00	46.67	45.00	35.83	50.00	57.67	58.33	47.80	57.00	-	65.00	62.67	62.86
Shirts Long Sleeved (Local).....	No	-	20.00	38.00	23.33	50.00	24.33	30.00	-	28.10	34.00	-	-	-	34.00
Shirts Short Sleeved (Local).....	No	-	-	-	-	-	-	30.00	-	30.00	30.00	-	-	-	30.00
Shirts Long Sleeved (Imported)....	No	43.33	51.67	38.33	-	53.33	40.00	43.33	53.33	46.50	47.67	52.67	50.00	56.00	51.58
Shirts Short Sleeved (Imported)....	No	43.33	-	44.00	55.00	65.00	-	-	-	52.00	41.00	47.67	45.00	-	44.56
Socks (Cotton) Imported.....	Pair	4.67	-	7.67	9.00	7.67	5.33	-	9.33	7.28	7.33	7.67	9.33	8.67	8.25
Sweater (Local) Men.....	No	-	-	-	-	40.00	-	-	87.50	71.67	-	-	-	-	-
Sweater (Local) Women.....	No	-	30.00	-	24.00	40.00	-	-	77.50	40.88	-	-	-	-	-
Shash (Imported).....	No	29.00	29.00	26.67	9.67	8.67	15.00	10.33	8.33	16.00	10.00	9.00	8.67	13.33	10.25
Singlets (Local) White.....	No	-	9.00	10.50	11.00	11.25	7.50	10.50	12.63	10.48	9.67	-	-	-	9.67
Jeans Trouser.....	No	85.00	93.33	100.00	76.67	77.50	76.67	50.00	85.00	81.19	77.67	85.00	88.33	62.67	78.42
Woolen Suit.....	No	-	-	-	-	500.00	-	-	800.00	725.00	-	-	-	-	-
'Kemisna Netela'.....	No	150.00	-	-	180.00	143.33	115.00	176.67	153.33	153.06	-	150.00	101.67	111.67	112.86
Sweater-Men (Imported).....	No	-	-	-	-	78.33	-	-	126.67	102.50	-	-	-	-	-
Sweater-Women (Imported).....	No	-	-	-	-	-	-	-	78.33	78.33	-	-	-	77.50	77.50
Nylon Dress.....	No	-	-	-	23.50	-	-	-	-	23.50	-	-	-	-	-
Tetron Trouser.....	No	-	41.00	-	-	-	-	-	-	41.00	-	-	-	-	-
Leather Jacket.....	No	300.00	-	330.00	-	350.00	-	-	333.33	335.00	-	-	-	-	-
Under Wear China.....	No	10.67	12.67	-	12.33	17.33	13.00	13.33	11.67	13.00	14.00	14.67	14.00	11.00	13.42
Deriya	NO	12.33	-	-	-	-	-	-	-	12.33	-	-	-	-	-
Polyester Suit.....	No	-	-	-	-	-	-	-	-	-	-	-	-	-	-
Khaki Short	No	-	-	-	-	-	-	-	-	-	-	-	-	-	-
T-Shirts	No	23.67	-	31.67	33.33	46.67	30.67	44.33	28.33	34.10	32.67	21.00	34.00	35.00	30.67
Jogging Suit(sport tuta)	No	95.00	66.67	95.00	78.33	75.00	71.67	76.67	83.33	79.57	89.00	69.33	88.33	61.67	77.08
Khaki Jacket	No	91.67	98.33	95.00	97.50	106.67	116.67	130.00	115.00	106.36	-	-	-	-	-
Geldem	No	-	28.00	15.00	-	13.67	13.00	21.67	30.00	19.27	31.00	30.00	30.00	-	30.33

Table 2 Group 1 :- (Cont'd) Average Retail Price of Goods and Services by Region and Selected Market Places

June
Sene 2002
1994

ITEM	UNIT	R E G I O N A N D M A R K E T P L A C E S												AFAR AVERAGE	
		T I G R A Y								TIGRAY AVERAGE	A F A R				
		Enda- silase	Enda- baguna	Adwa	Axum	Adigrat	Wukiro	Mai- chew	Mekelle		Ayisaeta	Dubti	Melka Werers		Awash Sebat killo
P R I C E I N B I R R															
READY-MADE / FOR CHILDREN															
Sweater (Local) for Boys.....	No	-	40.00	-	16.33	18.00	-	-	31.67	25.25	-	-	-	-	-
Socks (Imported) Cotton.....	Pair	2.67	-	3.33	4.00	3.67	4.33	-	6.33	4.06	4.50	5.33	5.33	7.67	5.71
Jeans Trouser.....	No	-	-	-	-	-	-	-	-	-	33.00	37.67	-	-	36.50
Shirt Long Sleeved(Imported)Boys.	No	21.00	-	-	-	-	20.00	-	-	20.75	19.00	24.00	-	-	22.00
Sweater (England) for Girls.....	No	-	-	-	-	-	-	-	-	-	-	-	-	-	-
Short for Boys.....	No	-	-	-	6.50	-	-	-	-	6.50	-	-	-	-	-
Kemise(for children)	No	55.00	29.33	31.67	53.33	63.33	51.67	37.50	45.00	46.22	-	57.67	-	60.00	58.83
FOOTWEAR (MEN AND WOMEN)															
Anbessa Leather Shoes Men(Local)Pair		89.33	65.00	70.00	83.33	108.33	81.67	80.00	127.50	87.81	51.67	69.00	88.33	101.67	78.45
Leather Shoes Men (Croft).....	Pair	140.00	-	131.67	130.00	131.67	120.00	180.00	130.00	135.33	106.67	107.50	-	120.00	111.88
Walking Shoes(Imp.) Non-Leather	Pair	-	75.00	-	97.50	78.33	-	85.00	165.00	96.25	96.50	-	-	-	96.50
Canvas Shoes (Local) Men.....	Pair	21.33	26.67	24.33	24.67	-	22.33	-	24.33	23.94	26.00	26.00	-	-	26.00
Canvas Shoes (China) Men.....	Pair	-	23.00	-	-	23.67	-	-	-	23.33	-	25.00	-	-	25.00
Plastic Shoes (Local) Women....	Pair	9.33	9.00	7.33	10.33	8.33	8.17	10.17	10.00	9.08	10.00	9.67	9.67	8.83	9.54
Slippers Sponge Adult (China)..	Pair	9.33	7.00	-	8.17	8.00	6.17	8.33	8.00	7.86	10.33	9.50	9.00	8.50	9.33
Boots for Men Plastic (Local)..	Pair	-	-	-	-	-	-	-	-	47.50	47.50	-	-	-	-
Sendel Plastic Shoes (Imp.)....	Pair	-	-	-	-	-	-	-	-	-	-	-	-	-	-
Cost of Mending Shoes sole(Men).Pair		26.67	-	25.00	25.00	31.00	20.00	-	28.33	26.87	-	30.00	-	56.67	47.50
															30.00

Table 2 Group 1 :- (Cont'd) Average Retail Price of Goods and Services by Region and Selected Market Places

June
2002
Sene 1994

ITEM	UNIT	R E G I O N A N D M A R K E T P L A C E S												AFAR AVERAGE	
		T I G R A Y									A F A R				
		Enda- silase	Enda- baguna	Adwa	Axum	Adigrat	Wukiro	Maye- chew	Mekelle	TIGRAY AVERAGE	Ayisaeta	Dubti	Melka Werer		Awash Sebat killo
P R I C E I N B I R R															
CONSTRUCTION MATERIALS, WATER, AND FUEL AND POWER															
CONSTRUCTION MATERIALS															
Cement/Bag/(Local).....	50Kg	41.83	44.00	41.00	41.50	37.50	35.50	38.00	33.75	38.87	39.50	37.00	39.00	33.33	37.00
Lime.....	Kg	1.50	-	1.50	2.13	1.23	1.08	1.25	1.00	1.36	-	1.19	-	-	1.19
Nail (7cm - 12cm).....	Kg	7.30	10.67	10.00	-	10.00	9.00	8.92	-	9.54	10.00	7.50	9.00	9.17	8.83
Nail With Cape.....	Kg	11.00	9.00	12.00	11.67	12.00	11.00	11.33	10.00	11.00	11.00	12.00	11.33	10.33	11.10
Corrugated Iron Sheet (.2mm).....	No	35.50	27.50	-	26.33	36.00	28.00	42.00	36.00	31.92	33.00	-	-	25.00	27.00
Wood for House Construction('Atana')..	No	-	23.00	-	-	25.67	-	-	18.33	22.33	-	-	-	7.33	7.33
Wall Paints-Super (Fluid) Normal.....	4Kg	57.67	-	58.00	60.00	60.00	-	-	56.00	58.08	65.00	-	60.00	57.00	59.43
Wall Paints-Super (Fluid) Plastic....	4Kg	91.67	-	93.00	97.33	-	-	-	89.67	92.90	-	-	-	-	-
Coarse Aggregate Gravel.....	Meter Cube	105.55	-	-	-	-	-	-	-	105.55	-	-	-	-	-
Hollow Concrete Block(20x20x40 cm Cube)No		-	-	-	3.25	3.32	2.00	3.00	2.93	2.85	-	-	-	-	-
Bricks (25cm x 12cm x 6cm).....	No	-	-	-	-	.50	-	-	-	.50	-	-	-	-	-
Floor Board 4m Length.....	No	-	-	69.33	-	-	-	-	-	69.33	105.00	-	-	-	105.00
Iron Pipe 6mt. (1/2 inch Wide) Local..	No	-	-	53.00	45.00	-	44.00	55.00	-	49.00	55.00	40.00	-	43.00	46.00
Chipwood (125cm x 250cm x 8mm).....	No	-	-	95.00	112.50	-	-	-	-	106.67	90.00	-	-	-	90.00
Sand.....	Meter Cube	72.56	-	-	129.56	20.87	29.37	-	54.78	55.33	-	-	-	-	-
Gutter N° 32.....	Meter	-	-	25.00	31.00	-	-	-	30.00	29.50	-	-	-	-	-
Window Glass (50cm x 50cm x 3mm).....	No	25.00	-	-	17.00	30.00	-	-	15.33	19.29	-	-	-	-	-
Water Tanker (1meter cube).....	No	875.00	-	-	-	-	-	-	-	875.00	-	-	-	200.00	200.00
Stone for House Construction..	Meter Cube	27.84	-	42.66	50.57	24.14	18.33	-	57.62	36.86	-	-	-	-	-
Mega Paints.....	4Kg	-	-	-	-	60.00	-	-	56.00	57.00	62.50	59.50	60.00	60.00	60.40
Tseday Paints.....	4Kg	-	-	-	-	-	-	-	-	-	-	-	-	-	-
"Yewellet Nitaf"(Tile).....	No	-	-	-	-	2.35	-	-	1.65	2.00	-	-	-	-	-
WATER															
Water.....	Meter Cube	4.17	7.50	4.17	4.17	3.00	7.42	4.17	5.50	4.90	7.08	4.67	7.50	8.83	7.02

Table 2 Group 1 :- (Cont'd) Average Retail Price of Goods and Services by Region and Selected Market Places

June
Sene 2002
1994

ITEM	UNIT	R E G I O N A N D M A R K E T P L A C E S												
		T I G R A Y								A F A R				AFAR AVERAGE
		Enda- silase	Enda- baguna	Adwa	Axum	Adigrat	Wukiro	Maye- chew	Mekelle	TIGRAY AVERAGE	Ayisaeta	Dubti	Melka Werer	

P R I C E I N B I R R

FUEL AND POWER

Fire Wood.....	Meter Cube	-	18.64	120.44	106.56	116.62	89.24	130.16	97.38	97.01	35.97	19.09	-	28.39	27.82
Charcoal.....	Kg	.89	1.26	1.66	.82	2.04	1.82	2.06	2.23	1.60	.81	.75	.78	-	.78
Dung Cake.....	Kg	-	-	-	-	.40	-	-	-	.40	-	-	-	-	-
Kerosine.....	Lt	2.18	3.00	2.14	2.15	2.09	2.10	1.98	2.03	2.23	3.67	3.66	2.43	2.00	2.94
Diesel.....	Lt	2.80	2.50	2.76	2.77	2.71	2.60	2.60	2.65	2.69	3.67	3.05	3.00	2.50	3.07
Electric.....	K.Watt	.27	.27	.27	.27	.27	.27	.27	.27	.27	.29	.29	.29	.27	.29
Matches.....	Box	.25	.25	.25	.25	.25	.25	.25	.25	.25	.25	.25	.25	.25	.25
Candles.....	No	1.00	1.00	1.00	1.00	1.00	1.00	.87	1.00	.98	1.00	1.00	1.00	1.00	1.00
Buthane Gas (Shell).....	12.5 Kg	-	-	-	-	-	-	-	139.42	139.42	-	-	-	-	-
Eveready Drycell.....	No	1.75	2.00	2.00	1.75	2.00	2.00	1.92	2.00	1.93	2.00	2.00	2.00	2.00	2.00

FURNITURE, FURNISHING, HOUSEHOLD EQUIPMENT AND OPERATION

CHAIRS, TABLES, ETC.

Table Wanza (Machine made) Varnished..	No	-	-	240.00	-	250.00	255.00	-	-	248.00	-	280.00	-	-	280.00
Table Wanza (Hand made) Not Varnished.	No	-	-	-	-	-	-	-	-	-	-	250.00	-	-	250.00
Chairs Wanza (Machine Made) Varnished.	No	-	-	87.50	103.00	-	77.50	72.50	123.33	95.55	78.33	90.00	85.00	-	82.50
Chairs Wanza (Hand Made) Varnished....	No	55.00	-	-	-	-	-	-	-	55.00	-	80.00	-	-	80.00
Cupboard Wanza (2 doors) Varnished....	No	775.00	-	-	1250.00	1075.00	1200.00	950.00	-	1045.00	1116.67	1200.00	966.67	950.00	1038.89
Double Bed Wanza (120cm) Varnished....	No	-	-	-	-	-	-	600.00	-	600.00	-	-	566.67	450.00	520.00
Sofas (Complete).....	No	3200.00	-	4000.00	-	-	4000.00	3250.00	-	3540.00	2500.00	3200.00	-	-	2850.00
Book Shelves Wanza (3 Shelves) no Door	No	475.00	-	550.00	-	400.00	425.00	-	416.67	455.00	425.00	400.00	-	-	418.75
Chest of Drawer	No	600.00	-	-	-	400.00	-	440.00	-	470.00	591.67	-	-	-	591.67

FURNISHINGS & REPAIRS

Bed Sheet (Non-Patterned Bahir Dar)															
1.90m x 2.50m.....	Pair	43.33	-	-	51.00	-	-	-	-	46.40	-	-	48.00	-	48.00

Table 2 Group 1 :-(Cont'd) Average Retail Price of Goods and Services by Region and Selected Market Places

June 2002
Sene 1994

ITEM	UNIT	R E G I O N A N D M A R K E T P L A C E S													
		T I G R A Y								TIGRAY AVERAGE	A F A R			AFAR AVERAGE	
		Enda- silase	Enda- baguna	Adwa	Axum	Adigrat	Wukiro	Maye- chew	Mekelle		Ayisaeta	Dubti	Meika Werer		Awash Sebat killo
P R I C E I N B I R R															
Bed Sheet(Patterned Kombolcha)															
1.90m x 2.50m.....	Pair	62.50	-	82.00	-	-	-	-	85.00	73.00	-	-	-	58.33	58.33
Bed Cover(Patterned Kombolcha).....	No	69.00	-	-	-	-	-	-	40.00	59.33	-	-	-	126.67	126.67
Blanket Woolen(Debre B.)160cm x 220cm, No		80.00	-	78.00	80.67	79.33	89.33	87.67	80.00	82.72	-	-	-	-	-
Mattress-Sponge (A.A Foam) 120cm.....	No	325.00	-	-	332.50	326.67	-	300.00	311.67	320.91	300.00	-	-	-	300.00
Towel-Local (Kombolcha).....	No	-	12.33	26.50	11.00	20.00	16.33	-	15.33	16.69	12.00	-	13.00	-	12.75
EARTHEN WARE															
Water Pot.....	No	6.67	6.67	4.67	3.67	-	6.50	12.00	3.50	5.63	15.00	-	-	9.67	11.00
'Jebena' Medium Size.....	No	1.50	1.67	2.00	1.83	3.67	3.00	3.33	2.58	2.45	3.67	3.83	3.00	3.00	3.38
'Mitad' (Griddle of Clay).....	No	5.00	8.00	6.67	9.33	7.67	11.33	10.67	10.00	8.58	18.33	20.67	15.00	10.00	16.00
Local Stove '(Lakech)'.....	No	16.00	10.67	12.33	11.33	11.67	-	5.83	15.67	11.93	10.33	7.00	7.00	6.83	7.79
Cup for Coffee (China).....	No	1.17	1.00	1.83	1.42	1.33	1.25	1.33	1.25	1.32	1.50	1.50	1.50	2.00	1.63
Plate Clay (imported).....	No	-	-	4.83	9.50	4.33	4.67	-	5.83	5.83	6.00	5.00	5.00	4.00	5.00
STRAW, BAMBOO AND OTHERS															
'Sefed'.....	No	7.50	5.83	9.00	10.33	9.00	19.00	11.00	16.00	10.96	4.83	7.00	6.00	7.00	6.21
Sack 100Kg Capacity.....	No	-	-	-	2.83	-	2.83	-	-	2.83	3.33	-	-	-	3.33
METAL WARE															
Cooking Pan Medium (Local).....	No	17.00	37.67	17.33	35.67	22.67	15.67	13.67	15.33	21.88	27.33	19.00	22.33	19.33	22.00
Tray (Nickel) Medium N° 45 Local.....	No	-	-	-	-	-	-	-	-	-	17.33	-	16.33	13.67	15.78
Electric 'Mitad' Aluminium.....	No	-	-	430.00	437.50	420.00	370.00	-	395.00	411.11	-	-	-	-	-
Gas Stove (Kerosine) China.....	No	49.00	38.00	41.00	43.67	37.67	40.00	44.33	40.67	42.30	43.00	-	41.00	43.67	42.67
Refregrator.....	No	1500.00	-	-	-	-	-	-	-	1500.00	-	-	-	-	-

Table 2 Group 1 :- (Cont'd) Average Retail Price of Goods and Services by Region and Selected Market Places

June
Sene 2002
1994

ITEM	UNIT	R E G I O N A N D M A R K E T P L A C E S													AFAR AVERAGE
		T I G R A Y									A F A R				
		Enda- silase	Enda- baguna	Adwa	Axum	Adigrat	Wukiro	Maye- chew	Mekelle	TIGRAY AVERAGE	Ayisaeta	Dubti	Melka Werer	Awash Sebat killo	
P R I C E I N B I R R															
PLASTIC WARE (LOCAL MADE)															
Jerrycan (20 Litres).....	No	20.33	-	22.67	-	20.33	22.67	24.33	-	22.07	30.00	-	16.33	15.00	17.71
Bucket (20 Litres).....	No	16.00	17.33	16.00	16.00	15.50	14.83	16.17	16.00	15.98	17.33	16.83	16.67	15.67	16.63
GLASS WARE															
Glass for Tea (Durablex).....	No	2.00	3.00	2.00	3.25	3.25	2.17	2.83	3.17	2.77	3.38	3.50	3.00	2.08	2.95
OTHER HOUSEHOLD EQUIPMENT															
Kerosine Lamp.....	No	22.33	30.00	23.00	24.00	21.67	22.67	24.83	15.67	23.02	27.00	30.00	24.33	20.50	25.05
'Kuraz' Small Local Kerosine Lamp.....	No	1.33	1.00	1.50	1.33	1.00	1.00	1.00	1.33	1.19	-	-	-	-	-
Flash Light.....	No	6.50	6.67	7.00	7.67	7.00	7.17	7.00	7.83	7.10	7.00	6.33	8.00	6.00	6.83
Electric Bulb Philips(40/60 Watt).....	No	2.50	2.50	2.33	2.42	3.00	2.50	2.00	2.50	2.47	2.50	2.50	2.50	2.50	2.50
HOUSEHOLD OPERATION															
Hard Soap (Local).....	200gm	2.00	-	-	-	1.93	-	-	-	1.97	2.00	-	2.00	2.00	2.00
Hard Soap (Imported).....	200gm	2.50	2.40	2.40	2.53	2.40	2.23	2.00	2.40	2.36	1.97	2.28	2.00	2.50	2.19
Detergent (Omo).....	50gm	.63	1.00	-	.69	1.02	1.02	.64	-	.83	-	.63	1.00	-	.85
Incense.....	Kg	14.33	9.00	9.72	22.33	11.67	11.11	16.67	20.00	14.35	5.00	16.33	7.64	13.67	10.66
Sandal Wood.....	No	.25	.25	.25	.25	.25	.23	.25	.25	.25	.25	.25	.25	.25	.25
Toilet Paper (Mamko).....	Roll	3.00	3.00	3.08	2.92	3.50	3.08	3.10	3.25	3.12	3.42	3.00	3.00	2.50	2.98
DRY CLEANING															
Dry Cleaning (Suit Men).....	No	-	-	-	-	16.50	-	-	16.00	16.20	-	-	-	-	-

Table 2 Group 1 :-(Cont'd) Average Retail Price of Goods and Services by Region and Selected Market Places

June
Sene 2002
1994

ITEM	UNIT	R E G I O N A N D M A R K E T P L A C E S													
		T I G R A Y								A F A R				AFAR AVERAGE	
		Enda- silase	Enda- baguna	Adwa	Axum	Adigrat	Wukiro	Maye- chew	Mekelle	TIGRAY AVERAGE	Ayisaeta	Dubti	Melka Werer		Awash Sebat killo
P R I C E I N B I R R															
DOMESTIC SERVICE															
Maid Servant.....	Month	45.00	30.00	50.00	40.00	53.33	35.00	25.00	50.00	41.04	56.67	56.67	50.00	50.00	53.33
Unskilled Service (Daily Laborer)....	Day	10.00	9.33	10.00	7.67	10.00	10.00	6.67	8.00	8.96	7.33	8.00	8.00	6.33	7.42
Salary for Guard	Month	-	-	-	-	-	-	-	-	-	46.67	-	73.33	66.67	62.22
MEDICAL CARE															
Ampicillin(250 mg) Local.....	56 Caps	21.47	22.40	16.80	18.67	19.60	16.80	15.40	19.60	19.01	21.47	16.80	21.67	21.67	20.40
Dichlorophine(500 mg) Local.....	6 Pills	-	-	1.80	-	1.35	-	-	2.33	1.92	-	-	2.00	2.00	2.00
Tetracycline(250mg) Local.....	56 Caps	13.07	12.13	8.40	10.27	9.80	11.20	9.33	12.13	10.90	12.13	11.20	8.44	10.17	10.49
Penicillin Injection(4 Mu. Local). Bottle		4.33	4.50	3.50	4.17	2.90	3.67	4.95	3.83	3.98	4.50	-	4.67	4.00	4.39
Chloramphenicol(250mg) Local.....	56 Caps	22.40	-	15.40	16.80	14.84	-	-	14.00	16.70	16.80	19.60	-	-	18.20
Dipron(500mg) Local.....	20 Pills	-	-	3.00	-	-	2.00	-	4.00	2.83	-	-	-	-	-
Cough Syrup (Berantine) Local.....	125cc	9.67	10.00	8.00	7.83	-	-	8.60	6.67	8.28	9.33	-	-	10.00	9.67
Bactrim(480mg) Local.....	30 Pills	-	-	-	6.00	-	-	-	8.25	7.13	7.25	7.80	-	8.83	7.96
Vermox(100mg) Local.....	12 Pills	3.33	-	-	-	4.00	-	-	-	3.50	5.00	-	2.79	4.17	4.01
Mezel(250mg) Local.....	30 Caps	6.50	6.00	4.50	6.00	6.00	4.50	5.00	5.50	5.60	6.25	6.00	4.53	6.00	5.69
Asprin (300 mg) Local.....	20 Pills	2.00	4.00	2.00	2.33	3.00	1.00	1.67	2.00	2.20	3.55	4.00	2.00	2.33	2.97
OTHER MEDICAL EXPENSES															
Doctor's Fee (Government).....	per visit	.50	.50	.50	.50	2.00	.50	1.25	.50	.71	1.00	1.00	1.00	1.00	1.00
Doctor's Fee (Private).....	per visit	10.00	-	-	12.50	15.00	-	-	15.00	13.33	10.00	10.00	-	10.00	10.00
Injection (Service Charge).....	Once	.50	-	-	1.00	.50	.50	-	1.00	.67	-	-	-	1.00	1.00
Laboratory Test Fee (Private).....	Once	5.00	-	5.00	4.00	5.00	5.00	-	5.33	4.92	5.00	4.33	-	5.00	4.67
Bed Charge (gov.).....	per day	1.00	-	2.00	2.50	2.00	1.00	1.00	1.00	1.50	-	5.00	-	-	5.00

Table 2 Group 1 :-(Cont'd) Average Retail Price of Goods and Services by Region and Selected Market Places

June
Sene 2002
1994

ITEM	UNIT	R E G I O N A N D M A R K E T P L A C E S												
		T I G R A Y								A F A R				AFAR AVERAGE
		Enda- silase	Enda- baguna	Adwa	Axum	Adigrat	Wukiro	Maye- chew	Mekelle	TIGRAY AVERAGE	Ayisaeta	Dubti	Melka Werer	

P R I C E I N B I R R

TRANSPORT AND COMMUNICATION

TRANSPORT

Benzene..... Lt	4.48	-	4.44	4.45	4.39	4.36	-	4.30	4.40	5.00	-	5.00	4.21	4.61
Motor Oil (Mobil)..... Lt	20.00	-	19.83	19.00	19.88	-	-	18.90	19.58	20.00	-	19.00	19.50	19.58
Car Washing and Greasing..... No	-	-	35.00	30.00	40.00	-	-	26.67	30.83	-	-	-	-	-
Bus Fare (per km)..... Tarif	.11	-	.11	.12	.11	-	.11	.11	.11	.11	.11	.11	.11	.11
Bus Fare (within Town) Trip	-	-	-	-	-	-	-	.60	.60	-	-	-	-	-
Taxi Fare Trip	-	-	1.00	.67	1.00	1.83	-	.70	1.04	-	-	-	-	-
Air Plane (To Addis Ababa) Trip	511.00	-	-	470.00	-	-	-	452.00	477.67	-	-	-	-	-
Animal Transport fare..... Trip	-	27.50	-	-	-	-	-	-	27.50	-	-	-	-	-
Cart Fare..... Trip	-	-	-	.83	1.00	-	-	1.83	1.22	1.00	2.00	1.00	1.00	1.30
Train Fare Trip	-	-	-	-	-	-	-	-	-	-	-	-	15.00	15.00
Service Charge (Motor oil change)... Once	-	-	-	-	-	-	-	-	-	15.00	-	-	-	15.00

COMMUNICATION

Telephone Charge (with town).....Period	.20	-	.20	.20	-	-	.20	-	.20	-	-	-	-	-
Telephone Charge to Addis Ababa....Period	4.25	4.75	4.25	4.25	3.75	4.25	3.75	3.40	4.08	2.75	2.70	1.65	1.60	2.18
Telephone Line Installation Charge.. Once	355.75	-	355.75	355.00	355.75	300.00	355.55	355.75	347.65	355.00	355.75	-	-	355.38

ENTERTAINMENT AND EDUCATION

EQUIPMENT AND ACCESSORIES

T.V. Set Philips 21 inch(Colored)..... No	2500.00	-	3700.00	3175.00	-	-	-	3600.00	3362.50	-	-	-	2916.67	2916.67
Cassette Recorded Original(Local Music)No	12.67	-	-	13.00	12.00	-	12.00	12.00	12.33	13.00	13.00	13.00	12.00	12.75
Radio Set Philips 3 Band..... No	-	-	-	165.00	135.00	-	-	350.00	180.83	167.50	-	-	143.33	153.00
Tape Recorder National (2 Speaker).... No	-	-	500.00	950.00	293.33	-	-	276.67	505.45	-	-	-	246.67	246.67
Expense for Photograph(Passport size)4Pho	4.00	5.00	4.00	4.00	4.33	4.00	4.00	4.00	4.17	4.00	4.00	5.00	4.00	4.11

Table 2 Group 1 :- (Cont'd) Average Retail Price of Goods and Services by Region and Selected Market Places

June 2002
Sene 1994

ITEM	UNIT	R E G I O N A N D M A R K E T P L A C E S													
		T I G R A Y								A F A R				AFAR AVERAGE	
		Enda- silase	Enda- baguna	Adwa	Axum	Adigrat	Wukiro	Maye- chew	Mekelle	TIGRAY AVERAGE	Ayisaeta	Dubti	Melka Werer		Awash Sebat killo
P R I C E I N B I R R															
Newspaper (Addis Zemen).....	No	.50	-	.50	-	.50	-	-	.50	.50	-	-	-	.50	.50
Theater Entrance Fee	Once	-	-	-	-	-	-	-	-	-	-	-	-	-	-
EDUCATION															
Exercise Book (50 Leaves) Local.....	No	2.00	1.88	2.00	1.75	2.00	2.33	1.95	1.80	1.99	2.00	1.97	2.00	2.00	1.99
Pencil (China).....	No	.25	.25	.25	.20	.25	.25	.20	.25	.24	.22	.25	.25	.25	.24
Ball Point-Bic England.....	No	1.25	1.00	1.17	1.25	1.25	1.12	1.02	1.25	1.16	1.00	1.25	1.00	1.12	1.09
Day School Fee-Public(Grade 7 & 8)..Month	-	-	-	-	-	-	-	-	-	-	-	-	-	-	-
Day School Fee-Private(Grade 9-12)..Month	-	-	-	-	-	-	-	-	100.00	100.00	-	-	-	-	-
Night School Fee-Government(Gr.9-12)Month	-	-	-	20.00	16.33	25.00	25.00	-	28.13	23.76	30.50	-	-	-	30.50
School Uniform Fee	No	-	-	56.00	59.00	-	75.00	-	67.50	65.56	-	-	-	-	-
Night School Fee-Private(Grade9-12)..Month	-	-	-	-	-	-	-	-	-	-	-	-	-	-	-
PERSONAL CARE AND EFFECTS															
PERSONAL CARE															
Lux Toilet Soap.....	90gm	2.25	2.25	2.25	2.25	2.25	2.70	2.25	2.25	2.31	2.25	2.25	2.25	2.25	2.25
Blade-TOPAZ.....	No	.25	.25	.25	.25	.25	.25	.25	.25	.25	.25	.38	.25	.25	.28
Hair Dressing (Traditional).....	No	3.00	3.33	3.33	2.00	4.00	2.67	2.33	3.00	2.96	1.67	-	2.00	3.33	2.33
Hair Dressing (Modern).....	No	8.67	-	5.00	7.33	6.00	6.00	7.00	6.67	6.65	8.00	-	10.00	10.00	9.14
Barbery (Mens Hair Cut).....	No	3.00	2.33	3.00	3.67	4.33	3.33	3.00	4.00	3.33	3.00	3.67	3.00	3.00	3.17
Paraffin Hair Oil.....	330cc	8.17	8.80	8.80	7.83	8.00	8.34	7.33	8.00	8.16	8.17	8.00	8.00	7.33	7.88
Zenith Hair Oil.....	330cc	-	8.03	8.09	-	8.00	-	-	8.00	8.03	8.33	7.92	8.00	7.50	7.94
Shaving Machine (medium)	No	-	-	-	-	-	-	-	-	-	-	-	-	-	-
Perfume	CC	23.33	19.33	26.67	-	21.34	23.33	26.67	20.00	23.03	22.33	16.33	37.00	34.00	27.42
PERSONAL EFFECTS															
Umbrella-Men Medium (Local).....	No	-	18.00	19.33	20.00	-	23.00	36.50	-	22.43	23.50	-	25.00	24.67	24.50

Table 2 Group 1 :-(Cont'd) Average Retail Price of Goods and Services by Region and Selected Market Places

June
Sene 2002
1994

ITEM	UNIT	R E G I O N A N D M A R K E T P L A C E S													
		T I G R A Y									A F A R				AFAR AVERAGE
		Enda- silase	Enda- baguna	Adwa	Axum	Adigrat	Wukiro	Maye- chew	Mekelle	TIGRAY AVERAGE	Ayisaeta	Dubti	Melka Werer	Awash Sebat killo	
P R I C E I N B I R R															
Umbrella-Women Medium (Imported).....	No	19.00	15.00	18.00	19.33	22.67	21.67	26.00	23.00	20.65	22.67	21.67	22.33	16.33	20.75
Hand Bag (Imported Synthetic).....	No	115.00	-	-	-	-	-	-	100.00	106.00	-	-	-	-	-
Belt (Local) Machine Made.....	No	15.00	8.67	-	-	7.33	9.33	-	-	9.10	12.33	-	7.00	7.67	9.00
Belt (Local) Hand Made.....	No	-	-	-	-	-	-	-	4.33	4.33	3.67	-	2.83	2.83	3.11
JEWELLERY															
Seiko-21 Jewels Automatic (Men).....	No	-	-	300.00	-	-	-	-	400.00	350.00	-	-	-	-	-
Seiko-21 Jewels Automatic (Women).....	No	-	-	-	-	-	-	-	400.00	400.00	-	-	-	-	-
Earrings (4gm 18 carat Local).....	Pair	320.00	-	320.00	333.33	326.67	-	-	320.00	340.00	327.50	320.00	-	-	-
Neck Laces (6gm 21 carat Imported)....	No	540.00	-	540.00	560.00	550.00	540.00	-	600.00	556.88	570.00	-	-	-	320.00
Rings (4gm 18 carat Local).....	No	320.00	-	220.00	333.33	326.67	-	320.00	340.00	315.00	320.00	-	-	-	570.00
Bracelet 20gm (18 carat Local).....	No	1600.00	-	1600.00	1666.67	1633.33	-	-	1700.00	1650.00	1600.00	-	-	-	320.00
LIVESTOCK AND DRAUGHT ANIMALS															
LIVESTOCK															
Sheep (10-15Kg).....	No	66.00	92.67	125.00	145.00	120.00	95.00	73.33	106.67	102.96	42.00	47.67	48.00	58.33	49.00
Goat (10-15Kg).....	No	71.00	101.67	176.67	130.00	113.33	87.00	60.00	85.00	103.08	35.00	40.33	43.67	46.67	41.42
Heifer (2-4 Years).....	No	743.33	816.67	840.00	970.00	600.00	943.33	476.67	483.33	712.73	230.00	-	315.00	-	251.25
Cow (4 Years and Above).....	No	883.33	950.00	-	850.00	750.00	623.33	800.00	676.67	790.48	575.00	-	560.00	-	567.50
Bull (2-4 Years).....	No	633.33	-	650.00	910.00	616.67	880.00	543.33	693.33	685.56	310.00	-	305.00	-	307.50
Ox (4 Years and Above).....	No	950.00	816.67	990.00	991.67	933.33	773.33	820.00	1050.00	915.63	583.33	-	591.67	-	587.50
Hen (Indigenous).....	No	9.33	9.00	11.33	11.00	13.33	10.17	5.00	12.00	10.15	10.00	12.67	7.33	6.67	9.17
Cock (Indigenous).....	No	10.67	9.00	11.33	13.00	14.00	13.00	7.50	15.00	11.69	12.33	14.00	10.33	9.67	11.58
DRAUGHT ANIMALS															
Donkey.....	No	260.00	376.67	370.00	291.67	250.00	323.33	203.33	310.00	291.59	281.67	-	410.00	-	345.83
Horse.....	No	-	-	-	-	900.00	880.00	320.00	676.67	736.25	-	-	-	-	-

Table 2 Group 1 :-(Cont'd) Average Retail Price of Goods and Services by Region and Selected Market Places

June
Sene 2002
1994

ITEM	UNIT	R E G I O N A N D M A R K E T P L A C E S													
		T I G R A Y								A F A R				AFAR AVERAGE	
		Enda- silase	Enda- baguna	Adwa	Axum	Adigrat	Wukiro	Maye- chew	Mekelle	TIGRAY AVERAGE	Ayisaeta	Dubti	Melka Werer		Awash Sebat killo
P R I C E I N B I R R															
Mule.....	No	-	750.00	-	-	806.67	963.33	-	990.00	889.09	-	-	-	-	
FARM EQUIPMENT (INDUSTRIAL PRODUCT)															
Sickel.....	No	-	17.00	-	11.50	7.00	7.00	12.50	7.83	9.32	9.50	12.00	12.33	9.50	10.72
Pick Axe ('Doma').....	No	19.00	7.33	15.00	-	22.00	14.33	14.50	20.50	15.88	-	-	15.67	19.50	17.58
'Gejera'.....	No	17.00	14.50	15.50	-	-	-	-	-	15.67	-	-	16.67	14.50	15.58
FARM EQUIPMENT (HAND MADE)															
'Mofer'.....	No	-	-	16.67	20.67	45.00	-	-	65.00	35.20	-	-	-	-	-
'Kember'.....	No	-	-	16.67	-	30.00	-	-	43.33	30.00	-	-	-	-	-
'Digr'.....	No	-	-	4.67	6.00	5.00	-	3.00	2.50	4.42	-	-	-	-	-
Plough.....	No	24.33	33.33	36.00	40.00	30.33	20.67	24.50	30.00	30.13	9.67	-	-	-	9.67
Sickel.....	No	3.75	5.00	-	4.50	5.00	5.17	3.50	4.00	4.50	3.67	-	3.00	-	3.33
'Wegel'.....	No	3.67	5.00	4.67	6.50	5.00	4.17	4.00	5.67	4.80	6.50	-	-	-	6.50
'Erfe '.....	No	-	-	3.67	7.00	7.67	-	3.50	11.33	7.12	-	-	-	-	-
MISCELLANEOUS GOODS AND SERVICES															
Coffin (Medium Quality).....	No	-	-	-	-	500.00	-	-	500.00	500.00	-	-	-	-	-
Charge for Money order	Once	11.03	-	11.03	11.03	11.44	11.03	11.03	10.74	11.06	3.05	3.05	-	3.00	3.03
Charge for Visa (for person).....	No	-	-	-	-	-	-	-	-	-	-	-	-	-	-

Group 2

Market Places

(Chuaít, Gondar, Esete, Debre Tabor, Kobo, Weldiya,
Kombolcha, Dessie, Shewa Robit, Debre Birhan.)

Group 3

Market Place

1. Check the market place for any signs of life.
2. Record the number of birds seen.

Table 1 Group 2 :- Average Retail Price of Goods and Services by Region and Selected Market Places

May
Ginbot 2002
1994

ITEM	UNIT	R E G I O N A N D M A R K E T P L A C E S									
		A M H A R A									
		Chuahit	Gondar	Esete	Debre-Tabor	Kobo	Weldiya	Kombolcha	Dessie	Shewa-Robit	Debre-Birhan

P R I C E I N B I R R

CEREALS UNMILLED

'Teff' White	Kg	1.47	1.84	1.41	-	1.88	2.02	2.01	1.58	1.80	1.77
'Teff' Mixed.....	Kg	1.34	1.64	1.28	1.22	1.54	1.63	1.90	1.53	1.59	1.57
'Teff' Black (Red).....	Kg	1.32	1.56	1.14	1.04	1.40	1.55	1.27	1.44	-	1.26
Wheat White.....	Kg	-	1.56	1.33	1.28	1.90	1.80	1.22	1.38	1.26	1.16
Wheat Mixed.....	Kg	-	1.44	-	-	-	1.65	-	1.24	1.24	-
Wheat Black.....	Kg	1.32	-	1.21	.99	1.79	1.61	-	1.53	1.22	1.07
Barley White.....	Kg	-	1.85	.95	1.01	1.71	1.36	1.49	1.55	1.29	1.19
Barley Mixed.....	Kg	-	-	.99	-	-	1.35	-	1.27	1.28	-
Barley Black.....	Kg	1.03	-	1.20	-	1.81	1.50	1.45	1.33	-	1.23
Barley for Beer.....	Kg	-	-	-	-	-	-	-	-	-	-
Maize.....	Kg	.86	1.05	.92	.76	.77	.91	.85	.87	.63	.77
Durrah.....	Kg	.95	.95	.95	.78	.89	1.12	.96	.91	.77	.86
Sorghum Yellow.....	Kg	1.02	1.15	-	-	1.08	1.14	1.22	1.26	.88	1.07
Sorghum White.....	Kg	1.01	1.06	1.02	-	1.08	1.20	1.56	-	.68	1.04
Sorghum Red.....	Kg	.97	1.12	-	-	.97	1.06	1.22	.93	-	1.01
African Millet.....	Kg	1.00	1.02	1.08	1.00	-	1.24	-	-	-	-
Rice.....	Kg	-	5.33	-	5.00	5.00	4.75	4.67	4.33	5.00	4.58
Oats.....	Kg	-	2.17	-	-	-	-	1.24	1.46	2.12	-
Hulled Barley.....	Kg	-	2.54	1.96	-	-	3.11	3.30	2.42	2.59	2.35

CEREALS MILLED

'Teff' White.....	Kg	-	-	-	-	-	-	-	2.75	-	-
'Teff' Mixed.....	Kg	-	-	-	-	-	-	-	2.54	-	-
'Teff' Black (Red).....	Kg	-	-	-	-	-	-	-	-	-	-
Wheat White.....	Kg	-	-	-	-	-	-	-	-	-	-
Wheat Mixed.....	Kg	-	-	-	-	-	-	-	2.55	-	-
Barley White.....	Kg	-	-	-	-	-	-	-	-	-	4.00

Table 1 Group 2 :- (Cont'd) Average Retail Price of Goods and Services by Region and Selected Market Places

May
Ginbot 2002
1994

		R E G I O N A N D M A R K E T P L A C E S									
		A M H A R A									
ITEM	UNIT	Chuahit	Gondar	Esete	Debre-Tabor	Kobo	Weldiya	Kombolcha	Dessie	Shewa-Robit	Debre-Birhan
		P R I C E I N B I R R									
Barley Mixed.....	Kg	-	-	-	-	-	-	-	-	-	-
Maize.....	Kg	-	-	-	-	-	-	-	-	-	-
Oats.....	Kg	4.75	5.67	-	-	-	-	-	-	-	5.00
Sorghum.....	Kg	-	-	-	-	-	-	-	-	-	-
Durrah.....	Kg	-	-	-	-	-	-	-	-	-	-
'Furno Duket' Locally Processed..	Kg	2.83	4.00	-	3.75	2.50	2.50	2.50	2.50	3.08	3.00
PULSES UNMILLED											
Horse Beans.....	Kg	1.41	1.36	.92	.90	1.13	1.19	1.09	1.00	.88	.91
Peas White.....	Kg	-	1.54	1.21	1.14	1.74	1.95	-	-	-	-
Peas Black.....	Kg	-	-	-	-	2.74	-	-	-	-	-
Peas Mixed.....	Kg	-	1.35	1.08	-	1.35	1.42	1.39	1.45	1.27	1.38
Soya Beans.....	Kg	-	-	-	-	-	-	-	-	-	-
Chick Peas.....	Kg	1.41	1.44	1.21	1.00	1.39	1.46	1.57	1.48	1.53	1.38
Lentils.....	Kg	-	1.68	2.05	1.37	1.72	1.97	2.01	1.99	2.23	2.06
Haricot Beans.....	Kg	-	-	-	-	-	.72	-	-	-	-
Lima Beans.....	Kg	-	-	-	-	-	.75	1.33	1.42	.91	-
Vetch.....	Kg	.51	.69	.81	.65	.98	.93	.91	.90	.80	-
Fenugreek.....	Kg	6.12	3.83	4.66	3.83	3.58	3.01	6.52	4.84	3.51	5.00
PULSES MILLED OR SPLIT											
Horse Beans Milled.....	Kg	-	-	-	3.00	-	-	-	-	2.38	3.33
Peas Milled.....	Kg	-	4.83	-	3.00	-	-	-	-	-	3.83
Chick Peas Milled.....	Kg	3.00	-	-	3.50	-	-	-	-	-	5.00
Mixed Pulses Milled.....	Kg	3.17	4.17	3.50	3.00	4.70	3.37	4.52	3.50	2.27	3.50
Vetch Milled.....	Kg	-	-	-	-	-	-	-	-	-	-
Peas Split.....	Kg	-	-	3.33	3.00	2.92	2.60	3.00	2.50	3.13	2.64
Peas Split(Roasted).....	Kg	2.92	3.50	-	-	-	-	-	-	-	2.27

Table 1 Group 2 :-(Cont'd) Average Retail Price of Goods and Services by Region and Selected Market Places

May
Ginbot 2002
1994

ITEM	UNIT	R E G I O N A N D M A R K E T P L A C E S									
		A M H A R A									
		Chuahit	Gondar	Esete	Debre-Tabor	Kobo	Weldiya	Kombolcha	Dessie	Shewa-Robit	Debre-Birhan
P R I C E I N B I R R											
Horse Beans Split(Roasted).....	Kg	2.50	-	-	3.00	-	-	-	-	1.46	1.42
Lentils Split.....	Kg	3.33	3.67	3.83	4.00	3.33	4.44	3.00	3.00	3.13	2.87
Vetch Split(Roasted).....	Kg	-	-	-	-	-	-	-	-	1.16	1.23
Chick Peas Split(Roasted).....	Kg	-	-	-	3.50	-	-	-	-	-	-
Fenugreek Milled.....	Kg	-	5.00	-	6.00	7.33	6.00	8.11	5.67	-	8.00
OIL SEEDS											
Niger Seed.....	Kg	4.79	4.17	2.17	1.84	2.51	2.25	2.78	3.43	3.41	4.72
Linseed White.....	Kg	-	-	-	-	-	3.71	-	-	-	-
Linseed Black.....	Kg	3.47	3.00	2.11	1.83	2.36	2.92	2.86	2.73	2.00	2.50
Sesame Seed.....	Kg	-	-	-	-	2.49	2.28	3.61	4.17	3.42	5.00
Sunflower.....	Kg	1.51	2.00	-	1.72	2.06	1.90	2.82	1.82	2.21	2.50
Castor Beans.....	Kg	-	-	-	-	-	1.98	3.41	2.35	2.90	4.55
Rape Seed.....	Kg	2.67	2.03	1.67	1.16	1.72	2.41	1.99	1.90	2.35	4.55
Ground Nut Shelled.....	Kg	3.50	4.00	-	4.17	5.00	4.42	4.50	-	4.92	4.83
PREPARED CEREAL PRODUCTS											
Spaghetti (Local) Without Egg....	Kg	6.83	7.00	7.00	6.83	7.00	6.33	6.00	6.50	6.50	6.83
Pastini.....	Kg	-	10.00	-	-	8.00	7.00	6.00	7.00	-	7.33
Macaroni (Local) Without Egg....	Kg	5.17	5.33	5.50	5.33	5.00	5.00	5.00	5.00	5.08	5.25
'Fafa' Flour.....	kg	-	4.00	-	-	-	-	-	5.67	-	7.33
'Dube' Flour.....	kg	-	6.08	-	-	-	6.00	-	5.00	-	4.92
BREAD AND OTHER PREPARED FOODS											
'Enjera' ('Teff' Mixed).....	325gm	-	.65	.81	.42	.90	.65	.58	.50	.48	.55
'Dabo' (Traditional Ambasha)..	350gm	-	-	-	-	-	.65	.94	-	.73	.45
'Dabo' (Traditional Sheleto)..	350gm	.48	.55	.41	.71	.63	1.76	.68	.47	.65	.40

Table 1 Group 2 :-(Cont'd) Average Retail Price of Goods and Services by Region and Selected Market Places

May
Ginbot 2002
1994

		R E G I O N A N D M A R K E T P L A C E S									
ITEM	UNIT	A M H A R A									
		Chuahit	Gondar	Esete	Debre-Tabor	Kobo	Weldiya	Komboicha	Dessie	Shewa-Robit	Debre-Birhan
		P R I C E I N B I R R									
Bread Wheat (Bakery).....	350gm	-	1.05	.80	.86	.96	1.09	1.28	-	1.36	.93
Biscuits	150gm	2.55	2.81	2.67	2.52	-	-	-	2.51	2.00	2.73
MEAT											
Beef	Kg	7.01	14.67	10.00	10.00	10.07	12.00	12.00	12.00	13.67	12.33
Camel Meat	Kg	-	-	-	-	-	-	-	-	-	-
FISH AND FISH PRODUCTS											
Fish Fresh.....	Kg	-	-	-	-	-	-	-	-	-	-
Sardines (Imported).....	125gm	-	8.00	-	-	-	6.00	-	-	-	-
DIARY PRODUCTS AND EGG											
Cow Milk (Unpasteurized).....	Lt	2.00	2.22	1.67	2.22	2.00	2.00	2.27	2.00	2.97	1.33
Cow Milk (pasteurized).....	Lt	-	-	-	-	-	3.66	-	-	-	-
Camel Milk.....	Lt	-	-	-	-	-	-	-	-	-	-
Goat Milk.....	Lt	-	-	-	-	-	-	-	-	-	-
Powdered Milk (Edget).....	450gm	-	17.50	-	-	27.00	-	25.90	28.50	19.83	28.13
Yoghurt (Traditional).....	Lt	-	5.00	1.88	2.87	5.00	3.66	3.03	2.86	-	3.33
Cheese Cottage.....	Kg	-	-	-	-	-	-	-	8.00	-	2.83
Egg (Traditional).....	Dozen	2.60	4.00	2.33	2.25	3.81	3.14	3.43	3.00	3.81	3.43
OILS AND FATS											
Butter Unrefined.....	Kg	13.44	25.38	18.00	19.67	20.29	20.33	20.00	20.00	24.98	22.33
Cooking Oil (Imported).....	Lt	-	10.11	-	-	11.83	9.58	11.00	12.25	11.33	10.33
Cooking Oil (Local).....	Lt	10.00	10.00	8.00	7.33	-	9.83	9.00	8.76	10.00	8.00

Table 1 Group 2 :-(Cont'd) Average Retail Price of Goods and Services by Region and Selected Market Places

May
Ginbot 2002
1994

ITEM	UNIT	R E G I O N A N D M A R K E T P L A C E S									
		A M H A R A									
		Chuahit	Gondar	Esete	Debre-Tabor	Kobo	Weldiya	Kombolcha	Dessie	Shewa-Robit	Debre-Birhan
P R I C E I N B I R R											
VEGETABLES AND FRUITS											
VEGETABLES (FRESH)											
Ethiopian Kale.....	Kg	-	-	-	-	-	-	.61	.84	.76	.93
Cabbage.....	Kg	-	1.48	-	.84	.69	1.59	.46	.75	-	1.03
Lettuce.....	Kg	-	.94	-	.91	2.36	1.98	.95	.94	-	1.19
Spinach.....	Kg	-	1.51	-	-	-	1.97	.59	.78	-	.95
Carrot.....	Kg	-	3.43	-	.61	1.46	1.48	.60	1.16	1.48	1.00
Tomatoes.....	Kg	1.56	1.36	.50	.52	1.54	1.76	1.08	.75	.92	1.17
Onions.....	Kg	2.27	2.48	3.33	2.50	3.05	2.34	3.42	2.71	.73	2.22
Garlics.....	Kg	4.98	6.07	-	3.92	6.34	5.22	3.57	4.85	6.56	5.74
Leaks.....	Kg	-	-	-	-	2.50	1.92	-	-	-	-
Pepper Green.....	Kg	-	2.83	-	2.35	1.92	3.28	2.87	3.07	1.14	3.61
Pumpkin.....	Kg	-	-	.50	-	-	.44	.30	-	-	-
Green Peas.....	Kg	-	-	-	-	-	-	-	-	-	-
Beet Root.....	Kg	-	.74	-	1.44	1.09	1.87	.57	1.01	-	1.06
Cauliflower.....	Kg	-	-	-	-	-	-	-	-	-	3.00
FRUITS FRESH											
Banana.....	Kg	-	3.50	5.71	3.50	1.40	3.00	3.00	2.50	1.80	2.50
Orange.....	Kg	-	3.83	-	4.00	-	3.83	2.50	3.17	1.14	3.00
Lemon.....	Kg	-	2.11	-	4.44	2.24	3.69	1.04	4.25	1.08	2.82
Tangerine.....	Kg	-	-	-	-	-	-	-	-	-	3.00
Papaya.....	Kg	-	3.83	-	3.00	1.21	2.33	3.00	2.00	.84	1.50
Grapes.....	Kg	-	-	-	-	-	-	-	-	-	-
Avocado.....	Kg	-	4.00	-	5.00	-	4.00	3.00	3.00	-	2.50
Mango.....	Kg	-	3.75	-	5.00	-	4.00	3.00	3.00	1.83	3.00
Cactus.....	Kg	-	-	-	-	-	-	-	-	-	-

Table 1 Group 2 :-(Cont'd) Average Retail Price of Goods and Services by Region and Selected Market Places

May
Ginbot 2002
1994

ITEM	UNIT	R E G I O N A N D M A R K E T P L A C E S									
		A M H A R A									
		Chuahit	Gondar	Esete	Debre- Tabor	Kobo	Weldiya	Kombolcha	Dessie	Shewa- Robit	Debre- Birhan
P R I C E I N B I R R											
SPICES											
Pepper Whole.....	Kg	6.63	5.33	4.17	7.67	6.52	6.33	5.67	6.00	5.33	5.00
Black Pepper(Local).....	Kg	-	-	-	16.00	-	-	-	25.00	-	19.45
Long Pepper(Local).....	Kg	-	14.83	-	20.00	12.33	7.75	15.00	18.33	-	15.28
White Cumin(Bishop's Weed)Local..	Kg	-	3.17	3.28	2.33	3.86	3.75	5.71	5.00	4.55	9.44
Black Cumin(Local).....	Kg	3.21	4.50	10.45	5.17	4.83	5.75	8.33	5.33	8.58	8.49
Ginger Dry(Local).....	Kg	-	3.50	-	-	3.00	3.17	2.83	3.83	4.02	5.91
Ginger Wet(Local).....	Kg	1.27	1.17	1.25	1.17	1.50	1.42	1.50	1.50	1.57	1.20
Cloves(Imported).....	Kg	-	116.67	-	120.00	-	-	92.50	118.50	100.00	-
Cinnamon(Imported).....	Kg	-	25.00	-	35.00	28.00	28.33	32.00	25.00	-	-
Cardamon(Local).....	Kg	-	37.33	-	-	-	36.67	40.00	37.33	-	40.00
Tumeric Flour(Local).....	Kg	-	3.00	2.50	5.00	2.67	2.25	3.17	2.50	6.32	10.56
Chillies Whole.....	Kg	-	-	-	-	-	-	6.95	-	-	10.00
Basil Dry.....	Kg	6.72	8.67	10.28	4.83	13.32	4.25	-	-	3.01	9.72
POTATOES, OTHER TUBERS AND STEMS											
Potato.....	Kg	1.22	1.01	1.09	.49	1.28	1.32	1.85	1.21	1.83	.78
Sweet Potato.....	Kg	-	-	-	-	-	.81	.56	.99	1.02	1.46
'Kocho' (Unprocessed).....	Kg	-	-	-	-	-	-	-	-	-	-
'Bula'.....	Kg	-	-	-	-	-	-	-	10.00	-	-
COFFEE, TEA, CHAT AND BUCK-THORN LEAVES											
Tea Leaves(Local).....	100gm	1.97	2.00	2.00	2.00	2.00	1.93	2.00	2.00	2.00	2.00
Coffee Whole.....	Kg	-	-	-	-	-	1.08	5.57	-	-	-
Coffee Beans.....	Kg	8.00	8.33	7.17	11.33	8.00	6.60	7.00	7.33	8.67	6.67
Coffee Leaves.....	Kg	-	-	-	-	-	-	-	-	-	-
Buck Thorn Leaves.....	Kg	-	1.40	1.52	1.77	3.23	1.86	4.01	3.81	3.60	2.38

Table 1 Group 2 :- (Cont'd) Average Retail Price of Goods and Services by Region and Selected Market Places

May
Ginbot 2002
1994

		R E G I O N A N D M A R K E T P L A C E S									
ITEM	UNIT	A M H A R A									
		Chuahit	Gondar	Esete	Debre-Tabor	Kobo	Weldiya	Kombolcha	Dessie	Shewa-Robit	Debre-Birhan
		P R I C E I N B I R R									
'Chat'.....	Kg	60.00	46.67	-	56.67	18.94	14.49	4.76	11.93	9.15	-
Malt-Barley.....	Kg	1.83	2.54	1.18	1.39	2.35	2.69	3.45	2.80	-	2.38
Malt-Wheat.....	Kg	-	-	-	-	4.38	3.32	5.57	3.86	-	-
OTHER FOOD ITEMS											
Salt.....	Kg	1.50	1.88	1.25	1.50	1.39	1.02	1.55	1.22	1.08	1.28
Sugar.....	Kg	5.50	5.00	5.00	4.90	5.00	4.93	4.50	4.70	4.75	4.53
Honey.....	Kg	11.00	11.67	7.67	10.67	21.00	12.33	12.00	13.33	11.67	15.00
Canned Tomato (Local).....	410gm	-	6.50	8.79	7.26	7.00	5.83	6.50	6.42	7.32	6.50
FOOD TAKEN AWAY FROM HOME											
Cup of Tea.....	No	.25	.30	.25	.30	.33	.30	.33	.33	.37	.50
Cup of Coffee.....	No	-	.70	.50	.70	1.00	.93	.87	.77	.57	.93
Cup of Milk.....	No	-	.70	.50	.70	1.00	1.00	.87	.77	1.00	.90
'Key Wot Yebere'.....	One Meal	-	4.17	-	-	5.00	-	4.00	4.33	5.00	4.67
'Key Wot Yebeg/Yefyel'.....	One Meal	3.17	4.17	3.50	4.00	5.00	5.00	5.67	5.00	5.67	5.00
COST OF MILLING											
Cereals.....	100Kg	10.00	15.00	10.00	6.33	9.67	8.00	10.00	10.00	7.33	7.00
Pulses.....	100Kg	25.00	25.00	20.00	13.33	40.00	25.00	18.33	20.00	7.67	6.67
Pepper Whole.....	100Kg	50.00	50.00	50.00	-	70.00	50.00	46.67	50.00	63.33	50.00
BEVERAGES - NON ALCOHOLIC											
Ambo Mineral Water.....	500cc	2.50	2.00	2.00	2.00	2.50	2.00	2.00	1.58	2.00	-
Bure Mineral Water.....	500cc	2.00	2.00	2.00	-	-	-	-	-	-	-
Coca Cola/Fanta.....	300cc	-	2.00	2.00	2.08	2.50	2.00	2.00	2.00	2.00	1.75

Table 1 Group 2 :-(Cont'd) Average Retail Price of Goods and Services by Region and Selected Market Places

May
Ginbot 2002
1994

ITEM	UNIT	R E G I O N A N D M A R K E T P L A C E S									
		A M H A R A									
		Chuahit	Gondar	Esete	Debre-Tabor	Kobo	Weldiya	Kombolcha	Dessie	Shewa-Robit	Debre-Birhan
P R I C E I N B I R R											
Pepsi Cola/Mirinda.....	300cc	2.00	2.00	2.00	2.00	2.50	2.00	2.00	2.00	2.00	1.75
BEVERAGES - ALCOHOLIC											
Araki (Local).....	900cc	25.00	23.67	-	27.33	26.67	20.00	23.28	23.60	22.33	18.00
Cognac (Local).....	900cc	-	-	-	-	-	-	-	-	-	18.00
Brandy (Local).....	900cc	-	-	-	-	-	-	-	-	-	18.00
Gin (Local).....	900cc	25.00	23.67	20.33	26.67	26.67	25.00	23.28	23.60	18.67	18.00
Saris Wine (Normal).....	750cc	-	9.67	-	-	-	12.00	7.00	8.00	6.67	5.00
'Katikalla'.....	Lt	8.70	7.41	5.56	6.29	9.33	5.93	6.75	8.06	5.00	9.33
Beer (Bedele).....	330cc	3.50	3.50	3.50	3.50	-	-	3.00	3.00	3.00	3.17
Beer (Harar).....	330cc	-	-	-	-	-	3.00	3.00	3.00	3.00	3.17
Beer (Meta Abo).....	330cc	-	3.50	3.50	3.50	3.00	3.00	3.00	3.00	3.00	3.17
'Tella'.....	Lt	.60	.59	.61	.60	.59	1.83	.90	.94	.49	.68
'Tej' (Mead).....	Lt	3.33	3.33	3.33	3.33	2.63	1.23	2.50	2.50	2.00	2.46
CIGARETTES AND TOBACCO											
CIGARETTES											
Nyala.....	Packet	5.00	4.00	4.00	4.00	4.00	4.00	4.00	4.00	4.00	4.00
Gissila.....	Packet	-	-	-	-	-	-	-	1.00	-	-
Rothmans.....	Packet	9.33	10.00	10.00	8.00	8.00	8.00	8.00	8.00	7.33	8.00
TOBACCO											
'Gaya'.....	Kg	-	-	-	-	-	15.42	9.44	14.00	-	-
CLOTHING AND FOOT WEAR											

Table 1 Group 2 :-(Cont'd) Average Retail Price of Goods and Services by Region and Selected Market Places

May
Ginbot 2002
1994

		R E G I O N A N D M A R K E T P L A C E S									
		A M H A R A									
ITEM	UNIT	Chuahit	Gondar	Esete	Debre-Tabor	Kobo	Weldiya	Kombolcha	Dessie	Shewa-Robit	Debre-Birhan
		P R I C E I N B I R R									
CLOTHING											
Abujedid(Akaki/Bahir Dar)91cm. Meter		3.42	3.33	5.25	3.67	4.50	5.00	-	-	3.33	4.00
Abujedid(Komb./Arba Min.)150cm Meter		6.00	5.83	5.75	5.00	5.83	5.00	4.50	5.25	5.83	5.50
Khaki(S-10,000 Twil)110cm. Meter		-	-	4.90	14.00	-	5.00	-	12.00	-	-
Khaki(Akaki)91cm. Meter		-	-	4.75	-	-	-	-	-	-	-
Wool-England 100%. Meter		-	-	-	-	-	-	-	166.67	-	-
Tetron(Arba Minch). Meter		-	-	19.00	20.00	-	22.00	-	-	29.67	18.00
Poplin(Dire Dawa)105cm. Meter		6.50	6.00	-	6.50	6.00	5.25	5.50	-	7.67	-
Poplin(Komb./Arba Minch)150cm. Meter		-	12.83	6.50	10.00	12.00	10.33	10.00	10.00	10.33	11.00
Nylon(Mojo). Meter		9.00	11.83	10.50	-	8.00	10.33	9.00	10.75	8.67	10.00
Polyster(Arba Minch/Awasa). Meter		-	-	-	10.00	-	-	-	-	-	-
Jersi. Meter		-	-	-	-	-	16.33	-	-	-	-
Cotton. Kg		2.61	3.83	3.50	5.00	4.91	5.00	5.77	5.50	4.17	5.00
Hisufi. Meter		-	-	-	-	-	-	-	-	-	-
Kefay. Meter		-	-	26.33	-	-	-	25.00	34.33	-	38.00
COST OF TAILORING											
Woolen Suit (Men). No		-	250.00	-	-	-	-	-	266.67	-	220.00
Khaki Suit (Men). No		14.00	31.67	26.67	35.00	30.00	32.33	41.67	26.00	-	27.50
Khaki Suit (Boys). No		9.33	23.33	12.33	18.33	22.50	25.00	19.33	15.00	-	30.00
Tateron Suit (Men). No		-	33.33	30.00	38.33	35.00	42.67	-	30.00	61.67	46.67
Tateron Suit (Boys). No		-	26.67	26.00	17.33	20.00	27.67	-	18.67	33.33	30.00
READY-MADE / FOR ADULTS											
'Netela'. No		15.33	19.33	19.00	19.67	21.67	26.67	23.33	24.67	27.00	26.67
'Gabi'. No		30.67	39.00	45.00	39.33	42.33	53.00	48.33	49.00	63.67	57.33

Table 1 Group 2 :- (Cont'd) Average Retail Price of Goods and Services by Region and Selected Market Places

May
Ginbot 2002
1994

ITEM	UNIT	R E G I O N A N D M A R K E T P L A C E S									
		A M H A R A									
		Chuahit	Gondar	Esete	Debre-Tabor	Kobo	Weldiya	Kombolcha	Dessie	Shewa-Kobit	Debre-Birhan
P R I C E I N B I R R											
Shirts Long Sleeved (Local).....	No	-	24.00	36.33	-	-	-	-	-	29.00	24.67
Shirts Short Sleeved (Local).....	No	-	-	35.00	-	-	-	-	-	32.00	-
Shirts Long Sleeved (Imported)...	No	-	46.00	47.33	61.67	50.00	51.00	28.00	44.67	48.33	39.33
Shirts Short Sleeved (Imported)...	No	-	35.33	38.00	58.33	45.00	40.00	48.33	44.67	56.67	-
Socks (Cotton) Imported.....	Pair	4.67	6.67	6.00	7.33	6.67	6.00	5.00	5.33	7.00	6.33
Sweater (Local) Men.....	No	-	47.00	45.00	-	-	-	-	58.00	54.33	22.50
Sweater (Local) Women.....	No	-	50.67	30.00	-	-	-	40.00	55.00	44.67	16.50
Shash (Imported).....	No	-	13.33	10.00	13.67	17.67	13.33	9.00	6.67	7.67	8.33
Singlets (Local) White.....	No	-	8.33	11.50	12.00	-	-	-	10.33	12.00	-
Jeans Trouser.....	No	60.00	66.67	75.00	80.00	100.00	93.33	71.67	70.00	73.33	51.67
Woolen Suit.....	No	-	-	-	-	-	-	-	-	-	-
'Kemisna Netela'.....	No	-	90.00	72.67	146.67	-	80.00	90.00	138.33	136.67	86.67
Sweater-Men (Imported).....	No	-	123.33	81.00	123.33	-	75.00	100.00	81.67	91.67	110.00
Sweater-Women (Imported).....	No	-	81.67	60.00	75.00	45.00	63.33	65.00	49.33	73.33	83.33
Nylon Dress.....	No	-	-	32.00	-	75.00	-	-	-	-	-
Tetron Trouser.....	No	-	-	53.33	-	45.00	37.67	-	-	-	-
Leather Jacket.....	No	-	336.67	335.00	350.00	-	300.00	-	300.00	-	390.00
Under Wear China.....	No	-	16.00	11.50	14.67	15.67	12.33	10.00	14.00	17.00	14.67
Deriya	NO	-	-	-	-	-	-	-	9.89	15.44	11.22
Polyester Suit.....	No	-	-	-	57.50	-	-	-	-	-	-
Khaki Short	No	-	10.67	10.50	-	-	8.67	-	6.00	-	-
T-Shirts	No	-	38.33	21.00	50.00	35.00	33.33	16.00	26.00	24.33	24.33
Jogging Suit(sport tuta)	No	100.00	80.00	65.00	98.33	65.00	68.33	70.00	76.00	-	80.00
Khaki Jacket	No	-	95.00	-	116.67	106.67	111.67	-	88.67	-	130.00
Geldem	No	12.00	-	-	-	83.33	36.00	35.00	15.00	25.33	14.00

Table 1 Group 2 :-(Cont'd) Average Retail Price of Goods and Services by Region and Selected Market Places

May
Ginbot 2002
1994

ITEM	UNIT	R E G I O N A N D M A R K E T P L A C E S									
		A M H A R A									
		Chuahit	Gondar	Esete	Debre-Tabor	Kobo	Weldiya	Kombolcha	Dessie	Shewa-Robit	Debre-Birhan
P R I C E I N B I R R											
READY-MADE / FOR CHILDREN											
Sweater (Local) for Boys.....	No	-	-	12.33	-	-	-	-	35.00	19.00	7.00
Socks (Imported) Cotton.....	Pair	-	3.33	4.33	3.83	4.33	3.83	4.67	3.17	3.33	3.00
Jeans Trouser.....	No	-	-	-	-	-	-	-	-	73.33	-
Shirt Long Sleeved(Imported)Boys.	No	-	-	-	-	-	-	-	21.33	22.67	-
Sweater (England) for Girls.....	No	-	-	-	-	-	-	-	47.00	39.33	-
Short for Boys.....	No	-	6.67	5.33	-	-	6.00	-	3.83	-	-
Kemise(for children)	No	-	66.67	37.67	50.00	68.33	70.00	65.00	71.67	56.67	55.00
FOOTWEAR (MEN AND WOMEN)											
Anbessa Leather Shoes Men(Local)Pair	-	125.00	71.67	165.00	103.33	86.67	68.33	60.00	-	-	71.67
Leather Shoes Men (Croft).....	Pair	70.00	153.33	91.67	-	143.33	120.00	140.00	118.33	68.33	95.00
Walking Shoes(imp.) Non-Leather	Pair	80.00	130.00	70.00	88.33	-	73.33	100.00	83.33	121.67	83.33
Canvas Shoes (Local) Men.....	Pair	20.33	25.00	21.00	23.33	-	25.00	22.00	24.67	24.00	29.00
Canvas Shoes (China) Men.....	Pair	22.50	-	-	27.33	24.00	26.00	26.33	26.83	-	29.50
Plastic Shoes (Local) Women....	Pair	8.00	9.17	9.33	9.67	9.00	8.50	9.00	8.17	9.67	9.00
Slippers Sponge Adult (China)..	Pair	-	7.17	7.83	7.67	8.00	9.00	9.00	8.50	7.67	7.00
Boots for Men Plastic (Local)..	Pair	-	45.00	50.33	46.67	-	-	-	39.00	-	37.67
Sendel Plastic Shoes (Imp.)....	Pair	11.33	11.67	-	10.67	-	-	-	-	10.33	-
Cost of Mending Shoes sole(Men).Pair	-	-	31.67	-	-	25.00	21.67	20.00	19.33	25.00	25.00

Table 1 Group 2 :-(Cont'd) Average Retail Price of Goods and Services by Region and Selected Market Places

May
Ginbot 2002
1994

ITEM	UNIT	R E G I O N A N D M A R K E T P L A C E S									
		A M H A R A									
		Chuahit	Gondar	Esete	Debre-Tabor	Kobo	Weldiya	Kombolcha	Dessie	Shewa-Robit	Debre-Birhan
P R I C E I N B I R R											
CONSTRUCTION MATERIALS, WATER, AND FUEL AND POWER											
CONSTRUCTION MATERIALS											
Cement/Bag/(Local).....	50Kg	-	42.50	-	41.25	38.00	33.83	32.50	33.17	34.33	32.67
Lime.....	Kg	7.00	1.52	-	-	-	-	-	.88	.72	-
Nail (7cm - 12cm).....	Kg	-	8.33	8.00	7.00	7.00	8.00	7.33	7.83	7.33	6.17
Nail With Cape.....	Kg	-	10.00	-	10.00	11.00	10.00	10.00	10.00	9.08	9.00
Corrugated Iron Sheet (.2mm).....	No	-	-	-	41.00	25.00	-	-	24.67	-	39.00
Wood for House Construction('Atana')..	No	-	-	-	-	7.00	5.33	-	-	10.33	-
Wall Paints-Super (Fluid) Normal.....	4Kg	-	59.00	-	-	-	57.00	54.00	54.33	57.67	54.33
Wall Paints-Super (Fluid) Plastic....	4Kg	-	93.00	-	-	-	-	86.33	86.33	-	88.00
Coarse Aggregate Gravel.....	Meter Cube	-	-	-	-	88.33	75.00	-	100.00	-	92.50
Hollow Concrete Block(20x20x40 cm Cube)No		-	3.23	-	-	-	2.40	3.00	3.00	2.00	2.60
Bricks (25cm x 12cm x 6cm).....	No	-	-	-	-	-	-	-	-	-	-
Floor Board 4m Length.....	No	-	57.50	-	80.00	-	26.67	60.00	60.00	-	-
Iron Pipe 6mt. (1/2 inch Wide) Local..	No	-	76.00	-	47.50	58.00	56.67	42.67	73.00	70.00	70.00
Chipwood (125cm x 250cm x 8mm).....	No	-	-	-	80.00	-	-	85.00	71.00	-	78.00
Sand.....	Meter Cube	-	-	-	-	14.26	33.33	60.00	70.00	-	55.00
Gutter N° 32.....	Meter	-	-	-	-	-	18.00	28.00	23.00	-	-
Window Glass (50cm x 50cm x 3mm).....	No	-	-	-	-	-	85.00	30.00	12.83	-	15.00
Water Tanker (1meter cube).....	No	-	-	-	-	-	883.33	700.00	875.00	-	-
Stone for House Construction..	Meter Cube	-	-	-	-	30.67	30.00	60.00	46.67	-	25.00
Mega Paints.....	4Kg	-	57.00	-	56.00	58.00	87.67	52.67	54.33	-	88.00
Tseday Paints.....	4Kg	-	-	-	-	-	-	-	-	-	-
"Yewellel Nitaf"(Tile).....	No	-	3.22	-	-	-	-	-	2.25	-	-
WATER											
Water.....	Meter Cube	6.67	7.50	5.33	8.33	4.25	.34	7.33	4.70	1.60	1.60

Table 1 Group 2 :-(Cont'd) Average Retail Price of Goods and Services by Region and Selected Market Places

May
Ginbot 2002
1994

ITEM	UNIT	R E G I O N A N D M A R K E T P L A C E S									
		A M H A R A									
		Chuahit	Gondar	Esete	Debre-Tabor	Kobo	Weldiya	Kombolcha	Dessie	Shewa-Robit	Debre-Birhan
		P R I C E I N B I R R									
FUEL AND POWER											
Fire Wood.....	Meter Cube	60.30	63.15	53.95	19.38	79.79	39.02	86.25	88.06	69.95	45.87
Charcoal.....	Kg	1.32	1.16	.74	.40	1.31	.97	.77	1.25	1.28	1.15
Dung Cake.....	Kg	.23	.37	.11	.27	-	-	.23	-	-	.41
Kerosine.....	Lt	-	2.10	2.56	2.03	1.94	1.91	1.86	1.87	1.92	1.95
Diesel.....	Lt	3.13	2.72	2.78	2.65	2.56	2.53	2.48	2.49	2.50	2.57
Electric.....	K.Watt	.29	.29	-	.29	-	.27	.27	.27	.27	.27
Matches.....	Box	.25	.25	.25	.20	.25	.25	.20	.20	.22	.20
Candles.....	No	.97	1.00	1.00	1.00	1.00	1.00	.70	.75	.75	.75
Buthane Gas (Shell).....	12.5 Kg	-	-	-	-	-	-	-	-	-	-
Eveready Drycell.....	No	1.79	2.00	1.75	1.92	3.92	2.00	1.83	1.79	2.00	1.79
FURNITURE, FURNISHING, HOUSEHOLD EQUIPMENT AND OPERATION											
CHAIRS, TABLES, ETC.											
Table Wanza (Machine made) Varnished..	No	-	263.33	-	410.00	193.33	250.00	140.00	190.00	-	450.00
Table Wanza (Hand made) Not Varnished.	No	-	213.33	-	-	-	250.00	-	-	425.00	-
Chairs Wanza (Machine Made) Varnished.	No	-	-	-	73.33	48.33	75.00	45.00	50.00	-	85.00
Chairs Wanza (Hand Made) Varnished....	No	-	91.67	-	-	-	-	-	-	72.50	85.00
Cupboard Wanza (2 doors) Varnished....	No	-	800.00	-	1133.33	700.00	1200.00	900.00	966.67	-	966.67
Double Bed Wanza (120cm) Varnished....	No	-	576.67	-	466.67	625.00	633.33	500.00	600.00	525.00	550.00
Sofas (Complete).....	No	-	3400.00	-	2850.00	2566.67	3500.00	-	2283.33	-	1766.67
Book Shelves Wanza (3 Shelves) no Door	No	-	206.67	-	300.00	310.00	300.00	293.33	333.33	320.00	325.00
Chest of Drawer	No	-	-	-	-	-	750.00	393.33	500.00	-	585.00
FURNISHINGS & REPAIRS											
Bed Sheet (Non-Patterned Bahir Dar)											
1.90m x 2.50m.....	Pair	46.50	41.67	42.67	41.67	-	49.33	-	39.17	56.67	50.00

Table 1 Group 2 :- (Cont'd) Average Retail Price of Goods and Services by Region and Selected Market Places

May
Ginbot 2002
1994

ITEM	UNIT	R E G I O N A N D M A R K E T P L A C E S									
		A M H A R A									
		Chuahit	Gondar	Esete	Debre-Tabor	Kobo	Weldiya	Kombolcha	Dessie	Shewa-Robit	Debre-Birhan
P R I C E I N B I R R											
Bed Sheet(Patterned Kombolcha)											
1.90m x 2.50m.....	Pair	-	59.67	65.33	-	-	63.33	75.00	70.00	93.33	88.00
Bed Cover(Patterned Kombolcha).....	No	-	82.33	32.67	-	-	72.33	75.00	-	-	-
Blanket Woolen(Debre B.)160cm x 220cm.	No	83.67	76.00	80.33	90.00	80.00	100.33	75.00	76.33	-	76.33
Mattress-Sponge (A.A Foam) 120cm.....	No	-	317.67	295.00	376.00	350.00	330.00	-	328.33	-	326.67
Towel-Local (Kombolcha).....	No	-	-	10.33	-	-	-	-	-	13.67	15.00
EARTHEN WARE											
Water Pot.....	No	12.00	10.67	2.75	3.75	7.33	5.50	6.33	7.67	6.33	4.83
'Jebena' Medium Size.....	No	2.00	2.25	2.00	1.50	3.67	2.57	3.00	2.33	2.50	1.33
'Mitad' (Griddle of Clay).....	No	6.17	10.83	5.17	9.00	13.67	9.00	13.00	12.00	15.33	10.00
Local Stove '(Lakech).....	No	8.00	8.83	1.42	7.33	8.00	8.67	8.33	19.67	6.17	5.67
Cup for Coffee (China).....	No	1.00	.82	1.25	1.00	1.25	1.12	1.25	1.22	1.07	1.00
Plate Clay (imported).....	No	3.50	4.17	5.83	4.00	4.83	4.83	4.00	3.67	4.00	3.00
STRAW, BAMBOO AND OTHERS											
'Sefed'.....	No	-	3.83	2.17	3.00	8.33	4.50	8.33	5.75	6.67	5.00
Sack 100Kg Capacity.....	No	-	4.17	-	-	-	-	3.33	-	3.58	-
METAL WARE											
Cooking Pan Medium (Local).....	No	25.67	28.33	14.50	21.33	28.33	20.33	28.33	16.00	24.33	16.00
Tray (Nickel) Medium N# 45 Local.....	No	-	-	-	-	-	-	-	-	-	-
Electric 'Mitad' Aluminium.....	No	-	455.00	-	-	-	440.00	350.00	335.00	-	-
Gas Stove (Kerosine) China.....	No	-	42.67	44.33	42.50	42.00	40.00	40.00	40.67	37.00	39.00
Refregerator.....	No	-	3133.33	-	-	-	-	-	3750.00	-	-

Table 1 Group 2 :- (Cont'd) Average Retail Price of Goods and Services by Region and Selected Market Places

May
Ginbot 2002
1994

ITEM	UNIT	R E G I O N A N D M A R K E T P L A C E S									
		A M H A R A									
		Chuahit	Gondar	Esete	Debre-Tabor	Kobo	Weldiya	Kombolcha	Dessie	Shewa-Robit	Debre-Birhan
		P R I C E I N B I R R									
PLASTIC WARE (LOCAL MADE)											
Jerrycan (20 Litres).....	No	23.33	21.67	19.83	25.33	24.00	21.00	-	17.67	25.67	24.33
Bucket (20 Litres).....	No	15.00	15.33	16.50	16.33	15.00	16.00	16.00	16.00	17.00	16.33
GLASS WARE											
Glass for Tea (Duralax).....	No	-	3.42	2.00	3.33	3.50	2.75	3.42	2.92	3.00	3.00
OTHER HOUSEHOLD EQUIPMENT											
Kerosine Lamp.....	No	18.00	23.33	15.33	25.50	24.33	23.33	-	22.67	26.67	15.00
'Kuraz' Small Local Kerosine Lamp.....	No	1.33	1.92	.92	1.00	1.00	1.00	1.00	1.00	1.42	2.00
Flash Light.....	No	6.50	6.50	6.33	6.50	6.33	6.83	6.00	5.67	6.67	6.50
Electric Bulb Philips(40/60 Watt).....	No	2.00	2.00	-	2.00	2.50	2.00	1.87	2.00	2.00	2.00
HOUSEHOLD OPERATION											
Hard Soap (Local).....	200gm	1.85	1.33	1.82	1.87	2.00	2.13	1.63	2.13	1.29	2.00
Hard Soap (Imported).....	200gm	2.20	2.40	2.17	-	2.20	2.67	2.17	2.08	1.93	-
Detergent (Omo).....	50gm	-	1.21	.63	1.19	-	1.00	-	.77	.63	-
Incense.....	Kg	7.33	21.00	18.33	-	8.00	10.50	14.67	15.67	4.45	7.64
Sandal Wood.....	No	.25	.35	.22	.33	.27	.25	.25	.20	.25	.25
Toilet Paper (Mamko).....	Roll	3.00	3.00	3.00	3.08	3.00	3.00	3.00	3.00	2.97	3.00
DRY CLEANING											
Dry Cleaning (Suit Men).....	No	-	13.33	-	-	-	15.00	14.00	14.67	-	16.00

Table 1 Group 2 ::(Cont'd) Average Retail Price of Goods and Services by Region and Selected Market Places

May
Ginbot 2002
1994

ITEM	UNIT	R E G I O N A N D M A R K E T P L A C E S									
		A M H A R A									
		Chuahit	Gondar	Esete	Debre-Tabor	Kobo	Weidiya	Kombolcha	Dessie	Shewa-Robit	Debre-Birhan
P R I C E I N B I R R											
DOMESTIC SERVICE											
Maid Servant.....	Month	14.00	25.00	10.67	14.00	26.67	25.00	25.00	30.00	21.67	23.33
Unskilled Service (Daily Laborer)....	Day	6.00	6.67	5.33	3.67	6.67	5.00	8.00	7.33	7.67	5.67
Salary for Guard	Month	-	43.33	-	-	50.00	38.33	40.00	36.67	36.67	50.00
MEDICAL CARE											
Ampicillin(250 mg) Local.....	56 Caps	17.96	16.87	17.08	16.40	17.73	16.80	16.80	19.60	19.60	16.80
Dichlorophine(500 mg) Local.....	6 Pills	-	1.70	-	-	1.88	-	1.50	-	-	-
Tetracycline(250mg) Local.....	56 Caps	9.33	6.73	8.40	7.92	12.00	10.27	10.27	8.83	9.33	7.28
Penicillin Injection(4 Mu. Local). Bottle		4.25	3.83	4.00	4.20	3.67	3.67	4.00	4.00	4.50	4.60
Chloramphenicol(250mg) Local.....	56 Caps	-	12.41	16.80	11.76	-	14.93	12.32	13.33	6.53	16.80
Dipron(500mg) Local.....	20 Pills	-	-	3.00	-	-	-	-	-	-	-
Cough Syrup (Berantine) Local.....	125cc	9.33	8.77	7.50	-	8.00	9.00	6.33	7.00	8.33	8.50
Bactrim(480mg) Local.....	30 Pills	-	-	4.50	-	-	-	6.00	7.00	-	-
Vermox(100mg) Local.....	12 Pills	4.00	.90	1.10	-	2.00	-	3.33	2.00	-	-
Mezel(250mg) Local.....	30 Caps	4.15	3.90	2.49	3.50	5.72	6.00	6.00	4.76	5.50	3.60
Asprin (300 mg) Local.....	20 Pills	1.87	1.20	1.40	1.50	2.33	2.33	2.33	2.67	2.00	2.00
OTHER MEDICAL EXPENSES											
Doctor's Fee (Government).....	per visit	-	4.00	1.00	1.00	1.00	2.00	2.00	2.00	2.00	2.00
Doctor's Fee (Private).....	per visit	-	5.00	-	5.00	-	15.00	10.00	20.00	5.00	8.33
Injection (Service Charge).....	Once	-	2.00	-	1.00	.50	1.00	1.00	1.00	.50	1.00
Laboratory Test Fee (Private).....	Once	-	6.00	-	-	-	5.00	5.00	5.00	5.00	5.00
Bed Charge (gov.).....	per day	-	6.00	2.00	3.00	2.00	6.00	2.00	2.00	4.00	3.00

Table 1 Group 2 :-(Cont'd) Average Retail Price of Goods and Services by Region and Selected Market Places

May
Ginbot 2002
1994

ITEM	UNIT	R E G I O N A N D M A R K E T P L A C E S									
		A M H A R A									
		Chuahit	Gondar	Esete	Debre-Tabor	Kobo	Weldiya	Kombolcha	Dessie	Shewa-Robit	Debre-Birhan
P R I C E I N B I R R											
TRANSPORT AND COMMUNICATION											
TRANSPORT											
Benzene.....	Lt	-	4.40	4.75	-	4.24	4.21	4.16	4.17	4.22	4.25
Motor Oil (Mobil).....	Lt	-	19.75	-	19.70	19.88	19.00	19.75	19.75	18.70	19.00
Car Washing and Greasing.....	No	-	26.33	-	-	-	40.00	35.00	28.33	-	25.00
Bus Fare (per km).....	Tarif	-	.10	-	.11	.09	.12	.15	.10	.12	.10
Bus Fare (within Town)	Trip	-	.50	-	-	-	-	-	-	-	-
Taxi Fare	Trip	-	1.00	-	-	-	.50	.50	.50	1.00	.50
Air Plane (To Addis Ababa)	Trip	-	355.00	-	-	-	-	214.00	213.30	-	-
Animal Transport fare.....	Trip	-	-	19.17	-	-	-	-	-	9.33	-
Cart Fare.....	Trip	-	.50	-	.50	-	.75	.50	.50	.50	.50
Train Fare	Trip	-	-	-	-	-	-	-	-	-	-
Service Charge (Motor oil change)...	Once	-	-	-	-	-	-	-	-	-	-
COMMUNICATION											
Telephone Charge (with town).....	Period	-	.20	.35	.20	-	.20	-	-	-	.20
Telephone Charge to Addis Ababa....	Period	3.65	3.65	3.25	3.25	3.25	2.50	2.75	3.00	2.70	2.05
Telephone Line Installation Charge..	Once	355.75	355.75	355.75	355.75	-	355.75	355.75	355.75	356.00	355.75
ENTERTAINMENT AND EDUCATION											
EQUIPMENT AND ACCESSORIES											
T.V. Set Philips 21 inch(Colored).....	No	-	3466.67	-	-	-	3700.00	-	3350.00	-	3300.00
Cassette Recorded Original(Local Music)No		13.00	13.00	-	12.00	13.00	13.00	12.00	13.00	12.33	12.00
Radio Set Philips 3 Band.....	No	-	125.00	96.67	110.00	117.50	153.33	170.00	153.33	145.00	148.33
Tape Recorder National (2 Speaker)....	No	-	530.00	-	-	190.00	-	500.00	436.67	-	255.00
Expense for Photograph(Passport size)4Pho		-	3.00	4.00	3.67	-	3.00	3.00	3.00	4.00	5.33

Table 1 Group 2 :-(Cont'd) Average Retail Price of Goods and Services by Region and Selected Market Places

May
Ginbot 2002
1994

ITEM	UNIT	R E G I O N A N D M A R K E T P L A C E S									
		A M H A R A									
		Chuahit	Gondar	Esete	Debre-Tabor	Kobo	Weldiya	Kombolcha	Dessie	Shewa-Robit	Debre-Birhan
		P R I C E I N B I R R									
Newspaper (Addis Zemen).....	No	-	-	-	-	-	-	.50	.50	.50	.50
Theater Enterance Fee	Once	-	-	-	-	-	-	10.00	10.00	-	-
EDUCATION											
Exercise Book (50 Leaves) Local.....	No	1.78	2.03	2.00	1.73	1.97	1.75	1.85	1.72	1.75	1.40
Pencil (China).....	No	.25	.22	.25	.25	.53	.25	.25	.25	.25	.25
Ball Point-Bic England.....	No	1.00	1.00	.90	1.03	1.10	1.00	1.00	1.00	1.00	1.00
Day School Fee-Public(Grade 7 & 8)..Month	-	-	-	-	-	-	-	-	-	-	-
Day School Fee-Private(Grade 9-12)..Month	-	-	-	-	-	-	-	-	-	-	-
Night School Fee-Government(Gr.9-12)Month	-	14.50	-	16.00	22.00	14.05	14.50	14.50	21.75	14.50	-
School Uniform Fee	No	-	-	53.33	56.00	51.00	38.00	64.33	-	-	-
Night School Fee-Private(Grade9-12)..Month	-	-	-	-	-	-	-	-	-	-	-
PERSONAL CARE AND EFFECTS											
PERSONAL CARE											
Lux Toilet Soap.....	90gm	2.70	2.25	2.25	2.25	2.25	2.25	2.27	1.97	2.00	2.16
Blade-TOPAZ.....	No	.25	.25	.25	.27	.25	.27	.25	.28	.25	.25
Hair Dressing (Traditional).....	No	.67	1.83	.75	1.33	2.00	2.00	1.50	1.33	1.67	-
Hair Dressing (Modern).....	No	-	5.33	7.00	5.67	7.00	5.67	7.00	7.67	8.00	7.00
Barbery (Mens Hair Cut).....	No	-	3.67	1.00	3.67	3.00	3.33	3.33	4.00	3.00	2.67
Paraffin Hair Oil.....	330cc	7.83	7.83	9.00	8.17	8.00	7.17	7.42	7.50	7.50	7.67
Zenith Hair Oil.....	330cc	9.90	11.73	-	9.67	8.00	7.83	7.33	7.00	8.33	8.00
Shaving Machine (medium)	No	-	-	-	-	-	-	-	33.00	-	-
Perfume	CC	-	25.67	25.67	26.67	60.00	21.00	28.67	23.00	25.67	24.33
PERSONAL EFFECTS											
Umbrella-Men Medium (Local).....	No	-	22.67	19.33	31.67	-	22.33	23.67	22.00	21.67	20.33

Table 1 Group 2 :-(Cont'd) Average Retail Price of Goods and Services by Region and Selected Market Places

May
Ginbot 2002
1994

ITEM	UNIT	R E G I O N A N D M A R K E T P L A C E S									
		A M H A R A									
		Chuahit	Gondar	Esete	Debre-Tabor	Kobo	Weldiya	Kombolcha	Dessie	Shewa-Robit	Debre-Birhan
		P R I C E I N B I R R									
Umbrella-Women Medium (Imported).....	No	19.50	24.67	23.17	19.33	20.00	20.00	19.67	20.00	19.33	18.67
Hand Bag (Imported Synthetic).....	No	-	-	-	-	-	-	115.00	103.33	-	105.00
Belt (Local) Machine Made.....	No	5.00	18.33	9.50	24.33	-	-	9.33	12.67	12.33	6.33
Belt (Local) Hand Made.....	No	1.67	-	6.00	-	-	1.08	1.00	3.17	-	-
JEWELLERY											
Seiko-21 Jewels Automatic (Men).....	No	-	310.00	-	-	-	290.00	-	-	-	290.00
Seiko-21 Jewels Automatic (Women).....	No	-	300.00	-	-	-	280.00	-	-	-	350.00
Earrings (4gm 18 carat Local).....	Pair	-	313.33	-	320.00	-	240.00	320.00	313.33	345.00	320.00
Neck Laces (6gm 21 carat Imported).....	No	-	500.00	-	570.00	570.00	540.00	540.00	540.00	-	-
Rings (4gm 18 carat Local).....	No	-	313.33	-	-	340.00	-	320.00	313.33	345.00	320.00
Bracelet 20gm (18 carat Local).....	No	-	-	-	-	1700.00	1500.00	1600.00	1566.67	-	1600.00
LIVESTOCK AND DRAUGHT ANIMALS											
LIVESTOCK											
Sheep (10-15Kg).....	No	163.33	116.67	102.67	110.00	95.00	125.00	93.33	77.67	67.67	83.33
Goat (10-15Kg).....	No	133.33	101.67	67.67	76.67	115.00	91.67	71.67	66.33	51.33	65.00
Heifer (2-4 Years).....	No	420.00	410.00	466.67	-	445.00	353.33	476.67	456.67	466.67	450.00
Cow (4 Years and Above).....	No	503.33	616.67	770.00	-	800.00	646.67	713.33	628.33	733.33	600.00
Bull (2-4 Years).....	No	-	443.33	573.33	-	425.00	546.67	456.67	513.33	260.00	750.00
Ox (4 Years and Above).....	No	726.67	713.33	816.67	933.33	1050.00	950.00	793.33	943.33	966.67	875.00
Hen (Indigenous).....	No	7.17	7.50	5.00	5.33	6.33	6.83	8.33	7.50	7.67	7.67
Cock (Indigenous).....	No	11.50	12.17	6.50	8.33	6.67	5.50	9.33	8.83	11.33	10.67
DRAUGHT ANIMALS											
Donkey.....	No	160.00	245.00	196.67	-	325.00	180.00	-	131.67	260.00	290.00
Horse.....	No	-	370.00	500.00	-	-	-	-	601.67	-	475.00

Table 1 Group 2 :- (Cont'd) Average Retail Price of Goods and Services by Region and Selected Market Places

May
Ginbot 2002
1994

ITEM	UNIT	R E G I O N A N D M A R K E T P L A C E S									
		A M H A R A									
		Chuahit	Gondar	Esete	Debre- Tabor	Kobo	Weldiya	Kombolcha	Dessie	Shewa- Robit	Debre- Birhan
Mule.....	No	-	975.00	876.67	-	-	-	1003.33	-	-	
P R I C E I N B I R R											
FARM EQUIPMENT (INDUSTRIAL PRODUCT)											
Sickel.....	No	-	16.33	12.00	11.00	-	-	10.00	7.83	24.33	15.50
Pick Axe ('Doma').....	No	-	20.00	14.33	17.50	-	13.00	-	16.50	22.33	20.00
'Gejera'.....	No	-	-	-	25.00	-	11.00	-	13.00	-	-
FARM EQUIPMENT (HAND MADE)											
'Mofer'.....	No	10.00	-	3.50	-	21.00	20.00	20.33	17.00	21.00	-
'Kember'.....	No	5.67	-	3.83	-	6.67	-	-	-	4.67	-
'Digr'.....	No	2.83	-	2.08	-	2.33	2.17	2.67	3.25	.50	1.50
Plough.....	No	30.33	34.33	24.67	-	21.33	16.33	18.67	23.33	19.67	17.33
Sickel.....	No	-	2.67	1.75	-	-	2.17	2.33	6.00	2.00	3.00
'Wegel'.....	No	3.33	3.17	2.92	-	4.33	3.00	4.33	8.67	3.00	3.00
'Erfe'.....	No	-	-	1.42	-	3.17	1.83	2.83	2.67	.50	-
MISCELLANEOUS GOODS AND SERVICES											
Coffin (Medium Quality).....	No	-	293.33	-	-	350.00	350.00	276.67	333.33	110.00	97.50
Charge for Money order.....	Once	-	11.12	1.75	11.05	-	2.00	11.03	1.65	-	2.65
Charge for Visa (for person).....	No	-	-	-	-	-	-	-	-	-	-

Table 2 Group 2 :- Average Retail Price of Goods and Services by Region and Selected Market Places

June
Sene 2002
1994

ITEM	UNIT	R E G I O N . A N D M A R K E T P L A C E S									
		A M H A R A									
		Chuahit	Gondar	Esete	Debre-Tabor	Kobo	Weldiya	Kombolcha	Dessie	Shewa-Robit	Debre-Birhan

P R I C E I N B I R R

CEREALS UNMILLED

'Teff' White	Kg	1.95	2.40	1.77	-	1.94	2.05	1.92	1.82	2.07	1.83
'Teff' Mixed.....	Kg	1.56	2.24	1.50	1.60	1.58	1.73	1.62	1.71	2.03	1.61
'Teff' Black (Red).....	Kg	1.51	2.00	1.48	1.47	1.45	1.59	1.61	1.62	-	1.43
Wheat White.....	Kg	-	1.98	1.42	1.76	1.95	1.83	1.50	1.48	1.57	1.26
Wheat Mixed.....	Kg	-	1.68	-	-	-	1.75	2.22	1.33	1.48	-
Wheat Black.....	Kg	1.53	-	1.33	1.28	1.93	1.60	-	1.76	-	1.24
Barley White.....	Kg	-	2.42	1.25	1.43	1.85	1.43	1.83	1.39	1.30	1.15
Barley Mixed.....	Kg	-	2.08	1.33	-	-	1.30	1.70	1.25	1.25	-
Barley Black.....	Kg	2.09	-	1.32	-	-	1.51	1.62	-	-	1.34
Barley for Beer.....	Kg	-	-	-	-	-	-	-	-	-	-
Maize.....	Kg	1.29	1.24	.99	1.15	.99	1.19	1.31	1.31	1.14	1.00
Durrah.....	Kg	1.63	.95	1.26	1.24	1.06	1.27	1.54	1.38	.83	1.00
Sorghum Yellow.....	Kg	-	1.64	-	-	1.29	1.39	1.71	1.48	1.33	1.06
Sorghum White.....	Kg	1.41	1.12	-	-	1.25	1.55	1.88	-	1.28	1.06
Sorghum Red.....	Kg	1.46	1.62	-	-	1.10	1.28	1.86	-	-	1.00
African Millet.....	Kg	1.45	1.56	1.33	1.48	-	1.51	-	-	-	-
Rice.....	Kg	4.00	5.33	-	5.33	5.00	4.92	2.09	4.25	4.92	4.67
Oats.....	Kg	-	2.38	-	-	-	1.55	-	1.65	3.33	-
Hulled Barley.....	Kg	-	3.04	2.40	-	-	2.58	2.42	3.19	3.01	-

CEREALS MILLED

'Teff' White.....	Kg	-	-	-	-	-	-	-	2.87	-	-
'Teff' Mixed.....	Kg	-	-	-	-	-	-	-	-	-	-
'Teff' Black (Red).....	Kg	-	-	-	-	-	-	-	2.73	-	-
Wheat White.....	Kg	-	-	-	-	-	-	-	-	-	-
Wheat Mixed.....	Kg	-	-	-	-	-	-	-	2.56	-	-
Barley White.....	Kg	-	-	-	-	-	-	-	-	-	-

Table 2 Group 2 :-(Cont'd) Average Retail Price of Goods and Services by Region and Selected Market Places

		R E G I O N A N D M A R K E T P L A C E S									June Sene	2002 1994
ITEM	UNIT	A M H A R A										
		Chuahit	Gondar	Esete	Debre- Tabor	Kobo	Weldiya	Kombolcha	Dessie	Shewa- Robit	Debre- Birhan	
P R I C E I N B I R R												
Barley Mixed.....	Kg	-	-	-	-	-	-	-	-	-	-	-
Maize.....	Kg	-	-	-	-	-	-	-	-	-	-	-
Oats.....	Kg	4.00	5.17	-	-	-	-	-	-	-	-	5.00
Sorghum.....	Kg	-	-	-	-	-	-	-	-	-	-	-
Durrah.....	Kg	-	-	-	-	-	-	-	-	-	-	-
'Furno Duket' Locally Processed..	Kg	2.63	4.00	-	3.83	2.50	2.50	-	2.75	2.58	-	3.00
PULSES UNMILLED												
Horse Beans.....	Kg	1.75	1.95	1.28	1.27	1.99	1.69	1.88	1.59	1.39	-	1.10
Peas White.....	Kg	-	2.41	1.65	1.39	2.35	2.22	-	-	-	-	-
Peas Black.....	Kg	-	-	-	-	2.91	-	2.11	-	-	-	-
Peas Mixed.....	Kg	-	2.18	1.50	-	2.06	2.12	-	1.72	2.34	-	1.65
Soya Beans.....	Kg	-	-	-	-	-	-	-	-	-	-	-
Chick Peas.....	Kg	1.53	1.89	1.62	1.28	1.96	1.75	1.35	1.84	1.80	-	1.49
Lentils.....	Kg	2.26	2.23	2.04	2.05	2.29	2.20	2.41	2.19	2.56	-	2.31
Haricot Beans.....	Kg	-	-	-	-	-	.82	-	-	-	-	-
Lima Beans.....	Kg	-	-	-	-	-	.92	-	1.63	1.18	-	-
Vetch.....	Kg	.75	1.27	1.16	1.13	1.64	1.63	1.71	1.51	1.08	-	-
Fenugreek.....	Kg	3.32	3.50	4.06	4.17	3.10	2.34	3.33	4.61	4.15	-	4.55
PULSES MILLED OR SPLIT												
Horse Beans Milled.....	Kg	-	-	-	3.00	-	-	-	-	3.03	-	3.67
Peas Milled.....	Kg	-	4.83	-	3.00	-	-	-	-	-	-	4.00
Chick Peas Milled.....	Kg	3.67	-	-	3.42	-	-	-	-	-	-	-
Mixed Pulses Milled.....	Kg	4.00	4.33	3.50	3.00	4.62	3.42	5.36	3.50	3.28	-	3.17
Vetch Milled.....	Kg	-	-	-	-	-	-	-	-	-	-	-
Peas Split.....	Kg	-	-	3.00	3.17	3.00	3.51	3.12	-	3.75	-	-
Peas Split(Roasted).....	Kg	3.50	3.50	-	-	-	-	-	-	-	-	2.70

Table 2 Group 2 :-(Cont'd) Average Retail Price of Goods and Services by Region and Selected Market Places

		June Sene 2002 1994									
		R E G I O N , A N D M A R K E T P L A C E S									
ITEM	UNIT	A M H A R A									
		Chuahit	Gondar	Esete	Debre-Tabor	Kobo	Weldiya	Kombolcha	Dessie	Shewa-Robit	Debre-Birhan
		P R I C E I N B I R R									
Horse Beans Split(Roasted).....	Kg	-	-	-	3.00	-	-	-	-	2.52	1.86
Lentils Split.....	Kg	4.67	3.83	3.50	4.50	3.33	4.12	4.26	3.23	3.75	3.01
Vetch Split(Roasted).....	Kg	-	-	-	-	-	-	-	-	2.36	1.74
Chick Peas Split(Roasted).....	Kg	-	-	-	3.42	-	-	-	-	-	-
Fenugreek Milled.....	Kg	-	5.00	-	5.67	6.17	6.00	5.53	5.75	-	8.00
OIL SEEDS											
Niger Seed.....	Kg	2.44	4.01	2.27	2.03	4.65	3.35	3.98	4.03	3.56	5.00
Linseed White.....	Kg	-	-	-	-	-	-	-	-	-	-
Linseed Black.....	Kg	2.59	3.87	2.38	1.87	4.57	3.75	2.87	4.17	2.92	4.42
Sesame Seed.....	Kg	-	-	-	-	3.39	2.75	-	-	2.42	-
Sunflower.....	Kg	1.84	-	-	-	2.11	4.36	1.96	2.22	2.99	2.59
Castor Beans.....	Kg	-	-	-	-	-	1.97	-	2.11	3.28	5.00
Rape Seed.....	Kg	1.24	1.99	-	-	-	2.04	2.62	2.64	2.35	-
Ground Nut Shelled.....	Kg	-	3.83	-	3.83	5.17	4.50	-	-	4.92	5.33
PREPARED CEREAL PRODUCTS											
Spaghetti (Local) Without Egg....	Kg	7.00	7.00	7.00	6.83	7.00	6.50	-	6.17	6.50	6.50
Pastini.....	Kg	-	10.00	-	-	7.50	7.00	-	7.67	-	7.33
Macaroni (Local) Without Egg....	Kg	5.50	5.50	5.50	5.33	5.00	5.00	5.00	5.00	5.00	5.25
'Fafa' Flour.....	kg	-	-	-	-	-	-	-	5.83	-	7.67
'Dube' Flour.....	kg	-	6.08	-	-	-	5.92	-	4.58	-	4.83
BREAD AND OTHER PREPARED FOODS											
'Enjera' ('Teff' Mixed).....	325gm	-	.69	.85	.43	.88	.68	.90	.50	.45	.54
'Dabo' (Traditional Ambasha)..	350gm	-	-	-	-	-	.66	.78	-	-	.42
'Dabo' (Traditional Sheleto)..	350gm	.39	.74	.34	.77	.67	1.76	.59	.49	.66	.35

Table 2 Group 2 :-(Cont'd) Average Retail Price of Goods and Services by Region and Selected Market Places

June
Sene 2002
1994

ITEM	UNIT	R E G I O N A N D M A R K E T P L A C E S									
		A M H A R A									
		Chuahit	Gondar	Esete	Debre-Tabor	Kobo	Weldiya	Kombolcha	Dessie	Shewa-Robit	Debre-Birhan
P R I C E I N B I R R											
Bread Wheat (Bakery).....	350gm	-	.91	.51	.90	.81	1.09	.82	1.39	1.61	.93
Biscuits	150gm	2.73	2.88	2.33	2.49	1.00	1.00	2.65	2.41	2.00	2.73
MEAT											
Beef	Kg	10.00	14.67	10.00	10.00	8.97	12.00	14.67	12.00	13.00	12.33
Camel Meat	Kg	-	-	-	-	-	-	-	-	-	-
FISH AND FISH PRODUCTS											
Fish Fresh.....	Kg	-	-	-	-	-	-	-	-	-	-
Sardines (Imported).....	125gm	-	8.17	-	-	-	6.00	-	-	-	-
DIARY PRODUCTS AND EGG											
Cow Milk (Unpasteurized).....	Lt	2.00	2.22	1.67	2.22	2.00	2.00	2.34	2.00	2.78	1.33
Cow Milk (pasteurized).....	Lt	-	-	-	-	-	3.66	-	-	-	-
Camel Milk.....	Lt	-	-	-	-	-	-	-	-	-	-
Goat Milk.....	Lt	-	-	-	-	-	-	-	-	-	-
Powdered Milk (Edget).....	450gm	-	18.17	-	-	27.00	-	-	28.83	21.33	28.13
Yoghurt (Traditional).....	Lt	-	5.00	1.70	3.13	5.00	3.70	4.24	2.78	-	-
Cheese Cottage.....	Kg	-	-	-	-	-	-	-	-	-	2.83
Egg (Traditional).....	Dozen	2.89	4.00	2.69	3.14	3.81	3.14	3.43	3.00	3.62	3.43
OILS AND FATS											
Butter Unrefined.....	Kg	11.90	18.56	20.83	21.67	24.99	25.33	23.00	24.33	30.90	25.00
Cooking Oil (Imported).....	Lt	-	10.00	-	-	11.25	10.67	10.75	14.58	13.17	10.00
Cooking Oil (Local).....	Lt	10.33	9.67	10.00	10.83	-	10.17	11.00	11.96	11.17	12.00

Table 2 Group 2 :- (Cont'd) Average Retail Price of Goods and Services by Region and Selected Market Places

		June 2002 Sene 1994									
		R E G I O N A N D M A R K E T P L A C E S									
ITEM	UNIT	A M H A R A									
		Chuahit	Gondar	Esete	Debre-Tabor	Kobo	Weldiya	Kombolcha	Dessie	Shewa-Robit	Debre-Birhan
		P R I C E I N B I R R									
VEGETABLES AND FRUITS											
VEGETABLES (FRESH)											
Ethiopian Kale.....	Kg	-	-	1.59	-	-	-	.41	.45	1.50	.93
Cabbage.....	Kg	-	.93	-	.84	.73	1.56	.47	.51	.81	.59
Lettuce.....	Kg	-	.95	-	1.88	3.60	1.56	1.28	.71	-	-
Spinach.....	Kg	-	.96	-	.39	-	1.34	.33	.46	-	.72
Carrot.....	Kg	-	1.91	-	1.23	1.32	1.12	1.73	.93	1.29	1.47
Tomatoes.....	Kg	-	1.96	.51	2.12	.84	2.00	.85	.81	.97	1.04
Onions.....	Kg	2.95	1.25	2.42	2.50	2.35	2.00	-	1.59	.44	1.75
Garlics.....	Kg	6.13	7.56	5.67	5.83	6.87	4.70	-	9.70	9.30	8.67
Leaks.....	Kg	-	-	-	-	2.00	1.92	-	-	-	-
Pepper Green.....	Kg	-	1.99	-	3.28	2.14	2.08	2.16	2.42	2.13	2.69
Pumpkin.....	Kg	-	-	.33	-	.42	.35	.90	.64	-	.86
Green Peas.....	Kg	-	-	-	-	-	-	-	-	-	-
Beet Root.....	Kg	-	1.55	-	-	1.05	.71	.97	.67	-	1.13
Cauliflower.....	Kg	-	-	-	-	-	-	-	-	-	-
FRUITS FRESH											
Banana.....	Kg	-	3.67	2.98	4.00	1.44	3.00	2.00	2.50	1.92	2.50
Orange.....	Kg	-	4.00	-	3.50	-	4.00	2.50	2.83	1.32	3.00
Lemon.....	Kg	1.08	2.50	-	6.67	3.04	2.86	3.44	2.36	1.70	2.09
Tangerine.....	Kg	-	-	-	-	-	-	-	-	-	3.00
Papaya.....	Kg	-	4.00	-	3.00	1.40	3.00	1.75	2.08	.90	2.00
Grapes.....	Kg	-	-	-	-	-	2.14	-	-	-	-
Avocado.....	Kg	-	4.00	-	-	-	4.00	-	3.00	-	2.50
Mango.....	Kg	-	4.00	-	4.50	-	4.00	3.50	3.00	2.17	3.00
Cactus.....	Kg	-	-	-	-	.57	1.70	-	-	-	-

Table 2 Group 2 :- (Cont'd) Average Retail Price of Goods and Services by Region and Selected Market Places

		June 2002 Sene 1994									
		R E G I O N A N D M A R K E T P L A C E S									
ITEM	UNIT	A M H A R A									
		Chuahit	Gondar	Esete	Debre-Tabor	Kobo	Weldiya	Kombolcha	Dessie	Shewa-Robit	Debre-Birhan
		P R I C E I N B I R R									
SPICES											
Pepper Whole.....	Kg	4.70	6.83	4.33	8.67	6.52	7.22	6.42	5.83	6.33	6.00
Black Pepper(Local).....	Kg	-	-	-	14.50	-	-	-	21.67	-	18.06
Long Pepper(Local).....	Kg	-	13.67	-	18.00	13.00	7.83	-	19.00	-	13.89
White Cumin(Bishop's Weed)Local..	Kg	-	3.67	4.17	-	3.27	4.25	3.50	4.67	5.00	9.44
Black Cumin(Local).....	Kg	-	5.50	10.74	5.33	4.75	5.58	5.00	6.33	5.07	7.93
Ginger Dry(Local).....	Kg	-	3.17	-	-	-	3.08	3.00	3.00	4.00	2.35
Ginger Wet(Local).....	Kg	1.20	1.00	1.50	2.50	3.00	1.92	1.50	1.50	2.00	1.45
Cloves(Imported).....	Kg	-	115.00	-	-	-	-	-	121.00	66.67	-
Cinnamon(Imported).....	Kg	-	27.33	30.00	40.00	24.00	28.33	29.00	20.67	-	-
Cardamon(Local).....	Kg	-	29.33	-	40.00	-	36.33	39.33	31.67	-	-
Tumeric Flour(Local).....	Kg	-	3.17	2.42	6.00	2.50	2.25	1.47	2.67	3.34	5.63
Chillies Whole.....	Kg	-	-	-	-	-	-	-	20.00	-	9.70
Basil Dry.....	Kg	12.66	4.75	9.72	7.67	14.18	4.25	-	-	3.16	10.42
POTATOES, OTHER TUBERS AND STEMS											
Potato.....	Kg	.62	.92	.94	.73	1.25	1.32	1.91	.88	.98	.66
Sweet Potato.....	Kg	-	-	-	-	-	.94	-	.88	-	1.06
'Kocho' (Unprocessed).....	Kg	-	-	-	-	-	-	-	-	-	-
'Bula'.....	Kg	-	-	-	-	-	-	-	10.00	-	-
COFFEE, TEA, CHAT AND BUCK-THORN LEAVES											
Tea Leaves(Local).....	100gm	2.00	2.00	2.00	2.00	2.00	2.00	2.00	1.88	2.00	2.00
Coffee Whole.....	Kg	-	-	-	-	-	1.54	2.43	-	-	-
Coffee Beans.....	Kg	6.67	7.33	7.00	10.33	6.94	6.60	5.20	7.33	7.83	6.50
Coffee Leaves.....	Kg	-	-	-	-	-	-	-	-	-	-
Buck Thorn Leaves.....	Kg	4.97	1.13	1.78	1.82	3.08	2.11	3.34	3.66	4.58	2.49

Table 2 Group 2 :-(Cont'd) Average Retail Price of Goods and Services by Region and Selected Market Places

		June Sene 2002 1994									
		R E G I O N A N D M A R K E T P L A C E S									
ITEM	UNIT	A M H A R A									
		Chuahit	Gondar	Esete	Debre-Tabor	Kobo	Weldiya	Kombolcha	Dessie	Shewa-Robit	Debre-Birhan
		P R I C E I N B I R R									
'Chat'.....	Kg	60.00	40.00	60.00	63.33	14.90	16.47	7.78	22.41	8.12	-
Malt-Barley.....	Kg	1.83	2.30	1.13	1.73	3.36	1.73	3.13	1.96	-	2.32
Malt-Wheat.....	Kg	-	-	-	-	4.84	2.96	4.70	3.27	-	-
OTHER FOOD ITEMS											
Salt.....	Kg	1.50	1.91	1.27	1.43	1.40	1.01	1.17	1.29	1.22	1.23
Sugar.....	Kg	5.00	5.00	5.00	5.00	5.00	4.93	4.80	4.53	4.65	4.50
Honey.....	Kg	11.50	10.33	7.67	11.33	21.00	11.67	15.67	15.00	13.33	14.33
Canned Tomato (Local).....	410gm	-	6.50	8.79	8.03	7.00	6.00	5.86	6.58	7.32	6.67
FOOD TAKEN AWAY FROM HOME											
Cup of Tea.....	No	.25	.30	.25	.30	.37	.28	.37	.40	.37	.50
Cup of Coffee.....	No	-	.70	.50	.70	1.00	.93	.70	.80	.67	.93
Cup of Milk.....	No	-	.70	.50	.70	1.00	1.00	.70	.80	1.00	.90
'Key Wot Yebere'.....	One Meal	3.00	4.00	-	-	5.00	-	4.00	4.67	5.33	4.67
'Key Wot Yebeg/Yefyel'.....	One Meal	3.17	4.17	3.50	4.00	5.00	5.00	5.00	5.33	5.67	5.00
COST OF MILLING											
Cereals.....	100Kg	10.00	15.00	10.00	6.67	9.67	8.00	9.70	10.00	7.00	7.00
Pulses.....	100Kg	25.00	25.00	20.00	13.33	-	25.00	20.00	20.00	7.00	-
Pepper Whole.....	100Kg	50.00	50.00	50.00	40.00	70.00	50.00	50.00	50.00	43.33	50.00
BEVERAGES - NON ALCOHOLIC											
Ambo Mineral Water.....	500cc	2.50	2.00	2.00	-	2.50	2.00	2.00	2.00	2.00	1.50
Bure Mineral Water.....	500cc	-	2.00	2.00	-	-	-	-	-	-	-
Coca Cola/Fanta.....	300cc	-	2.00	2.00	2.00	2.50	2.00	2.00	2.00	2.00	1.75

Table 2 Group 2 :-(Cont'd) Average Retail Price of Goods and Services by Region and Selected Market Places

		R E G I O N A N D M A R K E T P L A C E S									
ITEM	UNIT	A M H A R A									
		Chuahit	Gondar	Esete	Debre-Tabor	Kobo	Weldiya	Kombolcha	Dessie	Shewa-Robit	Debre-Birhan
		P R I C E I N B I R R									
Pepsi Cola/Mirinda.....	300cc	2.00	2.00	2.00	2.00	2.50	2.00	2.00	2.00	2.00	1.75
BEVERAGES - ALCOHOLIC											
Araki (Local).....	900cc	25.00	25.00	19.67	27.67	23.33	20.00	18.67	23.93	23.00	18.00
Cognac (Local).....	900cc	-	-	-	-	-	-	-	-	-	18.00
Brandy (Local).....	900cc	-	-	-	-	-	-	-	-	-	18.00
Gin (Local).....	900cc	25.00	25.00	20.67	28.67	23.33	25.00	18.67	23.93	17.33	18.00
Saris Wine (Normal).....	750cc	-	10.67	-	-	-	-	7.95	7.50	6.17	5.00
'Katikalla'.....	Lt	8.52	7.04	5.19	6.29	9.33	5.93	7.14	7.87	5.00	8.67
Beer (Bedele).....	330cc	3.50	3.50	3.50	3.42	-	-	3.50	3.25	3.00	3.17
Beer (Harar).....	330cc	-	-	-	-	-	3.00	3.00	3.17	3.00	3.17
Beer (Meta Abo).....	330cc	-	3.50	3.50	3.50	3.00	3.00	3.00	3.33	3.00	3.17
'Tella'.....	Lt	.59	.59	.57	.60	.59	1.85	.86	.94	.49	.68
'Tej' (Mead).....	Lt	3.33	3.33	3.33	3.33	2.63	1.22	1.00	2.50	2.00	2.46
CIGARETTES AND TOBACCO											
CIGARETTES											
Nyala.....	Packet	4.00	5.00	4.00	4.00	4.00	4.33	4.00	4.00	4.00	4.00
Gissila.....	Packet	-	-	-	-	-	-	1.00	1.00	-	-
Rothmans.....	Packet	10.00	10.00	10.00	10.00	8.00	8.00	12.00	9.33	7.33	8.00
TOBACCO											
'Gaya'.....	Kg	-	-	-	-	-	12.83	7.93	8.78	-	-
CLOTHING AND FOOT WEAR											

Table 2 Group 2 :- (Cont'd) Average Retail Price of Goods and Services by Region and Selected Market Places

June
Sene 2002
1994

ITEM	UNIT	R E G I O N . A N D M A R K E T P L A C E S									
		A M H A R A									
		Chuahit	Gondar	Esete	Debre-Tabor	Kobo	Weldiya	Kombolcha	Dessie	Shewa-Robit	Debre-Birhan
P R I C E I N B I R R											
CLOTHING											
Abujedid(Akaki/Bahir Dar)91cm. Meter		3.58	3.33	5.58	3.83	4.50	5.50	-	-	3.67	4.00
Abujedid(Komb./Arba Min.)150cm Meter		5.00	6.17	6.08	5.83	5.67	5.00	5.00	5.00	6.00	5.50
Khaki(S-10,000 Twil)110cm..... Meter		-	-	-	14.00	-	-	11.00	12.00	-	-
Khaki(Akaki)91cm..... Meter		-	-	4.92	-	-	-	-	-	-	-
Wool-England 100%..... Meter		-	-	-	-	-	-	-	-	-	-
Tetron(Arba Minch)..... Meter		-	-	19.33	-	-	-	-	175.00	-	-
Poplin(Dire Dawa)105cm..... Meter		-	6.17	-	6.67	6.00	5.00	-	-	31.00	-
Poplin(Komb./Arba Minch)150cm. Meter		-	12.67	7.00	-	12.00	10.33	10.00	10.00	7.33	6.00
Nylon(Mojo)..... Meter		-	11.33	10.08	-	8.00	10.00	11.00	12.00	9.33	10.00
Polyster(Arba Minch/Awasa).... Meter		-	-	-	-	-	-	-	-	-	-
Jersi..... Meter		-	-	-	-	-	15.67	-	-	-	13.00
Cotton..... Kg		2.33	4.17	3.50	5.17	5.17	5.25	-	5.33	4.37	5.00
Hisufi..... Meter		-	-	14.50	-	-	-	-	-	-	-
Kefay..... Meter		-	-	23.17	-	-	-	-	35.33	-	37.00
COST OF TAILORING											
Woolen Suit (Men)..... No		-	220.00	-	-	-	-	240.00	266.67	-	216.67
Khaki Suit (Men)..... No		12.33	28.33	26.00	26.67	30.00	32.33	37.67	26.00	-	25.00
Khaki Suit (Boys)..... No		7.67	20.67	13.17	16.67	25.00	24.67	29.00	16.00	-	-
Tateron Suit (Men)..... No		-	31.67	27.00	31.67	35.00	42.67	-	30.00	58.33	45.00
Tateron Suit (Boys)..... No		-	24.00	23.00	19.00	25.00	31.00	-	17.67	31.67	28.33
READY-MADE / FOR ADULTS											
'Netela'..... No		14.33	20.33	18.83	18.67	23.00	26.67	18.00	25.00	27.00	25.00
'Gabi'..... No		28.67	35.33	45.33	39.33	42.67	53.33	36.33	49.00	61.00	55.33

Table 2 Group 2 :- (Cont'd) Average Retail Price of Goods and Services by Region and Selected Market Places

		R E G I O N A N D M A R K E T P L A C E S									
ITEM	UNIT	A M H A R A									
		Chuahit	Gondar	Esete	Debre-Tabor	Kobo	Weldiya	Kombolcha	Dessie	Shewa-Robit	Debre-Birhan
P R I C E I N B I R R											
Shirts Long Sleeved (Local).....	No	-	29.33	28.50	-	-	-	-	-	27.33	20.67
Shirts Short Sleeved (Local).....	No	-	-	26.33	-	-	-	-	-	31.00	-
Shirts Long Sleeved (Imported)...	No	45.00	46.00	40.00	68.33	50.00	51.00	49.67	42.67	47.67	47.50
Shirts Short Sleeved (Imported)..	No	-	30.67	36.00	55.00	-	38.33	42.67	41.67	58.33	-
Socks (Cotton) Imported.....	Pair	5.00	7.50	6.33	7.00	6.67	6.00	9.00	5.67	7.00	7.33
Sweater (Local) Men.....	No	-	50.33	46.00	-	-	-	-	65.00	51.33	24.00
Sweater (Local) Women.....	No	-	44.00	23.33	-	-	-	-	58.00	41.67	-
Shash (Imported).....	No	-	12.33	9.50	11.67	17.67	10.00	-	7.33	6.67	7.67
Singlets (Local) White.....	No	-	8.17	11.17	11.67	-	13.00	-	10.67	11.67	-
Jeans Trouser.....	No	65.00	60.00	71.67	75.00	98.33	96.67	105.00	67.33	78.33	56.67
Woolen Suit.....	No	-	-	-	-	-	-	-	-	-	-
'Kemisa Netela'.....	No	-	87.33	77.67	153.33	-	72.50	135.00	145.00	120.00	86.67
Sweater-Men (Imported).....	No	-	-	85.33	95.00	-	75.00	79.33	78.67	98.33	125.00
Sweater-Women (Imported).....	No	-	-	-	71.67	-	-	-	-	78.33	83.33
Nylon Dress.....	No	-	-	29.67	-	-	-	-	-	-	-
Tetron Trouser.....	No	-	-	47.67	-	45.00	36.67	-	-	-	-
Leather Jacket.....	No	-	345.00	386.67	350.00	-	310.00	-	310.00	-	390.00
Under Wear China.....	No	10.00	13.67	11.50	16.33	15.33	14.00	-	14.00	15.67	14.33
Deriya	NO	-	-	-	22.78	-	-	38.33	-	15.44	-
Polyester Suit.....	No	-	-	48.00	58.00	-	-	-	-	-	-
Khaki Short	No	-	10.67	10.50	11.00	-	8.00	13.33	7.00	-	-
T-Shirts	No	-	37.67	19.17	48.33	35.00	35.00	37.67	25.33	24.00	24.33
Jogging Suit(sport tuta)	No	70.00	70.67	70.00	91.67	65.00	70.00	125.00	70.00	-	81.67
Khaki Jacket	No	-	85.00	-	130.00	111.67	110.00	-	87.33	-	103.33
Geldem	No	12.00	-	-	-	35.00	34.33	22.00	15.67	20.67	14.67

Table 2 Group 2 :- (Cont'd) Average Retail Price of Goods and Services by Region and Selected Market Places

		June Sene 2002 1994									
		R E G I O N A N D M A R K E T P L A C E S									
ITEM	UNIT	A M H A R A									
		Chuahit	Gondar	Esete	Debre-Tabor	Kobo	Weldiya	Kombolcha	Dessie	Shewa-Robit	Debre-Birhan
		P R I C E I N B I R R									
READY-MADE / FOR CHILDREN											
Sweater (Local) for Boys.....	No	-	-	15.00	-	-	-	17.67	37.00	15.00	-
Socks (Imported) Cotton.....	Pair	2.00	3.50	3.33	3.83	4.67	4.00	4.67	3.50	2.67	3.67
Jeans Trouser.....	No	-	-	-	-	-	-	65.00	-	78.33	-
Shirt Long Sleeved(Imported)Boys.	No	-	24.00	-	-	-	-	22.33	20.33	23.00	-
Sweater (England) for Girls.....	No	-	-	-	-	-	-	-	-	40.33	-
Short for Boys.....	No	-	8.33	4.33	-	-	5.67	6.50	4.33	-	-
Kemise(for children)	No	-	62.33	37.67	50.00	67.50	60.00	-	71.67	65.00	60.00
FOOTWEAR (MEN AND WOMEN)											
Anbessa Leather Shoes Men(Local)Pair		60.00	103.33	70.00	165.00	103.33	96.67	115.00	64.33	-	68.33
Leather Shoes Men (Croft).....	Pair	-	150.00	91.67	-	143.33	121.67	128.33	116.67	66.67	100.00
Walking Shoes(imp.) Non-Leather Pair		70.00	136.67	64.33	86.67	-	70.00	95.00	85.00	121.67	81.67
Canvas Shoes (Local) Men.....	Pair	21.33	24.67	20.33	23.33	-	26.33	-	23.33	24.00	27.00
Canvas Shoes (China) Men.....	Pair	27.00	-	-	27.33	22.67	26.67	-	26.75	-	29.33
Plastic Shoes (Local) Women....	Pair	6.00	9.17	9.33	9.33	9.00	8.67	8.00	8.17	8.50	9.00
Slippers Sponge Adult (China)..	Pair	-	7.00	7.83	7.67	8.00	8.67	9.00	8.67	8.00	7.00
Boots for Men Plastic (Local)..	Pair	-	44.33	50.33	43.33	-	-	39.67	42.33	-	38.00
Sendel Plastic Shoes (Imp.)....	Pair	8.00	10.33	-	11.00	-	-	-	-	10.67	-
Cost of Mending Shoes sole(Men).Pair		-	33.33	-	-	25.00	21.00	25.00	18.33	25.00	-

Table 2 Group 2 :-(Cont'd) Average Retail Price of Goods and Services by Region and Selected Market Places

ITEM	UNIT	R E G I O N A N D M A R K E T P L A C E S									
		A M H A R A									
		Chuahit	Gondar	Esete	Debre-Tabor	Kobo	Weldiya	Kombolcha	Dessie	Shewa-Robit	Debre-Birhan
		P R I C E I N B I R R									
CONSTRUCTION MATERIALS, WATER, AND FUEL AND POWER											
CONSTRUCTION MATERIALS											
Cement/Bag/(Local).....	50Kg	-	42.33	-	38.75	38.00	-	-	34.67	34.83	35.67
Lime.....	Kg	-	1.52	-	-	-	-	-	-	.72	-
Nail (7cm - 12cm).....	Kg	7.83	8.50	8.00	7.00	7.00	8.00	7.25	7.67	7.83	6.33
Nail With Cape.....	Kg	-	10.00	-	10.00	11.00	10.33	10.00	10.00	8.92	8.83
Corrugated Iron Sheet (.2mm).....	No	-	21.67	25.17	40.00	26.00	24.33	24.83	24.00	-	39.00
Wood for House Construction('Atana')..	No	-	-	-	-	7.33	5.33	-	5.67	10.00	4.00
Wall Paints-Super (Fluid) Normal.....	4Kg	-	59.00	-	-	57.50	57.00	54.00	54.00	57.67	54.67
Wall Paints-Super (Fluid) Plastic....	4Kg	-	96.33	-	-	-	-	85.00	85.67	-	88.00
Coarse Aggregate Gravel.....	Meter Cube	-	-	-	-	80.00	75.00	-	100.00	-	95.00
Hollow Concrete Block(20x20x40 cm Cube)No		-	3.23	-	-	-	2.50	-	3.00	2.00	2.60
Bricks (25cm x 12cm x 6cm).....	No	-	-	-	-	-	-	-	1.25	-	-
Floor Board 4m Length.....	No	-	57.33	-	-	-	20.00	-	-	-	-
Iron Pipe 6mt. (1/2 inch Wide) Local..	No	-	75.00	-	43.50	48.00	55.00	41.00	67.67	51.50	69.50
Chipwood (125cm x 250cm x 8mm).....	No	-	-	-	-	-	-	75.00	80.00	-	79.00
Sand.....	Meter Cube	-	-	-	-	20.92	37.50	-	70.00	-	58.00
Gutter N ^o 32.....	Meter	-	-	-	-	-	18.00	25.00	18.00	-	-
Window Glass (50cm x 50cm x 3mm).....	No	-	-	-	-	-	-	-	13.00	-	16.00
Water Tanker (1meter cube).....	No	-	-	-	-	-	850.00	-	825.00	-	-
Stone for House Construction..	Meter Cube	-	-	-	-	31.33	30.00	-	47.50	-	-
Mega Paints.....	4Kg	-	-	-	58.00	58.00	87.67	54.00	54.00	-	-
Tseday Paints.....	4Kg	-	-	-	-	-	-	-	-	-	-
"Yewellel Nitaf"(Tile).....	No.	-	3.22	-	2.75	-	-	-	1.92	-	-
WATER											
Water.....	Meter Cube	6.67	7.50	1.00	8.33	4.25	-	3.87	7.20	1.60	1.60

Table 2 Group 2 :-(Cont'd) Average Retail Price of Goods and Services by Region and Selected Market Places

		R E G I O N A N D M A R K E T P L A C E S									
ITEM	UNIT	A M H A R A									
		Chuahit	Gondar	Esete	Debre-Tabor	Kobo	Weldiya	Kombolcha	Dessie	Shewa-Robit	Debre-Birhan
		P R I C E I N B I R R									
FUEL AND POWER											
Fire Wood.....	Meter Cube	55.02	61.13	51.28	18.85	56.65	73.13	34.66	76.43	72.63	57.35
Charcoal.....	Kg	1.26	1.25	.59	.54	1.36	1.06	1.51	1.26	.64	1.11
Dung Cake.....	Kg	.23	.43	.11	.27	-	-	.44	-	-	.35
Kerosine.....	Lt	-	2.10	2.56	2.03	1.94	1.91	1.86	1.87	1.92	1.95
Diesel.....	Lt	2.78	2.72	2.78	2.65	2.56	2.53	2.48	2.49	2.50	2.57
Electric.....	K.Watt	.29	.29	-	.29	-	.27	.27	.27	.27	.27
Matches.....	Box	.25	.25	.23	.20	.25	.23	.25	.20	.20	.20
Candles.....	No	.97	1.00	1.00	1.00	1.00	1.00	1.00	.75	.83	.75
Buthane Gas (Shell).....	12.5 Kg	-	-	-	-	-	-	-	-	-	-
Eveready Drycell.....	No	1.92	2.00	1.75	1.92	3.92	2.00	4.00	1.63	1.67	1.92
FURNITURE, FURNISHING, HOUSEHOLD EQUIPMENT AND OPERATION											
CHAIRS, TABLES, ETC.											
Table Wanza (Machine made) Varnished..	No	-	283.33	-	-	193.33	216.67	131.67	283.33	-	-
Table Wanza (Hand made) Not Varnished..	No	-	206.67	-	-	-	150.00	-	-	-	-
Chairs Wanza (Machine Made) Varnished..	No	-	116.67	-	91.67	-	95.00	-	-	-	85.00
Chairs Wanza (Hand Made) Varnished....	No	-	-	-	-	-	-	-	-	-	-
Cupboard Wanza (2 doors) Varnished....	No	-	836.67	-	1033.33	700.00	1200.00	833.33	983.33	-	960.00
Double Bed Wanza (120cm) Varnished....	No	-	573.33	-	550.00	-	-	466.67	600.00	525.00	550.00
Sofas (Complete).....	No	-	3233.33	-	2966.67	2566.67	2500.00	1900.00	2300.00	-	1850.00
Book Shelves Wanza (3 Shelves) no Door	No	-	206.67	-	283.33	310.00	266.67	256.67	-	320.00	360.00
Chest of Drawer	No	-	-	-	-	-	733.33	358.33	566.67	-	577.50
FURNISHINGS & REPAIRS											
Bed Sheet (Non-Patterned Bahir Dar)											
1.90m x 2.50m.....	Pair	32.00	41.33	42.33	41.33	-	49.33	-	44.67	65.00	50.00

Table 2 Group 2 :-(Cont'd) Average Retail Price of Goods and Services by Region and Selected Market Places

		June 2002 Sene 1994									
ITEM	UNIT	R E G I O N A N D M A R K E T P L A C E S									
		A M H A R A									
		Chuahit	Gondar	Esete	Debre-Tabor	Kobo	Weldiya	Kombolcha	Dessie	Shewa-Robit	Debre-Birhan
		P R I C E I N B I R R									
Bed Sheet(Patterned Kombolcha)											
1.90m x 2.50m.....	Pair	-	59.33	63.00	-	-	63.33	82.00	79.33	91.67	89.00
Bed Cover(Patterned Kombolcha).....	No	-	77.00	32.33	-	-	72.33	-	42.67	-	75.00
Blanket Woolen(Debre B.)160cm x 220cm.	No	84.33	76.00	80.00	86.67	80.67	90.00	80.00	77.00	-	77.00
Mattress-Sponge (A.A Foam) 120cm.....	No	-	317.67	290.00	376.00	350.00	330.00	346.67	330.00	-	323.33
Towel-Local (Kombolcha).....	No	-	-	10.50	-	-	-	18.33	8.00	12.33	16.00
EARTHEN WARE											
Water Pot.....	No	15.00	11.00	2.58	3.08	8.00	5.50	7.00	7.75	6.33	4.83
'Jebena' Medium Size.....	No	2.00	2.08	2.00	1.50	3.50	2.67	2.08	2.67	2.83	1.50
'Mitad' (Griddle of Clay).....	No	8.33	9.50	4.83	9.33	13.67	9.00	8.50	15.33	13.33	10.00
Local Stove '(Lakech)'	No	7.75	8.17	-	7.33	8.00	9.67	9.17	18.33	5.67	6.17
Cup for Coffee (China).....	No	1.25	.78	1.17	1.00	1.25	1.00	1.00	1.22	1.00	1.00
Plate Clay (imported).....	No	3.75	4.33	4.33	4.00	5.00	4.83	3.75	4.00	3.83	3.00
STRAW, BAMBOO AND OTHERS											
'Sefed'.....	No	-	3.50	2.08	2.67	9.00	5.33	3.42	6.50	6.83	5.00
Sack 100Kg Capacity.....	No	-	4.17	-	-	-	-	4.00	-	3.83	-
METAL WARE											
Cooking Pan Medium (Local).....	No	25.33	33.33	13.83	22.67	28.33	19.67	16.33	16.00	23.00	15.67
Tray (Nickel) Medium N° 45 Local.....	No	-	-	-	-	-	-	-	-	-	-
Electric 'Mitad' Aluminium.....	No	-	465.00	-	-	-	440.00	-	376.67	-	-
Gas Stove (Kerosine) China.....	No	-	42.67	44.67	43.50	43.00	41.67	38.00	38.50	36.33	39.00
Refregrator.....	No	-	3133.33	-	-	-	-	-	3741.67	-	-

Table 2 Group 2 :-(Cont'd) Average Retail Price of Goods and Services by Region and Selected Market Places

		June Sene 2002 1994									
		R E G I O N A N D M A R K E T P L A C E S									
ITEM	UNIT	A M H A R A									
		Chuahit	Gondar	Esete	Debre-Tabor	Kobo	Weldiya	Kombolcha	Dessie	Shewa-Robit	Debre-Birhan
		P R I C E I N B I R R									
PLASTIC WARE (LOCAL MADE)											
Jerrycan (20 Litres).....	No	-	21.00	20.50	22.33	24.00	19.67	17.33	19.50	25.33	23.67
Bucket (20 Litres).....	No	14.50	15.33	16.17	16.33	15.00	15.33	14.83	14.83	16.33	17.33
GLASS WARE											
Glass for Tea (Durablex).....	No	-	3.25	2.00	3.08	3.50	2.67	2.75	2.75	3.33	3.00
OTHER HOUSEHOLD EQUIPMENT											
Kerosine Lamp.....	No	15.00	22.67	15.50	25.33	24.00	23.33	13.33	21.83	25.00	15.00
'Kuraz' Small Local Kerosine Lamp.....	No	1.50	1.33	.92	1.00	1.00	1.00	1.25	1.00	1.33	2.00
Flash Light.....	No	6.00	6.50	6.00	6.33	6.33	6.67	6.00	6.42	6.33	6.50
Electric Bulb Philips(40/60 Watt).....	No	2.25	2.00	-	2.00	2.50	2.00	2.08	1.92	2.00	2.00
HOUSEHOLD OPERATION											
Hard Soap (Local).....	200gm	1.73	1.33	1.82	1.78	2.00	2.00	1.33	2.00	1.31	2.00
Hard Soap (Imported).....	200gm	2.00	2.33	2.17	1.74	2.00	2.75	2.03	2.00	1.83	-
Detergent (Omo).....	50gm	-	1.25	.63	1.17	-	1.00	-	1.20	.63	-
Incense.....	Kg	-	22.33	21.67	-	8.00	15.00	15.67	16.00	-	7.29
Sandal Wood.....	No	.23	.35	.28	.33	.27	.27	.25	.18	.27	.25
Toilet Paper (Mamko).....	Roll	3.00	3.00	3.00	3.08	3.00	3.00	3.00	3.00	3.00	3.00
DRY CLEANING											
Dry Cleaning (Suit Men).....	No	-	13.33	-	-	-	15.00	-	14.67	-	16.00

Table 2 Group 2 :-(Cont'd) Average Retail Price of Goods and Services by Region and Selected Market Places

		June 2002 Sene 1994									
		R E G I O N A N D M A R K E T P L A C E S									
ITEM	UNIT	A M H A R A									
		Chuahit	Gondar	Esete	Debre-Tabor	Kobo	Weldiya	Kombolcha	Dessie	Shewa-Robit	Debre-Birhan
		P R I C E I N B I R R									
DOMESTIC SERVICE											
Maid Servant.....	Month	13.33	25.00	10.00	14.00	26.67	25.00	30.00	25.00	21.67	23.33
Unskilled Service (Daily Laborer)....	Day	6.00	6.67	4.67	3.67	7.33	5.00	8.33	7.67	7.67	5.67
Salary for Guard	Month	-	43.33	-	-	50.00	35.00	40.00	40.00	38.33	50.00
MEDICAL CARE											
Ampicillin(250 mg) Local.....	56 Caps	17.96	17.80	19.88	16.40	18.67	16.80	16.80	14.53	21.47	16.80
Dichlorophine(500 mg) Local.....	6 Pills	-	1.70	-	-	1.88	-	1.50	-	-	-
Tetracycline(250mg) Local.....	56 Caps	8.03	6.35	11.20	7.93	12.00	8.40	8.40	8.63	10.27	7.28
Penicillin Injection(4 Mu. Local). Bottle		4.25	3.83	3.73	4.30	3.70	3.67	3.88	3.83	4.50	4.60
Chloramphenicol(250mg) Local.....	56 Caps	-	-	16.80	11.76	-	13.07	14.00	14.00	-	16.80
Dipron(500mg) Local.....	20 Pills	-	-	3.00	-	-	-	-	-	-	-
Cough Syrup (Berantine) Local.....	125cc	9.33	8.83	7.50	-	8.00	8.33	7.00	7.50	8.50	8.50
Bactrim(480mg) Local.....	30 Pills	-	-	7.50	-	-	-	6.00	6.14	-	-
Vermox(100mg) Local.....	12 Pills	4.00	.87	1.15	-	2.00	-	2.70	-	-	-
Mezel(250mg) Local.....	30 Caps	5.00	3.90	3.55	3.50	5.72	6.00	4.50	4.47	5.50	3.60
Asprin (300 mg) Local.....	20 Pills	2.17	1.47	2.00	1.50	2.33	2.00	2.50	2.00	2.00	2.00
OTHER MEDICAL EXPENSES											
Doctor's Fee (Government).....	per visit	-	4.00	1.00	1.00	1.00	2.00	1.00	2.00	2.00	2.00
Doctor's Fee (Private).....	per visit	-	5.00	-	5.00	-	15.00	20.00	20.00	5.00	8.33
Injection (Service Charge).....	Once	-	2.00	-	1.00	.50	1.00	2.00	1.00	.50	1.00
Laboratory Test Fee (Private).....	Once	-	6.00	-	-	-	5.00	10.00	5.00	5.00	5.00
Bed Charge (gov.).....	per day	-	6.00	2.00	3.00	2.00	6.00	-	2.00	4.00	3.00

Table 2 Group 2 :-(Cont'd) Average Retail Price of Goods and Services by Region and Selected Market Places

June
Sene 2002
1994

ITEM	UNIT	R E G I O N A N D M A R K E T P L A C E S									
		A M H A R A									
		Chuahit	Gondar	Esete	Debre-Tabor	Kobo	Weldiya	Kombolcha	Dessie	Shewa-Robit	Debre-Birhan
P R I C E I N B I R R											
TRANSPORT AND COMMUNICATION											
TRANSPORT											
Benzene.....	Lt	-	4.40	4.75	-	4.24	4.21	4.16	4.17	4.22	4.25
Motor Oil (Mobil).....	Lt	-	19.75	-	19.70	19.88	19.00	19.75	18.70	19.00	19.00
Car Washing and Greasing.....	No	-	25.00	-	-	-	40.00	23.33	30.67	-	25.00
Bus Fare (per km).....	Tarif	-	.10	-	.11	.09	.12	-	-	.11	.10
Bus Fare (within Town)	Trip	-	.50	-	-	-	-	-	-	-	-
Taxi Fare	Trip	-	1.00	-	-	-	.50	.50	1.00	.50	.50
Air Plane (To Addis Ababa)	Trip	-	-	-	-	-	-	213.30	213.30	-	-
Animal Transport fare.....	Trip	-	-	19.00	-	-	-	21.67	-	9.33	-
Cart Fare.....	Trip	-	.50	-	.50	-	.75	.50	.50	.67	.50
Train Fare	Trip	-	-	-	-	-	-	-	-	-	-
Service Charge (Motor oil change)...	Once	-	-	-	-	-	-	16.67	-	-	-
COMMUNICATION											
Telephone Charge (with town).....	Period	-	.20	.35	.20	-	.20	.20	.60	-	.20
Telephone Charge to Addis Ababa....	Period	3.65	3.65	3.25	3.25	3.25	2.23	-	3.00	2.70	2.05
Telephone Line Installation Charge..	Once	355.75	355.75	355.75	355.75	-	355.75	355.75	355.75	356.00	355.75
ENTERTAINMENT AND EDUCATION											
EQUIPMENT AND ACCESSORIES											
T.V. Set Philips 21 inch(Colored).....	No	-	3416.67	-	-	-	3700.00	-	3333.33	-	3300.00
Cassette Recorded Original(Local Music)No		13.00	13.00	-	12.00	13.00	13.00	13.00	13.00	12.33	12.00
Radio Set Philips 3 Band.....	No	-	121.67	83.33	120.00	117.50	136.67	136.67	168.33	-	145.00
Tape Recorder National (2 Speaker)....	No	-	506.67	-	180.00	190.00	-	-	430.00	-	270.00
Expense for Photograph(Passport size)4Pho		-	3.00	4.00	4.00	4.00	3.00	3.00	3.00	4.00	5.33

Table 2 Group 2 :-(Cont'd) Average Retail Price of Goods and Services by Region and Selected Market Places

June
Sene 2002
1994

ITEM	UNIT	R E G I O N A N D M A R K E T P L A C E S									
		A M H A R A									
		Chuahit	Gondar	Esete	Debre-Tabor	Kobo	Weldiya	Kombolcha	Dessie	Shewa-Robit	Debre-Birhan
		P R I C E I N B I R R									
Newspaper (Addis Zemen).....	No	-	-	-	-	-	-	-	.50	.50	.50
Theater Entrance Fee	Once	-	-	-	-	-	-	-	10.00	-	-
EDUCATION											
Exercise Book (50 Leaves) Local.....	No	1.80	2.03	2.00	1.73	1.97	1.92	1.78	1.72	1.77	1.53
Pencil (China).....	No	.25	.25	.25	.25	.25	.25	.25	.25	.25	.25
Ball Point-Bic England.....	No	.93	1.00	.90	1.03	1.10	1.00	1.00	1.00	1.00	1.00
Day School Fee-Public(Grade 7 & 8)..Month		-	-	-	-	-	-	-	-	-	-
Day School Fee-Private(Grade 9-12)..Month		-	-	-	-	-	-	-	-	-	-
Night School Fee-Government(Gr.9-12)Month		-	14.50	-	16.00	22.00	14.05	-	14.50	21.75	14.50
School Uniform Fee	No	-	-	-	51.67	56.00	51.00	-	64.33	-	-
Night School Fee-Private(Grade9-12).Month		-	-	-	-	-	-	-	-	-	-
PERSONAL CARE AND EFFECTS											
PERSONAL CARE											
Lux Toilet Soap.....	90gm	2.40	2.70	2.25	2.25	2.25	2.25	2.55	1.97	2.00	2.06
Blade-TOPAZ.....	No	.25	.25	.23	.25	.25	.27	.25	.25	.25	.25
Hair Dressing (Traditional).....	No	.67	1.83	.75	.83	2.00	3.33	2.00	1.67	1.50	-
Hair Dressing (Modern).....	No	-	5.33	7.00	5.67	7.00	6.00	7.00	7.67	8.00	7.00
Barbery (Mens Hair Cut).....	No	-	3.67	1.00	3.67	3.00	3.00	3.00	4.00	3.00	2.67
Paraffin Hair Oil.....	330cc	7.83	7.83	9.00	8.00	8.00	7.17	7.00	7.33	7.33	7.67
Zenith Hair Oil.....	330cc	9.90	12.10	5.87	9.33	8.00	7.83	-	7.00	8.17	8.33
Shaving Machine (medium)	No	-	-	-	-	-	-	-	33.33	-	-
Perfume	CC	10.67	25.67	30.00	29.33	25.00	21.00	19.00	20.67	25.33	24.33
PERSONAL EFFECTS											
Umbrella-Men Medium (Local).....	No	17.67	24.00	19.33	22.00	-	24.00	18.33	18.83	18.67	21.67

Table 2 Group 2 :-(Cont'd) Average Retail Price of Goods and Services by Region and Selected Market Places

June
Sene 1994

ITEM	UNIT	R E G I O N A N D M A R K E T P L A C E S										
		A M H A R A										
		Chuahit	Gondar	Esete	Debre-Tabor	Kobo	Weldiya	Kombolcha	Dessie	Shewa-Robit	Debre-Birhan	
			P R I C E I N B I R R									
Umbrella-Women Medium (Imported).....	No	17.00	25.33	27.67	18.67	20.00	21.67	19.00	17.67	20.00	18.67	
Hand Bag (Imported Synthetic).....	No	-	-	-	-	-	-	-	93.67	-	105.00	
Belt (Local) Machine Made.....	No	-	14.67	11.00	18.00	-	6.67	-	14.33	14.00	7.33	
Belt (Local) Hand Made.....	No	-	-	6.00	-	-	1.00	1.83	3.17	-	-	
JEWELLERY												
Seiko-21 Jewels Automatic (Men).....	No	-	330.00	-	-	-	303.33	-	-	-	290.00	
Seiko-21 Jewels Automatic (Women).....	No	-	310.00	-	-	-	276.67	-	-	-	325.00	
Earrings (4gm 18 carat Local).....	Pair	-	326.67	-	340.00	340.00	240.00	-	320.00	345.00	320.00	
Neck Laces (6gm 21 carat Imported)....	No	-	540.00	-	-	570.00	480.00	570.00	570.00	-	-	
Rings (4gm 18 carat Local).....	No	-	326.67	-	340.00	340.00	240.00	-	320.00	345.00	320.00	
Bracelet 20gm (18 carat Local).....	No	-	-	-	-	1700.00	1200.00	-	1600.00	-	1600.00	
LIVESTOCK AND DRAUGHT ANIMALS												
LIVESTOCK												
Sheep (10-15Kg).....	No	123.33	130.00	95.67	103.33	101.67	115.00	79.00	82.67	66.00	81.67	
Goat (10-15Kg).....	No	115.00	115.00	67.00	73.33	120.00	93.33	74.33	71.00	48.33	62.50	
Heifer (2-4 Years).....	No	500.00	410.00	443.33	300.00	425.00	356.67	483.33	416.67	466.67	500.00	
Cow (4 Years and Above).....	No	470.00	680.00	726.67	725.00	750.00	650.00	680.00	558.33	633.33	620.00	
Bull (2-4 Years).....	No	495.00	476.67	583.33	-	401.67	560.00	480.00	473.33	276.67	700.00	
Ox (4 Years and Above).....	No	656.67	786.67	850.00	1183.33	1016.67	1000.00	776.67	886.67	943.33	980.00	
Hen (Indigenous).....	No	5.50	7.83	5.00	5.33	7.00	6.67	7.83	7.33	7.33	8.67	
Cock (Indigenous).....	No	11.33	10.17	6.50	6.33	7.67	5.50	10.00	9.83	9.00	13.67	
DRAUGHT ANIMALS												
Donkey.....	No	180.00	240.00	223.33	225.00	310.00	180.00	-	128.33	243.33	295.00	
Horse.....	No	-	360.00	553.33	675.00	-	-	-	743.33	-	475.00	

Table 2 Group 2 :-(Cont'd) Average Retail Price of Goods and Services by Region and Selected Market Places

June
Sene 2002
1994

ITEM	UNIT	R E G I O N A N D M A R K E T P L A C E S									
		A M H A R A									
		Chuahit	Gondar	Esete	Debre-Tabor	Kobo	Weldiya	Kombolcha	Dessie	Shewa-Robit	Debre-Birhan
Mule.....	No	-	940.00	900.00	950.00	-	-	-	991.67	-	-
P R I C E I N B I R R											
FARM EQUIPMENT (INDUSTRIAL PRODUCT)											
Sickel.....	No	-	17.67	13.83	11.00	-	-	-	12.00	21.67	15.50
Pick Axe ('Doma').....	No	-	20.00	17.83	18.67	-	12.33	-	18.33	23.00	20.00
'Gejera'.....	No	-	-	-	24.00	-	-	-	15.00	-	-
FARM EQUIPMENT (HAND MADE)											
'Mofer'.....	No	5.83	-	3.42	4.00	21.67	20.00	11.33	12.33	23.00	-
'Kember'.....	No	5.50	-	3.83	-	8.33	-	6.67	-	5.00	-
'Digr'.....	No	1.42	-	2.25	-	2.00	1.83	2.50	3.83	.50	1.50
Plough.....	No	30.00	31.67	24.67	-	21.67	18.00	17.33	25.67	21.00	16.67
Sickel.....	No	-	2.50	1.25	-	-	2.00	2.85	4.83	2.00	2.67
'Wegel'.....	No	3.50	3.67	2.58	-	4.00	2.83	2.50	7.67	3.00	3.00
'Erfe'.....	No	1.67	-	1.25	-	2.17	1.58	3.00	2.50	.50	-
MISCELLANEOUS GOODS AND SERVICES											
Coffin (Medium Quality).....	No	-	306.67	-	-	350.00	283.33	373.33	325.00	110.00	95.00
Charge for Money order	Once	-	11.12	1.75	-	-	2.00	11.65	11.65	2.65	2.65
Charge for Visa (for person).....	No	-	-	-	-	-	-	-	-	-	-

Group 3

Market Places

**(Mota, Debre Markos, Adete, Bahir Dar, Sekota, Amde Werk, Dangla,
Chagni, Kemise, and Bati.)**

Table 1 Group 3 :- Average Retail Price of Goods and Services by Region and Selected Market Places

May
Ginbot 2002
1994

		R E G I O N . A N D M A R K E T P L A C E S										
ITEM	UNIT	A M H A R A										AMHARA AVERAGE
		Mota	Debre- markos	Adete	Bahir- Dar	Sekota	Amde Work	Danigla	Chagni	Kemise	Bati	

P R I C E I N B I R R

CEREALS UNMILLED

'Teff' White	Kg	1.21	1.10	.87	1.22	1.85	1.71	.97	1.35	1.97	1.77	1.57
'Teff' Mixed.....	Kg	1.16	.93	.79	1.19	1.73	1.46	1.22	1.03	1.90	1.68	1.42
'Teff' Black (Red).....	Kg	1.10	.80	.82	1.02	1.57	1.51	.94	.82	1.47	1.39	1.23
Wheat White.....	Kg	.80	.85	.79	1.18	1.60	1.35	.88	.83	1.36	1.32	1.26
Wheat Mixed.....	Kg	.74	.99	.76	-	-	1.25	-	-	2.00	-	1.27
Wheat Black.....	Kg	.90	1.06	.86	.87	1.12	-	.78	.86	1.92	1.16	1.19
Barley White.....	Kg	-	1.22	-	.98	1.82	1.73	.99	.71	1.46	1.40	1.34
Barley Mixed.....	Kg	.53	.82	-	.71	1.68	1.63	-	.88	1.50	1.31	1.16
Barley Black.....	Kg	-	-	-	-	1.49	-	.66	.83	1.42	-	1.27
Barley for Beer.....	Kg	-	-	-	-	-	-	-	-	-	-	-
Maize.....	Kg	.47	.52	.37	.54	1.14	1.00	.46	.46	.88	.79	.75
Durrah.....	Kg	-	.69	-	-	-	1.46	-	-	1.17	1.24	.98
Sorghum Yellow.....	Kg	-	-	-	-	1.27	1.59	-	-	1.11	1.11	1.16
Sorghum White.....	Kg	-	-	-	1.02	1.58	-	.57	.51	.73	.70	.98
Sorghum Red.....	Kg	-	-	-	-	1.24	1.57	-	-	-	.70	1.08
African Millet.....	Kg	.86	-	.53	.78	1.17	-	.87	.67	-	1.19	.95
Rice.....	Kg	5.00	4.33	4.50	4.50	5.33	-	5.17	-	4.50	4.58	4.78
Oats.....	Kg	-	.86	1.14	1.59	-	-	.89	.93	-	-	1.38
Hulled Barley.....	Kg	1.30	1.09	-	-	-	-	-	-	-	-	2.34

CEREALS MILLED

'Teff' White.....	Kg	-	-	-	-	-	-	-	-	-	-	2.75
'Teff' Mixed.....	Kg	-	1.30	-	-	-	-	-	-	-	-	2.13
'Teff' Black (Red).....	Kg	-	1.20	-	-	-	-	-	-	-	-	1.20
Wheat White.....	Kg	-	-	-	-	-	-	-	-	-	-	2.55
Wheat Mixed.....	Kg	-	-	-	-	-	-	-	-	-	-	4.00
Barley White.....	Kg	-	-	-	-	-	-	-	-	-	-	-

Table 1 Group 3 :- (Cont'd) Average Retail Price of Goods and Services by Region and Selected Market Places

May
Ginbot 2002
1994

		R E G I O N A N D M A R K E T P L A C E S										
ITEM	UNIT	A M H A R A									AMHARA AVERAGE	
		Mota	Debre- markos	Adete	Bahir- Dar	Sekota	Amde Work	Danigla	Chagni	Kemise		Bati
		P R I C E I N B I R R										
Barley Mixed.....	Kg	-	-	-	-	-	-	-	3.17	-	2.85	3.01
Maize.....	Kg	-	-	-	-	-	-	-	-	-	-	-
Oats.....	Kg	-	5.25	4.83	4.50	-	6.00	-	3.17	5.00	-	4.89
Sorghum.....	Kg	-	-	-	-	-	-	-	-	-	-	-
Durrah.....	Kg	-	-	-	-	-	-	-	-	-	-	-
'Furno Duket' Locally Processed..	Kg	3.50	2.50	-	2.50	4.00	-	2.83	3.00	2.42	2.67	2.93
PULSES UNMILLED												
Horse Beans.....	Kg	1.07	.84	.97	1.18	1.08	.96	1.00	1.12	1.32	1.05	1.07
Peas White.....	Kg	1.68	-	-	-	1.63	-	-	-	-	1.49	1.55
Peas Black.....	Kg	-	1.20	.97	1.25	-	-	1.33	-	-	-	1.50
Peas Mixed.....	Kg	1.18	1.23	-	-	1.60	1.16	-	1.37	1.31	-	1.33
Soya Beans.....	Kg	-	-	-	1.61	-	-	-	-	-	-	1.61
Chick Peas.....	Kg	1.68	1.46	1.11	1.57	1.50	1.18	1.30	1.36	1.33	1.56	1.40
Lentils.....	Kg	2.08	1.75	3.00	1.82	1.52	1.42	2.00	-	2.44	2.04	1.93
Haricot Beans.....	Kg	1.07	1.25	-	1.29	-	-	-	1.39	1.25	-	1.16
Lima Beans.....	Kg	.98	-	-	.91	-	-	-	-	1.19	-	1.07
Vetch.....	Kg	.49	.60	.68	.69	-	-	.68	-	.99	.87	.76
Fenugreek.....	Kg	4.50	5.00	4.00	6.32	3.78	6.53	4.00	9.44	3.92	2.92	4.77
PULSES MILLED OR SPLIT												
Horse Beans Milled.....	Kg	-	-	3.33	-	-	-	-	-	-	-	2.95
Peas Milled.....	Kg	3.00	5.00	3.00	4.08	-	-	3.67	-	-	-	3.73
Chick Peas Milled.....	Kg	-	-	-	4.00	-	-	-	-	-	4.00	3.73
Mixed Pulses Milled.....	Kg	-	-	-	4.08	5.00	-	4.17	3.00	-	-	3.69
Vetch Milled.....	Kg	2.50	2.06	2.50	-	-	-	-	-	-	-	2.35
Peas Split.....	Kg	3.00	3.33	-	3.00	4.83	-	3.00	3.17	2.70	3.00	3.08
Peas Split(Roasted).....	Kg	3.00	3.00	3.50	3.00	-	-	-	3.00	-	-	3.03

Table 1 Group 3 :-(Cont'd) Average Retail Price of Goods and Services by Region and Selected Market Places

May
Ginbot 2002
1994

R E G I O N A N D M A R K E T P L A C E S												
ITEM	UNIT	A M H A R A										AMHARA AVERAGE
		Mota	Debre- markos	Adete	Bahir- Dar	Sekota	Ande Work	Danigla	Chagni	Kemise	Bati	
P R I C E I N B I R R												
Horse Beans Split(Roasted).....	Kg	-	-	-	2.50	-	-	-	4.65	-	-	2.47
Lentils Split.....	Kg	3.33	3.00	3.42	3.08	5.00	-	3.42	3.50	3.68	3.00	3.48
Vetch Split(Roasted).....	Kg	-	-	-	-	-	-	-	-	-	-	1.20
Chick Peas Split(Roasted).....	Kg	-	-	-	3.92	-	-	-	-	-	-	3.71
Fenugreek Milled.....	Kg	12.00	8.00	6.83	7.67	7.33	-	7.25	8.00	5.83	-	7.10
OIL SEEDS												
Niger Seed.....	Kg	1.97	2.64	2.31	2.13	1.96	2.09	1.94	1.25	3.23	3.75	2.77
Linseed White.....	Kg	3.45	3.62	-	3.96	-	-	-	-	-	-	3.69
Linseed Black.....	Kg	1.97	2.20	1.88	1.80	1.75	3.08	1.43	2.11	2.94	2.66	2.39
Sesame Seed.....	Kg	2.30	6.83	7.64	-	-	-	5.76	2.79	3.30	2.39	3.98
Sunflower.....	Kg	1.48	2.64	-	2.18	1.02	.96	-	3.48	3.34	1.56	2.05
Castor Beans.....	Kg	-	1.10	.75	2.00	-	-	.77	.80	2.61	-	2.14
Rape Seed.....	Kg	1.33	1.98	1.72	1.85	-	-	1.20	1.33	2.92	1.78	2.03
Ground Nut Shelled.....	Kg	4.50	2.50	3.50	2.75	5.33	-	2.33	2.02	4.75	4.83	3.98
PREPARED CEREAL PRODUCTS												
Spaghetti (Local) Without Egg....	Kg	7.00	7.00	7.00	7.00	8.00	8.67	7.00	7.00	6.33	6.50	6.92
Pastini.....	Kg	9.00	7.67	-	7.50	10.00	-	8.00	8.00	7.50	-	7.92
Macaroni (Local) Without Egg....	Kg	5.00	5.00	5.00	5.50	6.00	5.83	5.33	5.50	5.00	5.00	5.24
'Fafa' Flour.....	kg	-	7.67	-	9.00	-	-	-	3.00	-	-	6.11
'Dube' Flour.....	kg	-	5.00	-	5.50	5.17	6.00	-	-	-	-	5.50
BREAD AND OTHER PREPARED FOODS												
'Enjera' ('Teff' Mixed).....	325gm	.50	.41	.44	.37	1.11	1.15	.51	.42	.86	.66	.63
'Dabo' (Traditional Ambasha)..	350gm	.31	.35	.24	.32	1.20	.66	.37	-	.43	.44	.54
'Dabo' (Traditional Sheleto)..	350gm	.35	.30	.33	-	.98	-	.30	.17	-	.49	.57

Table 1 Group 3 :- (Cont'd) Average Retail Price of Goods and Services by Region and Selected Market Places

May
Ginbot 2002
1994

ITEM	UNIT	R E G I O N A N D M A R K E T P L A C E S										AMHARA AVERAGE
		A M H A R A										
		Mota	Debre- markos	Adete	Bahir- Dar	Sekota	Ande Work	Danigla	Chagni	Kemise	Bati	
P R I C E I N B I R R												
Bread Wheat (Bakery).....	350gm	1.00	.76	-	2.40	1.32	-	1.24	.35	.91	.88	1.08
Biscuits	150gm	2.73	2.00	2.64	2.00	3.41	3.41	2.54	-	2.64	2.32	2.59
MEAT												
Beef	Kg	10.00	10.00	10.00	14.00	12.00	-	10.00	10.00	16.00	14.00	11.59
Camel Meat	Kg	-	-	-	-	-	-	-	-	-	6.87	6.87
FISH AND FISH PRODUCTS												
Fish Fresh.....	Kg	-	-	-	5.00	-	-	-	-	-	-	5.00
Sardines (Imported).....	125gm	-	6.00	-	5.67	5.38	-	-	-	-	-	6.24
DIARY PRODUCTS AND EGG												
Cow Milk (Unpasteurized).....	Lt	2.11	2.52	2.12	1.77	-	-	2.03	-	2.70	2.86	2.16
Cow Milk (pasteurized).....	Lt	-	-	-	-	-	-	-	-	-	-	3.66
Camel Milk.....	Lt	-	-	-	-	-	-	-	-	-	-	-
Goat Milk.....	Lt	-	-	-	-	-	-	-	-	-	2.86	2.86
Powdered Milk (Edget).....	450gm	29.25	28.13	30.38	27.83	28.13	-	-	-	28.50	-	26.26
Yoghurt (Traditional).....	Lt	-	3.40	-	2.50	-	-	2.58	-	2.44	2.86	3.18
Cheese Cottage.....	Kg	-	-	-	8.00	-	-	-	3.17	-	-	4.25
Egg (Traditional).....	Dozen	3.00	3.00	2.58	3.00	2.80	2.20	2.18	2.80	3.48	3.67	3.03
OILS AND FATS												
Butter Unrefined.....	Kg	22.67	25.00	19.75	21.83	13.27	23.33	20.00	19.67	16.95	15.43	20.12
Cooking Oil (Imported).....	Lt	10.00	9.61	-	15.00	-	12.67	10.78	-	10.83	10.83	11.16
Cooking Oil (Local).....	Lt	7.00	7.50	6.92	8.00	8.47	10.00	8.33	7.50	8.75	9.50	8.54

Table 1 Group 3 :-(Cont'd) Average Retail Price of Goods and Services by Region and Selected Market Places

May
Ginbot 2002
1994

ITEM	UNIT	R E G I O N A N D M A R K E T P L A C E S										AMHARA AVERAGE
		A M H A R A										
		Mota	Debre- markos	Adete	Bahir- Dar	Sekota	Amde Work	Danigla	Chagni	Kemise	Bati	

P R I C E I N B I R R

VEGETABLES AND FRUITS
VEGETABLES (FRESH)

Ethiopian Kale.....	Kg	.44	.48	.35	1.24	-	-	.47	-	1.14	.58	.71
Cabbage.....	Kg	1.02	.66	.63	2.00	.68	1.01	1.49	-	.55	.59	.98
Lettuce.....	Kg	-	.73	-	3.22	-	-	-	-	1.18	1.13	1.41
Spinach.....	Kg	.55	.49	-	1.19	.42	-	1.26	-	.85	.61	.94
Carrot.....	Kg	2.63	.76	-	2.00	1.29	-	.89	1.56	1.34	1.60	1.43
Tomatoes.....	Kg	.64	.59	1.32	1.08	3.28	2.55	.63	1.23	2.27	.86	1.28
Onions.....	Kg	2.00	1.50	1.09	1.75	2.72	3.23	2.00	2.07	2.01	4.04	2.38
Garlics.....	Kg	1.75	3.20	4.56	7.50	3.27	-	4.00	4.87	8.37	9.43	5.23
Leaks.....	Kg	-	.86	.99	2.00	1.39	2.75	1.93	-	-	-	1.83
Pepper Green.....	Kg	1.57	2.63	2.04	3.92	1.71	2.92	1.43	4.30	3.11	2.93	2.61
Pumpkin.....	Kg	.39	.20	.15	-	-	-	.30	-	.30	-	.33
Green Peas.....	Kg	-	-	-	-	-	-	-	-	-	-	-
Beet Root.....	Kg	.68	.61	1.00	2.00	2.61	-	.81	2.09	.75	.47	1.16
Cauliflower.....	Kg	-	-	-	-	-	-	-	-	-	-	3.00

FRUITS FRESH

Banana.....	Kg	1.51	1.22	2.38	2.17	7.97	1.36	1.81	1.51	1.25	3.00	2.66
Orange.....	Kg	2.30	1.20	1.91	2.33	-	-	1.96	1.77	3.00	3.00	2.58
Lemon.....	Kg	1.07	1.91	1.99	4.00	1.90	1.64	.90	1.82	1.78	2.12	2.26
Tangerine.....	Kg	-	-	-	-	-	-	-	-	-	-	3.00
Papaya.....	Kg	-	1.05	1.35	2.00	1.50	1.12	-	.58	.85	.87	1.64
Grapes.....	Kg	-	-	-	-	-	-	-	-	-	-	-
Avocado.....	Kg	-	-	4.00	3.00	-	-	-	2.92	3.00	-	3.33
Mango.....	Kg	-	3.83	4.55	3.50	-	-	-	1.63	3.00	3.00	3.13
Cactus.....	Kg	-	-	-	-	-	-	-	-	-	-	-

Table 1 Group 3 :-(Cont'd) Average Retail Price of Goods and Services by Region and Selected Market Places

May
Ginbot 2002
1994

ITEM	UNIT	R E G I O N A N D M A R K E T P L A C E S										AMHARA AVERAGE
		A M H A R A										
		Mota	Debre- markos	Adete	Bahir- Dar	Sekota	Amde Work	Danigla	Chagni	Kemise	Bati	

P R I C E I N B I R R

SPICES

Pepper Whole.....	Kg	3.50	4.00	2.95	4.42	13.21	9.70	3.17	8.49	5.83	5.83	5.99
Black Pepper(Local).....	Kg	3.40	2.67	2.67	4.67	-	-	8.33	11.67	-	-	9.98
Long Pepper(Local).....	Kg	3.50	11.00	12.67	14.00	12.17	21.67	5.79	15.28	20.00	-	13.38
White Cumin(Bishop's Weed)Local..	Kg	2.00	2.17	2.67	2.00	6.11	11.13	2.00	5.10	-	3.92	4.34
Black Cumin(Local).....	Kg	6.00	5.17	5.00	4.00	6.25	-	4.09	10.28	10.00	4.33	6.30
Ginger Dry(Local).....	Kg	-	5.00	6.00	-	5.00	-	-	-	13.37	2.50	4.74
Ginger Wet(Local).....	Kg	1.37	1.50	1.50	1.00	2.57	3.58	1.00	1.20	2.33	1.50	1.54
Cloves(Imported).....	Kg	-	120.00	120.00	100.00	-	-	120.00	-	46.67	117.50	104.70
Cinnamon(Imported).....	Kg	50.00	20.00	27.33	21.83	-	-	35.00	-	20.00	23.00	28.29
Cardamon(Local).....	Kg	50.00	36.33	40.00	37.00	39.78	-	48.89	38.89	-	40.00	39.90
Tumeric Flour(Local).....	Kg	5.00	5.33	4.50	3.50	4.88	-	5.00	6.11	5.00	2.50	4.29
Chillies Whole.....	Kg	-	7.50	-	20.00	7.55	-	-	-	7.51	3.32	9.05
Basil Dry.....	Kg	8.05	8.00	10.56	7.83	15.28	10.28	4.11	4.67	18.89	14.76	9.07

POTATOES, OTHER TUBERS AND STEMS

Potato.....	Kg	.54	.45	.26	.97	1.11	1.89	.37	.59	1.01	1.29	1.03
Sweet Potato.....	Kg	-	-	1.43	1.50	-	-	-	-	.70	.67	.96
'Kocho' (Unprocessed).....	Kg	-	-	-	-	-	-	-	-	-	-	-
'Bula'.....	Kg	-	13.50	-	-	12.00	-	-	-	-	-	11.50

COFFEE, TEA, CHAT AND BUCK-THORN LEAVES

Tea Leaves(Local).....	100gm	2.00	2.00	2.00	2.00	2.00	2.50	1.93	2.00	2.00	2.00	2.02
Coffee Whole.....	Kg	-	-	-	-	-	-	-	-	2.64	1.72	2.75
Coffee Beans.....	Kg	6.83	9.00	6.67	9.00	8.78	6.33	10.00	8.67	5.71	8.00	7.90
Coffee Leaves.....	Kg	-	-	-	-	-	-	-	-	-	1.39	1.39
Buck Thorn Leaves.....	Kg	2.32	3.03	2.58	4.17	1.40	4.17	2.58	1.84	2.44	3.30	2.74

Table 1 Group 3 :- (Cont'd) Average Retail Price of Goods and Services by Region and Selected Market Places

May
Ginbot 2002
1994

ITEM	UNIT	R E G I O N A N D M A R K E T P L A C E S										AMHARA AVERAGE
		A M H A R A										
		Mota	Debre- markos	Adete	Bahir- Dar	Sekota	Amde Work	Danigla	Chagni	Kemise	Bati	
P R I C E I N B I R R												
'Chat'.....	Kg	6.67	4.42	40.00	50.00	18.68	-	40.00	26.67	7.35	8.78	25.01
Malt-Barley.....	Kg	.94	-	-	2.61	3.26	-	.98	1.71	4.55	2.57	2.34
Malt-Wheat.....	Kg	1.31	3.14	-	-	-	-	-	2.41	3.63	-	3.56
OTHER FOOD ITEMS												
Salt.....	Kg	.96	1.30	1.27	1.47	1.99	2.96	1.28	1.43	1.91	1.10	1.47
Sugar.....	Kg	5.00	4.75	4.77	4.75	5.50	6.00	5.00	5.00	4.75	4.92	4.96
Honey.....	Kg	11.83	9.67	10.00	9.00	11.17	10.00	9.50	8.00	7.55	13.67	11.31
Canned Tomato (Local).....	410gm	6.33	6.67	8.79	6.25	12.67	-	7.81	-	7.32	7.22	7.36
FOOD TAKEN AWAY FROM HOME												
Cup of Tea.....	No	.25	.38	.25	.40	.32	.25	.40	.33	.43	.30	.33
Cup of Coffee.....	No	-	.78	-	.80	.87	-	.80	.80	.90	.75	.79
Cup of Milk.....	No	.80	.78	.80	.90	1.00	-	.80	-	.93	1.00	.85
'Key Wot Yebere'.....	One Meal	-	-	-	4.00	-	-	4.00	4.00	4.50	4.50	4.32
'Key Wot Yebeg/Yefyel'.....	One Meal	4.00	3.83	3.50	4.50	4.67	3.50	4.00	4.00	5.00	5.00	4.41
COST OF MILLING												
Cereals.....	100Kg	8.00	7.00	7.67	10.00	10.67	15.00	7.00	10.00	8.00	8.00	9.23
Pulses.....	100Kg	12.00	15.00	-	-	10.67	15.00	-	20.00	9.33	15.00	17.58
Pepper Whole.....	100Kg	40.00	60.00	50.00	53.33	125.00	100.00	50.00	50.00	75.00	50.00	58.33
BEVERAGES - NON ALCOHOLIC												
Ambo Mineral Water.....	500cc	2.50	2.00	-	2.00	-	-	2.33	-	2.00	2.00	2.10
Bure Mineral Water.....	500cc	-	1.75	2.00	2.00	-	-	-	2.00	-	-	1.96
Coca Cola/Fanta.....	300cc	2.00	2.00	2.00	2.00	2.50	-	2.00	2.00	2.17	2.00	2.06

95

Table 1 Group 3 :-(Cont'd) Average Retail Price of Goods and Services by Region and Selected Market Places

May
Ginbot 2002
1994

R E G I O N A N D M A R K E T P L A C E S												
ITEM	UNIT	A M H A R A										AMHARA AVERAGE
		Mota	Debre- markos	Adete	Bahir- Dar	Sekota	Ande Work	Danigla	Chagni	Kemise	Bati	
P R I C E I N B I R R												
Pepsi Cola/Mirinda.....	300cc	2.00	2.00	2.00	2.00	2.50	3.00	2.00	2.00	2.17	2.00	2.10
BEVERAGES - ALCOHOLIC												
Araki (Local).....	900cc	26.67	22.33	27.33	17.50	-	35.00	20.33	26.00	20.73	22.61	23.86
Cognac (Local).....	900cc	-	-	-	-	-	-	-	-	23.26	-	19.32
Brandy (Local).....	900cc	-	-	-	-	-	-	-	-	21.24	-	19.29
Gin (Local).....	900cc	20.00	22.33	27.33	17.50	-	35.00	20.33	26.00	19.72	22.27	23.41
Saris Wine (Normal).....	750cc	7.00	6.33	7.00	10.00	-	-	12.67	6.00	6.33	7.67	8.00
'Katikalla'.....	Lt	4.38	3.33	3.29	3.28	10.67	-	3.24	4.22	6.17	10.00	6.37
Beer (Bedele).....	330cc	-	3.00	3.50	3.00	-	-	3.00	3.33	3.17	-	3.22
Beer (Harar).....	330cc	-	-	3.00	3.17	-	-	3.00	3.50	3.25	3.00	3.10
Beer (Meta Abo).....	330cc	2.99	3.00	3.50	3.42	3.85	4.33	3.17	3.17	3.33	3.00	3.29
'Tella'.....	Lt	.59	.61	.61	.50	.64	.56	.40	.56	.57	1.03	.70
'Tej' (Mead).....	Lt	1.50	4.21	3.23	4.03	2.19	2.11	1.81	3.83	2.50	1.39	2.64
CIGARETTES AND TOBACCO												
CIGARETTES												
Nyala.....	Packet	4.00	4.00	4.00	3.20	4.67	5.00	4.00	5.00	4.00	4.00	4.14
Gissila.....	Packet	-	1.00	-	1.80	-	-	-	-	-	-	1.34
Rothmans.....	Packet	9.33	9.33	10.00	10.00	10.00	10.00	10.00	10.00	8.00	12.00	9.17
TOBACCO												
'Gaya'.....	Kg	11.11	-	-	-	-	-	-	-	2.50	15.88	11.43
CLOTHING AND FOOT WEAR												

Table 1 Group 3 :- (Cont'd) Average Retail Price of Goods and Services by Region and Selected Market Places

May
Ginbot 2002
1994

		R E G I O N A N D M A R K E T P L A C E S										
ITEM	UNIT	A M H A R A										AMHARA AVERAGE
		Mota	Debre- markos	Adete	Bahir- Dar	Sekota	Ande Work	Danigla	Chagni	Kemise	Bati	
P R I C E I N B I R R												
CLOTHING												
Abujedid(Akaki/Bahir Dar)91cm. Meter	-	-	-	3.67	-	6.00	-	3.15	4.00	4.08	4.17	
Abujedid(Komb./Arba Min.)150cm Meter	5.00	5.25	5.33	5.00	5.33	5.00	5.33	5.00	6.00	5.42	5.38	
Khaki(S-10,000 Twil)110cm..... Meter	-	-	-	-	-	-	-	-	12.50	-	8.07	
Khaki(Akaki)91cm..... Meter	-	-	-	6.00	-	-	-	-	-	-	5.38	
Wool-England 100%..... Meter	-	126.67	-	-	-	-	-	-	-	-	146.67	
Tetron(Arba Minch)..... Meter	-	26.00	-	17.00	12.00	15.00	14.33	26.00	-	-	19.55	
Poplin(Dire Dawa)105cm..... Meter	6.00	-	-	6.00	-	-	6.00	-	7.00	5.17	6.05	
Poplin(Komb./Arba Minch)150cm. Meter	9.50	9.33	9.67	11.00	9.67	9.00	10.00	9.33	10.75	8.50	9.89	
Nylon(Mojo)..... Meter	-	8.67	7.67	9.00	6.00	-	9.50	8.67	8.33	7.00	8.95	
Polyster(Arba Minch/Awasa).... Meter	-	-	11.67	10.67	-	13.00	10.00	-	-	-	11.33	
Jersi..... Meter	-	-	-	10.67	12.00	-	9.67	10.00	-	-	12.00	
Cotton..... Kg	3.00	5.00	5.00	4.00	-	3.72	4.33	3.67	5.19	5.77	4.46	
Hisufi Meter	-	-	-	11.67	-	-	14.00	12.50	-	-	12.75	
Kefay Meter	15.67	17.00	15.67	24.67	18.67	-	17.00	16.17	-	-	21.36	
COST OF TAILORING												
Woolen Suit (Men)..... No	-	233.33	-	236.67	250.00	-	-	265.00	-	-	244.12	
Khaki Suit (Men)..... No	-	21.00	18.67	37.67	28.33	22.67	32.50	26.00	41.67	37.67	29.47	
Khaki Suit (Boys)..... No	-	14.33	13.50	18.33	20.00	12.67	22.50	13.33	26.67	19.00	18.12	
Tateron Suit (Men) No	-	31.00	-	47.33	28.33	25.33	-	22.50	48.33	38.33	37.65	
Tateron Suit (Boys) No	-	16.00	-	23.33	20.00	13.67	32.50	13.50	27.67	22.33	22.95	
READY-MADE / FOR ADULTS												
'Netela'..... No	20.67	22.00	22.50	21.67	19.67	16.00	21.50	17.67	22.67	22.33	21.47	
'Gabi'..... No	48.00	57.67	55.00	41.67	40.00	32.33	46.33	57.00	44.67	39.33	46.34	

Table 1 Group 3 :-(Cont'd) Average Retail Price of Goods and Services by Region and Selected Market Places

May
Ginbot 2002
1994

ITEM	UNIT	R E G I O N A N D M A R K E T P L A C E S										AMHARA AVERAGE
		A M H A R A										
		Mota	Debre- markos	Adete	Bahir- Dar	Sekota	Amde Work	Danigla	Chagni	Kemise	Bati	
P R I C E I N B I R R												
Shirts Long Sleeved (Local).....	No	20.00	-	21.50	-	18.33	-	-	20.00	-	-	25.26
Shirts Short Sleeved (Local).....	No	-	-	-	-	-	-	-	12.00	-	-	30.43
Shirts Long Sleeved (Imported)...	No	38.67	39.33	37.67	56.67	51.67	-	37.00	47.50	40.00	20.00	43.40
Shirts Short Sleeved (Imported)...	No	-	50.00	-	51.67	48.33	-	56.00	47.50	41.67	43.50	47.03
Socks (Cotton) Imported.....	Pair	6.00	6.00	6.00	8.33	5.00	-	5.67	8.00	7.67	6.00	6.27
Sweater (Local) Men.....	No	-	19.67	22.67	-	25.00	-	-	27.50	-	-	34.74
Sweater (Local) Women.....	No	-	-	-	-	25.00	-	22.00	-	-	-	34.52
Shash (Imported).....	No	8.00	9.00	7.83	18.33	8.00	11.00	12.67	11.67	9.33	9.00	10.76
Singlets (Local) White.....	No	-	9.25	8.00	10.00	-	-	4.33	7.00	9.33	9.33	9.52
Jeans Trouser.....	No	75.00	80.00	75.00	86.67	70.00	-	71.67	75.00	78.33	78.33	75.77
Woolen Suit.....	No	-	-	-	-	-	-	-	-	-	-	-
'Kemisna Netela'.....	No	63.33	-	-	81.67	95.00	-	72.67	-	196.67	146.67	106.93
Sweater-Men (Imported).....	No	-	106.67	100.00	116.67	68.33	-	70.00	95.00	-	-	96.13
Sweater-Women (Imported).....	No	-	43.33	-	56.67	35.00	-	70.00	47.50	41.67	44.00	58.91
Nylon Dress.....	No	-	-	-	-	-	-	46.67	72.50	-	-	50.67
Tetron Trouser.....	No	-	-	-	98.33	-	-	61.67	-	-	-	61.38
Leather Jacket.....	No	-	251.67	-	423.33	280.00	-	350.00	-	-	-	330.23
Under Wear China.....	No	10.50	10.83	12.00	16.33	13.67	-	12.67	12.00	15.00	10.33	13.29
Deriya	NO	-	-	-	10.45	25.00	-	12.11	-	-	11.89	12.53
Polyester Suit.....	No	-	-	-	-	-	-	-	-	-	-	57.50
Khaki Short	No	-	8.75	-	5.83	-	-	-	-	8.67	7.33	8.28
T-Shirts	No	21.67	11.00	19.33	47.00	28.33	-	16.67	26.67	31.00	12.67	26.81
Jogging Suit(sport tuta)	No	61.67	68.33	70.00	105.00	85.00	-	70.33	77.50	98.33	67.50	77.79
Khaki Jacket	No	-	-	-	130.00	130.00	-	101.67	-	101.67	106.67	109.55
Geldem	No	14.00	14.00	15.00	12.67	13.33	14.33	12.00	-	17.00	27.67	23.81

Table 1 Group 3 :- (Cont'd) Average Retail Price of Goods and Services by Region and Selected Market Places

May 2002
Ginbot 1994

ITEM	UNIT	R E G I O N A N D M A R K E T P L A C E S										AMHARA AVERAGE
		A M H A R A										
		Mota	Debre- markos	Adete	Bahir- Dar	Sekota	Amde Work	Danigla	Chagni	Kemise	Bati	
P R I C E I N B I R R												
READY-MADE / FOR CHILDREN												
Sweater (Local) for Boys..... No	-	8.33	12.17	7.67	15.00	-	15.00	-	-	-	12.98	
Socks (Imported) Cotton..... Pair	4.17	2.67	3.00	5.17	3.67	-	-	2.83	4.83	3.67	3.75	
Jeans Trouser..... No	58.33	60.00	-	-	68.33	-	-	27.50	52.50	-	58.57	
Shirt Long Sleeved(Imported)Boys. No	-	22.50	-	27.67	20.00	-	-	32.50	27.00	-	25.06	
Sweater (England) for Girls..... No	-	-	-	-	-	-	38.33	-	-	-	40.00	
Short for Boys..... No	-	6.00	-	3.83	-	8.33	-	-	5.33	4.00	5.48	
Kemise(for children) No	48.33	41.67	-	58.33	28.33	15.33	62.67	37.50	66.67	17.67	51.23	
FOOTWEAR (MEN AND WOMEN)												
Anbessa Leather Shoes Men(Local)Pair	78.33	81.00	58.33	121.67	105.00	-	88.33	75.00	108.33	81.67	89.96	
Leather Shoes Men (Croft)..... Pair	116.67	111.67	98.33	148.33	98.33	-	108.33	85.00	128.33	-	113.00	
Walking Shoes(Imp.) Non-Leather Pair	-	93.33	-	128.33	83.33	-	170.00	-	111.67	85.00	100.13	
Canvas Shoes (Local) Men..... Pair	22.33	22.33	24.00	27.33	-	-	22.67	-	-	-	23.79	
Canvas Shoes (China) Men..... Pair	24.00	22.00	-	29.67	24.00	-	-	-	-	24.67	25.70	
Plastic Shoes (Local) Women.... Pair	7.67	8.00	12.67	10.00	8.67	8.00	8.17	13.00	8.33	8.00	9.10	
Slippers Sponge Adult (China).. Pair	6.50	7.00	-	7.00	9.33	-	8.67	18.00	7.67	8.00	8.51	
Boots for Men Plastic (Local).. Pair	38.67	39.00	40.00	38.67	-	-	-	38.33	-	-	41.43	
Sendel Plastic Shoes (Imp.).... Pair	-	11.67	-	-	-	-	-	-	55.00	11.67	17.48	
Cost of Mending Shoes sole(Men).Pair	-	18.67	-	22.00	-	-	18.00	-	28.00	-	23.17	

Table 1 Group 3 :- (Cont'd) Average Retail Price of Goods and Services by Region and Selected Market Places

May 2002
Ginbot 1994

ITEM	UNIT	R E G I O N A N D M A R K E T P L A C E S										
		A M H A R A										AMHARA AVERAGE
		Mota	Debre- markos	Adete	Bahir- Dar	Sekota	Amde Work	Danigla	Chagni	Kemise	Bati	

P R I C E I N B I R R

CONSTRUCTION MATERIALS, WATER, AND
FUEL AND POWER

CONSTRUCTION MATERIALS

Cement/Bag/(Local).....	50Kg	37.50	37.33	41.67	38.50	44.00	-	42.00	39.67	34.17	36.00	37.43
Lime.....	Kg	.75	.60	1.00	1.19	-	-	1.00	1.21	-	-	.96
Nail (7cm - 12cm).....	Kg	-	5.25	-	7.00	11.00	12.67	7.50	7.50	-	8.00	7.83
Nail with Cape.....	Kg	10.00	10.00	10.67	10.00	10.00	13.00	10.00	10.00	10.00	10.83	10.20
Corrugated Iron Sheet (.2mm).....	No	24.29	32.33	-	34.17	26.00	27.00	24.17	26.00	40.00	24.33	29.04
Wood for House Construction('Atana')..	No	-	2.75	-	-	6.67	-	-	-	-	-	6.13
Wall Paints-Super (Fluid) Normal.....	4Kg	-	60.00	-	57.67	-	-	55.33	70.00	57.00	54.67	57.23
Wall Paints-Super (Fluid) Plastic.....	4Kg	-	95.00	-	87.67	-	-	90.00	90.00	92.67	88.00	89.79
Coarse Aggregate Gravel.....	Meter Cube	-	-	-	82.50	50.00	-	-	-	65.00	-	77.00
Hollow Concrete Block(20x20x40 cm Cube)No	No	-	3.50	-	2.20	-	-	-	-	2.40	-	2.73
Bricks (25cm x 12cm x 6cm).....	No	-	1.22	-	1.50	-	-	-	-	2.50	-	1.53
Floor Board 4m Length.....	No	-	27.00	-	54.67	70.00	-	-	-	50.00	-	47.50
Iron Pipe 6mt. (1/2 inch Wide) Local..	No	-	70.00	-	45.00	-	-	-	-	70.00	40.00	57.58
Chipwood (125cm x 250cm x 8mm).....	No	-	76.33	-	75.67	-	-	-	-	92.50	-	79.46
Sand.....	Meter Cube	-	130.95	-	92.25	32.76	-	-	-	16.67	42.86	50.31
Gutter N# 32.....	Meter	-	-	-	34.00	-	-	25.00	-	-	-	27.38
Window Glass (50cm x 50cm x 3mm).....	No	-	16.50	-	-	-	-	-	-	-	-	27.94
Water Tanker (1meter cube).....	No	-	1500.00	-	873.33	1200.00	-	-	-	50.00	-	27.94
Stone for House Construction..	Meter Cube	18.67	15.00	24.00	16.00	27.43	-	-	-	1500.00	950.00	998.13
Mega Paints.....	4Kg	-	60.00	-	57.00	60.00	-	-	-	18.00	60.48	31.96
Tseday Paints.....	4Kg	-	-	-	-	-	-	55.33	-	-	55.00	61.68
"Yewellel Nitaf"(Tile).....	No	-	2.50	-	2.50	-	-	-	-	-	-	2.77

WATER

Water.....	Meter Cube	8.90	4.89	5.33	3.92	2.47	4.11	13.78	7.50	7.50	4.58	5.91
------------	------------	------	------	------	------	------	------	-------	------	------	------	------

Table 1 Group 3 :- (Cont'd) Average Retail Price of Goods and Services by Region and Selected Market Places

May
Ginbot 2002
1994

R E G I O N A N D M A R K E T P L A C E S												
ITEM	UNIT	A M H A R a									AMHARA AVERAGE	
		Mota	Debre- markos	Adete	Bahir- Dar	Sekota	Amde Work	Danigla	Chagni	Kemise		Bati
P R I C E I N B I R R												
FUEL AND POWER												
Fire Wood.....	Meter Cube	-	41.96	32.41	15.23	55.87	136.04	-	14.54	144.16	17.93	59.10
Charcoal.....	Kg	.96	1.00	.64	.74	.61	.29	1.24	.94	.99	.83	.93
Dung Cake.....	Kg	.20	.08	-	-	.17	-	-	-	-	-	.23
Kerosine.....	Lt	2.15	2.12	2.15	2.09	2.50	3.00	2.13	2.16	2.27	1.84	2.16
Diesel.....	Lt	2.77	2.74	2.76	2.70	3.00	4.50	2.74	2.78	2.78	2.46	2.81
Electric.....	K.Watt	-	.27	.29	.27	.27	-	.27	-	.29	.28	.28
Matches.....	Box	.25	.20	.20	.25	.25	.25	.20	.25	.22	.22	.23
Candles.....	No	.97	.83	.93	.80	1.00	1.00	.80	1.00	1.00	1.00	.91
Buthane Gas (Shell).....	12.5 Kg	-	-	-	-	-	-	-	-	-	-	-
Eveready Drycell.....	No	1.75	1.75	1.83	1.75	2.00	2.25	1.79	1.75	1.50	1.96	1.96
FURNITURE, FURNISHING, HOUSEHOLD EQUIPMENT AND OPERATION												
CHAIRS, TABLES, ETC.												
Table Wanza (Machine made) Varnished..	No	-	276.67	116.67	260.00	200.00	-	190.00	475.00	490.00	200.00	265.00
Table Wanza (Hand made) Not Varnished.	No	-	-	-	-	-	-	-	-	-	-	280.00
Chairs Wanza (Machine Made) Varnished.	No	-	41.67	66.67	50.00	56.67	-	83.33	90.00	65.00	48.33	62.38
Chairs Wanza (Hand Made) Varnished....	No 50.00	-	-	-	-	-	-	-	87.50	-	-	81.82
Cupboard Wanza (2 doors) Varnished....	No 1250.00	800.00	933.33	830.00	1200.00	-	1283.33	1010.00	853.33	850.00	976.44	
Double Bed Wanza (120cm) Varnished....	No 500.00	510.00	433.33	475.00	733.33	-	450.00	443.33	450.00	633.33	537.04	
Sofas (Complete).....	No	-	3000.00	-	2900.00	2600.00	-	3000.00	2950.00	2500.00	2100.00	2719.44
Book Shelves Wanza (3 Shelves) no Door	No 300.00	303.33	183.33	240.00	433.33	-	290.00	375.00	380.00	350.00	308.22	
Chest of Drawer	No	-	725.00	-	550.00	800.00	-	-	500.00	575.00	-	604.76
FURNISHINGS & REPAIRS												
Bed Sheet (Non-Patterned Bahir Dar)												
1.90m x 2.50m.....	Pair	-	47.67	52.00	44.67	-	-	47.00	39.00	72.50	-	47.21

Table 1 Group 3 :-(Cont'd) Average Retail Price of Goods and Services by Region and Selected Market Places

 May
Ginbot 2002
1994

ITEM	UNIT	R E G I O N A N D M A R K E T P L A C E S										AMHARA AVERAGE
		A M H A R A										
		Mota	Debre- markos	Adete	Bahir- Dar	Sekota	Amde Work	Danigla	Chagni	Kemise	Bati	
P R I C E I N B I R R												
Bed Sheet(Patterned Kombolcha) 1.90m x 2.50m.....	Pair	-	81.67	-	84.33	-	-	-	51.67	85.00	80.00	74.06
Bed Cover(Patterned Kombolcha).....	No	-	-	-	22.67	-	-	-	-	-	-	54.23
Blanket Woolen(Debre B.)160cm x 220cm.	No	-	80.00	100.00	79.33	85.00	-	78.67	79.33	80.00	85.00	81.83
Mattress-Sponge (A.A Foam) 120cm.....	No	315.61	325.00	-	388.33	300.00	-	330.00	315.00	310.00	-	329.99
Towel-Local (Kombolcha).....	No	-	-	-	10.33	-	-	11.00	12.67	-	-	11.87
EARTHEN WARE												
Water Pot.....	No	7.83	5.50	4.50	6.17	5.00	5.00	3.70	4.83	4.17	4.83	5.87
'Jebena' Medium Size.....	No	4.00	1.83	2.00	2.83	3.00	2.00	1.53	3.25	3.00	2.57	2.39
'Mitad' (Griddle of Clay).....	No	4.00	9.00	4.17	7.67	5.00	4.67	5.83	4.83	5.83	6.00	8.06
Local Stove '(Lakech).....	No	7.00	6.00	6.00	5.67	7.33	-	6.50	7.00	7.67	11.67	7.73
Cup for Coffee (China).....	No	1.00	1.23	1.22	-	1.33	1.33	1.33	1.00	1.08	1.50	1.16
Plate Clay (imported).....	No	4.50	3.50	3.92	3.33	5.00	-	3.83	4.00	4.33	4.00	4.13
STRAW, BAMBOO AND OTHERS												
'Sefed'.....	No	-	5.00	3.25	4.67	8.17	9.67	3.83	4.00	4.33	3.67	5.31
Sack 100Kg Capacity.....	No	-	-	-	4.67	3.00	3.00	-	-	3.17	-	3.56
METAL WARE												
Cooking Pan Medium (Local).....	No	26.00	36.33	22.33	24.33	16.33	18.67	35.67	16.00	23.00	22.67	23.23
Tray (Nickel) Medium N° 45 Local.....	No	-	-	-	-	-	-	-	-	25.00	10.67	17.83
Electric 'Mitad' Aluminium.....	No	-	-	-	376.67	-	-	-	-	-	-	383.50
Gas Stove (Kerosine) China.....	No	44.00	39.67	42.00	40.33	40.00	-	46.33	41.00	42.67	39.33	41.31
Refrigerator.....	No	-	-	-	3483.33	-	-	-	-	-	-	3455.56

Table 1 Group 3 :-(Cont'd) Average Retail Price of Goods and Services by Region and Selected Market Places

May
Ginbot 2002
1994

R E G I O N A N D M A R K E T P L A C E S												
ITEM	UNIT	A M H A R a										AMHARA AVERAGE
		Mota	Debre- markos	Adete	Bahir- Dar	Sekota	Amde Work	Danigla	Chagni	Kemise	Bati	
P R I C E I N B I R R												
PLASTIC WARE (LOCAL MADE)												
Jerrycan (20 Litres).....	No	-	24.67	-	23.67	-	-	25.50	23.67	28.00	-	23.40
Bucket (20 Litres).....	No	15.00	15.67	15.50	14.50	17.00	19.33	14.17	16.67	16.00	16.00	15.97
GLASS WARE												
Glass for Tea (Duralax).....	No	-	3.42	-	3.08	3.00	3.17	3.00	-	2.92	3.00	3.06
OTHER HOUSEHOLD EQUIPMENT												
Kerosine Lamp.....	No	22.00	21.00	22.50	19.67	23.67	30.00	17.33	22.67	24.33	17.67	21.91
'Kuraz' Small Local Kerosine Lamp.....	No	-	-	1.00	.77	.50	2.00	1.00	1.25	1.00	1.00	1.16
Flash Light.....	No	6.50	5.67	6.83	6.67	6.83	7.33	6.17	6.00	6.33	6.33	6.43
Electric Bulb Philips(40/60 Watt).....	No	3.00	2.00	2.00	2.00	15.00	-	2.00	2.00	2.42	2.00	2.33
HOUSEHOLD OPERATION												
Hard Soap (Local).....	200gm	1.33	1.78	1.43	2.00	-	2.38	1.94	2.53	1.33	2.50	1.85
Hard Soap (Imported).....	200gm	2.00	2.27	1.97	-	2.20	2.40	2.00	3.39	2.00	2.07	2.24
Detergent (Omo).....	50gm	1.00	.96	1.67	1.25	.63	.67	1.00	-	-	.65	.94
Incense.....	Kg	6.00	10.00	5.83	5.42	11.56	14.51	5.33	1.70	18.89	20.00	10.95
Sandal Wood.....	No	.25	.22	.20	.23	.25	.25	.22	.20	.28	.25	.25
Toilet Paper (Mamko).....	Roll	3.00	3.00	3.00	3.00	3.00	3.50	3.00	3.00	3.00	3.00	3.03
DRY CLEANING												
Dry Cleaning (Suit Men).....	No	-	14.00	-	14.33	-	-	-	-	-	-	14.31

Table 1 Group 3 :-(Cont'd) Average Retail Price of Goods and Services by Region and Selected Market Places

May
Ginbot 2002
1994

ITEM	UNIT	R E G I O N A N D M A R K E T P L A C E S										
		A M H A R a										AMHARA AVERAGE
		Mota	Debre- markos	Adete	Bahir- Dar	Sekota	Amde Work	Danigla	Chagni	Kemise	Bati	
P R I C E I N B I R R												
DOMESTIC SERVICE												
Maid Servant.....	Month	10.67	20.00	18.33	23.33	15.00	15.00	15.67	15.00	38.33	26.67	20.67
Unskilled Service (Daily Laborer)....	Day	3.67	7.00	6.00	5.00	5.00	5.00	6.67	5.33	6.00	5.33	5.85
Salary for Guard	Month	-	50.00	-	70.00	-	-	30.00	18.33	63.33	-	43.94
MEDICAL CARE												
Ampicillin(250 mg) Local.....	56 Caps	-	18.20	19.07	-	-	16.80	15.40	16.67	15.00	15.40	17.16
Dichlorophine(500 mg) Local.....	6 Pills	-	1.75	-	-	-	-	-	-	-	-	1.73
Tetracycline(250mg) Local.....	56 Caps	9.52	11.20	9.90	9.98	6.72	-	9.33	10.73	8.33	7.47	9.23
Penicillin Injection(4 Mu. Local). Bottle		4.00	4.50	4.50	3.80	3.65	-	4.00	3.83	4.50	3.75	4.06
Chloramphenicol(250mg) Local.....	56 Caps	-	16.80	-	12.16	-	-	14.00	15.50	13.67	-	13.14
Dipron(500mg) Local.....	20 Pills	-	-	-	-	-	-	-	3.67	2.50	-	3.17
Cough Syrup (Berantine) Local.....	125cc	8.00	-	9.50	8.50	8.00	-	8.00	-	7.75	-	8.24
Bactrim(480mg) Local.....	30 Pills	9.00	6.00	-	2.53	-	6.00	6.00	6.50	6.00	-	5.92
Vermox(100mg) Local.....	12 Pills	4.00	3.00	3.00	2.00	1.80	-	2.00	3.67	-	1.80	2.54
Mezel(250mg) Local.....	30 Caps	5.10	4.50	4.93	4.75	3.00	3.00	4.00	4.50	4.67	4.30	4.59
Asprin (300 mg) Local.....	20 Pills	2.00	2.00	1.18	2.00	1.20	-	2.00	2.50	2.33	1.00	1.96
OTHER MEDICAL EXPENSES												
Doctor's Fee (Government).....	per visit	1.50	1.50	1.00	2.00	2.00	1.00	1.00	1.00	1.00	1.00	1.59
Doctor's Fee (Private).....	per visit	-	10.00	-	13.33	-	-	10.00	7.50	5.00	5.00	9.64
Injection (Service Charge).....	Once	1.00	1.00	-	.67	1.00	-	1.00	1.00	.50	.50	.89
Labratory Test Fee (Private).....	Once	-	5.33	-	4.33	-	-	10.00	5.00	4.50	-	5.25
Bed Charge (gov.).....	per day	3.00	2.00	2.00	3.00	3.00	-	2.00	2.00	-	-	2.88

Table 1 Group 3 :- (Cont'd) Average Retail Price of Goods and Services by Region and Selected Market Places

May 2002
Ginbot 1994

ITEM	UNIT	R E G I O N A N D M A R K E T P L A C E S										AMHARA AVERAGE
		A M H A R a										
		Mota	Debre- markos	Adete	Bahir- Dar	Sekota	Amde Work	Danigla	Chagni	Kemise	Bati	
P R I C E I N B I R R												
TRANSPORT AND COMMUNICATION												
TRANSPORT												
Benzene.....	Lt	-	4.42	-	4.38	-	-	-	-	-	-	4.30
Motor Oil (Mobil).....	Lt	18.75	19.00	18.75	19.67	20.00	-	-	-	-	-	19.33
Car Washing and Greasing.....	No	-	-	-	28.33	-	18.88	18.25	19.67	18.97	-	30.60
Bus Fare (per km).....	Tarif	-	.10	.12	.12	-	40.00	-	-	-	-	.11
Bus Fare (within Town).....	Trip	-	-	-	.50	-	.12	-	.10	.11	-	.50
Taxi Fare.....	Trip	-	-	-	.75	-	-	-	-	-	-	.70
Air Plane (To Addis Ababa).....	Trip	-	169.00	-	275.40	-	-	-	-	-	-	245.34
Animal Transport fare.....	Trip	-	-	-	-	-	46.67	16.67	-	-	-	22.96
Cart Fare.....	Trip	-	.50	-	-	-	-	.63	-	.50	.50	.52
Train Fare.....	Trip	-	-	-	-	-	-	-	-	-	-	-
Service Charge (Motor oil change)...	Once	-	-	-	19.25	-	-	-	-	-	-	19.25
COMMUNICATION												
Telephone Charge (with town).....	Period	.25	.20	.60	.20	-	-	.60	-	-	-	.30
Telephone Charge to Addis Ababa....	Period	2.85	2.30	2.30	3.75	3.75	-	2.75	-	-	-	2.96
Telephone Line Installation Charge..	Once	355.75	355.75	355.75	355.75	355.75	-	355.75	355.55	355.75	-	355.75
ENTERTAINMENT AND EDUCATION												
EQUIPMENT AND ACCESSORIES												
T.V. Set Philips 21 inch(Colored).....	No	-	3175.00	-	3483.00	-	-	-	-	-	-	3424.93
Cassette Recorded Original(Local Music)No		12.00	-	13.00	13.00	13.00	-	-	-	-	-	12.55
Radio Set Philips 3 Band.....	No	160.00	-	80.00	103.33	170.00	-	12.33	12.00	12.00	13.00	131.14
Tape Recorder National (2 Speaker)....	No	285.00	-	-	503.33	260.00	-	100.00	-	175.00	-	372.50
Expense for Photograph(Passport size)4Pho		4.00	3.00	4.00	3.00	4.00	-	4.00	315.00	6.00	4.00	3.81

Table 1 Group 3 :- (Cont'd) Average Retail Price of Goods and Services by Region and Selected Market Places

May 2002
Ginbot 1994

ITEM	UNIT	R E G I O N A N D M A R K E T P L A C E S									
		A M H A R A									
		Mota	Debre- markos	Adete	Bahir- Dar	Sekota	Amde Work	Danigla	Chagni	Kemise	Bati
		P R I C E I N B I R R									
Newspaper (Addis Zemen)..... No	-	.50	-	.50	-	-	.50	-	.50	-	.50
Theater Entrance Fee Once	-	-	-	-	-	-	-	-	-	-	10.00
EDUCATION											
Exercise Book (50 Leaves) Local..... No	-	1.80	1.75	1.75	2.00	-	1.78	1.77	2.00	1.97	1.82
Pencil (China)..... No	.25	.23	.23	.20	.25	.30	.20	.28	.28	.23	.26
Ball Point-Bic England..... No	1.00	1.00	1.00	1.00	1.00	1.25	1.00	1.00	1.03	1.00	1.02
Day School Fee-Public(Grade 7 & 8)..Month	-	-	-	-	-	-	-	-	-	-	-
Day School Fee-Private(Grade 9-12)..Month	-	-	-	-	-	-	-	-	-	-	-
Night School Fee-Government(Gr.9-12)Month	-	13.50	17.50	16.75	14.50	-	15.75	22.00	50.00	23.00	18.67
School Uniform Fee No	-	-	-	-	42.00	-	-	-	40.00	44.00	49.25
Night School Fee-Private(Grade9-12).Month	-	-	-	-	-	-	-	-	-	-	-
PERSONAL CARE AND EFFECTS											
PERSONAL CARE											
Lux Toilet Soap..... 90gm	2.25	2.06	2.25	1.97	2.25	2.25	2.25	2.25	2.25	2.25	2.22
Blade-TOPAZ..... No	.25	.22	.23	.25	.25	.30	.20	.25	.40	.25	.26
Hair Dressing (Traditional)..... No	-	1.00	-	1.33	3.33	2.50	.67	1.33	-	1.83	1.58
Hair Dressing (Modern)..... No	-	5.00	6.00	8.00	-	-	6.33	5.33	8.00	7.00	6.56
Barbery (Mens Hair Cut)..... No	1.50	2.33	2.00	2.67	3.00	-	3.00	2.33	3.00	2.67	2.78
Paraffin Hair Oil..... 330cc	8.00	7.50	8.00	8.25	8.98	10.00	8.98	8.33	7.83	7.83	8.09
Zenith Hair Oil..... 330cc	8.00	7.50	8.00	6.60	9.35	10.00	7.01	8.50	7.33	8.00	8.32
Shaving Machine (medium) No	-	-	-	64.33	-	-	-	-	-	-	-
Perfume CC	19.33	22.00	23.50	22.00	10.25	11.56	26.33	20.50	25.67	322.22	40.87
PERSONAL EFFECTS											
Umbrella-Men Medium (Local)..... No	-	19.67	-	27.67	-	22.67	18.33	25.00	22.00	19.00	22.53

Table 1 Group 3 :-(Cont'd) Average Retail Price of Goods and Services by Region and Selected Market Places

May
Ginbot 2002
1994

ITEM	UNIT	R E G I O N A N D M A R K E T P L A C E S										AMHARA AVERAGE
		A M H A R A										
		Mota	Debre- markos	Adete	Bahir- Dar	Sekota	Amde Work	Danigla	Chagni	Kemise	Bati	
P R I C E I N B I R R												
Umbrella-Women Medium (Imported).....	No	17.67	17.00	18.00	23.67	19.67	29.33	17.83	17.00	23.00	20.67	20.42
Hand Bag (Imported Synthetic).....	No	-	-	-	105.00	80.00	-	-	-	-	-	105.00
Belt (Local) Machine Made.....	No	-	2.50	4.50	5.83	-	3.83	14.33	18.00	9.00	6.67	10.16
Belt (Local) Hand Made.....	No	-	-	5.00	2.00	-	4.33	1.83	6.00	1.83	1.83	2.86
JEWELLERY												
Seiko-21 Jewels Automatic (Men).....	No	-	-	-	235.00	-	-	-	-	-	-	-
Seiko-21 Jewels Automatic (Women).....	No	-	-	-	226.67	-	-	-	-	-	-	282.22
Earrings (4gm 18 carat Local).....	Pair	-	333.33	-	340.00	-	-	-	-	-	-	274.44
Neck Laces (6gm 21 carat Imported)....	No	-	570.00	-	570.00	-	-	320.00	-	-	306.67	313.93
Rings (4gm 18 carat Local).....	No	-	333.33	-	340.00	-	-	570.00	-	-	510.00	543.00
Bracelet 20gm (18 carat Local).....	No	-	1666.67	-	1700.00	-	-	320.00	280.00	-	306.67	318.93
LIVESTOCK AND DRAUGHT ANIMALS												
LIVESTOCK												
Sheep (10-15Kg).....	No	96.00	123.33	80.00	88.33	141.00	110.00	101.67	133.33	65.00	40.00	100.67
Goat (10-15Kg).....	No	59.33	55.67	33.67	76.67	89.00	123.33	63.00	130.00	51.67	41.00	78.18
Heifer (2-4 Years).....	No	410.00	423.33	340.00	335.00	363.33	503.33	293.33	346.67	370.00	356.67	404.43
Cow (4 Years and Above).....	No	500.00	520.00	413.33	550.00	476.67	700.00	593.33	485.00	660.00	546.67	605.28
Bull (2-4 Years).....	No	603.33	370.00	333.33	475.00	443.33	600.00	346.67	580.00	450.00	390.00	470.29
Ox (4 Years and Above).....	No	846.67	753.33	460.00	800.00	700.00	860.00	510.00	550.00	946.67	900.00	803.56
Hen (Indigenous).....	No	6.17	5.83	5.50	6.50	4.83	2.50	5.50	5.17	5.83	7.00	6.21
Cock (Indigenous).....	No	8.50	7.83	6.33	10.50	5.17	3.00	6.33	6.17	8.00	9.33	8.10
DRAUGHT ANIMALS												
Donkey.....	No	110.00	216.67	166.67	165.00	226.67	243.33	256.67	213.33	270.00	196.67	212.94
Horse.....	No	-	603.33	-	-	-	-	-	-	-	-	536.25

Table 1 Group 3 :- (Cont'd) Average Retail Price of Goods and Services by Region and Selected Market Places

May
Ginbot 2002
1994

ITEM	UNIT	R E G I O N A N D M A R K E T P L A C E S										AMHARA AVERAGE
		A M H A R A										
		Mota	Debre- markos	Adete	Bahir- Dar	Sekota	Amde Work	Daniglia	Chagni	Kemise	Bati	
		P R I C E I N B I R R										
Mule.....	No	-	-	-	783.33	1060.00	1100.00	780.00	-	-	-	955.56
FARM EQUIPMENT (INDUSTRIAL PRODUCT)												
Sickel.....	No	17.00	16.00	16.00	15.67	15.25	-	10.00	-	-	-	14.56
Pick Axe ('Doma').....	No	20.00	18.33	-	18.67	-	-	-	-	19.50	20.00	18.17
'Gejera'.....	No	-	25.00	-	16.33	-	-	15.00	-	-	-	17.50
FARM EQUIPMENT (HAND MADE)												
'Mofer'.....	No	-	-	-	-	22.67	10.33	-	-	5.33	-	15.12
'Kember'.....	No	9.00	-	8.33	-	5.83	-	6.17	-	2.50	-	5.73
'Digr'.....	No	-	-	1.50	-	1.33	1.67	-	-	1.00	1.75	1.91
Plough.....	No	20.33	24.67	20.67	19.33	19.33	23.33	14.33	18.33	19.67	16.67	21.19
Sickel.....	No	3.00	2.17	1.50	3.00	4.67	5.00	-	-	2.50	4.83	3.18
'Wegel'.....	No	4.00	3.00	3.00	3.00	4.83	7.00	3.17	3.00	3.50	3.67	3.89
'Erfe'.....	No	-	-	-	-	1.50	-	-	-	.50	1.00	1.71
MISCELLANEOUS GOODS AND SERVICES												
Coffin (Medium Quality).....	No	-	96.67	153.33	168.33	400.00	-	-	-	-	300.00	245.52
Charge for Money order	Once	2.65	2.65	-	2.60	-	-	2.65	6.84	-	-	5.39
Charge for Visa (for person).....	No	-	-	-	-	-	-	-	-	-	-	-

Table 2 Group 3 :- Average Retail Price of Goods and Services by Region and Selected Market Places

June
Sene 2002
1994

R E G I O N A N D M A R K E T P L A C E S												
ITEM	UNIT	A M H A R A									AMHARA AVERAGE	
		Mota	Debre- markos	Adete	Bahir- Dar	Sekota	Amde Work	Danigla	Chagni	Kemise		Bati
P R I C E I N B I R R												
CEREALS UNMILLED												
'Teff' White	Kg	1.82	1.44	1.24	1.66	2.07	1.97	1.41	1.73	2.11	1.92	1.85
'Teff' Mixed.....	Kg	1.60	1.29	1.18	1.57	2.06	1.96	1.30	1.52	2.06	1.80	1.68
'Teff' Black (Red).....	Kg	1.48	1.13	1.19	1.47	1.94	1.69	1.11	1.30	1.61	1.56	1.51
Wheat White.....	Kg	1.35	1.00	1.02	1.56	2.21	1.71	1.22	1.52	1.45	1.43	1.54
Wheat Mixed.....	Kg	1.30	1.41	.95	-	-	1.78	-	-	1.82	-	1.57
Wheat Black.....	Kg	1.73	1.58	1.06	1.36	1.63	-	1.08	1.65	1.76	1.41	1.49
Barley White.....	Kg	-	1.75	1.54	1.54	2.16	2.22	1.02	1.58	1.71	1.85	1.63
Barley Mixed.....	Kg	.94	1.55	-	1.56	1.71	2.04	1.10	1.24	1.64	1.60	1.48
Barley Black.....	Kg	-	1.44	-	-	1.66	-	1.00	1.28	1.57	-	1.48
Barley for Beer.....	Kg	-	-	-	-	-	-	-	-	-	-	-
Maize.....	Kg	.81	.93	.79	.85	1.24	1.35	.81	.81	.81	1.11	1.06
Durrah.....	Kg	-	1.04	-	-	-	1.61	-	-	1.64	1.54	1.28
Sorghum Yellow.....	Kg	-	-	-	-	1.31	1.50	-	-	1.53	1.39	1.42
Sorghum White.....	Kg	-	-	-	1.26	-	-	.93	1.23	1.16	1.12	1.27
Sorghum Red.....	Kg	-	-	-	-	1.38	1.53	-	-	-	1.14	1.37
African Millet.....	Kg	1.33	-	.96	1.02	1.51	-	.96	.90	-	1.53	1.30
Rice.....	Kg	5.00	4.33	4.17	5.00	5.33	-	4.83	-	4.33	4.50	4.60
Oats.....	Kg	-	1.14	1.47	1.87	-	-	1.29	1.03	-	1.39	1.72
Hulled Barley.....	Kg	1.57	-	-	3.30	-	-	-	-	-	-	2.69
CEREALS MILLED												
'Teff' White.....	Kg	-	2.30	-	-	-	-	-	-	-	-	2.68
'Teff' Mixed.....	Kg	-	2.00	-	-	-	-	-	-	-	-	2.00
'Teff' Black (Red).....	Kg	-	1.80	-	-	-	-	-	-	-	-	2.17
Wheat White.....	Kg	-	-	-	-	-	-	-	-	-	-	-
Wheat Mixed.....	Kg	-	-	-	-	-	-	-	-	-	-	-
Barley White.....	Kg	-	-	-	-	-	-	-	-	-	-	2.56

Table 2 Group 3 :- (Cont'd) Average Retail Price of Goods and Services by Region and Selected Market Places

June
Sene 2002
1994

R E G I O N A N D M A R K E T P L A C E S												
ITEM	UNIT	A M H A R A										AMHARA AVERAGE
		Mota	Debre- markos	Adete	Bahir- Dar	Sekota	Ande Work	Danigla	Chagni	Kemise	Bati	
P R I C E I N B I R R												
Barley Mixed.....	Kg	-	-	-	-	-	-	-	3.50	-	3.02	3.26
Maize.....	Kg	-	-	-	-	-	-	-	-	-	-	-
Oats.....	Kg	4.00	5.00	4.83	4.00	5.00	6.00	-	4.00	5.00	-	4.75
Sorghum.....	Kg	-	-	-	-	-	-	-	-	-	-	-
Durrah.....	Kg	-	-	-	-	-	-	-	-	-	-	-
'Furno Duket' Locally Processed..	Kg	3.50	2.83	-	2.67	4.00	-	3.00	3.00	2.42	2.33	2.98
PULSES UNMILLED												
Horse Beans.....	Kg	1.55	1.35	1.49	1.62	1.34	1.08	1.51	2.07	1.33	1.73	1.55
Peas White.....	Kg	2.50	-	-	-	2.03	-	-	-	-	-	2.08
Peas Black.....	Kg	-	1.84	1.57	-	2.01	1.43	2.49	-	-	-	2.05
Peas Mixed.....	Kg	1.69	1.84	-	2.21	-	1.44	-	2.35	1.64	2.09	1.92
Soya Beans.....	Kg	-	-	-	2.77	-	-	-	-	-	-	2.77
Chick Peas.....	Kg	2.02	1.63	1.42	2.08	1.82	1.33	1.94	2.31	1.52	1.85	1.72
Lentils.....	Kg	3.23	2.05	3.00	3.03	2.72	1.49	2.75	1.47	2.44	2.26	2.35
Haricot Beans.....	Kg	1.70	1.18	-	-	-	-	-	1.40	1.27	-	1.27
Lima Beans.....	Kg	1.60	-	-	1.30	-	-	-	1.67	1.23	-	1.36
Vetch.....	Kg	1.17	.97	1.32	1.18	-	-	1.18	1.40	.99	.99	1.24
Fenugreek.....	Kg	4.00	4.50	4.33	4.19	5.08	6.61	3.67	5.60	3.95	4.00	4.15
PULSES MILLED OR SPLIT												
Horse Beans Milled.....	Kg	-	-	6.34	-	-	-	-	-	-	-	4.01
Peas Milled.....	Kg	3.50	6.00	4.00	4.42	-	-	4.17	-	-	-	4.08
Chick Peas Milled.....	Kg	-	-	-	4.00	-	-	-	-	-	-	3.69
Mixed Pulses Milled.....	Kg	-	-	-	4.00	5.00	-	-	4.83	-	4.00	4.00
Vetch Milled.....	Kg	2.17	2.47	-	-	-	-	-	-	-	-	2.32
Peas Split.....	Kg	3.50	3.50	3.50	3.50	5.00	-	4.00	-	-	3.25	3.52
Peas Split(Roasted).....	Kg	-	3.00	4.50	3.50	-	-	-	3.83	3.58	-	3.47

Table 2 Group 3 :-(Cont'd) Average Retail Price of Goods and Services by Region and Selected Market Places

June 2002
Sene 1994

ITEM	UNIT	R E G I O N . A N D M A R K E T P L A C E S										AMHARA AVERAGE
		A M H A R A										
		Mota	Debre- markos	Adete	Bahir- Dar	Sekota	Amde Work	Danigla	Chagni	Kemise	Bati	
P R I C E I N B I R R												
Horse Beans Split(Roasted).....	Kg	-	-	-	3.08	-	-	-	2.71	-	-	2.63
Lentils Split.....	Kg	4.00	3.67	3.68	5.00	5.00	-	4.83	3.58	3.90	3.17	3.95
Vetch Split(Roasted).....	Kg	-	-	-	-	-	-	-	-	-	-	2.05
Chick Peas Split(Roasted).....	Kg	-	-	-	4.00	-	-	-	-	-	-	3.71
Fenugreek Milled.....	Kg	-	7.00	7.33	7.33	7.00	-	7.00	-	5.50	5.83	6.35
OIL SEEDS												
Niger Seed.....	Kg	2.90	3.03	3.61	3.57	3.37	2.08	2.78	2.73	3.71	4.16	3.36
Linseed White.....	Kg	4.00	3.82	-	5.17	-	-	-	-	-	3.51	4.19
Linseed Black.....	Kg	2.63	2.66	2.89	3.90	2.91	4.01	3.73	-	3.30	-	3.32
Sesame Seed.....	Kg	3.64	-	-	-	4.43	-	-	-	3.53	2.96	3.29
Sunflower.....	Kg	2.04	2.64	-	2.15	1.72	1.27	-	3.08	3.20	2.11	2.39
Castor Beans.....	Kg	-	-	.91	1.50	-	-	1.03	1.02	1.81	-	2.11
Rape Seed.....	Kg	1.50	2.15	2.37	2.21	2.03	-	1.68	1.57	2.03	1.83	2.02
Ground Nut Shelled.....	Kg	4.17	4.50	4.00	3.83	4.67	-	3.08	3.40	4.50	4.33	4.27
PREPARED CEREAL PRODUCTS												
Spaghetti (Local) Without Egg....	Kg	7.00	6.93	7.00	7.00	8.00	-	6.67	5.00	6.50	6.50	6.73
Pastini.....	Kg	-	7.83	-	7.67	10.00	-	8.00	8.00	8.50	-	8.16
Macaroni (Local) Without Egg....	Kg	5.00	5.00	5.00	5.50	6.00	6.00	5.50	5.50	4.83	5.00	5.27
'Fafa' Flour.....	kg	-	7.67	-	9.00	-	-	-	-	-	-	7.54
'Dube' Flour.....	kg	-	5.08	-	5.33	5.50	-	-	-	-	-	5.33
BREAD AND OTHER PREPARED FOODS												
'Enjera' ('Teff' Mixed).....	325gm	.59	.47	.44	.46	1.09	1.21	.50	.53	.81	.65	.67
'Dabo' (Traditional Ambasha)..	350gm	.34	.38	.27	.33	1.15	.52	.38	-	.50	.45	.52
'Dabo' (Traditional Sheleto)..	350gm	.53	.37	.32	-	.79	-	.32	-	-	.49	.60

Table 2 Group 3 :-(Cont'd) Average Retail Price of Goods and Services by Region and Selected Market Places

June
Sene 2002
1994

ITEM	UNIT	R E G I O N A N D M A R K E T P L A C E S										AMHARA AVERAGE
		A M H A R A										
		Mota	Debre- markos	Adete	Bahir- Dar	Sekota	Ande Work	Danigla	Chagni	Kemise	Bati	
P R I C E I N B I R R												
Bread Wheat (Bakery).....	350gm	1.00	.82	-	.96	1.08	-	1.09	.38	.88	.88	.95
Biscuits	150gm	2.73	2.00	2.13	2.00	3.41	3.41	2.73	-	2.73	2.32	2.40
MEAT												
Beef	Kg	10.00	10.00	10.00	14.00	12.67	-	10.00	10.00	13.67	14.00	11.66
Camel Meat	Kg	-	-	-	-	-	-	-	-	-	6.87	6.87
FISH AND FISH PRODUCTS												
Fish Fresh.....	Kg	-	-	-	5.00	-	-	-	-	8.08	-	6.54
Sardines (Imported).....	125gm	-	6.00	-	7.00	-	-	-	-	-	-	6.95
DIARY PRODUCTS AND EGG												
Cow Milk (Unpasteurized).....	Lt	2.17	2.52	2.12	1.80	-	-	2.45	-	2.50	2.86	2.18
Cow Milk (pasteurized).....	Lt	-	-	-	-	-	-	-	-	-	-	3.66
Camel Milk.....	Lt	-	-	-	-	-	-	-	-	-	-	-
Goat Milk.....	Lt	-	-	-	-	-	-	-	-	-	-	-
Powdered Milk (Edget).....	450gm	26.00	30.94	27.90	26.67	28.50	-	23.00	-	28.13	-	26.22
Yoghurt (Traditional).....	Lt	-	3.68	-	2.45	-	-	2.58	-	-	5.24	3.59
Cheese Cottage.....	Kg	-	-	-	-	-	-	-	-	-	-	-
Egg (Traditional).....	Dozen	2.69	3.43	3.43	4.00	3.00	2.60	3.00	3.67	3.43	3.81	3.31
OILS AND FATS												
Butter Unrefined.....	Kg	25.00	25.00	21.88	22.17	27.40	27.78	22.00	18.67	17.09	18.91	22.62
Cooking Oil (Imported).....	Lt	11.00	10.00	-	10.67	10.00	12.33	11.00	-	13.00	13.67	11.51
Cooking Oil (Local).....	Lt	10.00	12.00	11.00	10.00	-	10.00	12.67	11.50	8.00	11.00	10.84

Table 2 Group 3 :- (Cont'd) Average Retail Price of Goods and Services by Region and Selected Market Places

June 2002
Sene 1994

ITEM	UNIT	R E G I O N A N D M A R K E T P L A C E S										AMHARA AVERAGE
		A M H A R A										
		Mota	Debre- markos	Adete	Bahir- Dar	Sekota	Amde Work	Danigla	Chagni	Kemise	Bati	
P R I C E I N B I R R												
VEGETABLES AND FRUITS												
VEGETABLES (FRESH)												
Ethiopian Kale.....	Kg	-	.45	.34	1.08	-	-	.41	.22	.94	-	.76
Cabbage.....	Kg	-	.96	1.67	1.50	1.64	.87	1.50	-	.61	.74	.97
Lettuce.....	Kg	-	.60	-	.66	-	-	2.41	-	1.24	2.57	1.56
Spinach.....	Kg	-	.52	-	1.03	-	-	-	-	.98	.66	.74
Carrot.....	Kg	3.13	1.04	1.62	2.00	1.16	2.48	2.44	-	1.09	1.07	1.59
Tomatoes.....	Kg	2.87	1.04	2.94	1.25	3.90	2.45	1.18	1.54	-	-	1.61
Onions.....	Kg	2.00	1.50	1.23	2.08	2.93	3.41	2.33	2.04	1.33	2.06	2.01
Garlics.....	Kg	7.17	4.83	7.24	7.00	6.52	9.28	6.00	6.87	7.72	4.77	6.94
Leaks.....	Kg	-	1.10	1.03	-	2.31	2.54	-	-	-	-	1.86
Pepper Green.....	Kg	1.95	2.33	3.17	4.00	1.59	2.82	1.39	3.20	3.48	6.16	2.72
Pumpkin.....	Kg	-	.31	-	-	-	-	-	-	.26	-	.43
Green Peas.....	Kg	-	-	-	-	-	-	-	-	-	-	-
Beet Root.....	Kg	.97	1.04	1.03	1.50	2.52	-	.90	1.16	1.15	.58	1.13
Cauliflower.....	Kg	-	-	-	-	-	-	-	-	-	-	-
FRUITS FRESH												
Banana.....	Kg	1.58	1.20	2.14	2.17	3.95	1.76	2.05	3.33	1.26	3.00	2.35
Orange.....	Kg	1.45	1.28	1.86	3.33	-	-	2.04	1.26	3.33	3.00	2.54
Lemon.....	Kg	1.06	1.00	1.16	1.40	1.74	1.03	.98	.56	3.33	1.42	2.09
Tangerine.....	Kg	-	-	-	-	-	-	-	-	-	-	3.00
Papaya.....	Kg	-	1.51	-	1.83	1.35	.83	-	.91	.89	1.47	1.75
Grapes.....	Kg	-	-	-	-	-	-	-	-	-	-	2.14
Avocado.....	Kg	-	2.75	-	3.50	-	-	-	-	2.83	-	3.25
Mango.....	Kg	-	3.00	-	3.00	-	-	1.38	3.48	3.50	3.00	3.15
Cactus.....	Kg	-	-	-	-	.66	-	-	-	-	-	.98

Table 2 Group 3 :- (Cont'd) Average Retail Price of Goods and Services by Region and Selected Market Places

June
Sene 2002
1994

ITEM	UNIT	R E G I O N A N D M A R K E T P L A C E S										AMHARA AVERAGE
		A M H A R A										
		Mota	Debre- markos	Adete	Bahir- Dar	Sekota	Amde Work	Danigla	Chagni	Kemise	Bati	
P R I C E I N B I R R												
SPICES												
Pepper Whole.....	Kg	4.33	6.00	5.18	7.00	7.33	9.70	3.36	6.84	9.50	9.50	6.58
Black Pepper(Local).....	Kg	-	-	-	-	-	-	-	-	-	-	18.52
Long Pepper(Local).....	Kg	12.67	11.67	12.67	14.00	-	15.28	-	-	10.00	-	13.34
White Cumin(Bishop's Weed)Local..	Kg	-	-	-	-	5.33	4.91	-	8.49	10.00	4.00	5.44
Black Cumin(Local).....	Kg	3.33	4.67	4.50	4.42	6.67	-	3.77	9.44	10.00	4.50	5.97
Ginger Dry(Local).....	Kg	-	5.00	-	-	3.89	-	-	-	-	-	2.83
Ginger Wet(Local).....	Kg	1.27	1.50	1.67	1.25	2.26	4.40	1.49	1.10	2.50	1.73	1.84
Cloves(Imported).....	Kg	-	110.00	120.00	120.00	-	-	120.00	-	50.00	-	102.83
Cinnamon(Imported).....	Kg	30.00	-	28.00	20.00	40.67	-	30.00	20.83	20.00	27.67	26.91
Cardamon(Local).....	Kg	35.00	29.33	40.00	35.00	35.44	-	66.67	27.78	-	40.00	36.56
Tumeric Flour(Local).....	Kg	5.50	4.67	4.67	3.00	5.55	-	-	-	5.00	2.50	3.59
Chillies Whole.....	Kg	-	7.00	-	-	7.38	-	-	-	6.98	4.73	8.02
Basil Dry.....	Kg	11.67	9.33	8.83	7.50	-	5.14	5.83	7.83	-	-	8.15
POTATOES, OTHER TUBERS AND STEMS												
Potato.....	Kg	.53	.44	.37	1.00	1.00	1.64	.37	.46	1.47	.83	.91
Sweet Potato.....	Kg	-	-	-	1.50	-	-	-	-	.32	.75	.91
'Kocho' (Unprocessed).....	Kg	-	-	-	-	-	-	-	-	-	-	-
'Bula'.....	Kg	-	13.50	-	-	12.00	-	-	-	-	-	11.63
COFFEE, TEA, CHAT AND BUCK-THORN LEAVES												
Tea Leaves(Local).....	100gm	2.00	2.00	2.00	2.00	2.00	2.50	1.93	2.00	2.00	2.00	2.02
Coffee Whole.....	Kg	-	-	-	-	-	-	-	-	2.61	1.72	2.08
Coffee Beans.....	Kg	7.00	9.00	7.17	9.00	6.55	7.33	8.33	8.50	5.90	6.83	7.37
Coffee Leaves.....	Kg	-	-	-	-	-	-	-	-	-	1.44	1.44
Buck Thorn Leaves.....	Kg	1.71	3.70	2.01	3.38	-	5.56	2.02	3.73	3.43	3.34	2.95

Table 2 Group 3 :-(Cont'd) Average Retail Price of Goods and Services by Region and Selected Market Places

June
Sene 2002
1994

ITEM	UNIT	R E G I O N A N D M A R K E T P L A C E S										AMHARA AVERAGE
		A M H A R A										
		Mota	Debre- markos	Adete	Bahir- Dar	Sekota	Amde Work	Danigla	Chagni	Kemise	Bati	
P R I C E I N B I R R												
'Chat'.....	Kg	50.00	13.43	40.00	50.00	19.67	-	40.00	25.74	8.42	8.21	30.51
Malt-Barley.....	Kg	1.19	-	-	2.22	3.28	-	1.53	1.84	3.85	2.73	2.26
Malt-Wheat.....	Kg	-	4.19	-	-	-	-	-	1.79	3.80	-	3.65
OTHER FOOD ITEMS												
Salt.....	Kg	1.40	1.30	1.23	1.50	2.08	2.10	1.43	1.50	1.01	1.14	1.41
Sugar.....	Kg	4.92	4.75	4.80	4.75	5.50	6.00	4.87	5.00	4.70	4.83	4.93
Honey.....	Kg	9.00	8.83	9.00	9.00	11.83	11.67	10.33	9.50	8.86	13.00	11.65
Canned Tomato (Local).....	410gm	6.25	6.83	8.79	6.33	7.00	-	7.81	-	7.81	7.32	7.13
FOOD TAKEN AWAY FROM HOME												
Cup of Tea.....	No	.25	.38	.25	.40	.32	.25	.40	.33	.47	.30	.34
Cup of Coffee.....	No	-	.78	.80	.83	.87	-	.80	.80	.90	.75	.79
Cup of Milk.....	No	.80	.78	.80	.87	1.00	-	.80	-	.83	1.00	.84
'Key Wot Yebere'.....	One Meal	-	-	-	4.00	-	-	3.50	4.00	4.67	4.00	4.25
'Key Wot Yebeg/Yefyel'.....	One Meal	4.00	3.83	3.50	4.83	4.00	3.50	4.00	4.00	4.67	5.00	4.36
COST OF MILLING												
Cereals.....	100Kg	8.00	7.00	7.00	10.00	10.67	15.00	7.00	10.00	8.00	8.00	9.18
Pulses.....	100Kg	12.00	15.00	10.00	10.00	11.33	15.00	10.00	20.00	9.67	15.00	16.10
Pepper Whole.....	100Kg	40.00	61.67	50.00	53.33	133.33	100.00	50.00	50.00	125.00	50.00	59.82
BEVERAGES - NON ALCOHOLIC												
Ambo Mineral Water.....	500cc	2.00	2.00	2.08	2.00	-	-	2.50	-	2.00	2.00	2.07
Bure Mineral Water.....	500cc	-	1.92	2.00	2.00	-	-	2.50	2.00	-	-	2.06
Coca Cola/Fanta.....	300cc	2.00	2.00	-	2.00	2.50	-	2.00	2.00	2.17	2.00	2.05

Table 2 Group 3 :-(Cont'd) Average Retail Price of Goods and Services by Region and Selected Market Places

		R E G I O N A N D M A R K E T P L A C E S										June Sene	2002 1994
ITEM	UNIT	A M H A R A										AMHARA AVERAGE	
		Mota	Debre- markos	Adete	Bahir- Dar	Sekota	Amde Work	Danigla	Chagni	Kemise	Bati		
P R I C E I N B I R R													
Pepsi Cola/Mirinda.....	300cc	2.00	2.00	2.00	2.00	2.50	3.00	2.00	2.00	2.17	2.00	2.10	
BEVERAGES - ALCOHOLIC													
Anaki (Local).....	900cc	26.67	22.33	27.00	17.50	-	-	20.00	28.67	21.24	21.26	22.75	
Cognac (Local).....	900cc	-	-	-	-	-	-	-	-	20.22	-	18.56	
Brandy (Local).....	900cc	-	-	-	-	-	-	-	-	20.22	-	18.56	
Gin (Local).....	900cc	26.67	22.33	27.00	17.50	45.00	36.67	20.00	28.67	21.24	21.26	24.65	
Saris Wine (Normal).....	750cc	7.00	6.50	7.00	10.00	-	-	11.50	6.00	6.00	7.67	7.54	
'Katikalla'.....	Lt	4.06	5.47	4.13	3.36	10.67	-	3.91	4.44	6.00	10.00	6.47	
Beer (Bedele).....	330cc	3.00	3.00	3.33	3.00	-	-	3.00	3.50	3.25	-	3.27	
Beer (Harar).....	330cc	-	-	3.25	3.00	-	-	-	3.50	3.17	3.00	3.12	
Beer (Meta Abo).....	330cc	3.17	3.00	3.50	3.42	3.85	4.00	3.33	3.50	3.17	3.00	3.31	
'Tella'.....	Lt	.59	.61	.61	.50	.64	.56	.40	.52	.63	1.03	.69	
'Tej' (Mead).....	Lt	1.50	4.22	3.23	4.03	2.19	2.63	1.79	3.33	2.03	1.39	2.52	
CIGARETTES AND TOBACCO													
CIGARETTES													
Nyala.....	Packet	4.00	4.33	4.00	3.80	4.00	5.00	4.00	5.00	4.00	4.00	4.17	
Gissila.....	Packet	-	1.00	-	-	-	-	-	-	-	-	1.00	
Rothmans.....	Packet	8.67	9.33	9.33	10.50	12.00	10.00	10.00	10.00	8.00	8.00	9.43	
TOBACCO													
'Gaya'.....	Kg	-	-	-	-	-	-	-	-	-	14.49	11.01	
CLOTHING AND FOOT WEAR													

Table 2 Group 3 :-(Cont'd) Average Retail Price of Goods and Services by Region and Selected Market Places

June
Sene 2002
1994

ITEM	UNIT	R E G I O N A N D M A R K E T P L A C E S										AMHARA AVERAGE
		A M H A R A										
		Mota	Debre- merkos	Adete	Bahir- Dar	Sekota	Amde Work	Danigla	Chagni	Kemise	Bati	
P R I C E I N B I R R												
CLOTHING												
Abujedid(Akaki/Bahir Dar)91cm. Meter	4.00	-	-	3.50	-	5.00	-	-	4.00	4.00	4.21	
Abujedid(Komb./Arba Min.)150cm Meter	5.00	5.00	5.33	5.08	5.00	6.00	5.25	4.88	5.83	5.33	5.41	
Khaki(S-10,000 Twil)110cm..... Meter	-	-	-	-	-	-	-	-	12.50	-	12.00	
Khaki(Akaki)91cm..... Meter	-	-	-	5.67	-	-	-	-	-	-	5.29	
Wool-England 100%..... Meter	-	176.67	-	-	-	-	-	-	-	-	175.83	
Tetron(Arba Minch)..... Meter	-	26.00	-	17.17	12.00	14.00	19.00	-	-	-	20.16	
Poplin(Dire Dawa)105cm..... Meter	-	-	-	7.33	-	-	5.83	-	7.00	6.17	6.37	
Poplin(Komb./Arba Minch)150cm. Meter	9.17	8.50	9.33	10.00	-	9.00	9.67	9.83	10.83	10.33	10.09	
Nylon(Mojo)..... Meter	-	6.83	7.33	9.33	6.00	-	10.00	9.33	8.00	11.67	9.24	
Polyster(Arba Minch/Awasa).... Meter	-	-	12.00	10.00	-	13.00	16.00	-	-	-	12.10	
Jersi..... Meter	-	-	-	11.33	-	-	10.00	10.00	-	-	12.18	
Cotton..... Kg	2.50	5.67	5.00	4.50	-	3.38	4.50	2.55	5.27	5.88	4.41	
HisufiMeter	-	-	-	12.17	-	-	23.67	-	-	-	16.78	
Kefay Meter	15.83	17.00	15.67	24.33	15.67	-	16.67	15.00	-	-	20.46	
COST OF TAILORING												
Woolen Suit (Men)..... No	-	225.00	-	246.67	250.00	-	225.00	255.00	-	-	237.73	
Khaki Suit (Men)..... No	-	22.00	21.00	37.67	28.33	20.67	40.00	-	41.67	34.00	28.38	
Khaki Suit (Boys)..... No	-	13.33	12.33	16.33	20.00	11.67	25.00	-	27.67	21.00	18.34	
Tateron Suit (Men) No	-	26.33	-	47.33	28.33	22.67	50.00	-	45.00	36.67	36.62	
Tateron Suit (Boys) No	-	16.33	-	23.33	20.00	12.00	28.00	-	26.67	21.67	22.90	
READY-MADE / FOR ADULTS												
'Netela'..... No	18.50	24.67	22.00	21.67	17.67	17.00	21.50	25.33	23.33	22.33	21.53	
'Gabi'..... No	40.00	56.33	52.50	42.67	39.33	35.33	43.00	56.33	46.67	40.33	44.81	

Table 2 Group 3 :- (Cont'd) Average Retail Price of Goods and Services by Region and Selected Market Places

June
Sene 2002
1994

ITEM	UNIT	R E G I O N A N D M A R K E T P L A C E S										
		A M H A R A										
		Mota	Debre- markos	Adete	Bahir- Dar	Sekota	Amde Work	Danigla	Chagni	Kemise	Bati	AMHARA AVERAGE
P R I C E I N B I R R												
Shirts Long Sleeved (Local).....	No	-	-	20.00	-	-	-	18.67	25.00	-	-	24.39
Shirts Short Sleeved (Local)....	No	-	-	-	-	-	-	-	45.00	-	-	32.75
Shirts Long Sleeved (Imported)...	No	37.67	41.67	36.67	56.67	40.00	-	38.67	41.67	48.33	20.67	44.57
Shirts Short Sleeved (Imported)..	No	-	50.00	-	58.33	38.33	-	-	46.67	43.33	41.00	44.44
Socks (Cotton) Imported.....	Pair	5.50	6.00	5.50	7.33	6.33	-	6.67	7.00	6.50	6.17	6.54
Sweater (Local) Men.....	No	-	19.00	23.33	-	-	-	-	37.50	-	-	37.90
Sweater (Local) Women.....	No	-	-	-	-	28.33	-	18.00	36.50	-	-	33.17
Shash (Imported).....	No	8.00	8.17	8.67	19.00	8.67	12.67	8.00	10.50	9.33	8.33	10.23
Singlets (Local) White.....	No	-	9.00	10.00	10.33	12.00	-	-	9.00	-	9.67	10.55
Jeans Trouser.....	No	83.33	85.00	73.33	95.00	60.00	-	68.33	68.33	76.67	78.33	77.44
Woolen Suit.....	No	-	-	-	-	-	-	-	-	-	-	-
'Kemisna Netela'.....	No	-	-	-	77.67	83.33	-	70.00	83.33	196.67	146.67	110.56
Sweater-Men (Imported).....	No	100.00	103.33	103.33	123.33	70.00	-	77.50	-	-	-	93.79
Sweater-Women (Imported).....	No	-	61.67	-	66.67	46.67	-	73.33	65.00	40.00	42.33	63.69
Nylon Dress.....	No	-	-	-	-	-	-	45.00	52.50	-	-	41.13
Tetron Trouser.....	No	-	-	-	101.00	-	-	-	-	-	-	60.10
Leather Jacket.....	No	-	-	-	400.00	600.00	-	350.00	-	-	-	374.71
Under Wear China.....	No	11.50	11.33	12.00	16.67	12.33	-	10.67	11.33	13.67	10.33	13.21
Deriya	NO	-	-	10.00	-	15.00	-	-	-	10.56	10.45	18.69
Polyester Suit.....	No	-	-	-	-	-	-	-	-	-	-	52.00
Khaki Short	No	-	8.33	-	7.00	-	-	-	-	10.33	7.33	9.56
T-Shirts	No	22.67	12.00	21.67	45.33	36.67	-	20.00	25.00	31.67	12.33	28.55
Jogging Suit(sport tuta)	No	61.67	73.33	65.00	116.67	88.33	-	66.67	67.50	98.33	67.50	79.64
Khaki Jacket	No	-	-	-	135.00	110.00	-	85.00	92.50	108.33	106.67	105.52
Geldem	No	14.00	13.00	15.00	12.67	13.00	14.33	25.00	-	17.00	30.00	18.68

Table 2 Group 3 :-(Cont'd) Average Retail Price of Goods and Services by Region and Selected Market Places

June
Sene 2002
1994

ITEM	UNIT	R E G I O N A N D M A R K E T P L A C E S										AMHARA AVERAGE
		A M H A R A										
		Mota	Debre- markos	Adete	Bahir- Dar	Sekota	Amde Work	Danigla	Chagni	Kemise	Bati	
P R I C E I N B I R R												
READY-MADE / FOR CHILDREN												
Sweater (Local) for Boys..... No	-	10.00	10.33	8.33	-	-	-	11.00	-	-	13.71	
Socks (Imported) Cotton..... Pair	2.33	2.17	3.17	5.83	3.33	-	4.50	4.00	4.67	3.67	3.68	
Jeans Trouser..... No	-	-	-	-	51.67	-	-	-	65.00	-	65.00	
Shirt Long Sleeved(Imported)Boys. No	-	25.00	-	29.33	20.00	-	-	22.50	26.67	-	23.68	
Sweater (England) for Girls..... No	-	-	-	-	-	-	-	-	-	-	40.33	
Short for Boys..... No	-	5.50	-	4.33	-	8.67	-	-	4.00	4.00	5.57	
Kemise(for children) No	43.33	30.33	-	58.33	30.00	16.00	41.67	33.33	65.00	17.67	47.24	
FOOTWEAR (MEN AND WOMEN)												
Anbessa Leather Shoes Men(Local)Pair	85.00	85.00	-	120.00	-	-	81.67	-	111.67	83.33	94.12	
Leather Shoes Men (Croft)..... Pair	117.50	110.00	111.67	128.33	111.67	-	120.00	115.00	128.33	-	116.14	
Walking Shoes(imp.) Non-Leather Pair	95.00	92.67	-	156.67	95.00	-	170.00	-	115.00	80.00	100.40	
Canvas Shoes (Local) Men..... Pair	26.00	22.00	23.33	26.33	-	-	23.67	-	-	-	23.92	
Canvas Shoes (China) Men..... Pair	23.00	22.00	-	25.33	23.67	-	23.67	-	-	24.33	25.33	
Plastic Shoes (Local) Women.... Pair	8.00	9.83	11.67	7.00	8.00	8.00	7.17	-	8.00	8.67	8.59	
Slippers Sponge Adult (China).. Pair	6.83	7.17	-	6.50	8.00	-	7.83	-	6.67	8.25	7.68	
Boots for Men Plastic (Local).. Pair	38.67	39.00	41.00	39.67	-	-	43.50	-	-	-	41.77	
Sendel Plastic Shoes (Imp.).... Pair	-	10.00	-	-	-	-	-	-	-	11.67	10.28	
Cost of Mending Shoes sole(Men).Pair	-	20.00	-	21.33	-	-	18.00	-	28.00	-	23.59	

Table 2 Group 3 :- (Cont'd) Average Retail Price of Goods and Services by Region and Selected Market Places

June 2002
Sene 1994

ITEM	UNIT	R E G I O N A N D M A R K E T P L A C E S										AMHARA AVERAGE
		A M H A R A										
		Mota	Debre- markos	Adete	Bahir- Dar	Sekota	Ande Work	Danigla	Chagni	Kemise	Bati	
		P R I C E I N B I R R										
CONSTRUCTION MATERIALS, WATER, AND FUEL AND POWER												
CONSTRUCTION MATERIALS												
Cement/Bag/(Local).....	50Kg	41.50	44.00	40.00	38.33	47.50	-	43.17	39.67	34.50	36.33	39.29
Lime.....	Kg	-	-	1.17	1.17	-	-	-	-	-	-	1.11
Nail (7cm - 12cm).....	Kg	-	7.50	-	7.00	9.00	-	7.50	7.50	-	7.67	7.61
Nail With Cape.....	Kg	10.00	10.00	10.00	10.00	10.00	13.00	10.00	10.00	10.00	10.00	10.12
Corrugated Iron Sheet (.2mm).....	No	-	32.50	-	33.00	27.00	30.00	25.00	-	40.00	24.75	27.82
Wood for House Construction('Atana')..	No	-	-	-	-	7.00	6.33	-	-	-	5.00	6.43
Wall Paints-Super (Fluid) Normal.....	4Kg	-	60.00	-	57.67	-	-	56.00	60.00	-	50.25	56.45
Wall Paints-Super (Fluid) Plastic.....	4Kg	-	95.00	-	87.00	-	-	95.00	90.00	-	88.00	89.64
Coarse Aggregate Gravel.....	Meter Cube	-	-	-	82.50	-	-	-	-	65.00	-	80.91
Hollow Concrete Block(20x20x40 cm Cube)No	-	-	4.50	-	2.20	-	-	-	-	2.40	-	2.79
Bricks (25cm x 12cm x 6cm).....	No	-	1.20	-	1.50	-	-	-	-	2.50	-	1.48
Floor Board 4m Length.....	No	-	27.33	-	55.67	70.00	-	-	-	50.00	-	42.93
Iron Pipe 6mt. (1/2 inch Wide) Local..	No	-	80.00	-	45.00	-	-	-	-	70.00	44.00	58.22
Chipwood (125cm x 250cm x 8mm).....	No	-	85.00	-	75.67	-	-	-	-	90.00	-	79.67
Sand.....	Meter Cube	-	133.56	-	92.25	-	-	-	-	50.00	42.86	61.37
Gutter N# 32.....	Meter	-	-	-	27.33	-	-	32.00	-	-	-	23.60
Window Glass (50cm x 50cm x 3mm).....	No	-	16.50	-	-	-	-	-	-	50.00	-	19.71
Water Tanker (1meter cube).....	No	-	1400.00	-	930.00	1233.33	-	-	-	1500.00	950.00	1074.44
Stone for House Construction..	Meter Cube	19.33	15.00	23.33	16.00	27.08	-	-	-	20.00	62.15	29.11
Mega Paints.....	4Kg	-	60.00	-	56.83	60.00	-	55.67	-	-	54.50	60.00
Tseday Paints.....	4Kg	-	-	-	-	-	-	-	-	-	-	-
"Yewellel Nitaf"(Tile).....	No	-	2.20	-	2.50	-	-	-	-	-	-	2.65
WATER												
Water.....	Meter Cube	8.90	4.89	5.33	3.92	2.47	4.11	13.78	7.50	7.50	4.58	5.91

Table 2 Group 3 :-(Cont'd) Average Retail Price of Goods and Services by Region and Selected Market Places

		R E G I O N A N D M A R K E T P L A C E S										June Sene	2002 1994
ITEM	UNIT	A M H A R a										AMHARA AVERAGE	
		Mota	Debre- markos	Adete	Bahir- Dar	Sekota	Amde Work	Danigla	Chagni	Kemise	Bati		
P R I C E I N B I R R													
FUEL AND POWER													
Fire Wood.....	Meter Cube	-	48.40	36.06	15.02	173.62	23.74	-	59.11	96.61	31.08	57.82	
Charcoal.....	Kg	.85	.76	.76	.73	.68	.38	1.01	1.02	1.02	.86	.93	
Dung Cake.....	Kg	.23	.12	-	-	.17	-	-	-	-	-	.26	
Kerosine.....	Lt	2.15	2.12	2.15	2.10	2.50	3.50	2.12	2.16	2.25	1.84	2.18	
Diesel.....	Lt	2.77	2.74	2.76	2.70	3.00	4.00	2.80	2.78	2.78	2.46	2.76	
Electric.....	K.Watt	-	.27	.29	.27	.27	-	.27	-	.30	.28	.28	
Matches.....	Box	.25	.20	.20	.20	.25	-	.20	.25	.20	.23	.22	
Candles.....	No	.93	.90	.90	.80	1.00	1.00	.83	1.00	1.00	1.00	.93	
Buthane Gas (Shell).....	12.5 Kg	-	-	-	-	-	-	-	-	-	-	-	
Eveready Drycell.....	No	1.79	1.75	1.83	1.75	2.00	2.00	1.75	1.88	1.50	1.75	2.04	
FURNITURE, FURNISHING, HOUSEHOLD EQUIPMENT AND OPERATION													
CHAIRS, TABLES, ETC.													
Table Wanza (Machine made) Varnished..	No	-	196.67	120.00	275.00	200.00	-	220.00	-	-	183.33	206.94	
Table Wanza (Hand made) Not Varnished..	No	-	-	-	-	-	-	-	-	-	-	178.33	
Chairs Wanza (Machine Made) Varnished..	No	-	-	-	-	-	-	86.67	87.50	-	-	94.12	
Chairs Wanza (Hand Made) Varnished....	No	-	-	-	-	-	-	-	-	-	-	-	
Cupboard Wanza (2 doors) Varnished....	No	1250.00	816.67	966.67	825.00	1233.33	-	1200.00	1225.00	933.33	833.33	982.00	
Double Bed Wanza (120cm) Varnished....	No	516.67	533.33	450.00	435.00	-	-	460.00	443.33	-	-	510.29	
Sofas (Complete).....	No	-	3000.00	-	2900.00	2566.67	-	3000.00	2750.00	2500.00	1700.00	2557.89	
Book Shelves Wanza (3 Shelves) no Door	No	300.00	286.67	210.00	260.00	-	-	310.00	265.00	363.33	350.00	290.51	
Chest of Drawer	No	-	725.00	-	480.00	783.33	-	-	475.00	600.00	-	592.38	
FURNISHINGS & REPAIRS													
Bed Sheet (Non-Patterned Bahir Dar)													
1.90m x 2.50m.....	Pair	-	47.33	-	44.67	-	-	47.00	48.00	72.50	-	48.29	

Table 2 Group 3 :- (Cont'd) Average Retail Price of Goods and Services by Region and Selected Market Places

June
Sene 2002
1994

ITEM	UNIT	R E G I O N A N D M A R K E T P L A C E S										AMHARA AVERAGE
		A M H A R A										
		Mota	Debre- markos	Adete	Bahir- Dar	Sekota	Amde Work	Danigla	Chagni	Kemise	Bati	
P R I C E I N B I R R												
Bed Sheet(Patterned Kombolcha) 1.90m x 2.50m..... Pair	-	83.33	-	86.00	-	-	-	60.00	85.00	80.00	76.78	
Bed Cover(Patterned Kombolcha)..... No	-	-	-	-	-	-	-	80.00	-	-	61.44	
Blanket Woolen(Debre B.)160cm x 220cm. No	75.71	80.00	92.50	81.67	83.67	-	80.00	77.33	80.00	85.00	81.59	
Mattress-Sponge (A.A Foam) 120cm..... No	315.95	332.50	-	311.67	340.00	-	-	325.00	305.00	306.67	325.00	
Towel-Local (Kombolcha)..... No	-	-	-	10.00	-	-	-	-	-	9.67	11.71	
EARTHEN WARE												
Water Pot..... No	3.50	5.08	4.17	6.67	5.17	5.00	3.13	5.17	4.17	5.50	5.62	
'Jebena' Medium Size..... No	-	1.92	1.83	2.67	3.00	2.00	.97	3.17	3.00	2.75	2.32	
'Mitad' (Griddle of Clay)..... No	3.83	10.00	4.17	7.83	5.17	5.00	5.83	5.17	7.67	7.00	8.18	
Local Stove '(Lakech)'...... No	7.33	5.67	6.00	5.67	7.83	-	6.83	7.00	7.33	11.67	8.09	
Cup for Coffee (China)..... No	.82	1.20	1.27	1.50	1.33	1.25	1.08	1.00	1.00	1.27	1.12	
Plate Clay (imported)..... No	4.33	3.33	4.00	3.58	5.00	-	3.42	4.00	4.00	4.00	4.03	
STRAW, BAMBOO AND OTHERS												
'Sefed'..... No	-	4.83	2.83	4.50	7.50	6.00	4.03	4.07	4.17	3.83	4.78	
Sack 100Kg Capacity..... No	-	-	-	5.33	3.00	3.00	-	-	3.50	-	3.83	
METAL WARE												
Cooking Pan Medium (Local)..... No	26.17	36.33	23.67	24.33	17.67	20.33	32.33	15.00	23.00	21.00	22.70	
Tray (Nickel) Medium N ^o . 45 Local..... No	-	-	-	-	-	-	-	-	29.33	10.50	21.80	
Electric 'Mitad' Aluminium..... No	-	-	-	373.33	-	-	-	-	-	-	402.22	
Gas Stove (Kerosine) China..... No	44.33	37.33	42.00	39.00	40.00	-	39.67	37.67	41.00	41.00	40.43	
Refregrator..... No	-	-	-	3691.67	-	-	-	-	-	-	3522.22	

Table 2 Group 3 :-(Cont'd) Average Retail Price of Goods and Services by Region and Selected Market Places

June
Sene 2002
1994

ITEM	UNIT	R E G I O N A N D M A R K E T P L A C E S										AMHARA AVERAGE
		A M H A R a										
		Mota	Debre- markos	Adete	Bahir- Dar	Sekota	Amde Work	Danigla	Chagni	Kemise	Bati	
		P R I C E I N B I R R										
PLASTIC WARE (LOCAL MADE)												
Jerrycan (20 Litres).....	No	32.00	23.00	-	22.83	-	-	25.67	24.67	28.00	-	22.90
Bucket (20 Litres).....	No	16.00	14.67	16.50	14.67	17.00	19.00	14.67	16.00	16.33	16.00	15.84
GLASS WARE												
Glass for Tea (Duralax).....	No	-	3.00	-	3.00	3.00	3.17	3.08	-	3.00	3.08	2.98
OTHER HOUSEHOLD EQUIPMENT												
Kerosine Lamp.....	No	22.33	21.00	23.50	25.33	24.33	29.67	13.67	20.00	24.33	23.67	21.41
'Kuraz' Small Local Kerosine Lamp.....	No	-	-	1.00	.63	.50	2.00	1.00	2.75	1.00	1.00	1.19
Flash Light.....	No	6.17	6.00	6.33	6.50	6.33	7.00	6.00	6.00	6.67	6.33	6.32
Electric Bulb Philips(40/60 Watt).....	No	3.00	-	-	-	-	-	-	-	-	-	2.15
HOUSEHOLD OPERATION												
Hard Soap (Local).....	200gm	1.38	1.67	1.43	1.82	-	2.00	1.43	2.00	-	-	1.71
Hard Soap (Imported).....	200gm	2.00	2.40	2.00	1.90	2.20	2.00	2.00	2.00	2.75	2.08	2.12
Detergent (Omo).....	50gm	1.00	.96	1.61	1.25	.63	.75	-	.65	-	.63	.94
Incense.....	Kg	6.00	10.00	6.00	6.00	9.17	-	5.33	1.34	20.00	20.00	12.19
Sandal Wood.....	No	.25	.22	.20	.22	.25	.25	.25	.20	.28	.25	.25
Toilet Paper (Mamko).....	Roll	3.25	3.00	3.25	3.00	3.00	3.50	3.00	3.00	3.00	3.00	3.05
DRY CLEANING												
Dry Cleaning (Suit Men).....	No	-	14.00	-	14.33	-	-	-	-	-	-	14.33

Table 2 Group 3 :- (Cont'd) Average Retail Price of Goods and Services by Region and Selected Market Places

June
Sene 2002
1994

ITEM	UNIT	R E G I O N A N D M A R K E T P L A C E S										AMHARA AVERAGE
		A M H A R A										
		Mota	Debre- markos	Adete	Bahir- Dar	Sekota	Amde Work	Danigla	Chagnf	Kemise	Bati	
		P R I C E I N B I R R										
DOMESTIC SERVICE												
Maid Servant.....	Month	12.33	23.33	18.33	25.00	15.00	16.67	18.33	15.00	38.33	26.67	21.15
Unskilled Service (Daily Laborer)....	Day	4.17	7.33	7.33	3.00	5.00	5.00	5.33	6.00	6.33	5.33	5.88
Salary for Guard	Month	-	50.00	-	50.00	-	-	70.00	18.33	60.00	-	45.15
MEDICAL CARE												
Ampicillin(250 mg) Local.....	56 Caps	-	19.60	17.93	-	-	16.80	19.60	16.60	15.50	15.40	17.69
Dichlorophine(500 mg) Local.....	6 Pills	-	2.00	-	-	-	-	.90	-	-	-	1.66
Tetracycline(250mg) Local.....	56 Caps	9.52	11.20	9.43	7.00	8.40	-	8.40	11.00	9.70	8.96	9.13
Penicillin Injection(4 Mu. Local). Bottle		4.50	4.50	4.50	3.65	3.20	-	3.83	4.00	4.00	3.75	4.02
Chloramphenicol(250mg) Local.....	56 Caps	-	18.20	-	12.32	-	-	14.00	16.00	13.67	-	14.44
Dipron(500mg) Local.....	20 Pills	-	-	2.00	-	-	-	-	-	4.00	2.00	-
Cough Syrup (Berantine) Local.....	125cc	-	-	9.00	7.50	8.00	-	-	-	7.83	-	8.22
Bactrim(480mg) Local.....	30 Pills	7.50	-	-	-	-	-	-	7.25	5.75	-	6.54
Vermox(100mg) Local.....	12 Pills	3.00	-	3.00	1.30	-	-	2.70	3.67	-	3.00	2.40
Mezel(250mg) Local.....	30 Caps	5.10	4.50	5.00	3.30	2.70	-	4.50	6.00	5.17	4.20	4.69
Asprin (300 mg) Local.....	20 Pills	1.00	2.00	1.38	1.50	1.20	-	1.33	2.00	2.00	1.00	1.81
OTHER MEDICAL EXPENSES												
Doctor's Fee (Government).....	per visit	1.50	1.50	1.00	2.00	2.00	1.00	1.00	1.00	1.00	1.00	1.50
Doctor's Fee (Private).....	per visit	-	10.00	-	15.00	-	-	10.00	7.50	7.50	5.00	11.07
Injection (Service Charge).....	Once	1.00	1.00	-	.67	1.00	-	1.00	1.00	.67	.50	1.03
Laboratory Test Fee (Private).....	Once	-	5.33	-	4.33	-	-	10.00	5.00	4.00	-	5.87
Bed Charge (gov.).....	per day	3.00	2.00	2.00	3.00	3.00	-	2.00	2.00	-	-	2.94

Table 2 Group 3 :- (Cont'd) Average Retail Price of Goods and Services by Region and Selected Market Places

June
Sene 2002
1994

ITEM	UNIT	R E G I O N A N D M A R K E T P L A C E S										AMHARA AVERAGE
		A M H A R a										
		Mota	Debre- markos	Adete	Bahir- Dar	Sekota	Amde Work	Danigla	Chagni	Kemise	Bati	
P R I C E I N B I R R												
TRANSPORT AND COMMUNICATION												
TRANSPORT												
Benzene.....	Lt	-	4.42	-	4.38	6.00	-	-	-	4.88	4.14	4.49
Motor Oil (Mobil).....	Lt	19.75	19.00	18.75	19.88	20.00	-	18.85	19.00	19.00	19.75	19.38
Car Washing and Greasing.....	No	-	35.00	-	28.33	-	-	-	-	40.00	-	28.65
Bus Fare (per km).....	Tarif	.12	.10	.12	.12	-	-	.12	-	.12	.11	.11
Bus Fare (within Town).....	Trip	-	-	-	.50	-	-	-	-	-	-	.50
Taxi Fare.....	Trip	-	-	-	.75	-	-	-	-	-	-	.70
Air Plane (To Addis Ababa).....	Trip	-	169.00	-	275.40	-	-	-	-	-	-	217.75
Animal Transport fare.....	Trip	-	-	-	-	-	46.67	19.33	-	-	-	23.20
Cart Fare.....	Trip	-	.50	-	-	-	-	.60	-	.50	.50	.54
Train Fare.....	Trip	-	-	-	-	-	-	-	-	-	-	-
Service Charge (Motor oil change)...	Once	-	-	-	19.50	-	-	-	-	-	-	18.08
COMMUNICATION												
Telephone Charge (with town).....	Period	-	.20	-	.20	-	-	-	-	-	-	.25
Telephone Charge to Addis Ababa....	Period	-	2.30	-	3.25	3.75	-	2.75	-	-	-	2.94
Telephone Line Installation Charge..	Once	355.75	355.75	355.75	355.75	355.75	-	355.75	355.75	355.75	-	355.76
ENTERTAINMENT AND EDUCATION												
EQUIPMENT AND ACCESSORIES												
T.V. Set Philips 21 inch(Colored).....	No	-	-	-	3499.67	-	-	-	-	-	-	3454.08
Cassette Recorded Original(Local Music)No	12.33	13.00	13.00	13.00	13.00	13.00	-	12.33	12.00	12.00	-	12.65
Radio Set Philips 3 Band.....	No	155.00	152.50	80.00	110.00	165.00	-	80.00	155.00	171.67	140.00	131.67
Tape Recorder National (2 Speaker)....	No	-	-	-	493.33	280.00	-	-	-	-	-	366.25
Expense for Photograph(Passport size)4Pho	4.00	3.00	4.00	3.00	4.00	4.00	-	4.00	-	-	-	3.67

Table 2 Group 3 :- (Cont'd) Average Retail Price of Goods and Services by Region and Selected Market Places

June
Sene 2002
1994

ITEM	UNIT	R E G I O N A N D M A R K E T P L A C E S										AMHARA AVERAGE
		A M H A R a										
		Mota	Debre- markos	Adete	Bahir- Dar	Sekota	Amde Work	Danigla	Chagni	Kemise	Bati	
P R I C E I N B I R R												
Newspaper (Addis Zemen).....	No	-	.50	-	.50	-	-	.50	-	.50	-	.50
Theater Entrance Fee	Once	-	-	-	-	-	-	-	-	-	-	10.00
EDUCATION												
Exercise Book (50 Leaves) Local.....	No	2.00	1.78	1.77	1.75	1.83	-	1.78	1.97	1.93	1.93	1.84
Pencil (China).....	No	.25	.22	.25	.25	.25	.30	.22	.25	.25	.23	.25
Ball Point-Bic England.....	No	1.00	1.00	1.00	1.00	1.03	.30	1.00	1.00	1.03	1.00	.97
Day School Fee-Public(Grade 7 & 8)..Month	-	-	-	-	-	-	-	-	-	-	-	-
Day School Fee-Private(Grade 9-12)..Month	-	-	-	-	-	-	-	-	-	-	-	-
Night School Fee-Government(Gr.9-12)Month	-	13.50	17.50	16.75	14.50	-	15.75	-	24.00	23.50	17.13	
School Uniform Fee	No	-	-	-	-	42.00	-	-	-	40.00	43.33	51.31
Night School Fee-Private(Grade9-12)..Month	-	-	-	-	-	-	-	-	-	-	-	-
PERSONAL CARE AND EFFECTS												
PERSONAL CARE												
Lux Toilet Soap.....	90gm	2.25	2.16	2.25	1.97	2.25	2.25	2.25	2.25	2.25	2.16	2.24
Blade-TOPAZ.....	No	.25	.22	.23	.20	.25	.30	.22	.25	.40	.27	.25
Hair Dressing (Traditional).....	No	-	1.00	-	1.33	3.00	2.67	.83	1.17	-	1.83	1.66
Hair Dressing (Modern).....	No	-	5.00	6.00	8.00	-	-	6.33	5.33	8.00	7.00	6.59
Barbery (Mens Hair Cut).....	No	1.50	2.33	2.00	2.33	3.00	-	3.00	2.33	3.00	2.67	2.73
Paraffin Hair Oil.....	330cc	8.00	7.50	7.83	8.25	8.80	9.67	8.80	8.17	7.50	7.50	7.96
Zenith Hair Oil.....	330cc	7.50	7.50	7.83	-	8.80	10.00	-	9.33	7.00	7.22	8.34
Shaving Machine (medium)	No	-	-	-	68.33	-	-	-	-	-	-	50.83
Perfume	CC	20.00	23.33	-	22.67	-	12.89	25.33	-	-	-	22.56
PERSONAL EFFECTS												
Umbrella-Men Medium (Local).....	No	18.00	17.33	-	28.33	-	20.00	18.67	25.33	24.33	19.00	20.97

Table 2 Group 3 :-(Cont'd) Average Retail Price of Goods and Services by Region and Selected Market Places

		R E G I O N A N D M A R K E T P L A C E S										June Sene	2002 1994
ITEM	UNIT	A M H A R a										AMHARA AVERAGE	
		Mota	Debre- markos	Adete	Bahir- Dar	Sekota	Amde Work	Danigla	Chagni	Kemise	Bati		
		P R I C E I N B I R R											
Umbrella-Women Medium (Imported).....	No	17.67	17.67	17.33	24.00	20.00	-	18.67	17.00	23.33	19.33	20.15	
Hand Bag (Imported Synthetic).....	No	-	-	-	113.33	-	-	-	-	-	-	104.00	
Belt (Local) Machine Made.....	No	-	-	6.33	5.83	-	4.00	6.67	13.67	10.00	7.33	9.99	
Belt (Local) Hand Made.....	No	-	-	5.00	-	-	3.33	-	4.25	-	-	3.36	
JEWELLERY													
Seiko-21 Jewels Automatic (Men).....	No	-	-	-	226.67	-	-	-	-	250.00	-	280.00	
Seiko-21 Jewels Automatic (Women).....	No	-	-	-	223.33	-	-	-	-	-	-	277.00	
Earrings (4gm 18 carat Local).....	Pair	-	340.00	-	320.00	-	-	-	320.00	240.00	300.00	307.50	
Neck Laces (6gm 21 carat Imported)....	No	-	570.00	-	570.00	-	-	-	600.00	570.00	495.00	547.14	
Rings (4gm 18 carat Local).....	No	-	340.00	-	320.00	-	-	-	320.00	-	306.67	315.60	
Bracelet 20gm (18 carat Local).....	No	-	1700.00	-	1600.00	-	-	-	-	1500.00	1533.33	1542.11	
LIVESTOCK AND DRAUGHT ANIMALS													
LIVESTOCK													
Sheep (10-15Kg).....	No	106.67	126.67	72.67	85.00	94.67	100.00	143.33	102.67	55.00	47.67	95.63	
Goat (10-15Kg).....	No	62.67	60.00	39.67	61.00	83.33	97.00	133.33	76.00	50.00	46.67	77.73	
Heifer (2-4 Years).....	No	440.00	406.67	316.67	340.00	376.67	546.67	273.33	293.33	366.67	356.67	398.40	
Cow (4 Years and Above).....	No	443.33	620.00	493.33	543.33	470.00	656.67	583.33	476.67	640.00	510.00	593.88	
Bull (2-4 Years).....	No	510.00	423.33	363.33	492.50	420.00	526.67	330.00	483.33	470.00	400.00	456.79	
Ox (4 Years and Above).....	No	833.33	750.00	490.00	873.33	700.00	830.00	716.67	743.33	866.67	900.00	836.78	
Hen (Indigenous).....	No	7.33	5.83	5.50	8.00	4.50	2.33	6.67	5.00	5.50	7.00	6.31	
Cock (Indigenous).....	No	10.17	7.83	6.17	10.50	4.83	2.83	8.33	6.50	8.00	10.00	8.26	
DRAUGHT ANIMALS													
Donkey.....	No	153.33	211.67	155.00	306.67	173.33	256.67	150.00	196.67	293.33	203.33	215.75	
Horse.....	No	-	623.33	-	-	-	-	-	-	-	-	601.43	

Table 2 Group 3 :-(Cont'd) Average Retail Price of Goods and Services by Region and Selected Market Places

June 2002
Sene 1994

ITEM	UNIT	R E G I O N A N D M A R K E T P L A C E S										AMHARA AVERAGE
		A M H A R a										
		Mota	Debre- markos	Adete	Bahir- Dar	Sekota	Amde Work	Daniglia	Chagni	Kemise	Bati	
Mule.....	No	-	-	-	775.00	1023.33	1050.00	750.00	-	-	-	926.75
FARM EQUIPMENT (INDUSTRIAL PRODUCT)												
Sickel.....	No	-	15.50	16.00	16.33	-	-	10.00	16.33	-	-	15.31
Pick Axe ('Doma').....	No	20.00	19.00	-	19.33	-	-	19.00	-	25.00	20.00	19.02
'Gejera'.....	No	-	24.33	-	15.83	-	-	15.00	-	-	-	19.41
FARM EQUIPMENT (HAND MADE)												
'Mofer'.....	No	-	-	-	-	17.33	12.00	-	-	2.83	-	12.41
'Kember'.....	No	12.33	-	10.00	-	8.50	-	4.83	-	2.33	-	6.73
'Digr'.....	No	3.50	-	1.50	-	1.17	1.25	2.83	-	-	-	1.97
Plough.....	No	19.67	26.33	20.00	17.67	22.67	19.67	15.33	14.67	1.00	1.88	20.93
Sickel.....	No	-	2.00	1.50	3.00	5.00	2.00	1.83	-	2.67	4.50	2.71
'Wegel'.....	No	3.67	3.00	2.50	3.00	5.00	2.50	2.83	2.00	3.83	4.50	3.44
'Erfe'.....	No	-	-	-	-	1.33	-	1.00	-	.50	1.00	1.50
MISCELLANEOUS GOODS AND SERVICES												
Coffin (Medium Quality).....	No	-	103.33	170.00	168.33	400.00	-	-	135.00	-	300.00	253.71
Charge for Money order	Once	2.65	2.65	-	2.65	-	-	-	-	-	-	-
Charge for Visa (for person).....	No	-	-	-	-	-	-	2.65	2.65	-	-	5.18

Group 4

Market Places

**(Ghimbi, Dembi Dolo, Shambu, Nekemte, Bedele, Metu, Jima, Agaro,
Ambo, Weliso, Ejere and Fiche.)**

Table 1 Group 4 :- Average Retail Price of Goods and Services by Region and Selected Market Places

May 2002
Ginbot 1994

ITEM	UNIT	R E G I O N A N D M A R K E T P L A C E S											
		O R O M I Y A											
		Ghimbi	Demi-dolo	Shambu	Nekemt	Bedele	Metu	Jimma	Agaro	Ambo	Weliso	Ejere	Fiche
P R I C E I N B I R R													
CEREALS UNMILLED													
'Teff' White	Kg	1.51	1.40	.99	1.12	1.37	1.62	1.77	1.70	1.47	1.60	1.68	1.70
'Teff' Mixed.....	Kg	1.49	1.32	.79	.95	1.03	1.32	1.57	1.40	1.18	1.20	1.59	1.40
'Teff' Black (Red).....	Kg	1.32	1.24	.65	.83	.85	1.10	1.30	1.13	1.00	.99	1.42	1.14
Wheat White.....	Kg	1.24	.81	.64	-	1.18	1.30	1.17	1.15	.82	.99	1.14	1.27
Wheat Mixed.....	Kg	-	.77	.58	1.00	-	1.25	1.05	1.05	.80	.85	1.08	1.21
Wheat Black.....	Kg	-	.79	.51	-	.88	1.10	1.05	-	1.11	.85	1.48	1.24
Barley White.....	Kg	-	1.15	.52	-	-	1.47	1.05	1.05	.85	.99	.74	1.19
Barley Mixed.....	Kg	1.54	1.08	.41	.85	.80	1.10	.98	.90	.81	.90	.67	.82
Barley Black.....	Kg	-	-	.41	-	.80	1.10	.98	1.00	.87	1.92	-	.99
Barley for Beer.....	Kg	-	-	-	-	-	-	-	-	-	-	-	-
Maize.....	Kg	.59	.62	.28	.43	.49	.53	.50	.50	.50	.60	.86	.67
Durrah.....	Kg	.63	-	-	-	-	.37	.70	-	-	-	-	.88
Sorghum Yellow.....	Kg	-	-	-	-	-	-	.77	.80	-	-	.78	.95
Sorghum White.....	Kg	.64	.61	-	.42	.41	.80	-	.50	.55	.60	.72	.76
Sorghum Red.....	Kg	.61	.64	.43	.52	.35	.49	.70	.50	.56	.60	.79	.96
African Millet.....	Kg	1.34	.74	-	.57	.58	.80	.93	.80	.70	-	-	-
Rice.....	Kg	4.93	4.83	5.00	5.00	5.00	5.00	4.50	5.00	5.00	4.92	-	4.67
Oats.....	Kg	-	-	-	-	3.08	2.50	-	-	-	-	-	1.11
Hulled Barley.....	Kg	-	-	-	-	-	-	3.08	-	-	-	-	1.12
CEREALS MILLED													
'Teff' White.....	Kg	-	-	-	-	-	-	-	-	-	-	-	2.03
'Teff' Mixed.....	Kg	-	-	-	-	-	-	-	-	-	-	-	-
'Teff' Black (Red).....	Kg	-	-	-	-	-	-	-	-	-	-	-	1.52
Wheat White.....	Kg	-	-	-	-	-	-	-	-	-	-	-	1.59
Wheat Mixed.....	Kg	-	-	-	-	-	-	-	-	-	-	-	-
Barley White.....	Kg	-	-	-	-	-	-	-	-	-	-	-	-

Table 1 Group 4 :-(Cont'd) Average Retail Price of Goods and Services by Region and Selected Market Places

May
Ginbot 2002
1994

ITEM	UNIT	R E G I O N A N D M A R K E T P L A C E S											
		O R O M I Y A											
		Ghimbi	Dembi-dolo	Shambu	Nekemt	Bedele	Metu	Jimma	Agaro	Ambo	Weliso	Ejere	fiche
P R I C E I N B I R R													
Barley Mixed.....	Kg	-	-	-	3.83	-	-	-	-	-	-	-	
Maize.....	Kg	1.74	-	-	.81	.85	.83	.78	.68	-	-	-	
Oats.....	Kg	-	-	-	4.00	5.00	5.00	-	-	-	5.00	1.00	
Sorghum.....	Kg	-	-	-	-	-	-	-	-	-	-	3.83	
Durrah.....	Kg	-	-	-	-	-	-	-	-	-	-	1.00	
'Furno Duket' Locally Processed..	Kg	2.60	2.50	3.17	3.17	3.00	3.00	2.50	2.50	3.50	3.25	3.00	.86
													2.67
PULSES UNMILLED													
Horse Beans.....	Kg	2.53	1.51	1.08	1.26	.97	1.40	1.07	1.05	.78	.99	1.02	.85
Peas White.....	Kg	-	-	-	-	-	-	1.30	-	-	-	-	-
Peas Black.....	Kg	-	-	-	-	-	-	-	-	-	-	-	-
Peas Mixed.....	Kg	3.31	1.75	1.15	1.46	1.10	1.40	1.27	1.05	1.13	1.40	1.10	1.34
Soya Beans.....	Kg	-	-	-	-	-	-	-	-	-	-	-	-
Chick Peas.....	Kg	1.80	1.19	2.50	1.65	1.60	2.00	2.00	1.92	1.21	1.35	1.46	1.60
Lentils.....	Kg	2.10	2.75	-	3.08	3.50	3.00	2.50	2.50	3.10	1.78	-	1.95
Haricot Beans.....	Kg	-	1.66	-	-	1.05	.89	1.50	-	-	.89	-	-
Lima Beans.....	Kg	3.71	-	-	-	-	1.85	-	2.00	-	-	-	-
Vetch.....	Kg	1.51	-	-	.81	.87	1.10	.78	.80	.50	.80	.67	.55
Fenugreek.....	Kg	4.00	4.83	4.50	3.75	3.83	4.00	4.00	3.67	2.97	5.27	4.45	3.85
PULSES MILLED OR SPLIT													
Horse Beans Milled.....	Kg	-	-	2.78	-	-	-	3.00	1.97	-	-	-	2.33
Peas Milled.....	Kg	3.00	-	-	5.33	-	3.67	-	3.00	-	6.84	-	-
Chick Peas Milled.....	Kg	-	-	-	-	-	-	-	-	-	-	-	-
Mixed Pulses Milled.....	Kg	6.35	5.19	-	-	2.50	2.00	-	1.47	-	-	-	-
Vetch Milled.....	Kg	-	-	-	2.14	2.50	2.00	2.00	-	2.09	2.50	2.23	3.25
Peas Split.....	Kg	3.17	3.33	4.00	3.83	3.50	3.00	2.92	2.83	3.17	3.67	-	1.22
Peas Split(Roasted).....	Kg	-	-	-	-	-	-	-	-	3.33	-	-	3.00

Table 1 Group 4 :-(Cont'd) Average Retail Price of Goods and Services by Region and Selected Market Places

May
Ginbot 2002
1994

ITEM	UNIT	R E G I O N - A N D M A R K E T P L A C E S											
		O R O M I Y A											
		Ghimbi	Dembi- dolo	Shambu	Nekemt	Bedele	Metu	Jimma	Agaro	Ambo	Weliso	Ejere	Fiche
P R I C E I N B I R R													
Horse Beans Split(Roasted).....	Kg	-	-	-	-	-	-	-	-	2.50	2.50	-	-
Lentils Split.....	Kg	3.00	3.75	3.67	4.00	3.50	3.50	3.25	3.08	3.50	3.00	5.00	3.50
Vetch Split(Roasted).....	Kg	-	-	-	-	-	-	2.00	-	-	-	-	-
Chick Peas Split(Roasted).....	Kg	-	-	-	-	-	-	-	-	-	-	-	-
Fenugreek Milled.....	Kg	8.00	9.00	11.33	10.00	-	8.00	7.67	6.67	-	8.33	-	8.67
OIL SEEDS													
Niger Seed.....	Kg	1.64	1.97	1.70	-	1.92	2.50	2.50	2.17	-	1.87	-	2.69
Linseed White.....	Kg	-	-	-	-	-	4.00	-	-	-	-	-	-
Linseed Black.....	Kg	3.41	1.59	2.19	-	2.17	3.00	2.50	2.00	-	1.78	-	3.01
Sesame Seed.....	Kg	-	2.09	-	-	2.67	3.00	3.00	2.92	-	-	-	3.11
Sunflower.....	Kg	-	-	-	-	3.50	3.50	2.50	3.00	-	3.00	-	2.31
Castor Beans.....	Kg	-	-	-	-	-	-	-	-	-	-	-	-
Rape Seed.....	Kg	3.16	-	2.27	1.44	1.25	2.00	2.00	1.83	2.05	1.37	-	3.42
Ground Nut Shelled.....	Kg	5.00	5.00	-	5.00	4.00	3.50	-	3.83	5.00	4.50	-	-
PREPARED CEREAL PRODUCTS													
Spaghetti (Local) Without Egg....	Kg	7.00	7.00	6.30	4.75	7.50	5.00	7.00	6.00	6.67	6.17	6.00	6.50
Pastini.....	Kg	10.00	-	4.75	8.00	9.33	7.00	8.00	-	9.67	6.00	-	8.00
Macaroni (Local) Without Egg....	Kg	5.00	5.00	5.00	5.00	5.00	5.00	5.50	5.00	5.17	4.83	5.00	5.00
'Fafa' Flour.....	kg	-	8.00	9.50	8.00	-	10.00	7.00	-	7.67	-	-	7.50
'Dube' Flour.....	kg	-	-	6.00	5.00	-	5.50	4.92	-	5.08	3.50	-	-
BREAD AND OTHER PREPARED FOODS													
'Enjera' ('Teff' Mixed).....	325gm	.58	.46	.31	.43	.28	.41	.46	.46	.30	.46	1.18	.44
'Dabo' (Traditional Ambasha)..	350gm	-	-	.32	-	-	-	-	.34	.30	.28	.62	-
'Dabo' (Traditional Sheleto)..	350gm	-	-	-	-	-	-	-	-	.28	.27	-	.36

Table 1 Group 4 :- (Cont'd) Average Retail Price of Goods and Services by Region and Selected Market Places

May
Ginbot 2002
1994

ITEM	UNIT	R E G I O N A N D M A R K E T P L A C E S											
		O R O M I Y A											
		Ghimbi	Dembi- dolo	Shambu	Nekemt	Bedele	Metu	Jimma	Agaro	Ambo	Weliso	Ejere	Fiche
P R I C E I N B I R R													
Bread Wheat (Bakery).....	350gm	.90	.51	.99	1.08	1.56	1.06	.91	1.09	.85	.94	1.17	.87
Biscuits	150gm	3.41	2.73	2.73	2.84	1.50	2.73	3.00	1.80	-	-	-	2.73
MEAT													
Beef	Kg	13.10	7.98	12.00	12.00	10.00	11.00	10.00	10.00	13.00	12.00	12.00	14.00
Camel Meat	Kg	-	-	-	-	-	-	-	-	-	-	-	-
FISH AND FISH PRODUCTS													
Fish Fresh.....	Kg	-	-	-	-	-	-	-	-	-	-	-	-
Sardines (Imported).....	125gm	-	-	-	5.00	-	6.50	6.25	-	-	-	-	-
DIARY PRODUCTS AND EGG													
Cow Milk (Unpasteurized).....	Lt	3.03	2.42	3.03	2.52	3.33	3.03	2.27	2.50	1.75	2.78	3.61	1.50
Cow Milk (pasteurized).....	Lt	-	-	-	-	-	-	-	-	-	-	-	-
Camel Milk.....	Lt	-	-	-	-	-	-	-	-	-	-	-	-
Goat Milk.....	Lt	-	-	-	-	-	-	-	-	-	-	-	-
Powdered Milk (Edget).....	450gm	-	-	-	-	22.80	17.67	27.75	14.00	24.00	-	-	-
Yoghurt (Traditional).....	Lt	3.03	3.33	-	6.00	3.57	4.06	4.43	-	1.96	3.45	3.38	2.91
Cheese Cottage.....	Kg	-	-	-	-	-	2.49	2.77	2.00	6.97	4.40	-	1.87
Egg (Traditional).....	Dozen	4.00	4.00	3.00	4.53	3.00	4.00	3.43	3.48	4.00	5.89	2.78	3.43
OILS AND FATS													
Butter Unrefined.....	Kg	20.00	15.76	20.00	17.00	20.33	19.33	20.00	19.67	21.46	24.29	16.24	-
Cooking Oil (Imported).....	Lt	9.82	9.00	10.02	9.11	11.33	11.00	10.00	11.17	10.00	11.67	9.33	9.50
Cooking Oil (Local).....	Lt	9.50	7.78	11.11	7.78	8.33	8.00	7.00	7.00	7.50	7.67	7.83	7.83

Table 1 Group 4 :-(Cont'd) Average Retail Price of Goods and Services by Region and Selected Market Places

May
Ginbot 2002
1994

ITEM	UNIT	R E G I O N A N D M A R K E T P L A C E S											
		O R O M I Y A											
		Ghimbi	Dembi-dolo	Shambu	Nekemt	Bedele	Metu	Jimma	Agaro	Ambo	Weliso	Ejere	Fiche
P R I C E I N B I R R													
VEGETABLES AND FRUITS													
VEGETABLES (FRESH)													
Ethiopian Kale.....	Kg	.47	.50	.19	1.05	.35	.51	.47	.31	.71	.92	2.03	.39
Cabbage.....	Kg	-	.65	.74	1.03	-	.95	.69	1.00	1.00	.89	-	1.14
Lettuce.....	Kg	-	1.18	-	-	-	-	2.50	-	-	-	-	-
Spinach.....	Kg	-	-	-	-	-	-	1.04	-	1.13	1.06	-	-
Carrot.....	Kg	2.17	1.01	1.31	2.07	1.28	2.68	1.43	1.00	1.31	1.08	-	1.60
Tomatoes.....	Kg	2.46	1.05	1.10	1.48	.94	1.28	1.74	1.75	.56	1.20	1.63	.90
Onions.....	Kg	3.00	2.95	2.00	2.38	2.02	2.73	3.01	2.98	1.20	1.49	2.15	2.50
Garlics.....	Kg	6.00	-	12.04	5.46	8.84	-	11.13	10.74	9.14	4.30	6.02	11.67
Leaks.....	Kg	-	-	.82	-	-	-	3.26	-	-	-	-	2.00
Pepper Green.....	Kg	2.44	6.56	.85	.89	-	-	2.64	1.33	2.09	4.25	3.04	1.38
Pumpkin.....	Kg	1.15	-	.54	.42	-	.29	-	.53	-	.28	-	.53
Green Peas.....	Kg	-	-	-	-	-	-	2.55	-	-	1.52	-	-
Beet Root.....	Kg	-	1.11	.92	1.61	1.02	1.70	1.16	1.14	.57	.97	3.38	1.00
Cauliflower.....	Kg	-	-	-	-	-	-	-	-	-	-	-	-
FRUITS FRESH													
Banana.....	Kg	1.27	.35	1.97	.61	.80	.53	-	.63	3.00	2.50	1.81	1.33
Orange.....	Kg	-	-	-	-	-	1.35	-	.72	4.00	3.50	-	1.43
Lemon.....	Kg	3.53	2.38	3.65	4.10	5.00	3.78	3.17	2.26	-	3.33	-	1.88
Tangerine.....	Kg	-	-	-	-	-	-	-	-	-	-	-	-
Papaya.....	Kg	1.67	.62	-	-	-	-	-	-	-	-	-	-
Grapes.....	Kg	-	-	-	-	.94	.66	1.03	.36	-	.76	-	2.55
Avocado.....	Kg	1.23	-	-	-	-	-	-	-	-	-	-	-
Mango.....	Kg	1.08	.58	-	1.08	.77	.73	3.00	-	-	-	-	-
Cactus.....	Kg	-	-	-	-	-	-	-	.59	1.54	1.83	-	2.86

Table 1 Group 4 :-(Cont'd) Average Retail Price of Goods and Services by Region and Selected Market Places

May
Ginbot 2002
1994

ITEM	UNIT	R E G I O N A N D M A R K E T P L A C E S											
		O R O M I Y A											
		Ghimbi	Dembi-dolo	Shambu	Nekemt	Bedele	Metu	Jimma	Agaro	Ambo	Weliso	Ejere	Fiche
P R I C E I N B I R R													
SPICES													
Pepper Whole.....	Kg	5.85	-	5.00	3.42	2.83	2.50	3.00	2.92	3.83	4.33	4.83	6.00
Black Pepper(Local).....	Kg	15.00	-	8.58	7.50	-	-	-	-	8.49	30.55	-	12.00
Long Pepper(Local).....	Kg	-	11.33	12.00	12.00	12.50	-	8.00	-	9.70	13.10	-	-
White Cumin(Bishop's Weed)Local..	Kg	6.00	3.00	9.70	2.67	2.50	3.00	3.00	3.42	7.54	4.06	-	3.50
Black Cumin(Local).....	Kg	5.33	5.83	-	5.83	4.83	5.00	4.00	4.42	7.93	6.25	-	4.75
Ginger Dry(Local).....	Kg	-	-	-	-	-	-	-	-	-	3.58	-	3.75
Ginger Wet(Local).....	Kg	1.25	2.01	1.00	1.63	1.99	1.89	1.53	1.84	1.47	1.53	1.13	1.17
Cloves(Imported).....	Kg	-	120.00	120.00	-	-	120.00	110.00	111.67	125.00	88.89	-	115.00
Cinnamon(Imported).....	Kg	-	22.67	19.50	27.50	-	29.00	24.67	27.33	30.00	26.11	-	21.00
Cardamon(Local).....	Kg	-	36.50	-	-	37.50	25.00	30.67	33.67	45.00	30.55	38.89	37.00
Tumeric Flour(Local).....	Kg	3.00	3.00	3.00	3.00	3.50	2.50	2.33	2.00	2.52	3.01	5.79	3.00
Chillies Whole.....	Kg	8.12	-	-	4.93	2.58	3.00	3.67	5.25	8.00	5.50	-	7.00
Basil Dry.....	Kg	-	8.00	-	10.00	5.75	6.00	6.83	6.83	9.44	7.24	-	8.50
POTATOES, OTHER TUBERS AND STEMS													
Potato.....	Kg	.86	1.03	.43	1.15	.78	.93	.55	.85	.40	.75	1.65	1.50
Sweet Potato.....	Kg	-	-	-	1.20	-	.53	.50	-	-	.71	-	-
'Kocho' (Unprocessed).....	Kg	-	-	-	-	-	.98	1.19	1.09	1.07	1.46	-	-
'Bula'.....	Kg	-	-	-	-	-	2.61	1.25	2.59	3.21	2.64	-	-
COFFEE, TEA, CHAT AND BUCK-THORN LEAVES													
Tea Leaves(Local).....	100gm	2.00	1.80	2.00	2.00	2.00	2.00	2.00	2.00	2.00	2.00	2.00	2.00
Coffee Whole.....	Kg	3.17	3.13	-	2.00	1.82	1.70	-	1.70	-	3.78	-	-
Coffee Beans.....	Kg	5.50	4.50	5.87	5.98	4.83	4.50	3.50	3.83	5.83	5.97	4.89	7.00
Coffee Leaves.....	Kg	-	-	-	-	-	-	-	-	-	-	-	-
Buck Thorn Leaves.....	Kg	-	3.12	3.49	3.57	.62	1.93	1.28	1.23	2.05	2.33	2.43	4.17

Table 1 Group 4 :- (Cont'd) Average Retail Price of Goods and Services by Region and Selected Market Places

May
Ginbot 2002
1994

ITEM	UNIT	R E G I O N A N D M A R K E T P L A C E S											
		O R O M I Y A											
		Ghimbi	Dembi-dolo	Shambu	Nekemt	Bedele	Metu	Jimma	Agaro	Ambo	Weliso	Ejere	Ffiche
P R I C E I N B I R R													
'Chat'.....	Kg	4.70	2.08	8.49	7.17	6.39	5.50	-	4.52	9.77	5.64	8.03	1.79
Malt-Barley.....	Kg	3.41	-	-	1.13	.89	-	-	-	-	1.31	-	1.90
Malt-Wheat.....	Kg	-	-	-	-	-	-	-	-	1.37	1.53	-	1.93
OTHER FOOD ITEMS													
Salt.....	Kg	1.30	1.47	1.33	1.50	1.50	1.50	1.50	1.50	1.43	1.71	1.33	1.43
Sugar.....	Kg	4.50	5.00	4.50	4.50	5.00	5.00	4.75	4.58	4.50	4.70	5.00	4.50
Honey.....	Kg	-	-	-	11.00	10.00	8.00	10.00	11.33	12.00	-	10.40	13.00
Canned Tomato (Local).....	410gm	7.00	6.33	8.79	6.50	9.28	6.83	6.17	6.83	8.79	6.25	-	-
FOOD TAKEN AWAY FROM HOME													
Cup of Tea.....	No	.30	.40	.40	.40	.35	.35	.40	.30	.50	.40	.25	.40
Cup of Coffee.....	No	.50	.60	.80	.70	.60	.50	.60	.40	.87	.90	-	1.00
Cup of Milk.....	No	1.00	.80	1.00	.70	.70	.77	.75	.80	.87	.90	-	1.00
'Key Wot Yebere'.....	One Meal	-	-	-	4.00	3.67	4.00	4.33	3.50	5.00	5.00	4.00	-
'Key Wot Yebeg/Yefyel'.....	One Meal	5.00	5.00	4.00	4.67	3.67	4.00	5.00	4.00	5.00	6.00	4.00	4.67
COST OF MILLING													
Cereals.....	100Kg	10.00	12.50	9.17	12.50	10.00	12.00	15.00	10.00	9.00	8.33	12.00	8.67
Pulses.....	100Kg	10.00	40.00	10.00	12.50	10.00	13.00	15.00	20.00	9.33	9.17	12.00	9.67
Pepper Whole.....	100Kg	100.00	100.00	50.00	75.00	50.00	43.33	125.00	60.00	63.33	-	75.00	50.00
BEVERAGES - NON ALCOHOLIC													
Ambo Mineral Water.....	500cc	2.00	2.00	2.00	2.00	2.00	2.00	2.00	2.00	1.50	1.50	2.00	1.58
Bure Mineral Water.....	500cc	-	-	-	-	-	-	-	-	-	1.50	-	-
Coca Cola/Fanta.....	300cc	2.00	2.00	2.00	2.00	2.00	2.00	2.00	2.00	1.92	1.83	2.00	1.75

Table 1 Group 4 :-(Cont'd) Average Retail Price of Goods and Services by Region and Selected Market Places

May
Ginbot 2002
1994

ITEM	UNIT	R E G I O N A N D M A R K E T P L A C E S											
		O R O M I Y A											
		Ghimbi	Dembi- dolo	Shambu	Nekemt	Bedele	Metu	Jimma	Agaro	Ambo	Weliso	Ejere	Fiche
P R I C E I N B I R R													
Pepsi Cola/Mirinda.....	300cc	2.00	2.00	2.00	2.00	2.00	2.00	2.00	2.00	1.83	1.83	2.00	1.75
BEVERAGES - ALCOHOLIC													
Araki (Local).....	900cc	20.00	22.00	25.67	23.67	27.00	27.33	24.67	30.00	28.00	38.12	24.67	25.00
Cognac (Local).....	900cc	20.00	-	-	-	27.00	-	25.00	-	-	25.00	-	25.00
Brandy (Local).....	900cc	20.00	-	-	-	-	-	25.00	-	28.00	25.00	-	25.00
Gin (Local).....	900cc	20.00	21.33	25.67	23.67	27.00	27.33	25.00	30.00	28.00	34.82	24.67	25.00
Saris Wine (Normal).....	750cc	7.00	8.00	-	12.00	-	8.33	12.00	-	8.29	10.00	6.00	5.00
'Katikalla'.....	Lt	5.56	4.44	4.65	6.06	4.85	5.56	6.76	5.07	10.00	5.78	9.33	8.00
Beer (Bedele).....	330cc	3.00	3.00	3.00	2.70	2.50	2.60	3.00	2.50	3.00	3.00	-	3.00
Beer (Harar).....	330cc	-	-	-	-	-	-	-	-	3.00	3.00	-	3.00
Beer (Meta Abo).....	330cc	3.00	-	3.00	3.17	-	3.33	3.00	-	3.00	3.00	3.50	3.00
'Tella'.....	Lt	.57	.86	.58	1.09	.80	.56	.63	.59	.48	.56	.90	.67
'Tej' (Mead).....	Lt	2.22	2.78	2.22	2.22	2.04	1.97	1.95	2.67	2.50	1.97	1.90	1.90
CIGARETTES AND TOBACCO													
CIGARETTES													
Nyala.....	Packet	-	4.00	-	4.00	4.00	4.00	4.00	4.00	4.00	4.00	4.00	4.00
Gissila.....	Packet	1.00	-	1.00	1.00	1.00	1.00	1.00	1.00	1.50	1.00	1.50	1.00
Rothmans.....	Packet	8.50	10.00	8.00	8.00	8.00	10.00	8.00	8.00	8.00	8.67	10.00	7.67
TOBACCO													
'Gaya'.....	Kg	4.24	4.26	-	-	27.78	9.78	5.63	-	13.71	-	4.43	10.83
CLOTHING AND FOOT WEAR													

Table 1 Group 4 :- (Cont'd) Average Retail Price of Goods and Services by Region and Selected Market Places

May
Ginbot 2002
1994

ITEM	UNIT	R E G I O N A N D M A R K E T P L A C E S											
		O R O M I Y A											
		Ghimbi	Dembi-dolo	Shambu	Nekemt	Bedele	Metu	Jimma	Agaro	Ambo	Weliso	Ejere	Fiche
P R I C E I N B I R R													
CLOTHING													
Abujedid(Akaki/Bahir Dar)91cm. Meter	4.00	4.33	4.50	4.00	4.00	5.00	4.00	3.67	-	4.00	-	-	
Abujedid(Komb./Arba Min.)150cm Meter	6.00	6.00	8.00	6.00	6.00	7.00	6.00	5.17	5.50	5.83	-	-	
Khaki(S-10,000 Twil)110cm. Meter	-	-	-	12.00	7.00	-	-	-	-	-	-	5.33	
Khaki(Akaki)91cm. Meter	-	-	-	-	7.00	-	-	-	-	-	-	-	
Wool-England 100%. Meter	-	-	-	-	7.00	-	-	-	-	-	-	-	
Tetron(Arba Minch). Meter	23.33	-	-	14.50	-	-	-	-	-	-	-	-	
Poplin(Dire Dawa)105cm. Meter	-	6.67	7.00	6.00	6.33	-	-	-	-	22.67	-	-	
Poplin(Komb./Arba Minch)150cm. Meter	13.67	12.00	12.00	10.00	10.33	13.50	6.00	6.00	6.00	-	-	-	
Nylon(Mojo). Meter	-	-	10.00	11.00	10.00	12.00	10.00	10.00	9.67	10.67	-	10.50	
Polyster(Arba Minch/Awasa). Meter	-	-	-	-	-	-	-	-	8.67	9.33	8.83	8.50	
Jersi. Meter	15.67	-	14.00	12.00	-	-	-	-	-	25.00	14.50	12.00	
Cotton. Kg	3.38	-	5.00	4.00	-	-	-	-	-	14.50	-	-	
Hisufi. Meter	-	-	-	-	-	-	8.00	-	5.00	5.75	-	5.00	
Kefay. Meter	-	-	11.00	20.00	20.50	35.00	21.67	19.00	25.00	-	-	28.00	
												16.50	
COST OF TAILORING													
Woolen Suit (Men). No	-	-	-	250.00	250.00	300.00	300.00	-	-	263.33	-	-	
Khaki Suit (Men). No	-	-	-	30.00	46.67	43.33	45.00	33.33	-	55.00	-	-	
Khaki Suit (Boys). No	-	-	-	20.00	23.33	21.67	31.67	23.33	-	41.67	-	-	
Tateron Suit (Men). No	20.00	-	30.00	38.33	46.67	60.00	45.00	33.33	-	-	30.00	28.33	
Tateron Suit (Boys). No	10.67	-	22.50	20.00	26.67	31.67	31.67	23.33	-	-	23.33	18.33	
READY-MADE / FOR ADULTS													
'Netela'. No	-	-	-	18.67	-	27.67	24.33	-	32.33	34.00	-	-	
'Gabi'. No	-	-	-	42.50	65.50	68.33	51.67	51.67	65.00	71.67	-	66.67	

Table 1 Group 4 :- (Cont'd) Average Retail Price of Goods and Services by Region and Selected Market Places

May 2002
Ginbot 1994

ITEM	UNIT	R E G I O N A N D M A R K E T P L A C E S											
		O R O M I Y A											
		Ghimbi	Dembi-dolo	Shambu	Nekemt	Bedele	Metu	Jimma	Agaro	Ambo	Welliso	Ejere	Fiche
P R I C E I N B I R R													
Shirts Long Sleeved (Local).....	No	33.67	-	20.00	32.50	28.50	26.00	-	-	-	34.00	-	20.00
Shirts Short Sleeved (Local).....	No	-	-	-	-	-	-	-	-	-	-	-	-
Shirts Long Sleeved (Imported)...	No	51.67	46.67	40.00	41.67	53.33	50.00	61.67	44.67	43.33	52.33	37.67	43.33
Shirts Short Sleeved (Imported)..	No	-	-	-	50.67	45.00	45.00	-	42.33	35.00	44.00	-	30.00
Socks (Cotton) Imported.....	Pair	8.00	-	6.50	7.67	6.67	7.67	7.83	6.50	6.33	6.67	6.33	5.33
Sweater (Local) Men.....	No	-	-	25.00	-	-	36.50	46.67	-	-	65.00	-	25.00
Sweater (Local) Women.....	No	-	-	-	-	-	-	29.33	-	-	47.33	-	25.00
Shash (Imported).....	No	11.67	7.67	7.67	11.00	14.33	12.33	10.33	9.33	8.67	8.33	10.33	31.67
Singlets (Local) White.....	No	-	-	10.00	11.67	9.33	10.50	11.00	10.00	-	13.33	-	8.00
Jeans Trouser.....	No	83.33	116.67	60.00	80.00	68.33	81.00	76.67	58.33	81.67	76.67	70.00	65.00
Woolen Suit.....	No	-	-	-	-	-	-	950.00	-	-	-	-	-
'Kemisna Netela'.....	No	153.33	-	136.67	72.50	72.50	110.00	143.33	-	98.33	135.00	-	120.00
Sweater-Men (Imported).....	No	105.00	-	-	115.00	87.50	-	110.00	-	-	88.33	-	75.00
Sweater-Women (Imported).....	No	58.33	-	-	65.00	-	-	71.67	56.67	46.67	67.67	42.50	38.33
Nylon Dress.....	No	-	-	-	-	-	-	-	-	-	81.67	-	-
Tetron Trouser.....	No	-	-	-	-	-	-	-	-	-	80.00	-	-
Leather Jacket.....	No	-	-	-	-	-	-	-	-	-	350.00	-	-
Under Wear China.....	No	15.00	-	12.00	13.67	-	500.00	-	-	-	13.67	13.33	-
Deriya	NO	-	-	15.00	16.75	-	-	-	-	-	10.00	-	14.00
Polyester Suit.....	No	-	-	-	-	-	-	-	-	-	-	-	10.33
Khaki Short	No	-	-	-	-	-	-	-	-	-	-	-	-
T-Shirts	No	26.00	22.33	-	-	11.33	-	-	-	-	-	-	-
Jogging Suit(sport tuta)	No	-	-	40.00	27.67	29.33	35.67	18.33	29.33	-	-	20.00	28.33
Khaki Jacket	No	230.00	-	70.00	86.67	81.67	76.67	68.33	85.00	-	-	56.67	70.00
Geldem	No	-	29.33	13.00	14.33	15.67	15.33	24.33	13.33	28.33	-	-	96.67
													15.00

Table 1 Group 4 :-(Cont'd) Average Retail Price of Goods and Services by Region and Selected Market Places

May 2002
Ginbot 1994

ITEM	UNIT	R E G I O N A N D M A R K E T P L A C E S											
		O R O M I Y A											
		Ghimbi	Dembi-dolo	Shambu	Nekemt	Bedele	Metu	Jimma	Agaro	Ambo	Weliso	Ejere	Fiche
P R I C E I N B I R R													
READY-MADE / FOR CHILDREN													
Sweater (Local) for Boys.....	No	-	-	-	-	16.50	18.67	11.33	-	-	-	8.33	-
Socks (Imported) Cotton.....	Pair	5.67	-	4.00	5.50	3.67	5.33	5.00	-	-	-	-	-
Jeans Trouser.....	No	-	-	-	55.00	-	-	-	3.83	3.33	3.33	-	4.33
Shirt Long Sleeved(Imported)Boys..	No	34.50	-	-	25.00	18.67	30.00	22.33	-	-	43.33	-	67.50
Sweater (England) for Girls.....	No	-	-	-	-	-	-	-	-	26.67	-	-	17.00
Short for Boys.....	No	-	-	-	-	-	-	-	-	-	47.50	-	-
Kemise(for children)	No	61.67	-	36.67	60.00	43.33	-	5.00	-	-	-	-	-
								70.00	-	-	-	-	50.00
FOOTWEAR (MEN AND WOMEN)													
Arbessa Leather Shoes Men(Local)Pair		83.33	-	65.00	91.67	75.00	150.00	103.33	83.33	80.00	105.00	68.33	80.00
Leather Shoes Men (Croft).....	Pair	-	138.33	-	130.00	92.50	81.67	153.33	111.67	110.00	87.33	86.67	120.00
Walking Shoes(imp.) Non-Leather Pair		-	-	70.00	75.00	-	-	126.67	68.33	85.00	73.33	-	75.00
Canvas Shoes (Local) Men.....	Pair	23.67	23.00	20.00	-	-	24.33	22.00	21.67	23.00	-	-	23.00
Canvas Shoes (China) Men.....	Pair	22.50	-	-	-	-	31.00	-	18.33	-	-	36.00	26.33
Plastic Shoes (Local) Women....	Pair	10.00	10.00	8.67	7.67	9.67	8.00	9.67	9.00	8.67	9.00	11.33	8.67
Slippers Sponge Adult (China)..	Pair	10.67	-	-	-	7.67	8.00	8.00	6.17	-	-	-	7.00
Boots for Men Plastic (Local)..	Pair	47.00	-	40.00	37.50	-	49.33	45.00	40.67	43.33	52.67	-	-
Sendel Plastic Shoes (Imp.)....	Pair	-	-	-	-	-	-	-	11.67	-	-	-	-
Cost of Mending Shoes sole(Men).Pair		-	-	-	-	32.50	35.00	19.33	15.50	16.67	-	-	25.00

Table 1 Group 4 :- (Cont'd) Average Retail Price of Goods and Services by Region and Selected Market Places

May 2002
Ginbot 1994

ITEM	UNIT	R E G I O N A N D M A R K E T P L A C E S											
		O R O M I Y A											
		Ghimbi	Dembi-dolo	Shambu	Nekemt	Bedele	Metu	Jimma	Agaro	Ambo	Weliso	Ejere	Fiche

P R I C E I N B I R R

CONSTRUCTION MATERIALS, WATER, AND FUEL AND POWER

CONSTRUCTION MATERIALS

Cement/Bag/(Local).....	50Kg	37.00	42.00	35.00	33.38	34.00	39.67	36.40	36.33	32.67	31.75	43.33	33.25
Lime.....	Kg	.91	1.15	-	.98	-	1.05	1.05	1.03	.74	.67	-	-
Nail (7cm - 12cm).....	Kg	8.00	7.00	8.00	7.33	8.00	7.33	7.83	7.17	7.50	7.67	8.00	7.00
Nail With Cape.....	Kg	12.67	11.00	11.00	9.00	11.33	10.33	10.67	10.00	10.00	10.00	10.33	9.50
Corrugated Iron Sheet (.2mm).....	No	24.00	25.00	27.00	-	25.00	45.63	37.67	-	32.00	34.67	-	24.50
Wood for House Construction('Atana')..	No	1.50	-	-	-	5.00	-	3.00	-	-	3.33	-	-
Wall Paints-Super (Fluid) Normal.....	4Kg	65.00	60.00	-	-	67.50	58.00	55.00	54.67	57.10	58.50	-	62.00
Wall Paints-Super (Fluid) Plastic.....	4Kg	100.00	90.00	110.00	-	-	88.00	87.00	85.00	87.00	96.00	-	95.00
Coarse Aggregate Gravel.....	Meter Cube	-	-	-	-	-	-	251.53	-	-	-	-	-
Hollow Concrete Block(20x20x40 cm Cube)No		-	-	-	3.00	-	4.25	-	-	2.20	-	-	-
Bricks (25cm x 12cm x 6cm).....	No	-	-	-	-	-	-	-	-	-	-	-	-
Floor Board 4m Length.....	No	-	-	12.50	-	-	-	-	-	-	-	-	-
Iron Pipe 6mt. (1/2 inch Wide) Local..	No	47.00	48.00	-	78.00	-	-	-	-	16.67	39.33	-	26.00
Chipwood (125cm x 250cm x 8mm).....	No	-	-	-	85.00	-	-	-	-	64.33	-	-	70.00
Sand.....	Meter Cube	-	-	52.91	-	46.00	47.50	117.98	-	28.33	-	-	-
Gutter N# 32.....	Meter	25.00	-	-	-	-	-	-	16.50	12.00	-	-	-
Window Glass (50cm x 50cm x 3mm).....	No	-	-	-	-	-	-	14.38	-	16.75	-	-	-
Water Tanker (1meter cube).....	No	-	-	-	-	-	-	602.33	580.00	1033.33	-	-	-
Stone for House Construction..	Meter Cube	45.00	-	24.00	40.56	15.00	19.33	42.86	-	15.00	-	-	-
Mega Paints.....	4Kg	-	60.00	65.00	59.33	-	58.00	56.00	-	-	-	-	24.67
Tseday Paints.....	4Kg	-	-	-	-	-	-	56.00	55.00	-	-	-	-
"Yewellel Nitaf"(Tile).....	No	-	-	-	-	-	-	56.00	55.00	-	-	-	-
								2.60	-	-	-	-	-

WATER

Water.....	Meter Cube	17.50	6.00	5.95	7.18	1.55	8.67	10.68	3.77	7.18	3.61	2.64	5.00
------------	------------	-------	------	------	------	------	------	-------	------	------	------	------	------

Table 1 Group 4 :- (Cont'd) Average Retail Price of Goods and Services by Region and Selected Market Places

May
Ginbot 2002
1994

ITEM	UNIT	R E G I O N A N D M A R K E T P L A C E S											
		O R O M I Y A											
		Ghimbi	Dembi-dolo	Shambu	Nekemt	Bedele	Metu	Jimma	Agaro	Ambo	Weliso	Ejere	Fiche
P R I C E I N B I R R													
FUEL AND POWER													
Fire Wood.....	Meter Cube	32.48	47.55	-	32.70	38.75	34.44	36.33	34.53	49.27	116.54	44.15	85.82
Charcoal.....	Kg	.99	.57	1.20	1.09	.96	1.45	.96	.67	.95	.50	.21	.81
Dung Cake.....	Kg	-	-	-	-	-	-	-	-	-	.27	-	.10
Kerosine.....	Lt	2.18	2.78	3.03	2.13	2.25	2.24	2.15	2.15	2.05	2.05	2.25	2.05
Diesel.....	Lt	2.80	3.20	2.96	2.75	2.81	2.86	2.75	2.77	2.67	2.67	-	2.67
Electric.....	K.Watt	.38	.42	.27	.42	-	.27	-	.27	.32	.27	-	.27
Matches.....	Box	.25	.20	.25	.20	.25	.22	.20	.23	.20	.20	.20	.20
Candles.....	No	1.00	.80	.90	.75	1.00	1.00	1.00	1.00	.90	1.00	1.00	.75
Buthane Gas (Shell).....	12.5 Kg	-	-	-	-	-	-	-	-	-	-	-	-
Eveready Drycell.....	No	1.75	1.75	2.00	1.92	-	2.00	1.79	-	1.92	1.75	1.92	1.92
FURNITURE, FURNISHING, HOUSEHOLD EQUIPMENT AND OPERATION													
CHAIRS, TABLES, ETC.													
Table Wanza (Machine made) Varnished..	No	136.67	163.33	-	146.67	120.00	150.00	186.67	113.33	350.00	236.67	-	250.00
Table Wanza (Hand made) Not Varnished..	No	126.67	-	-	-	-	-	-	85.00	-	-	-	200.00
Chairs Wanza (Machine Made) Varnished....	No	65.00	40.00	50.00	46.67	42.33	45.00	53.33	51.67	66.67	68.33	-	50.00
Chairs Wanza (Hand Made) Varnished....	No	60.00	-	-	-	-	-	-	43.33	-	57.50	-	50.00
Cupboard Wanza (2 doors) Varnished....	No	1050.00	825.00	725.00	925.00	800.00	1033.33	866.67	816.67	1416.67	926.67	-	1150.00
Double Bed Wanza (120cm) Varnished....	No	386.67	383.33	350.00	500.00	350.00	350.00	340.00	270.00	456.67	333.33	-	625.00
Sofas (Complete).....	No	-	-	-	-	-	-	3633.33	3370.00	1566.67	-	-	3350.00
Book Shelves Wanza (3 Shelves) no Door	No	266.67	150.00	-	110.00	191.67	246.67	276.67	223.33	400.00	343.33	-	300.00
Chest of Drawer	No	-	-	-	600.00	423.33	500.00	493.33	390.00	-	-	-	-
FURNISHINGS & REPAIRS													
Bed Sheet (Non-Patterned Bahir Dar)													
1.90m x 2.50m.....	Pair	55.00	47.00	45.00	50.67	48.33	50.00	44.00	47.67	46.67	42.00	-	50.00

Table 1 Group 4 :-(Cont'd) Average Retail Price of Goods and Services by Region and Selected Market Places

May
Ginbot 2002
1994

ITEM	UNIT	R E G I O N A N D M A R K E T P L A C E S											
		O R O M I Y A											
		Ghimbi	Dembi- dolo	Shambu	Nekemt	Bedele	Metu	Jimma	Agaro	Ambo	Wellso	Ejere	Fiche
P R I C E I N B I R R													
Bed Sheet(Patterned Kombolcha) 1.90m x 2.50m.....	Pair	-	98.33	-	82.50	-	85.00	71.67	-	90.00	63.67	-	90.00
Bed Cover(Patterned Kombolcha).....	No	-	-	100.00	-	-	-	78.33	-	130.00	67.67	-	90.00
Blanket Woolen(Debre B.)160cm x 220cm.	No	85.00	79.33	80.00	80.00	80.00	79.00	79.33	80.33	79.33	84.33	-	75.00
Mattress-Sponge (A.A Foam) 120cm.....	No	306.67	-	-	323.33	312.50	310.00	301.67	-	296.67	326.67	-	365.00
Towel-Local (Kombolcha).....	No	15.00	-	-	13.00	14.33	-	13.00	12.33	10.00	-	13.00	-
EARTHEN WARE													
Water Pot.....	No	4.83	5.33	9.67	4.08	8.50	6.33	5.00	6.33	4.33	3.25	4.83	5.00
'Jebena' Medium Size.....	No	2.00	2.75	4.17	1.25	3.42	4.67	3.83	2.33	2.00	.83	1.33	2.17
'Mitad' (Griddle of Clay).....	No	15.33	15.50	17.67	8.50	13.67	18.33	7.00	8.83	16.67	6.67	7.50	11.33
Local Stove '(Lakech)'	No	12.33	-	6.33	8.33	10.00	8.33	8.00	6.17	7.33	5.67	5.33	6.67
Cup for Coffee (China).....	No	1.00	1.25	1.18	1.03	1.00	1.08	1.20	1.10	1.25	1.00	1.00	1.25
Plate Clay (imported).....	No	3.50	4.00	4.25	-	4.33	5.00	4.00	3.83	4.00	-	-	-
STRAW, BAMBOO AND OTHERS													
'Sefed'.....	No	6.00	4.33	4.83	3.13	5.50	6.67	7.33	5.83	6.67	8.00	6.67	5.50
Sack 100Kg Capacity.....	No	-	-	-	8.10	-	6.00	-	6.67	-	7.33	-	-
METAL WARE													
Cooking Pan Medium (Local).....	No	35.00	31.67	29.00	26.00	26.67	29.33	22.33	24.33	25.00	14.33	21.33	31.33
Tray (Nickel) Medium N ^o 45 Local.....	No	-	-	-	-	-	-	-	-	-	-	-	17.00
Electric 'Mitad' Aluminium.....	No	-	-	-	-	-	-	450.00	-	-	-	-	-
Gas Stove (Kerosine) China.....	No	45.00	39.33	-	-	49.33	41.33	41.67	42.00	42.67	38.67	44.00	44.50
Refregator.....	No	-	-	-	-	-	-	3733.33	-	-	-	-	-

Table 1 Group 4 :-(Cont'd) Average Retail Price of Goods and Services by Region and Selected Market Places

May
Ginbot 2002
1994

ITEM	UNIT	R E G I O N A N D M A R K E T P L A C E S											
		O R O M I Y A											
		Ghimbi	Dembi- dolo	Shambu	Nekemt	Bedele	Metu	Jimma	Agaro	Ambo	Weliso	Ejere	Fiche
P R I C E I N B I R R													
PLASTIC WARE (LOCAL MADE)													
Jerrycan (20 Litres).....	No	22.33	25.33	-	25.50	25.00	24.67	23.33	22.33	24.67	26.67	22.33	25.33
Bucket (20 Litres).....	No	15.33	15.67	16.00	15.33	16.33	16.00	15.00	14.67	15.67	16.33	16.67	15.67
GLASS WARE													
Glass for Tea (Duralax).....	No	3.50	3.00	3.00	3.08	3.50	3.08	3.00	3.17	-	3.17	3.00	-
OTHER HOUSEHOLD EQUIPMENT													
Kerosine Lamp.....	No	27.33	17.33	-	23.50	14.67	16.33	14.00	13.67	24.00	22.33	25.00	25.00
'Kuraz' Small Local Kerosine Lamp.....	No	.92	1.00	1.00	.75	1.00	1.00	1.00	1.00	.92	.78	1.00	1.25
Flash Light.....	No	7.00	6.00	6.33	6.00	6.17	6.83	6.00	5.67	6.00	6.83	5.00	6.00
Electric Bulb Philips(40/60 Watt).....	No	2.00	2.00	2.00	2.00	2.42	2.50	2.50	2.08	2.00	2.50	2.00	2.00
HOUSEHOLD OPERATION													
Hard Soap (Local).....	200gm	2.20	-	1.83	1.58	1.60	1.33	1.47	1.33	1.33	1.33	1.54	1.50
Hard Soap (Imported).....	200gm	2.40	1.60	1.88	2.25	2.13	2.00	2.00	2.00	2.58	2.17	2.13	2.00
Detergent (Omo).....	50gm	2.14	-	1.50	-	1.50	1.60	1.50	-	-	1.43	-	1.43
Incense.....	Kg	-	4.92	5.00	4.07	7.67	5.00	6.17	6.33	4.83	9.72	-	6.33
Sandal Wood.....	No	.25	.20	.10	.25	.25	.25	.25	.22	.32	.25	.25	.20
Toilet Paper (Mamko).....	Roll	3.00	3.00	3.00	3.00	3.00	3.00	3.00	3.00	3.00	3.00	-	3.00
DRY CLEANING													
Dry Cleaning (Suit Men).....	No	-	-	15.00	14.50	15.00	-	15.00	16.00	13.50	-	-	-

Table 1 Group 4 :- (Cont'd) Average Retail Price of Goods and Services by Region and Selected Market Places

May 2002
Ginbot 1994

ITEM	UNIT	R E G I O N A N D M A R K E T P L A C E S											
		O R O M I Y A											
		Ghimbi	Dembi-dolo	Shambu	Nekemt	Bedele	Metu	Jimma	Agaro	Ambo	Weliso	Ejere	Fiche
P R I C E I N B I R R													
DOMESTIC SERVICE													
Maid Servant.....	Month	36.67	31.67	20.00	23.33	40.00	33.33	36.67	28.33	26.67	38.33	-	18.33
Unskilled Service (Daily Laborer)....	Day	7.00	7.00	7.00	6.00	9.33	7.67	7.00	7.00	6.00	5.67	5.33	7.00
Salary for Guard	Month	75.00	60.00	-	-	90.00	53.33	53.33	90.00	36.67	-	-	33.33
MEDICAL CARE													
Ampicillin(250 mg) Local.....	56 Caps	-	17.80	-	14.00	17.20	18.00	14.00	14.17	16.80	14.00	-	18.20
Dichlorophine(500 mg) Local.....	6 Pills	1.50	-	-	1.50	-	-	-	-	-	-	-	-
Tetracycline(250mg) Local.....	56 Caps	-	9.04	7.00	9.33	10.07	9.44	8.58	7.17	9.33	6.50	8.00	11.07
Penicillin Injection(4 Mu. Local). Bottle	4.50	4.00	3.75	3.38	4.17	4.67	4.23	4.00	3.83	3.83	4.00	3.25	-
Chloramphenicol(250mg) Local.....	56 Caps	-	14.50	-	-	14.00	15.00	14.00	12.00	11.20	12.42	-	-
Dipron(500mg) Local.....	20 Pills	4.00	4.00	-	-	-	-	-	-	-	-	-	-
Cough Syrup (Berantine) Local.....	125cc	9.00	8.33	8.00	-	8.00	8.67	8.00	8.33	-	7.00	9.00	7.67
Bactrim(480mg) Local.....	30 Pills	-	7.50	-	-	6.75	-	-	-	-	7.69	-	9.00
Vermox(100mg) Local.....	12 Pills	-	3.50	-	2.33	3.33	-	-	2.00	-	3.50	2.00	3.00
Mezel(250mg) Local.....	30 Caps	9.17	4.55	3.75	5.00	4.50	5.00	3.98	3.57	4.50	6.16	4.29	5.90
Asprin (300 mg) Local.....	20 Pills	2.00	2.00	1.00	2.00	1.56	2.00	1.31	1.25	2.00	2.50	2.86	2.00
OTHER MEDICAL EXPENSES													
Doctor's Fee (Government).....	per visit	1.00	2.00	1.00	1.00	-	1.00	.50	.50	1.67	1.00	-	1.00
Doctor's Fee (Private).....	per visit	4.67	5.00	-	10.00	5.00	5.00	13.33	5.00	8.33	5.00	-	5.00
Injection (Service Charge).....	Once	-	.75	.50	.50	1.00	1.00	1.00	1.00	.67	1.00	-	1.00
Labratory Test Fee (Private).....	Once	7.00	5.00	-	4.00	4.00	5.00	4.00	5.00	3.67	-	-	3.00
Bed Charge (gov.).....	per day	-	6.00	2.00	2.50	-	2.00	4.00	-	2.00	-	-	3.00

Table 1 Group 4 :-(Cont'd) Average Retail Price of Goods and Services by Region and Selected Market Places

May
Ginbot 2002
1994

ITEM	UNIT	R E G I O N A N D M A R K E T P L A C E S										
		O R O M I Y A										
		Ghimbi	Dembi- dolo	Shambu	Nekemt	Bedele	Metu	Jimma	Agaro	Ambo	Weliso	Ejere
P R I C E I N B I R R												
TRANSPORT AND COMMUNICATION												
TRANSPORT												
Benzene.....	Lt	4.48	4.96	4.57	4.43	4.49	4.54	4.43	4.45	4.35	-	4.35
Motor Oil (Mobil).....	Lt	19.25	18.00	20.00	19.75	20.00	19.75	18.78	20.00	20.00	19.70	19.20
Car Washing and Greasing.....	No	-	-	-	35.00	35.00	35.00	19.00	25.00	30.00	37.50	25.00
Bus Fare (per km).....	Tarif	.09	.12	-	.09	.10	-	.10	-	.14	.09	.12
Bus Fare (within Town)	Trip	-	-	-	-	-	-	.25	-	-	-	-
Taxi Fare	Trip	1.00	-	-	.75	-	-	.70	-	.58	-	1.00
Air Plane (To Addis Ababa)	Trip	-	371.00	-	-	-	-	212.00	-	-	-	-
Animal Transport fare.....	Trip	-	-	9.00	-	-	-	-	-	-	-	-
Cart Fare.....	Trip	-	-	-	-	-	1.00	.50	1.00	-	1.00	1.00
Train Fare	Trip	-	-	-	-	-	-	-	-	-	-	-
Service Charge (Motor oil change)...	Once	-	-	-	-	-	-	-	-	-	-	-
COMMUNICATION												
Telephone Charge (with town).....	Period	-	-	-	-	-	.20	.20	.20	-	.20	-
Telephone Charge to Addis Ababa....	Period	2.85	3.75	2.30	2.65	2.70	3.25	2.70	2.70	2.05	2.05	2.05
Telephone Line Installation Charge..	Once	365.00	355.75	355.75	355.75	355.75	355.75	355.75	355.00	355.75	-	355.00
ENTERTAINMENT AND EDUCATION												
EQUIPMENT AND ACCESSORIES												
T.V. Set Philips 21 inch(Colored).....	No	-	-	-	3400.00	-	3500.00	3133.33	3680.00	-	-	-
Cassette Recorded Original(Local Music)No		13.00	13.00	12.00	12.33	13.00	12.00	13.00	13.00	12.33	12.00	12.00
Radio Set Philips 3 Band.....	No	-	-	150.00	170.00	182.50	111.67	150.00	-	-	-	85.00
Tape Recorder National (2 Speaker)....	No	-	-	-	250.00	223.00	279.67	510.00	-	303.33	-	-
Expense for Photograph(Passport size)4Pho		4.00	4.00	2.00	3.00	4.00	4.00	5.67	4.00	7.33	3.00	3.00

Table 1 Group 4 :-(Cont'd) Average Retail Price of Goods and Services by Region and Selected Market Places

May 2002
Ginbot 1994

ITEM	UNIT	R E G I O N A N D M A R K E T P L A C E S											
		O R O M I Y A											
		Ghimbi	Dembi-dolo	Shambu	Nekemt	Bedele	Metu	Jimma	Agaro	Ambo	Weliso	Ejere	Fiche
Newspaper (Addis Zemen).....	No	-	-	-	.50	.50	.50	.50	.50	.50	-	.50	
Theater Entrance Fee	Once	-	-	-	-	-	-	-	-	-	-	-	
EDUCATION													
Exercise Book (50 Leaves) Local.....	No	2.00	2.00	-	1.77	1.97	1.95	1.75	2.00	1.73	1.83	1.83	1.77
Pencil (China).....	No	.25	.23	.25	.21	.25	.25	.25	.22	.25	.20	.25	.22
Ball Point-Bic England.....	No	1.10	1.00	1.07	1.13	1.07	1.20	1.10	1.07	1.10	1.00	1.00	1.00
Day School Fee-Public(Grade 7 & 8)..Month		-	-	-	-	-	-	-	-	-	-	-	-
Day School Fee-Private(Grade 9-12)..Month		-	-	-	-	-	-	-	-	-	-	-	-
Night School Fee-Government(Gr.9-12)Month		22.00	20.00	-	19.70	-	18.33	19.33	20.60	15.00	10.60	-	-
School Uniform Fee	No	-	70.00	-	-	-	-	-	-	-	-	-	12.00
Night School Fee-Private(Grade9-12)..Month		-	-	-	-	-	-	76.67	-	-	-	-	56.00
PERSONAL CARE AND EFFECTS													
PERSONAL CARE													
Lux Toilet Soap.....	90gm	3.00	2.25	2.25	2.70	2.25	-	2.25	2.06	2.25	1.97	2.06	2.06
Blade-TOPAZ.....	No	.25	.20	.25	.22	.25	.25	.25	.23	.23	.25	.25	.25
Hair Dressing (Traditional).....	No	2.00	5.00	1.00	-	-	3.00	2.00	-	.23	-	-	-
Hair Dressing (Modern).....	No	8.00	10.00	8.00	7.33	7.00	10.00	7.00	-	2.17	4.00	-	5.00
Barbery (Mens Hair Cut).....	No	4.00	3.00	2.00	3.00	3.00	4.00	7.00	7.00	-	8.00	-	6.00
Paraffin Hair Oil.....	330cc	8.00	7.83	8.80	-	8.08	8.83	7.67	3.00	2.67	2.67	2.33	2.33
Zenith Hair Oil.....	330cc	-	7.83	-	7.48	-	8.83	7.67	7.50	8.00	8.00	8.67	7.50
Shaving Machine (medium)	No	-	-	-	-	14.33	-	8.83	-	8.00	8.00	7.83	7.83
Perfume	CC	-	79.17	25.00	26.00	11.43	31.50	12.00	-	-	-	-	-
PERSONAL EFFECTS													
Umbrella-Men Medium (Local).....	No	26.67	-	-	23.50	20.67	27.33	24.67	-	25.00	35.67	21.67	24.00

Table 1 Group 4 --(Cont'd) Average Retail Price of Goods and Services by Region and Selected Market Places

May
Ginbot 2002
1994

ITEM	UNIT	R E G I O N A N D M A R K E T P L A C E S											
		O R O M I Y A											
		Ghimbi	Dembido	Shambu	Nekemt	Bedele	Metu	Jimma	Agaro	Ambo	Weliso	Ejere	Fiche
				P R I C E I N B I R R									
Umbrella-Women Medium (Imported).....	No	21.33	22.33	19.00	22.67	21.00	21.67	20.33	21.00	18.00	21.00	-	18.33
Hand Bag (Imported Synthetic).....	No	-	-	-	127.50	-	-	100.00	-	-	90.00	-	-
Belt (Local) Machine Made.....	No	9.67	-	-	-	8.67	-	-	-	-	-	8.33	-
Belt (Local) Hand Made.....	No	2.33	-	-	-	2.75	-	2.92	1.67	-	8.33	1.83	-
JEWELLERY													
Seiko-21 Jewels Automatic (Men).....	No	-	-	-	-	-	-	-	-	-	-	-	-
Seiko-21 Jewels Automatic (Women).....	No	-	-	-	-	-	-	-	-	-	-	-	-
Earrings (4gm 18 carat Local).....	Pair	340.00	326.67	-	326.67	-	320.00	320.00	-	320.00	-	-	-
Neck Laces (6gm 21 carat Imported)....	No	-	-	-	-	510.00	600.00	540.00	-	-	-	-	-
Rings (4gm 18 carat Local).....	No	340.00	326.67	-	326.67	-	320.00	320.00	-	320.00	-	-	-
Bracelet 20gm (18 carat Local).....	No	-	1633.33	-	-	-	1600.00	1600.00	-	-	-	-	-
LIVESTOCK AND DRAUGHT ANIMALS													
LIVESTOCK													
Sheep (10-15Kg).....	No	67.67	61.00	113.33	110.00	93.67	115.00	110.00	88.33	65.00	90.00	121.67	75.00
Goat (10-15Kg).....	No	48.33	42.00	76.67	75.00	56.67	68.33	-	73.33	46.67	70.00	85.00	51.67
Heifer (2-4 Years).....	No	340.00	263.33	-	340.00	239.33	306.67	326.67	208.33	-	526.67	203.33	350.00
Cow (4 Years and Above).....	No	543.33	403.33	-	463.33	439.33	406.67	423.33	410.00	-	683.33	438.33	640.00
Bull (2-4 Years).....	No	426.67	363.33	-	370.00	276.00	360.00	306.67	200.00	-	423.33	214.33	490.00
Ox (4 Years and Above).....	No	800.00	453.33	-	682.50	601.00	693.33	916.67	880.00	-	723.33	690.00	983.33
Hen (Indigenous).....	No	9.33	8.50	5.83	7.50	4.17	7.67	7.67	5.83	8.00	7.00	8.33	9.00
Cock (Indigenous).....	No	16.00	14.33	10.67	13.50	8.00	15.67	11.33	7.33	13.67	13.00	13.00	13.33
DRAUGHT ANIMALS													
Donkey.....	No	-	320.00	-	-	-	216.67	-	296.67	-	250.00	275.00	193.33
Horse.....	No	-	673.33	-	-	-	293.33	-	-	540.00	333.33	406.67	-

Table 1 Group 4 :-(Cont'd) Average Retail Price of Goods and Services by Region and Selected Market Places

May 2002
Ginbot 1994

ITEM	UNIT	R E G I O N A N D M A R K E T P L A C E S											
		O R O M I Y A											
		Ghimbi	Dembi- dolo	Shambu	Nekemt	Bedele	Metu	Jimma	Agaro	Ambo	Weliso	Ejere	Fiche
Mule.....	No	-	-	-	-	-	725.00	-	-	-	903.33	-	-
FARM EQUIPMENT (INDUSTRIAL PRODUCT)													
Sickel.....	No	10.33	7.33	-	7.75	-	10.00	8.00	8.33	18.00	15.00	-	16.00
Pick Axe ('Doma').....	No	18.00	-	-	18.50	-	20.00	20.00	-	20.00	-	-	-
'Gejera'.....	No	25.00	-	-	14.00	-	22.00	20.00	19.67	18.00	16.50	-	-
FARM EQUIPMENT (HAND MADE)													
'Mofer'.....	No	-	15.00	-	-	-	-	-	-	18.33	-	-	-
'Kember'.....	No	-	5.50	-	-	-	-	-	-	6.33	11.33	-	-
'Digr'.....	No	-	1.83	-	-	-	-	-	-	2.33	2.67	-	-
Plough.....	No	10.00	13.00	12.00	10.00	9.33	9.67	6.17	6.83	10.00	8.67	-	15.00
Sickel.....	No	5.67	-	5.00	2.17	3.25	4.83	2.50	-	3.33	3.00	-	3.25
'Wegel'.....	No	3.50	4.50	5.00	2.67	5.67	4.00	3.00	2.67	5.00	2.58	-	5.00
'Erfe'.....	No	-	2.50	-	-	-	-	-	-	1.67	-	-	-
MISCELLANEOUS GOODS AND SERVICES													
Coffin (Medium Quality).....	No	176.67	-	80.00	130.00	167.50	210.00	150.00	-	126.67	57.33	-	57.50
Charge for Money order	Once	10.00	2.65	1.60	1.65	2.65	1.00	1.65	1.65	5.07	-	-	-
Charge for Visa (for person).....	No	-	-	-	-	-	-	-	-	-	-	-	-

Table 2 Group 4 :- Average Retail Price of Goods and Services by Region and Selected Market Places

June 2002
Sene 1994

ITEM	UNIT	R E G I O N A N D M A R K E T P L A C E S											
		O R O M I Y A											
		Ghimbi	Dembi-dolo	Shambu	Nekemt	Bedele	Metu	Jimma	Agaro	Ambo	Weliso	Ejere	Fiche

P R I C E I N B I R R

CEREALS UNMILLED

'Teff' White	Kg	1.93	-	1.30	1.15	1.83	2.00	2.00	1.80	1.83	1.90	1.79	1.71
'Teff' Mixed.....	Kg	1.80	1.86	1.18	.97	1.57	1.40	1.60	1.50	1.53	1.55	1.64	1.50
'Teff' Black (Red).....	Kg	1.88	1.61	1.04	.84	1.32	1.28	1.48	1.30	1.21	1.31	-	1.45
Wheat White.....	Kg	1.15	-	.99	-	1.53	1.50	1.38	1.35	1.05	1.19	1.48	1.54
Wheat Mixed.....	Kg	-	1.08	1.00	1.04	-	1.25	1.30	1.25	1.15	1.10	1.30	1.52
Wheat Black.....	Kg	-	-	.82	-	1.42	1.25	1.30	-	1.32	1.09	1.73	1.69
Barley White.....	Kg	-	-	.75	-	-	1.50	1.20	1.15	1.10	1.19	1.12	1.21
Barley Mixed.....	Kg	1.17	1.59	.65	.77	1.38	1.23	1.05	1.05	1.13	1.10	.97	1.16
Barley Black.....	Kg	-	-	.91	-	1.38	1.23	1.03	1.03	1.10	1.09	-	.96
Barley for Beer.....	Kg	-	-	-	-	-	-	-	-	-	-	-	-
Maize.....	Kg	.78	1.00	.70	.40	.97	.72	.83	.70	1.00	1.10	-	1.16
Durrah.....	Kg	1.05	-	-	-	-	.67	.83	-	.90	-	-	1.23
Sorghum Yellow.....	Kg	-	-	-	-	-	-	1.35	1.27	-	-	-	1.16
Sorghum White.....	Kg	1.05	.89	-	.45	.75	1.00	-	.75	1.00	1.10	1.14	1.23
Sorghum Red.....	Kg	-	.86	.64	.56	.75	.83	.77	1.00	1.00	1.00	1.16	1.27
African Millet.....	Kg	1.16	1.14	-	.59	.78	1.20	1.05	1.00	.88	-	-	-
Rice.....	Kg	5.00	4.83	5.00	5.00	5.00	5.00	4.50	5.00	-	5.00	-	5.00
Oats.....	Kg	-	-	-	-	2.75	2.50	-	-	-	-	-	1.59
Hulled Barley.....	Kg	-	-	1.15	-	-	-	3.00	-	-	-	-	1.54

CEREALS MILLED

'Teff' White.....	Kg	-	-	-	-	-	-	-	-	-	-	-	-
'Teff' Mixed.....	Kg	-	-	-	-	-	-	-	-	-	-	-	-
'Teff' Black (Red).....	Kg	-	-	-	-	-	-	-	-	-	-	-	2.21
Wheat White.....	Kg	-	-	-	-	-	1.32	-	-	-	-	-	1.85
Wheat Mixed.....	Kg	-	-	-	-	-	-	-	-	-	-	-	1.77
Barley White.....	Kg	-	-	-	-	-	-	-	-	-	-	-	-

Table 2 Group 4 :-(Cont'd) Average Retail Price of Goods and Services by Region and Selected Market Places

June 2002
Sene 1994

ITEM	UNIT	R E G I O N A N D M A R K E T P L A C E S											
		O R O M I Y A											
		Ghimbi	Dembi-dolo	Shambu	Nekemt	Bedele	Metu	Jimma	Agaro	Ambo	Weliso	Ejere	Fiche
P R I C E I N B I R R													
Barley Mixed.....	Kg	-	-	-	3.83	-	-	-	-	-	-	-	-
Maize.....	Kg	1.77	-	-	.75	.84	1.05	.96	1.45	-	1.40	-	1.30
Oats.....	Kg	-	-	-	4.00	5.00	5.00	-	-	-	5.00	-	3.83
Sorghum.....	Kg	-	-	-	-	-	-	-	-	-	-	-	1.37
Durrah.....	Kg	-	-	-	-	-	-	-	-	-	-	-	1.38
'Furno Duket' Locally Processed..	Kg	2.93	2.50	3.50	3.33	3.00	2.92	2.50	2.50	3.00	3.67	3.00	2.83
PULSES UNMILLED													
Horse Beans.....	Kg	2.43	1.71	1.13	1.23	1.36	1.50	1.62	1.50	1.05	1.40	1.44	1.33
Peas White.....	Kg	-	-	-	-	-	-	1.77	-	-	-	-	1.92
Peas Black.....	Kg	-	-	-	-	-	1.75	-	-	-	-	-	1.65
Peas Mixed.....	Kg	3.19	1.96	1.54	1.43	1.25	1.75	1.63	1.60	1.80	1.60	1.61	-
Soya Beans.....	Kg	-	-	-	-	-	-	-	-	-	-	-	-
Chick Peas.....	Kg	2.00	1.57	3.00	1.63	2.12	2.00	2.00	2.00	1.38	1.80	1.50	1.92
Lentils.....	Kg	3.00	3.50	-	3.00	3.08	3.00	2.50	2.42	2.50	2.20	-	2.18
Haricot Beans.....	Kg	-	1.58	-	-	.87	.66	-	-	-	1.10	-	-
Lima Beans.....	Kg	-	-	-	-	-	1.24	-	-	-	-	-	-
Vetch.....	Kg	1.55	-	-	.83	.93	1.50	1.53	1.40	.88	1.00	-	.83
Fenugreek.....	Kg	4.00	3.92	4.25	4.17	4.42	4.00	4.00	3.83	4.03	4.01	-	3.85
PULSES MILLED OR SPLIT													
Horse Beans Milled.....	Kg	-	-	-	-	-	-	-	3.26	-	-	-	-
Peas Milled.....	Kg	3.00	3.67	-	5.17	6.00	4.00	-	4.06	-	6.84	-	-
Chick Peas Milled.....	Kg	-	-	-	-	-	-	-	-	-	-	-	-
Mixed Pulses Milled.....	Kg	5.91	-	-	-	3.75	3.00	-	-	-	-	-	3.00
Vetch Milled.....	Kg	-	-	-	3.26	3.75	2.50	2.50	2.78	2.50	2.50	-	-
Peas Split.....	Kg	4.00	3.25	4.00	3.83	3.58	3.00	2.92	3.08	3.00	4.06	-	3.00
Peas Split(Roasted).....	Kg	-	-	-	-	-	3.50	-	-	3.50	-	-	-

Table 2 Group 4 :-(Cont'd) Average Retail Price of Goods and Services by Region and Selected Market Places

June
Sene
2002
1994

ITEM	UNIT	R E G I O N , A N D M A R K E T P L A C E S											
		O R O M I Y A											
		Ghimbi	Dembi-dolo	Shambu	Nekemt	Bedele	Metu	Jimma	Agaro	Ambo	Weliso	Ejere	Fiche
P R I C E I N B I R R													
Horse Beans Split(Roasted).....	Kg	-	3.00	-	-	-	-	-	-	2.83	2.25	-	-
Lentils Split.....	Kg	4.00	4.00	3.50	4.00	3.50	3.50	3.50	3.50	3.50	3.00	4.67	3.83
Vetch Split(Roasted).....	Kg	-	-	-	-	-	-	-	-	-	-	-	-
Chick Peas Split(Roasted).....	Kg	-	-	-	-	-	-	-	-	-	-	-	-
Fenugreek Milled.....	Kg	8.00	9.17	11.67	9.00	-	8.00	8.00	7.00	-	8.00	-	8.00
OIL SEEDS													
Niger Seed.....	Kg	2.07	2.85	2.46	-	2.42	3.00	2.83	2.67	2.22	2.42	-	3.11
Linseed White.....	Kg	-	-	-	-	-	-	-	-	-	-	-	-
Linseed Black.....	Kg	2.96	3.75	2.31	-	2.42	3.00	2.83	2.50	3.45	2.50	-	3.22
Sesame Seed.....	Kg	-	3.13	-	-	3.42	3.00	3.00	2.75	-	-	-	4.22
Sunflower.....	Kg	-	-	-	-	-	3.08	2.50	2.58	-	3.03	-	2.80
Castor Beans.....	Kg	-	-	-	-	-	-	-	-	-	-	-	-
Rape Seed.....	Kg	3.17	1.43	1.63	1.55	2.33	2.00	2.00	2.08	1.95	1.69	-	3.28
Ground Nut Shelled.....	Kg	5.00	-	-	4.50	4.33	5.00	-	3.83	4.50	4.50	-	-
PREPARED CEREAL PRODUCTS													
Spaghetti (Local) Without Egg....	Kg	7.00	7.00	6.67	4.75	7.00	5.00	7.00	7.00	7.00	6.33	6.33	6.50
Pastini.....	Kg	10.00	-	-	8.00	9.17	7.00	8.00	-	9.00	7.00	-	8.00
Macaroni (Local) Without Egg....	Kg	5.00	5.00	5.00	5.00	5.00	5.00	5.50	5.00	5.00	5.00	5.33	5.00
'Fafa' Flour.....	kg	-	9.00	9.50	9.00	-	10.00	8.00	-	9.00	-	-	7.50
'Dube' Flour.....	kg	-	-	7.50	5.00	-	5.50	4.92	-	5.08	3.00	-	-
BREAD AND OTHER PREPARED FOODS													
'Enjera' ('Teff' Mixed).....	325gm	.47	.32	.36	.41	.33	.37	.49	.48	.32	.52	.89	.43
'Dabo' (Traditional Ambasha)..	350gm	-	-	.35	-	-	-	-	.37	.38	.29	.80	-
'Dabo' (Traditional Sheleto)..	350gm	-	-	-	-	-	-	-	-	.36	.28	-	.36

Table 2 Group 4 :- (Cont'd) Average Retail Price of Goods and Services by Region and Selected Market Places

June 2002
Sene 1994

ITEM	UNIT	R E G I O N A N D M A R K E T P L A C E S											
		O R O M I Y A											
		Ghimbi	Dembi-dolo	Shambu	Nekemt	Bedete	Metu	Jimma	Agaro	Ambo	Weliso	Ejere	Fiche
P R I C E I N B I R R													
Bread Wheat (Bakery).....	350gm	.86	.57	1.01	1.12	1.17	.75	.91	1.00	.90	.94	1.05	.87
Biscuits	150gm	3.41	2.73	2.90	2.84	1.50	2.73	3.00	-	-	-	-	2.73
MEAT													
Beef	Kg	8.67	10.37	12.00	12.00	9.67	10.67	10.00	10.00	13.33	11.67	12.00	14.00
Camel Meat	Kg	-	-	-	-	-	-	-	-	-	-	-	-
FISH AND FISH PRODUCTS													
Fish Fresh.....	Kg	-	-	-	-	-	-	-	-	-	-	-	-
Sardines (Imported).....	125gm	-	-	-	5.00	-	6.50	6.00	-	6.00	2.68	-	-
DIARY PRODUCTS AND EGG													
Cow Milk (Unpasteurized).....	Lt	3.03	2.42	2.02	2.52	3.03	3.03	2.27	2.50	2.00	2.78	3.66	1.50
Cow Milk (pasteurized).....	Lt	-	-	-	-	-	-	-	-	-	-	-	-
Camel Milk.....	Lt	-	-	-	-	-	-	-	-	-	-	-	-
Goat Milk.....	Lt	-	-	-	-	-	-	-	-	-	-	-	-
Powdered Milk (Edget).....	450gm	-	-	-	-	-	-	-	-	-	-	-	-
Yoghurt (Traditional).....	Lt	3.03	3.33	-	6.00	22.80	17.50	27.75	15.67	24.33	-	-	-
Cheese Cottage.....	Kg	-	-	-	-	3.57	4.11	4.43	-	1.94	3.17	3.80	2.91
Egg (Traditional).....	Dozen	4.00	4.00	3.14	4.80	3.00	4.00	3.43	2.58	3.43	3.14	3.00	4.00
OILS AND FATS													
Butter Unrefined.....	Kg	16.00	13.63	17.33	16.67	16.33	16.00	18.00	18.00	17.03	22.03	33.92	20.00
Cooking Oil (Imported).....	Lt	11.08	10.71	11.94	9.45	12.17	11.00	10.00	12.00	10.00	10.33	12.83	9.84
Cooking Oil (Local).....	Lt	12.00	8.70	11.11	7.22	10.00	8.83	9.00	9.00	10.67	12.00	10.00	10.83

Table 2 Group 4 :- (Cont'd) Average Retail Price of Goods and Services by Region and Selected Market Places

June
Sene 2002
1994

ITEM	UNIT	R E G I O N A N D M A R K E T P L A C E S										
		O R O M I Y A										
		Ghimbi	Dembi-dolo	Shambu	Nekemt	Bedele	Metu	Jimma	Agaro	Ambo	Weliso	Ejere

P R I C E I N B I R R

VEGETABLES AND FRUITS
VEGETABLES (FRESH)

Ethiopian Kale.....	Kg	.26	.18	.22	.95	.22	.15	.34	.64	.69	.18	-	.61
Cabbage.....	Kg	-	.86	.54	.86	-	.71	.61	.85	.96	.65	-	-
Lettuce.....	Kg	-	1.60	-	-	-	-	2.01	-	-	1.76	-	-
Spinach.....	Kg	-	-	-	-	-	-	1.01	.54	-	.55	-	-
Carrot.....	Kg	-	1.10	1.42	1.67	-	2.35	1.55	1.47	2.31	1.29	2.43	.73
Tomatoes.....	Kg	-	-	1.42	1.98	1.79	-	4.07	2.10	2.16	-	1.50	1.29
Onions.....	Kg	3.00	3.63	3.00	2.72	2.14	3.13	3.41	3.23	2.02	.85	2.01	2.50
Garlics.....	Kg	8.00	10.53	-	4.43	8.37	8.84	10.07	8.03	13.10	5.84	11.67	11.20
Leaks.....	Kg	-	-	1.76	-	-	-	2.39	-	-	-	-	1.50
Pepper Green.....	Kg	3.74	.68	6.02	.84	1.28	2.83	2.52	1.77	2.27	2.15	4.25	3.16
Pumpkin.....	Kg	-	-	.18	.39	-	.30	.29	.47	-	.26	-	.33
Green Peas.....	Kg	-	-	-	-	-	-	2.98	-	.98	1.04	-	-
Beet Root.....	Kg	-	1.27	.73	1.40	-	1.45	.98	1.09	1.04	.54	1.54	.92
Cauliflower.....	Kg	-	-	-	-	-	-	-	-	-	1.14	-	-

FRUITS FRESH

Banana.....	Kg	1.06	2.00	1.83	.59	.67	.64	-	.57	3.00	2.50	2.06	1.65
Orange.....	Kg	-	-	-	-	1.29	.74	-	.40	3.50	3.50	-	1.44
Lemon.....	Kg	2.43	.52	3.20	1.50	2.93	2.17	1.78	1.37	2.00	.87	3.97	1.89
Tangerine.....	Kg	-	-	-	-	-	-	-	-	-	-	-	-
Papaya.....	Kg	.99	-	-	-	-	.42	.69	.37	3.00	.66	-	1.42
Grapes.....	Kg	-	-	-	-	-	-	-	-	-	-	-	-
Avocado.....	Kg	1.97	-	-	-	-	-	-	-	3.50	1.42	-	-
Mango.....	Kg	.98	.53	-	1.03	.65	.91	-	.50	3.00	1.18	-	2.97
Cactus.....	Kg	-	-	-	-	-	-	-	-	-	-	-	-

Table 2 Group 4 :-(Cont'd) Average Retail Price of Goods and Services by Region and Selected Market Places

June 2002
Sene 1994

ITEM	UNIT	R E G I O N A N D M A R K E T P L A C E S											
		O R O M I Y A											
		Ghimbi	Dembi-dolo	Shambu	Nekemt	Bedele	Metu	Jimma	Agaro	Ambo	Wellso	Ejere	Fiche
P R I C E I N B I R R													
SPICES													
Pepper Whole.....	Kg	5.89	4.29	5.00	3.58	3.17	2.83	4.00	3.00	5.00	5.00	5.83	6.00
Black Pepper(Local).....	Kg	15.00	-	-	-	-	-	-	-	-	27.78	-	-
Long Pepper(Local).....	Kg	15.00	10.00	12.00	12.00	12.50	-	8.00	-	-	11.57	-	10.00
White Cumin(Bishop's Weed)Local..	Kg	5.00	-	7.90	-	-	3.00	-	3.00	-	4.77	-	3.83
Black Cumin(Local).....	Kg	5.00	4.08	-	5.50	4.50	5.00	3.92	4.67	-	4.06	8.89	4.50
Ginger Dry(Local).....	Kg	-	-	-	-	-	-	-	-	7.00	3.49	-	3.00
Ginger Wet(Local).....	Kg	1.45	1.06	1.00	1.88	1.02	1.89	1.57	1.85	1.19	1.47	1.96	1.25
Cloves(Imported).....	Kg	65.00	112.50	100.00	-	-	120.00	110.00	110.00	120.00	100.00	-	115.00
Cinnamon(Imported).....	Kg	36.00	23.50	22.00	26.00	-	30.00	24.33	27.00	39.00	21.67	-	21.00
Cardamon(Local).....	Kg	-	25.00	-	-	35.00	25.00	28.00	31.67	36.67	30.55	-	32.00
Tumeric Flour(Local).....	Kg	3.00	2.83	3.00	3.08	3.33	3.67	2.92	2.50	-	2.95	-	4.00
Chillies Whole.....	Kg	10.02	5.84	-	5.05	3.67	3.50	3.92	4.50	7.00	6.00	-	6.50
Basil Dry.....	Kg	-	5.00	12.50	7.75	5.00	7.00	6.83	7.00	-	8.83	-	9.00
POTATOES, OTHER TUBERS AND STEMS													
Potato.....	Kg	1.05	.74	.56	1.09	1.75	1.10	.72	1.02	.61	.76	.75	1.39
Sweet Potato.....	Kg	-	-	-	1.26	-	-	.61	-	-	.81	-	.86
'Kocho' (Unprocessed).....	Kg	-	-	-	-	-	.93	1.00	1.30	1.00	.85	-	-
'Bula'.....	Kg	-	-	-	-	-	3.07	2.28	3.38	2.42	2.52	-	-
COFFEE, TEA, CHAT AND BUCK-THORN LEAVES													
Tea Leaves(Local).....	100gm	2.00	1.80	2.00	2.00	2.00	2.00	2.00	2.00	2.00	2.00	2.00	2.00
Coffee Whole.....	Kg	3.33	2.80	-	2.09	2.00	1.80	-	1.55	-	4.00	-	2.00
Coffee Beans.....	Kg	5.50	4.50	6.36	6.26	5.33	4.00	4.50	4.17	5.83	5.83	7.93	6.67
Coffee Leaves.....	Kg	-	-	-	-	-	-	-	-	-	-	-	-
Buck Thorn Leaves.....	Kg	-	2.10	5.29	-	1.67	2.05	1.64	1.95	4.55	2.31	-	4.17

Table 2 Group 4 :- (Cont'd) Average Retail Price of Goods and Services by Region and Selected Market Places

June
Sene 2002
1994

ITEM	UNIT	R E G I O N A N D M A R K E T P L A C E S											
		O R O M I Y A											
		Ghimbi	Dembi-dolo	Shambu	Nekemt	Bedele	Metu	Jimma	Agaro	Ambo	Weliso	Ejere	Fiche
P R I C E I N B I R R													
'Chat'.....	Kg	5.69	2.38	8.34	5.61	4.46	5.14	5.59	5.74	9.44	3.99	8.71	4.53
Malt-Barley.....	Kg	3.34	-	-	1.08	1.70	-	-	-	-	1.52	-	1.94
Malt-Wheat.....	Kg	-	-	-	-	-	-	-	-	3.13	1.41	-	2.00
OTHER FOOD ITEMS													
Salt.....	Kg	1.30	1.50	1.50	1.50	1.50	1.50	1.50	1.50	1.50	1.53	1.42	1.50
Sugar.....	Kg	4.50	5.00	4.50	4.50	4.83	5.00	4.75	4.75	4.50	5.79	4.83	4.50
Honey.....	Kg	-	-	-	10.00	10.00	8.00	10.00	10.00	10.77	18.85	10.76	12.33
Canned Tomato (Local).....	410gm	7.00	6.17	8.06	6.25	8.79	7.00	6.17	6.83	8.79	6.25	-	-
FOOD TAKEN AWAY FROM HOME													
Cup of Tea.....	No	.30	.40	.40	.40	.35	.35	.37	.30	.47	.43	.30	.40
Cup of Coffee.....	No	.50	.60	1.00	.70	.60	.50	.60	.40	.93	1.00	-	1.00
Cup of Milk.....	No	1.00	.80	1.00	.70	.73	.80	.73	.80	.93	1.00	-	1.00
'Key Wot Yebere'.....	One Meal	-	-	-	4.00	3.67	4.00	4.00	3.50	5.00	5.00	4.00	-
'Key Wot Yebeg/Yefyel'.....	One Meal	5.00	5.00	5.00	5.00	3.67	4.00	5.00	4.00	5.33	6.00	4.00	4.67
COST OF MILLING													
Cereals.....	100Kg	10.00	10.00	9.17	12.50	10.00	12.00	15.00	10.00	8.67	9.17	8.67	-
Pulses.....	100Kg	10.00	25.00	10.00	12.50	10.00	13.00	15.00	20.00	9.33	8.33	10.00	9.67
Pepper Whole.....	100Kg	100.00	100.00	50.00	75.00	50.00	43.33	125.00	60.00	60.00	-	75.00	50.00
BEVERAGES - NON ALCOHOLIC													
Ambo Mineral Water.....	500cc	2.00	2.00	2.00	2.00	2.00	2.00	2.00	2.00	1.50	1.50	2.00	1.58
Bure Mineral Water.....	500cc	-	-	-	-	-	-	-	-	-	-	-	-
Coca Cola/Fanta.....	300cc	2.00	2.00	2.00	2.00	2.00	2.00	2.00	2.00	1.92	1.83	2.00	1.92

Table 2 Group 4 :- (Cont'd) Average Retail Price of Goods and Services by Region and Selected Market Places

 June 2002
 Sene 1994

ITEM	UNIT	R E G I O N A N D M A R K E T P L A C E S											
		O R O M I Y A											
		Ghimbi	Dembi-dolo	Shambu	Nekemt	Bedele	Metu	Jimma	Agaro	Ambo	Welliso	Ejere	Fiche
P R I C E I N B I R R													
Pepsi Cola/Mirinda.....	300cc	2.00	2.00	2.00	2.00	2.00	2.00	2.00	2.00	1.92	1.83	2.00	1.59
BEVERAGES - ALCOHOLIC													
Araki (Local).....	900cc	20.00	23.00	25.67	24.33	27.00	27.33	25.33	30.50	28.67	38.12	23.67	25.00
Cognac (Local).....	900cc	20.00	-	-	-	-	28.00	25.00	-	-	25.00	-	35.00
Brandy (Local).....	900cc	20.00	-	-	-	-	-	25.00	-	28.67	25.00	-	-
Gin (Local).....	900cc	20.00	23.00	25.67	24.33	27.00	27.00	25.33	30.50	28.67	30.89	23.67	25.00
Saris Wine (Normal).....	750cc	7.00	12.00	-	12.00	-	8.33	12.00	-	5.67	10.67	6.00	5.50
'Katikalla'.....	Lt	5.56	4.44	4.07	6.06	5.25	5.56	6.76	5.97	10.00	5.55	9.33	7.83
Beer (Bedele).....	330cc	3.00	3.00	3.00	2.70	2.50	2.60	3.00	2.50	3.00	3.00	-	3.00
Beer (Harar).....	330cc	-	-	-	-	-	-	-	-	3.00	3.00	-	3.00
Beer (Meta Abo).....	330cc	3.00	-	3.00	3.00	-	3.33	3.00	-	3.00	3.00	3.33	3.00
'Tella'.....	Lt	.57	.83	.63	1.09	1.00	.56	.63	.59	.51	.56	.95	.67
'Tej' (Mead).....	Lt	2.22	2.78	2.22	2.22	2.22	1.95	1.56	2.67	2.50	2.10	1.87	1.90
CIGARETTES AND TOBACCO													
CIGARETTES													
Nyala.....	Packet	3.40	5.00	3.80	4.00	5.00	5.00	5.00	5.00	5.00	4.00	5.00	4.00
Gissila.....	Packet	1.00	-	1.18	1.00	2.50	-	2.00	2.00	1.50	1.00	1.50	1.33
Rothmans.....	Packet	8.50	10.00	7.75	6.27	10.00	12.00	10.00	10.00	8.00	8.67	10.00	7.33
TOBACCO													
'Gaya'.....	Kg	3.89	6.28	-	-	16.11	8.19	5.63	-	9.44	-	5.25	10.74
CLOTHING AND FOOT WEAR													

Table 2 Group 4 :- (Cont'd) Average Retail Price of Goods and Services by Region and Selected Market Places

June
Sene 2002
1994

ITEM	UNIT	R E G I O N . A N D M A R K E T P L A C E S										
		O R O M I Y A										
		Ghimbi	Dembi-dolo	Shambu	Nekemt	Bedele	Metu	Jimma	Agaro	Ambo	Weliso	Ejere
P R I C E I N B I R R												
CLOTHING												
Abujedid(Akaki/Bahir Dar)91cm. Meter	4.04	4.00	5.00	4.00	4.00	5.00	4.00	3.50	-	3.83	-	4.00
Abujedid(Komb./Arba Min.)150cm Meter	6.00	6.00	-	6.00	6.00	7.00	6.00	5.50	6.67	5.25	-	5.50
Khaki(S-10,000 Twil)110cm..... Meter	-	-	-	11.50	-	-	-	-	-	5.50	-	-
Khaki(Akaki)91cm..... Meter	-	-	-	-	7.00	-	-	-	-	-	-	-
Wool-England 100%..... Meter	-	-	-	-	-	-	-	-	-	-	-	-
Tetron(Arba Minch)..... Meter	24.00	-	-	14.50	-	-	-	-	-	-	-	-
Poplin(Dire Dawa)105cm..... Meter	9.33	6.00	7.00	6.00	6.00	10.00	6.00	6.00	-	23.33	27.33	24.00
Poplin(Komb./Arba Minch)150cm. Meter	12.00	12.00	12.00	10.50	10.67	12.33	11.00	10.00	-	-	-	-
Nylon(Mojo)..... Meter	10.33	-	10.00	10.00	10.33	12.00	10.00	-	10.33	11.67	-	11.00
Polyster(Arba Minch/Awasa).... Meter	-	-	-	-	-	-	-	-	-	9.50	8.83	8.67
Jersi..... Meter	16.00	-	14.00	12.00	-	-	-	-	-	25.00	14.67	-
Cotton..... Kg	3.20	-	5.00	4.17	-	-	-	-	-	15.50	-	-
HisufiMeter	-	-	-	-	-	-	8.00	7.00	6.00	5.75	-	5.17
Kefay Meter	-	-	20.00	23.50	-	33.00	20.67	19.67	17.33	-	-	27.00
												19.00
COST OF TAILORING												
Woolen Suit (Men)..... No	-	-	-	250.00	240.00	293.33	300.00	190.00	-	263.33	-	-
Khaki Suit (Men)..... No	-	-	-	30.00	41.67	41.67	45.00	33.33	-	53.33	-	-
Khaki Suit (Boys)..... No	-	-	-	16.67	21.67	23.33	31.67	26.67	-	43.33	-	-
Tateron Suit (Men) No	20.00	-	30.00	37.50	45.00	58.33	45.00	33.33	-	-	28.33	28.33
Tateron Suit (Boys) No	12.00	-	22.50	20.00	26.67	29.33	31.67	26.67	-	-	20.00	16.67
READY-MADE / FOR ADULTS												
'Netela'..... No	-	-	-	19.00	-	27.33	24.33	-	33.67	34.00	-	22.00
'Gabi'..... No	-	-	-	46.00	57.50	68.33	53.33	61.67	65.00	73.33	-	56.67

Table 2 Group 4 :-(Cont'd) Average Retail Price of Goods and Services by Region and Selected Market Places

June
Sene 2002
1994

ITEM	UNIT	R E G I O N A N D M A R K E T P L A C E S											
		O R O M I Y A											
		Ghimbi	Dembi- dolo	Shambu	Nekent	Bedele	Metu	Jimma	Agaro	Ambo	Weliso	Ejere	Fiche
P R I C E I N B I R R													
Shirts Long Sleeved (Local).....	No	35.33	-	-	36.50	-	29.33	26.67	-	-	34.33	-	25.00
Shirts Short Sleeved (Local).....	No	-	-	-	-	-	-	-	-	-	-	-	25.00
Shirts Long Sleeved (Imported)...	No	50.00	43.33	40.00	40.67	46.67	49.33	58.33	44.67	45.00	48.00	37.67	41.67
Shirts Short Sleeved (Imported)...	No	-	-	-	51.00	45.00	41.20	40.00	41.00	38.33	-	-	40.00
Socks (Cotton) Imported.....	Pair	7.67	5.67	6.50	8.67	6.33	9.00	7.67	7.33	6.67	6.00	-	10.00
Sweater (Local) Men.....	No	100.00	-	24.00	-	-	-	-	-	-	68.33	-	25.00
Sweater (Local) Women.....	No	-	-	-	-	-	-	-	-	-	43.00	-	25.00
Shash (Imported).....	No	11.67	7.67	8.67	10.33	14.50	13.67	7.33	7.33	8.67	8.67	12.67	20.00
Singlets (Local) White.....	No	15.67	9.33	10.00	11.33	9.33	10.00	10.67	10.00	-	12.67	-	10.50
Jeans Trouser.....	No	85.00	100.00	50.00	77.67	71.67	81.00	71.67	65.00	78.33	76.67	70.00	80.00
Woolen Suit.....	No	-	-	-	-	-	-	950.00	-	-	-	-	-
'Kemisna Netela'.....	No	156.67	-	146.67	70.00	71.67	101.67	125.00	71.67	100.00	125.00	-	120.00
Sweater-Men (Imported).....	No	-	-	-	106.67	91.67	-	96.67	91.67	100.00	93.33	-	105.00
Sweater-Women (Imported).....	No	-	-	-	-	-	-	-	-	-	-	-	-
Nylon Dress.....	No	-	-	-	-	-	-	-	-	-	95.00	-	-
Tetron Trouser.....	No	-	-	-	-	-	-	-	-	-	55.00	-	-
Leather Jacket.....	No	350.00	-	-	300.00	-	500.00	-	-	-	-	-	-
Under Wear China.....	No	15.00	-	12.33	13.33	-	-	-	-	13.67	13.67	-	14.50
Deriya	NO	-	-	14.50	15.50	12.22	-	-	-	-	-	-	-
Polyester Suit.....	No	-	-	-	-	-	-	-	-	-	-	-	-
Khaki Short	No	-	-	-	6.50	13.67	-	-	-	-	-	-	-
T-Shirts	No	33.33	23.33	11.00	37.67	27.67	29.33	37.33	22.67	30.00	-	21.67	35.00
Jogging Suit(sport tuta)	No	-	-	70.00	80.00	71.67	78.33	71.67	66.67	68.33	-	61.67	70.00
Khaki Jacket	No	133.33	-	-	120.00	86.67	-	103.33	96.67	95.00	-	-	110.00
Geldem	No	-	28.67	14.33	14.50	16.67	14.33	24.33	13.67	23.00	-	-	15.00

Table 2 Group 4 :-(Cont'd) Average Retail Price of Goods and Services by Region and Selected Market Places

June
Sene 2002
1994

ITEM	UNIT	R E G I O N A N D M A R K E T P L A C E S										
		O R O M I Y A										
		Ghimbi	Dembi-dolo	Shambu	Nekemt	Bedele	Metu	Jimma	Agaro	Ambo	Weliso	Ejere
P R I C E I N B I R R												
READY-MADE / FOR CHILDREN												
Sweater (Local) for Boys..... No	-	-	-	23.00	-	19.00	-	-	-	34.33	-	20.00
Socks (Imported) Cotton..... Pair	5.33	-	5.00	5.00	3.33	5.33	4.00	4.83	4.00	3.33	-	4.33
Jeans Trouser..... No	-	-	40.00	60.00	-	-	-	-	-	39.33	-	72.50
Shirt Long Sleeved(Imported)Boys. No	35.00	-	18.00	25.50	19.67	25.00	20.33	-	26.00	-	-	22.50
Sweater (England) for Girls..... No	-	-	-	-	-	-	-	-	-	-	-	-
Short for Boys..... No	-	-	-	4.00	9.67	-	5.00	-	3.17	-	-	-
Kemise(for children) No	63.33	-	31.67	57.50	41.67	-	46.67	-	47.50	-	-	53.33
FOOTWEAR (MEN AND WOMEN)												
Anbessa Leather Shoes Men(Local)Pair	76.67	100.00	60.00	85.00	71.67	-	98.33	85.00	95.00	87.33	64.67	130.00
Leather Shoes Men (Croft)..... Pair	-	161.67	-	121.67	110.00	-	153.33	108.33	118.33	115.00	-	125.00
Walking Shoes(imp.) Non-Leather Pair	-	-	-	91.67	-	-	121.67	65.00	96.67	76.67	28.33	93.33
Canvas Shoes (Local) Men..... Pair	23.67	-	24.00	24.00	-	24.67	20.00	22.33	23.00	-	-	24.00
Canvas Shoes (China) Men..... Pair	22.00	-	-	-	-	30.67	25.00	18.67	-	38.67	23.33	24.67
Plastic Shoes (Local) Women.... Pair	10.00	10.67	8.00	7.67	8.67	8.33	7.67	9.00	8.67	8.67	11.50	8.33
Slippers Sponge Adult (China).. Pair	10.33	-	-	-	7.00	-	7.00	7.00	-	-	-	7.00
Boots for Men Plastic (Local).. Pair	38.50	46.00	45.00	40.00	42.67	44.33	45.00	40.67	43.33	53.67	-	40.00
Sendel Plastic Shoes (Imp).... Pair	-	-	-	-	-	-	-	11.67	-	-	-	-
Cost of Mending Shoes sole(Men).Pair	-	-	-	-	32.50	35.00	19.33	15.50	17.67	-	-	25.00

Table 2 Group 4 :- (Cont'd) Average Retail Price of Goods and Services by Region and Selected Market Places

June
Sene 2002
1994

ITEM	UNIT	R E G I O N A N D M A R K E T P L A C E S											
		O R O M I Y A											
		Ghimbi	Dembi-dolo	Shambu	Nekemt	Bedele	Metu	Jimma	Agaro	Ambo	Weliso	Ejere	Fiche
		P R I C E I N B I R R											
CONSTRUCTION MATERIALS, WATER, AND FUEL AND POWER													
CONSTRUCTION MATERIALS													
Cement/Bag/(Local).....	50Kg	37.33	42.00	36.00	33.17	40.00	42.00	39.33	39.33	32.67	32.67	45.00	
Lime.....	Kg	.91	1.15	-	1.01	-	1.14	1.04	1.01	-	-	-	
Nail (7cm - 12cm).....	Kg	8.00	8.00	7.50	7.33	8.17	7.67	7.17	7.17	7.00	7.67	8.00	
Nail With Cape.....	Kg	12.83	12.00	11.00	9.33	12.00	10.50	10.33	10.00	10.00	10.00	10.00	
Corrugated Iron Sheet (.2mm).....	No	24.00	25.00	-	30.75	24.17	44.00	40.00	40.00	32.00	35.00	-	
Wood for House Construction ('Atana')..	No	1.50	-	-	-	4.50	-	3.50	-	-	3.33	-	
Wall Paints-Super (Fluid) Normal.....	4Kg	65.00	60.00	65.00	-	59.50	58.00	55.00	55.00	54.67	60.00	-	
Wall Paints-Super (Fluid) Plastic....	4Kg	98.33	90.00	110.00	-	91.00	88.00	87.33	85.33	89.33	91.00	58.00	
Coarse Aggregate Gravel.....	Meter Cube	-	-	-	-	-	-	265.90	-	-	91.00	95.00	
Hollow Concrete Block(20x20x40 cm Cube)No	-	-	-	-	3.00	-	4.45	-	-	2.20	-	-	
Bricks (25cm x 12cm x 6cm).....	No	-	-	-	-	-	-	.25	-	-	-	-	
Floor Board 4m Length.....	No	-	-	12.50	-	-	-	-	-	-	-	-	
Iron Pipe 6mt. (1/2 inch Wide) Local..	No	51.00	45.00	-	80.00	-	-	-	-	-	36.00	26.00	
Chipwood (125cm x 250cm x 8mm).....	No	-	-	-	90.00	-	-	65.67	-	69.33	-	75.00	
Sand.....	Meter Cube	-	-	47.87	71.88	45.00	47.50	111.43	-	79.33	-	-	
Gutter N# 32.....	Meter	35.00	-	-	14.00	-	-	-	16.50	12.00	-	-	
Window Glass (50cm x 50cm x 3mm).....	No	-	-	-	-	-	-	14.38	-	16.25	-	-	
Water Tanker (1meter cube).....	No	-	-	-	1600.00	-	-	602.33	580.00	1000.00	-	-	
Stone for House Construction..	Meter Cube	40.00	-	23.00	43.33	15.00	20.00	42.86	-	15.00	-	-	
Mega Paints.....	4Kg	-	60.00	65.00	59.33	-	58.00	55.00	55.00	-	-	24.67	
Tseday Paints.....	4Kg	-	-	-	-	-	-	-	-	-	-	58.00	
"Yewellel Nitaf"(Tile).....	No	-	-	-	-	-	-	2.60	-	-	-	-	
WATER													
Water.....	Meter Cube	-	18.00	9.55	7.18	1.55	12.00	10.68	3.77	7.18	4.44	5.56	5.00

Table 2 Group 4 :-(Cont'd) Average Retail Price of Goods and Services by Region and Selected Market Places

 June
Sene 2002
1994

ITEM	UNIT	R E G I O N A N D M A R K E T P L A C E S											
		O R O M I Y A											
		Ghimbi	Dembi-dolo	Shambu	Nekemt	Bedele	Metu	Jimma	Agaro	Ambo	Weliso	Ejere	Fiche

FUEL AND POWER

P R I C E I N B I R R

Fire Wood.....	Meter Cube	41.14	32.26	74.79	29.91	36.08	33.16	37.40	34.21	110.65	32.29	35.09	326.18
Charcoal.....	Kg	2.33	.50	1.26	1.31	.89	1.13	.99	.69	.85	.78	.18	.96
Dung Cake.....	Kg	-	-	-	-	-	-	-	.28	-	-	-	.17
Kerosine.....	Lt	2.18	2.50	3.03	2.13	2.25	2.24	2.15	2.15	2.05	2.05	2.25	2.05
Diesel.....	Lt	2.80	3.24	2.98	2.75	2.81	2.86	2.75	2.77	2.67	5.67	-	2.67
Electric.....	K.Watt	.36	-	.27	.42	.27	.27	.27	.27	.32	.27	-	.27
Matches.....	Box	.20	.35	.25	.20	.25	.25	.20	.25	.20	.20	.20	.20
Candles.....	No	1.00	.80	.90	.61	1.00	1.00	1.00	1.00	.90	1.00	1.00	.75
Buthane Gas (Shell).....	12.5 Kg	-	-	-	-	-	-	-	-	-	-	-	-
Eveready Drycell.....	No	1.80	1.83	2.00	1.92	-	2.00	1.92	-	1.88	-	1.75	2.00

FURNITURE, FURNISHING, HOUSEHOLD EQUIPMENT AND OPERATION
CHAIRS, TABLES, ETC.

Table Wanza (Machine made) Varnished..	No	-	166.67	155.00	146.67	-	155.00	186.67	-	333.33	243.33	-	300.00
Table Wanza (Hand made) Not Varnished..	No	116.67	-	-	-	-	-	-	85.00	-	-	-	-
Chairs Wanza (Machine Made) Varnished..	No	65.00	41.67	50.00	43.33	41.67	43.33	53.33	53.33	66.67	68.33	-	50.00
Chairs Wanza (Hand Made) Varnished....	No	-	46.67	-	-	-	-	-	41.67	-	-	-	-
Cupboard Wanza (2 doors) Varnished....	No	1033.33	850.00	700.00	540.00	700.00	883.33	850.00	810.00	1250.00	933.33	-	1100.00
Double Bed Wanza (120cm) Varnished....	No	393.33	450.00	350.00	500.00	346.67	333.33	343.33	-	687.50	333.33	-	575.00
Sofas (Complete).....	No	-	2500.00	-	-	-	-	3666.67	3500.00	1600.00	6000.00	-	2750.00
Book Shelves Wanza (3 Shelves) no Door	No	226.67	325.00	-	-	-	226.67	293.33	216.67	600.00	363.33	-	200.00
Chest of Drawer	No	-	-	-	-	433.33	440.00	500.00	340.00	-	-	-	-

FURNISHINGS & REPAIRS

Bed Sheet (Non-Patterned Bahir Dar)													
1.90m x 2.50m.....	Pair	55.00	46.67	43.50	49.33	51.00	50.00	43.33	47.00	46.67	40.67	-	50.00

Table 2 Group 4 :- (Cont'd) Average Retail Price of Goods and Services by Region and Selected Market Places

June
Sene 2002
1994

ITEM	UNIT	R E G I O N A N D M A R K E T P L A C E S											
		O R O M I Y A											
		Ghimbi	Dembi- dolo	Shambu	Nekemt	Bedele	Metu	Jimma	Agaro	Ambo	Weliso	Ejere	Fiche
		P R I C E I N B I R R											
Bed Sheet (Patterned Kombolcha) 1.90m x 2.50m.....	Pair	-	96.67	-	82.50	-	76.50	61.67	-	68.00	64.33	-	90.00
Bed Cover (Patterned Kombolcha).....	No	-	-	-	-	-	81.67	-	-	-	71.67	-	-
Blanket Woolen (Debre B.) 160cm x 220cm.....	No	85.00	76.67	80.00	80.00	80.00	78.67	-	80.00	80.00	85.67	-	80.00
Mattress-Sponge (A.A Foam) 120cm.....	No	323.33	-	-	336.25	320.00	310.00	298.33	80.00	-	-	-	365.00
Towel-Local (Kombolcha).....	No	-	-	-	13.50	-	-	12.00	12.67	10.00	8.67	14.33	8.00
EARTHEN WARE													
Water Pot.....	No	5.00	5.00	9.33	4.00	6.67	5.33	5.00	5.67	4.33	3.00	4.00	5.67
'Jebena' Medium Size.....	No	2.00	3.17	4.83	1.73	3.50	4.17	4.00	2.42	2.00	1.08	1.67	1.83
'Mitad' (Griddle of Clay).....	No	10.33	5.50	17.67	9.00	15.33	18.67	6.83	8.33	16.00	5.67	7.67	11.33
Local Stove '(Lakech)'.....	No	12.67	-	6.25	9.17	10.67	8.33	7.00	6.17	7.00	6.67	5.00	8.33
Cup for Coffee (China).....	No	1.00	1.25	1.15	1.03	1.00	1.25	1.00	6.17	7.00	6.67	5.00	8.33
Plate Clay (imported).....	No	3.50	4.00	4.00	-	4.67	4.67	4.00	1.07	1.25	1.00	1.00	1.25
STRAW, BAMBOO AND OTHERS													
'Sefed'.....	No	5.17	3.83	5.67	3.13	4.33	5.33	7.17	5.33	7.00	8.00	6.33	5.33
Sack 100Kg Capacity.....	No	-	-	-	8.10	-	5.00	-	-	-	7.33	-	-
METAL WARE													
Cooking Pan Medium (Local).....	No	32.00	36.67	29.00	25.33	28.00	30.67	27.00	24.67	24.00	17.67	24.00	32.33
Tray (Nickel) Medium N° 45 Local.....	No	-	-	-	-	-	-	-	-	-	-	-	-
Electric 'Mitad' Aluminium.....	No	-	-	-	-	-	-	-	-	-	-	-	16.67
Gas Stove (Kerosine) China.....	No	44.50	36.00	-	41.00	49.00	40.67	40.00	42.33	41.00	38.67	-	41.00
Refregator.....	No	-	-	-	-	-	-	3733.33	-	-	-	-	-

Table 2 Group 4 :-(Cont'd) Average Retail Price of Goods and Services by Region and Selected Market Places

June
Sene 2002
1994

ITEM	UNIT	R E G I O N A N D M A R K E T P L A C E S											
		O R O M I Y A											
		Ghimbi	Dembi- dolo	Shambu	Nekemt	Bedele	Metu	Jimma	Agaro	Ambo	Weliso	Ejere	Fiche
		P R I C E I N B I R R											
PLASTIC WARE (LOCAL MADE)													
Jerrycan (20 Litres).....	No	21.33	25.00	-	24.83	24.67	25.00	22.67	22.33	25.33	26.33	22.67	25.00
Bucket (20 Litres).....	No	16.33	15.33	16.00	15.83	16.33	16.00	15.00	15.33	16.00	16.67	16.33	15.33
GLASS WARE													
Glass for Tea (Durablex).....	No	3.50	3.00	3.00	3.08	3.08	3.50	3.00	3.00	-	3.00	-	-
OTHER HOUSEHOLD EQUIPMENT													
Kerosine Lamp.....	No	27.67	24.33	-	24.50	14.33	16.33	13.33	14.00	24.67	22.67	25.00	24.00
'Kuraz' Small Local Kerosine Lamp.....	No	.92	1.00	1.00	.75	1.00	1.00	1.00	1.00	.92	1.00	1.00	1.25
Flash Light.....	No	6.83	6.00	6.58	6.00	6.08	7.00	6.00	5.58	6.17	6.83	5.00	5.83
Electric Bulb Philips(40/60 Watt).....	No	-	-	-	-	2.50	2.50	2.50	2.33	-	2.50	2.17	-
HOUSEHOLD OPERATION													
Hard Soap (Local).....	200gm	-	1.33	1.78	1.55	1.60	1.33	1.42	1.33	1.33	1.33	1.47	1.47
Hard Soap (Imported).....	200gm	2.40	-	1.88	2.39	2.33	2.07	2.00	-	2.50	2.17	2.00	2.13
Detergent (Omo).....	50gm	2.14	-	1.50	1.04	1.00	-	1.50	.59	1.39	1.43	.68	1.43
Incense.....	Kg	-	5.00	5.00	5.00	7.83	5.00	6.00	6.00	5.00	11.11	-	6.33
Sandal Wood.....	No	.25	.20	.10	.25	.25	.25	.25	.25	.32	.25	.23	.20
Toilet Paper (Mamko).....	Roll	3.00	3.00	-	3.00	3.00	3.00	3.00	3.00	3.00	3.00	-	3.00
DRY CLEANING													
Dry Cleaning (Suit Men).....	No	-	-	15.00	14.50	15.00	-	15.00	16.00	13.50	-	-	-

Table 2 Group 4 :-(Cont'd) Average Retail Price of Goods and Services by Region and Selected Market Places

		R E G I O N A N D M A R K E T P L A C E S											
ITEM	UNIT	O R O M I Y A											
		Ghimbi	Dembi-dolo	Shambu	Nekemt	Bedele	Metu	Jimma	Agaro	Ambo	Weliso	Ejere	Fiche
		P R I C E I N B I R R											
DOMESTIC SERVICE													
Maid Servant.....	Month	30.00	28.33	20.00	23.33	38.33	43.33	38.33	28.33	25.00	38.33	-	20.00
Unskilled Service (Daily Laborer)....	Day	7.00	5.67	7.00	6.00	8.67	7.67	7.00	7.00	7.00	5.67	-	7.00
Salary for Guard	Month	70.00	53.33	-	-	85.00	56.67	53.33	86.67	33.33	-	-	36.67
MEDICAL CARE													
Ampicillin(250 mg) Local.....	56 Caps	-	17.80	-	14.00	16.40	18.00	-	14.00	16.80	16.53	-	16.80
Dichlorophine(500 mg) Local.....	6 Pills	1.50	1.25	-	1.50	-	-	-	-	-	-	-	-
Tetracycline(250mg) Local.....	56 Caps	14.93	9.20	7.00	9.33	9.16	10.00	9.33	7.00	8.40	7.00	9.60	11.73
Penicillin Injection(4 Mu. Local). Bottle		4.50	4.00	3.75	2.77	4.00	4.00	4.23	4.00	3.83	4.33	4.00	3.25
Chloramphenicol(250mg) Local.....	56 Caps	-	15.00	-	-	14.00	15.00	14.00	12.00	11.20	11.63	-	13.00
Dipron(500mg) Local.....	20 Pills	4.00	-	-	-	-	-	-	-	-	-	-	-
Cough Syrup (Berantine) Local.....	125cc	9.67	7.67	8.00	-	8.00	-	8.00	8.00	-	-	10.00	7.67
Bactrim(480mg) Local.....	30 Pills	-	6.70	-	-	6.00	-	-	4.50	-	5.65	-	8.79
Vermox(100mg) Local.....	12 Pills	-	4.43	-	2.00	3.33	-	-	2.00	-	3.83	2.00	3.00
Mezel(250mg) Local.....	30 Caps	9.17	3.75	3.75	5.00	5.17	4.50	4.13	3.57	3.00	4.83	5.15	5.90
Asprin (300 mg) Local.....	20 Pills	2.00	1.44	1.00	1.67	1.59	1.89	1.31	1.25	.80	2.25	3.43	2.00
OTHER MEDICAL EXPENSES													
Doctor's Fee (Government).....	per visit	1.00	1.00	1.00	1.00	-	1.00	.50	.50	1.67	1.00	-	1.00
Doctor's Fee (Private).....	per visit	4.67	5.00	-	10.00	5.00	5.00	13.33	5.00	6.67	5.00	-	5.25
Injection (Service Charge).....	Once	-	.50	.50	.50	1.00	1.00	1.00	1.00	.67	1.00	-	1.00
Laboratory Test Fee (Private).....	Once	7.00	5.00	-	4.00	4.00	5.00	4.00	5.00	3.67	-	-	3.00
Bed Charge (gov.).....	per day	-	6.00	2.00	2.50	-	2.00	4.00	-	2.00	-	-	3.00

Table 2 Group 4 :-(Cont'd) Average Retail Price of Goods and Services by Region and Selected Market Places

June
Sene 2002
1994

ITEM	UNIT	R E G I O N A N D M A R K E T P L A C E S										
		Ghimbi	Dembi-dolo	Shambu	Nekemt	Bedele	Metu	Jimma	Agaro	Ambo	Weliso	Ejere

P R I C E I N B I R R

TRANSPORT AND COMMUNICATION

TRANSPORT

Benzene.....	Lt	4.48	4.94	4.57	4.43	4.49	4.54	4.43	4.45	4.35	4.35	-	4.35
Motor Oil (Mobil).....	Lt	-	20.00	20.00	19.75	20.00	19.75	18.78	20.00	19.50	19.00	-	19.80
Car Washing and Greasing.....	No	-	-	-	35.00	35.00	-	19.00	25.00	27.50	37.50	-	25.00
Bus Fare (per km).....	Tarif	-	-	-	.09	.10	.10	.10	.09	.14	.08	.12	-
Bus Fare (within Town)	Trip	-	-	-	-	-	-	.25	-	-	-	-	-
Taxi Fare	Trip	1.00	-	-	.75	-	-	.70	-	.58	-	-	1.00
Air Plane (To Addis Ababa)	Trip	-	386.00	-	-	-	-	212.00	-	-	-	-	-
Animal Transport fare.....	Trip	-	10.00	9.00	-	-	-	-	-	-	-	-	-
Cart Fare.....	Trip	-	-	-	-	-	1.00	.50	1.00	-	1.00	-	1.00
Train Fare	Trip	-	-	-	-	-	-	-	-	-	-	-	-
Service Charge (Motor oil change)...	Once	-	-	-	-	-	-	-	-	-	-	-	-

COMMUNICATION

Telephone Charge (with town).....	Period	.40	.50	-	-	-	.20	.20	.20	.70	.20	-	.25
Telephone Charge to Addis Ababa.....	Period	2.80	3.75	2.30	2.65	2.70	3.25	2.70	2.70	2.05	2.05	2.05	2.05
Telephone Line Installation Charge..	Once	365.00	356.50	355.75	355.75	355.75	355.75	355.75	355.00	355.75	-	-	355.00

ENTERTAINMENT AND EDUCATION

EQUIPMENT AND ACCESSORIES

T.V. Set Philips 21 inch(Colored)....	No	-	-	-	3250.00	-	3500.00	3250.00	3500.00	-	-	-	-
Cassette Recorded Original(Local Music)No		13.00	-	12.00	12.00	13.00	11.67	13.00	13.00	12.00	12.00	-	12.00
Radio Set Philips 3 Band.....	No	-	155.00	150.00	167.50	122.50	101.67	156.67	-	-	-	-	85.00
Tape Recorder National (2 Speaker)....	No	-	-	-	245.00	-	276.67	493.33	-	283.33	-	-	-
Expense for Photograph(Passport size)4Pho		4.00	4.00	2.00	3.00	4.00	4.00	5.67	4.00	7.33	-	-	3.00

Table 2 Group 4 :- (Cont'd) Average Retail Price of Goods and Services by Region and Selected Market Places

June
Sene 2002
1994

ITEM	UNIT	R E G I O N A N D M A R K E T P L A C E S											
		O R O M I Y A											
		Ghimbi	Dembi-dolo	Shambu	Nekemt	Bedele	Metu	Jimma	Agaro	Ambo	Weliso	Ejere	Fiche
		P R I C E I N B I R R											
Newspaper (Addis Zemen).....	No	-	-	-	.50	.50	.50	.50	.50	.50	-	.50	
Theater Entrance Fee	Once	-	-	-	-	-	-	-	-	-	-	-	
EDUCATION													
Exercise Book (50 Leaves) Local.....	No	2.00	1.93	2.00	1.77	1.90	2.00	1.83	2.00	1.80	1.83	1.75	1.68
Pencil (China).....	No	.25	.22	.27	.22	.25	.25	.25	.22	.25	.20	.25	.20
Ball Point-Bic England.....	No	1.10	1.00	1.10	1.13	1.03	1.25	1.10	1.07	1.10	1.00	1.10	1.00
Day School Fee-Public(Grade 7 & 8)..Month	-	-	-	-	-	-	-	-	-	-	-	-	-
Day School Fee-Private(Grade 9-12)..Month	-	-	-	-	-	-	-	-	-	-	-	-	-
Night School Fee-Government(Gr.9-12)Month	22.00	20.00	-	16.00	-	17.50	17.00	15.50	12.50	-	-	-	12.00
School Uniform Fee	No	-	85.00	-	-	-	-	76.67	-	-	-	-	56.00
Night School Fee-Private(Grade9-12)..Month	-	-	-	-	-	-	-	-	-	-	-	-	-
PERSONAL CARE AND EFFECTS													
PERSONAL CARE													
Lux Toilet Soap.....	90gm	3.00	2.25	2.25	2.52	2.25	3.60	2.25	2.06	2.25	1.97	2.06	1.97
Blade-TOPAZ.....	No	.26	.20	.25	.20	.25	.25	.25	.25	.25	.25	.25	.25
Hair Dressing (Traditional).....	No	2.00	4.00	1.00	-	-	-	2.00	-	2.17	4.00	-	6.00
Hair Dressing (Modern).....	No	8.00	10.00	8.00	7.33	7.00	10.00	7.00	7.00	-	8.00	-	6.00
Barbery (Mens Hair Cut).....	No	4.00	3.00	2.00	3.00	3.00	4.00	4.33	3.00	2.33	2.83	3.00	2.33
Paraffin Hair Oil.....	330cc	8.00	7.67	9.53	8.62	8.00	8.67	7.50	7.50	7.33	8.00	8.00	7.50
Zenith Hair Oil.....	330cc	-	7.67	-	7.56	6.60	9.00	7.50	6.33	7.33	8.00	8.67	7.83
Shaving Machine (medium)	No	-	-	-	-	13.33	-	12.00	-	-	-	-	-
Perfume	CC	-	-	27.00	26.33	14.29	29.00	-	21.33	25.78	-	-	26.67
PERSONAL EFFECTS													
Umbrella-Men Medium (Local).....	No	28.33	19.33	24.00	25.50	20.33	27.33	21.67	-	25.67	34.33	24.33	22.00

Table 2 Group 4 :-(Cont'd) Average Retail Price of Goods and Services by Region and Selected Market Places

 June 2002
 Sene 1994

ITEM	UNIT	R E G I O N A N D M A R K E T P L A C E S											
		O R O M I Y A											
		Ghimbi	Dembi-dolo	Shambu	Nekemt	Bedele	Metu	Jimma	Agaro	Ambo	Weliso	Ejere	Fiche
				P R I C E I N B I R R									
Umbrella-Women Medium (Imported).....	No	20.33	21.67	19.33	22.67	20.00	21.33	18.67	21.00	18.00	22.67	18.33	21.00
Hand Bag (Imported Synthetic).....	No	-	-	-	127.50	-	-	93.33	-	-	103.33	-	-
Belt (Local) Machine Made.....	No	9.67	-	5.00	7.50	8.17	-	-	-	13.67	39.33	-	-
Belt (Local) Hand Made.....	No	2.50	-	-	-	2.50	-	2.67	-	-	-	-	-
JEWELLERY													
Seiko-21 Jewels Automatic (Men).....	No	-	-	-	-	-	-	-	-	-	-	-	-
Seiko-21 Jewels Automatic (Women).....	No	-	-	-	-	-	-	-	-	-	-	-	-
Earrings (4gm 18 carat Local).....	Pair	320.00	346.67	-	326.67	240.00	320.00	340.00	-	320.00	-	-	-
Neck Laces (6gm 21 carat Imported)....	No	-	-	-	-	-	594.00	570.00	-	-	-	-	-
Rings (4gm 18 carat Local).....	No	320.00	346.67	-	326.67	240.00	320.00	340.00	-	320.00	-	-	-
Bracelet 20gm (18 carat Local).....	No	-	1733.33	-	1600.00	-	1600.00	1700.00	-	-	-	-	-
LIVESTOCK AND DRAUGHT ANIMALS													
LIVESTOCK													
Sheep (10-15Kg).....	No	67.67	81.67	135.00	95.67	93.33	96.67	97.67	85.00	78.33	386.67	113.33	85.00
Goat (10-15Kg).....	No	53.33	51.00	81.67	72.50	53.00	61.67	-	73.33	50.00	65.00	75.00	55.00
Heifer (2-4 Years).....	No	340.00	270.00	-	325.00	204.00	306.67	270.00	213.33	-	543.33	205.00	343.33
Cow (4 Years and Above).....	No	593.33	525.00	-	462.50	331.00	416.67	373.33	400.00	-	766.67	411.67	550.00
Bull (2-4 Years).....	No	460.00	276.67	-	389.00	211.67	406.67	250.00	223.33	-	466.67	225.67	420.00
Ox (4 Years and Above).....	No	856.67	676.67	-	705.00	510.00	876.67	823.33	850.00	-	843.33	548.33	966.67
Hen (Indigenous).....	No	10.67	8.83	5.67	7.17	3.17	6.33	5.17	5.50	4.33	6.83	7.33	7.67
Cock (Indigenous).....	No	12.67	16.33	10.67	13.83	5.67	11.33	8.33	7.50	11.00	9.17	10.00	13.00
DRAUGHT ANIMALS													
Donkey.....	No	-	250.00	-	220.00	-	263.33	-	306.67	-	233.33	333.33	193.33
Horse.....	No	-	265.00	-	-	-	350.00	-	-	-	360.00	416.67	-

Table 2 Group 4 :-(Cont'd) Average Retail Price of Goods and Services by Region and Selected Market Places

June
Sene 2002
1994

ITEM	UNIT	R E G I O N A N D M A R K E T P L A C E S											
		O R O M I Y A											
		Ghimbi	Dembi- dolo	Shambu	Nekemt	Bedele	Metu	Jimma	Agaro	Ambo	Welliso	Ejere	fiche
Mule.....	No	-	-	-	-	-	875.00	-	-	-	960.00	-	-
P R I C E I N B I R R													
FARM EQUIPMENT (INDUSTRIAL PRODUCT)													
Sickel.....	No	9.33	7.50	-	7.75	6.00	8.67	8.00	8.67	17.00	17.67	-	10.00
Pick Axe ('Doma').....	No	18.67	-	-	19.00	-	21.33	25.00	-	20.00	19.50	-	20.00
'Gejera'.....	No	25.00	-	-	15.00	-	23.67	20.67	19.50	20.00	14.33	-	-
FARM EQUIPMENT (HAND MADE)													
'Mofer'.....	No	-	13.33	-	-	-	-	-	-	16.00	15.00	-	-
'Kember'.....	No	-	7.00	-	-	-	-	-	-	4.67	11.50	-	-
'Digr'.....	No	-	2.25	-	-	2.25	-	-	-	3.17	2.75	-	-
Plough.....	No	10.00	16.50	10.00	10.00	9.50	8.33	6.00	5.67	9.00	11.00	-	15.00
Sickel.....	No	5.67	-	5.25	2.00	-	-	2.50	2.17	4.33	3.25	-	3.25
'Wegel'.....	No	4.17	-	6.00	3.00	7.75	4.33	3.00	2.92	3.50	2.58	-	5.00
'Erfe '.....	No	-	1.67	-	-	-	-	-	-	2.17	-	-	-
MISCELLANEOUS GOODS AND SERVICES													
Coffin (Medium Quality).....	No	133.33	-	80.00	127.50	167.50	200.00	150.00	-	125.00	61.67	-	80.00
Charge for Money order	Once	10.00	2.65	1.60	1.65	2.65	1.00	1.65	1.65	5.07	-	-	.01
Charge for Visa (for person).....	No	-	-	-	-	-	-	-	-	-	-	-	-

Group 5

Market Places

(Nazareth, Shashemene, Diksise, Asela, Asebe Teferi, Bedessa, Alemaya, Boreda, Adaba, Robe, Hagere Mariam and Negele Borena.)

Table 1 Group 5 :- Average Retail Price of Goods and Services by Region and Selected Market Places

May 2002
Ginbot 1994

ITEM	UNIT	R E G I O N . A N D M A R K E T P L A C E S												OROMIYA AVERAGE
		O R O M I Y A												
		Nazareth	Shashe- mene	Diksisse	Asella	Asebe- Teferi	Bedessa	Alemaya	Boroda	Adaba	Robe	Hagere- Mariam	Negele- Borena	

P R I C E I N B I R R

CEREALS UNMILLED

'Teff' White	Kg	2.27	2.10	1.23	-	2.50	1.39	2.43	2.37	1.38	-	2.13	1.17	1.68
'Teff' Mixed.....	Kg	1.85	1.29	1.14	-	1.72	1.19	2.13	1.75	-	1.02	1.68	1.02	1.35
'Teff' Black (Red).....	Kg	1.26	1.19	1.09	-	1.48	-	1.63	1.28	1.23	1.19	1.39	-	1.18
Wheat White.....	Kg	1.06	1.18	1.19	-	1.35	1.50	1.50	1.20	.93	.90	1.16	1.26	1.13
Wheat Mixed.....	Kg	-	-	1.18	-	1.17	-	-	-	1.02	.93	1.16	-	1.00
Wheat Black.....	Kg	1.09	-	.96	-	1.13	1.04	1.35	1.13	.70	.82	1.05	-	1.02
Barley White.....	Kg	1.04	-	.57	-	1.15	1.39	1.50	1.45	.66	-	1.09	.91	1.04
Barley Mixed.....	Kg	-	-	.58	-	1.23	-	-	-	.71	.44	1.05	.96	.87
Barley Black.....	Kg	1.00	.99	.55	-	-	1.39	-	-	.61	.91	1.10	-	1.00
Barley for Beer.....	Kg	-	1.16	.83	-	1.50	-	-	-	.71	-	-	-	1.05
Maize.....	Kg	.57	.78	.60	-	.80	.54	.94	.78	.83	.52	.84	.76	.63
Durrah.....	Kg	-	.84	.53	-	-	.64	-	.98	.85	.57	-	-	.70
Sorghum Yellow.....	Kg	1.10	-	-	-	.89	-	1.50	-	-	-	-	-	.97
Sorghum White.....	Kg	-	1.17	-	-	1.00	1.07	-	-	-	-	-	-	.71
Sorghum Red.....	Kg	1.10	-	-	-	.90	.86	1.21	1.25	-	-	-	.90	.74
African Millet.....	Kg	-	1.15	-	-	1.46	.84	-	-	-	-	-	-	.90
Rice.....	Kg	5.00	4.83	-	-	5.00	3.92	3.75	3.42	5.00	5.00	4.47	4.50	4.71
Oats.....	Kg	-	-	-	-	-	-	-	-	.85	.77	-	1.73	1.67
Hulled Barley.....	Kg	-	-	-	-	-	-	-	-	-	-	-	-	2.30

CEREALS MILLED

'Teff' White.....	Kg	-	-	-	-	2.50	-	-	2.75	-	-	2.33	2.50	2.44
'Teff' Mixed.....	Kg	-	-	-	-	2.40	-	-	2.00	-	-	1.87	2.25	2.09
'Teff' Black (Red).....	Kg	-	-	-	-	2.25	-	-	2.00	-	-	1.63	-	1.84
Wheat White.....	Kg	-	-	-	-	1.60	2.00	2.00	1.58	-	-	1.40	-	1.71
Wheat Mixed.....	Kg	-	-	-	-	-	-	1.75	-	1.61	-	1.38	-	1.58
Barley White.....	Kg	-	-	-	-	-	-	-	-	-	-	-	-	-

Table 1 Group 5 :-(Cont'd) Average Retail Price of Goods and Services by Region and Selected Market Places

May
Ginbot 2002
1994

ITEM	UNIT	R E G I O N A N D M A R K E T P L A C E S											OROMIYA AVERAGE	
		O R O M I Y A												
		Nazareth	Shashe- mene	Diksise	Asella	Asebe- Teferi	Bedessa	Alemaya	Boroda	Adaba	Robe	Hagere- Mariam		Negele- Borena
P R I C E I N B I R R														
Barley Mixed.....	Kg	-	-	-	-	-	-	-	.92	-	-	2.44	2.40	
Maize.....	Kg	-	1.59	-	-	1.00	-	1.13	1.00	1.79	-	1.02	1.46	1.09
Oats.....	Kg	4.00	5.00	-	4.83	4.00	-	-	-	-	6.00	-	4.72	
Sorghum.....	Kg	-	-	-	-	1.25	-	-	-	-	-	-	1.12	
Durrab.....	Kg	-	-	-	-	-	-	-	-	-	-	-	.86	
Furno Duket' Locally Processed..	Kg	2.50	2.43	-	3.50	2.00	2.25	3.00	2.42	2.75	2.50	2.43	3.00	2.77
PULSES UNMILLED														
Horse Beans.....	Kg	1.24	1.64	.80	.84	1.20	1.39	1.75	1.32	1.07	.87	1.40	2.00	1.25
Peas White.....	Kg	1.87	-	-	1.52	1.67	-	-	-	-	1.33	1.87	3.25	1.70
Peas Black.....	Kg	-	2.11	-	1.17	-	-	-	1.33	-	-	1.67	2.50	1.76
Peas Mixed.....	Kg	1.35	-	-	-	1.40	1.39	1.75	-	1.20	1.05	1.67	-	1.43
Soya Beans.....	Kg	-	-	-	-	2.00	1.72	-	-	-	-	-	-	1.86
Chick Peas.....	Kg	2.00	2.11	3.34	1.54	1.80	1.41	2.25	1.92	1.50	1.46	1.69	2.06	1.79
Lentils.....	Kg	2.68	4.06	3.46	2.16	2.13	2.50	2.50	1.67	2.07	2.03	2.67	4.29	2.67
Haricot Beans.....	Kg	1.04	1.77	-	1.02	1.37	1.65	-	-	-	-	1.53	1.27	1.30
Lima Beans.....	Kg	-	-	-	-	-	1.72	1.55	1.53	-	-	.99	1.07	1.72
Vetch.....	Kg	.90	.97	.57	.58	1.12	1.04	1.15	1.20	.76	.83	-	1.50	.89
Fenugreek.....	Kg	4.00	4.63	3.53	2.70	3.75	3.83	4.00	3.50	3.27	3.64	4.27	6.55	4.02
PULSES MILLED OR SPLIT														
Horse Beans Milled.....	Kg	-	-	-	-	-	4.53	-	-	-	-	3.00	-	2.94
Peas Milled.....	Kg	-	-	-	3.92	-	-	5.33	5.71	3.83	4.33	5.33	-	4.57
Chick Peas Milled.....	Kg	-	-	-	-	-	-	-	-	-	-	-	-	-
Mixed Pulses Milled.....	Kg	4.00	-	1.41	3.17	3.42	-	-	-	3.50	-	3.00	4.00	3.21
Vetch Milled.....	Kg	-	2.28	-	-	3.42	4.29	-	-	3.00	-	-	-	2.51
Peas Split.....	Kg	3.50	4.85	4.00	3.17	4.00	3.00	3.50	2.83	4.00	3.33	2.33	4.63	3.47
Peas Split(Roasted).....	Kg	2.50	2.43	-	-	-	-	-	-	4.00	-	-	3.50	3.02

Table 1 Group 5 :-(Cont'd) Average Retail Price of Goods and Services by Region and Selected Market Places

May
Ginbot 2002
1994

ITEM	UNIT	R E G I O N A N D M A R K E T P L A C E S												OROMIYA AVERAGE
		O R O M I Y A												
		Nazareth	Shashe- mene	Diksise	Asella	Asebe- Teferi	Bedessa	Alemaya	Boroda	Adaba	Robe	Hagere- Mariam	Negele- Borena	
P R I C E I N B I R R														
Horse Beans Split(Roasted).....	Kg	2.50	2.08	-	-	-	-	-	-	-	2.50	2.13	-	2.35
Lentils Split.....	Kg	3.50	5.37	4.00	3.67	4.00	3.83	3.50	3.33	3.83	3.08	4.00	5.60	3.77
Vetch Split(Roasted).....	Kg	2.00	1.60	-	-	-	-	-	-	-	-	-	2.00	1.89
Chick Peas Split(Roasted).....	Kg	3.00	-	-	-	-	-	-	-	-	-	-	-	3.00
Fenugreek Milled.....	Kg	11.00	5.67	-	9.00	10.27	6.50	4.50	5.33	9.33	10.67	12.00	12.67	8.75
OIL SEEDS														
Niger Seed.....	Kg	4.17	6.53	4.62	2.00	3.00	2.78	8.33	-	2.89	2.95	3.83	-	3.02
Linseed White.....	Kg	-	-	-	5.23	-	-	-	-	-	-	-	6.55	5.62
Linseed Black.....	Kg	4.00	2.92	2.40	2.65	2.47	3.02	3.00	2.58	2.40	2.31	3.17	6.55	2.81
Sesame Seed.....	Kg	4.50	-	-	-	3.00	2.18	-	2.33	-	-	-	-	2.88
Sunflower.....	Kg	2.67	3.33	4.69	2.50	2.50	2.50	3.13	1.92	2.07	3.26	2.67	2.83	2.86
Castor Beans.....	Kg	-	.92	-	-	2.20	2.09	3.62	1.32	1.60	3.76	1.53	-	2.13
Rape Seed.....	Kg	2.83	2.11	4.17	2.12	2.00	1.50	2.92	1.62	2.50	3.00	2.80	6.84	2.51
Ground Nut Shelled.....	Kg	4.75	4.00	-	5.00	4.63	4.04	-	4.42	4.50	4.42	5.13	-	4.46
PREPARED CEREAL PRODUCTS														
Spaghetti (Local) Without Egg....	Kg	6.67	6.67	7.00	6.67	5.00	6.17	6.00	4.92	7.00	5.00	6.83	3.50	6.16
Pastini.....	Kg	8.00	8.00	-	9.00	16.00	4.00	7.00	-	8.00	9.00	-	8.00	7.99
Macaroni (Local) Without Egg....	Kg	5.25	5.50	5.17	5.50	5.00	5.00	5.17	5.00	5.08	5.00	4.93	5.33	5.10
'Fafa' Flour.....	kg	10.00	7.17	-	7.00	-	-	-	-	-	7.75	-	8.89	8.21
'Dube' Flour.....	kg	5.00	5.00	-	4.92	-	-	-	-	-	6.00	-	5.50	5.05
BREAD AND OTHER PREPARED FOODS														
'Enjera' ('Teff' Mixed).....	325gm	.46	.34	.37	.53	.64	.54	.62	.73	.52	.56	.45	.52	.51
'Dabo' (Traditional Ambasha)..	350gm	.69	.80	.48	.37	.90	-	-	-	.39	.57	.38	.87	.52
'Dabo' (Traditional Sheleto)..	350gm	.46	.73	.30	.36	.43	.30	.39	-	.31	.41	.41	.61	.40

Table 1 Group 5 :- (Cont'd) Average Retail Price of Goods and Services by Region and Selected Market Places

May
Ginbot 2002
1994

ITEM	UNIT	R E G I O N A N D M A R K E T P L A C E S												GROMITA AVERAGE
		O R O M I Y A												
		Nazareth	Shashe- mene	Diksise	Asella	Asebe- Teferi	Bedessa	Alemaya	Boroda	Adaba	Robe	Hagere- Mariam	Negele- Borena	
P R I C E I N B I R R														
Bread Wheat (Bakery).....	350gm	1.25	1.52	.83	1.20	1.05	.88	1.27	.85	.80	1.14	1.47	1.09	1.06
Biscuits	150gm	2.73	2.67	3.41	2.96	2.73	3.00	2.02	2.16	2.17	2.49	2.03	2.73	2.60
MEAT														
Beef	Kg	16.33	14.00	12.00	14.00	14.00	14.00	11.67	12.00	13.67	14.67	11.65	12.67	12.41
Camel Meat	Kg	-	-	-	-	14.00	-	-	-	-	-	10.19	10.00	10.92
FISH AND FISH PRODUCTS														
Fish Fresh.....	Kg	-	5.00	-	-	-	-	4.84	-	-	-	-	-	4.89
Sardines (Imported).....	125gm	5.50	6.17	-	-	5.00	5.63	5.63	7.78	-	5.50	-	5.00	5.96
DIARY PRODUCTS AND EGG														
Cow Milk (Unpasteurized).....	Lt	3.03	2.50	3.03	2.00	3.85	5.27	2.49	2.00	2.22	2.50	1.73	1.67	2.66
Cow Milk (pasteurized).....	Lt	-	-	-	-	-	-	-	-	-	-	-	-	-
Camel Milk.....	Lt	-	-	-	-	2.31	-	-	-	-	-	2.00	1.35	1.89
Goat Milk.....	Lt	-	-	-	-	-	-	-	-	-	-	-	-	-
Powdered Milk (Edget).....	450gm	28.00	-	-	24.67	-	-	-	-	-	-	24.67	20.00	22.51
Yoghurt (Traditional).....	Lt	7.14	3.70	-	4.43	4.17	5.67	5.49	-	3.82	5.00	4.72	4.72	4.22
Cheese Cottage.....	Kg	4.67	3.95	-	2.72	-	-	-	-	3.07	1.56	4.55	6.83	3.68
Egg (Traditional).....	Dozen	4.00	4.00	3.00	4.00	4.00	4.00	5.20	3.43	2.69	3.00	3.48	3.14	3.73
OILS AND FATS														
Butter Unrefined.....	Kg	22.83	22.00	14.33	22.00	22.73	27.50	25.00	12.00	19.75	22.33	20.00	14.95	19.98
Cooking Oil (Imported).....	Lt	10.00	9.72	8.92	10.00	11.00	-	7.86	7.50	10.67	10.67	10.22	9.44	9.92
Cooking Oil (Local).....	Lt	8.50	7.83	7.50	7.83	7.50	7.50	9.00	8.00	8.00	7.17	7.28	7.67	7.92

Table 1 Group 5 :- (Cont'd) Average Retail Price of Goods and Services by Region and Selected Market Places

May 2002
Ginbot 1994

ITEM	UNIT	R E G I O N A N D M A R K E T P L A C E S												DROMIYA AVERAGE
		O R O M I Y A												
		Nazareth	Shashe- mene	Diksise	Asella	Asebe- Teferi	Bedessa	Alemaya	Boroda	Adaba	Robe	Hagere- Mariam	Negele- Borena	
P R I C E I N B I R R														
VEGETABLES AND FRUITS														
VEGETABLES (FRESH)														
Ethiopian Kale.....	Kg	-	.27	.30	.62	.63	.86	.74	.98	.29	.54	.31	.60	.61
Cabbage.....	Kg	1.24	.95	.62	.80	-	.89	.65	-	.76	1.22	1.14	1.28	.92
Lettuce.....	Kg	-	-	-	-	-	1.93	.32	-	.29	-	-	-	1.41
Spinach.....	Kg	2.04	-	-	-	1.46	-	.45	-	-	-	-	-	1.20
Carrot.....	Kg	1.92	2.20	-	.83	-	-	1.03	-	1.21	1.86	1.39	-	1.51
Tomatoes.....	Kg	1.70	2.47	-	2.78	2.00	1.42	2.42	2.46	2.10	3.29	1.54	4.08	1.84
Onions.....	Kg	1.90	2.14	1.65	1.90	2.56	1.77	3.04	2.29	1.53	1.68	4.00	3.00	2.33
Garlics.....	Kg	8.84	8.84	12.26	5.74	-	8.49	10.50	3.31	7.67	9.70	8.00	-	8.43
Leaks.....	Kg	1.63	2.00	-	1.98	-	-	-	-	-	1.95	-	2.50	2.02
Pepper Green.....	Kg	6.84	2.87	3.40	1.60	4.72	2.05	2.59	2.80	3.16	2.66	1.33	2.52	2.82
Pumpkin.....	Kg	-	-	-	-	1.04	1.17	1.15	-	.62	.37	.83	1.01	.70
Green Peas.....	Kg	2.00	-	-	-	-	-	-	-	-	-	-	-	1.90
Beet Root.....	Kg	1.75	1.01	-	.51	1.97	1.05	.81	1.21	.57	.96	2.06	1.26	1.26
Cauliflower.....	Kg	-	-	-	-	-	-	-	-	-	-	-	-	-
FRUITS FRESH														
Banana.....	Kg	2.00	2.50	2.14	2.00	1.04	1.52	1.80	1.01	1.96	2.35	1.71	3.00	1.62
Orange.....	Kg	3.00	3.50	.77	3.00	-	1.39	-	-	2.52	1.48	1.22	3.00	2.14
Lemon.....	Kg	2.25	3.00	1.45	2.67	5.14	1.26	-	3.34	2.81	1.26	1.47	6.32	3.03
Tangerine.....	Kg	-	-	-	-	-	-	-	-	-	-	-	-	-
Papaya.....	Kg	2.50	2.00	-	1.83	2.83	1.29	-	-	-	-	-	-	-
Grapes.....	Kg	-	-	-	-	-	-	-	-	-	1.50	3.81	1.25	1.54
Avocado.....	Kg	2.92	2.33	-	-	-	-	-	-	-	-	-	-	-
Mango.....	Kg	2.00	3.67	-	2.42	3.64	-	2.06	-	2.11	3.77	1.18	4.36	2.54
Cactus.....	Kg	-	-	-	-	-	-	.43	-	2.74	4.17	1.67	3.71	1.99
										.21	.39			.35

Table 1 Group 5 :- (Cont'd) Average Retail Price of Goods and Services by Region and Selected Market Places

May 2002
Ginbot 1994

ITEM	UNIT	R E G I O N A N D M A R K E T P L A C E S											GROMIYA AVERAGE	
		O R O M I Y A												
		Nazareth	Shashe- mene	Diksise	Asella	Asebe- Teferi	Bedessa	Alemaya	Boroda	Adaba	Robe	Hagere- Mariam		Negele- Borena
P R I C E I N B I R R														
SPICES														
Pepper Whole.....	Kg	5.17	3.67	3.54	4.83	3.67	4.50	6.25	5.00	4.92	4.00	5.20	-	4.30
Black Pepper(Local).....	Kg	-	-	-	-	-	-	-	-	-	-	-	-	-
Long Pepper(Local).....	Kg	10.00	13.33	13.33	12.33	10.00	12.00	-	-	-	-	10.67	-	13.56
White Cumin(Bishop's Weed)Local..	Kg	5.67	3.52	6.67	5.00	4.67	3.88	6.50	10.00	20.00	12.67	13.33	-	12.29
Black Cumin(Local).....	Kg	5.67	8.12	5.67	5.00	6.00	4.50	7.00	6.67	7.83	5.33	-	13.89	5.38
Ginger Dry(Local).....	Kg	3.00	4.53	4.33	5.00	3.00	4.50	7.00	7.33	7.17	3.78	4.67	8.89	5.82
Ginger Wet(Local).....	Kg	1.42	1.00	1.50	1.50	2.00	1.95	4.45	4.33	6.82	3.00	-	4.00	4.01
Cloves(Imported).....	Kg	113.33	101.67	-	118.33	-	1.40	-	-	1.99	1.33	1.00	2.00	1.52
Cinnamon(Imported).....	Kg	24.00	21.67	-	23.67	-	115.00	-	-	60.00	128.33	121.67	-	112.62
Cardamon(Local).....	Kg	34.00	35.00	-	40.00	40.00	25.00	25.00	-	33.33	26.00	24.17	-	25.27
Tumeric Flour(Local).....	Kg	3.83	2.69	3.00	4.92	4.83	2.00	5.17	35.00	55.95	37.67	47.50	-	38.17
Chillies Whole.....	Kg	6.00	6.00	-	8.00	11.00	8.00	11.23	2.83	10.53	3.67	2.67	6.25	3.74
Basil Dry.....	Kg	8.00	4.77	10.00	9.33	8.67	8.00	6.94	-	11.50	-	5.50	4.55	6.67
										6.32	-	7.17	16.67	8.09
POTATOES, OTHER TUBERS AND STEMS														
Potato.....	Kg	1.14	.87	.61	.76	1.85	1.54	1.16	.76	.61	1.06	.85	1.50	.98
Sweet Potato.....	Kg	.92	-	-	-	.94	.69	-	.63	.80	.64	.68	1.13	.78
'Kocho' (Unprocessed).....	Kg	1.84	1.29	-	.73	-	-	-	-	1.23	2.39	.71	1.68	1.31
'Bula'.....	Kg	3.45	1.76	-	2.53	-	-	-	-	1.94	-	2.17	2.32	2.41
COFFEE, TEA, CHAT AND BUCK-THORN LEAVES														
Tea Leaves(Local).....	100gm	2.00	1.97	2.00	2.00	2.00	2.00	2.17	2.00	2.00	2.00	2.00	2.00	2.00
Coffee Whole.....	Kg	-	-	6.41	7.33	2.94	4.06	-	-	2.50	2.98	1.74	6.00	3.46
Coffee Beans.....	Kg	8.00	5.00	6.03	5.83	10.71	8.22	7.83	11.33	5.10	5.50	4.00	8.67	6.18
Coffee Leaves.....	Kg	-	-	-	-	9.72	4.47	5.00	-	6.25	3.28	-	-	5.66
Buck Thorn Leaves.....	Kg	4.01	3.85	6.41	2.52	2.08	4.94	-	2.23	1.86	4.42	5.60	3.55	3.06

Table 1 Group 5 :- (Cont'd) Average Retail Price of Goods and Services by Region and Selected Market Places

May 2002
Ginbot 1994

ITEM	UNIT	R E G I O N A N D M A R K E T P L A C E S											OROMIYA AVERAGE	
		O R O M I Y A												
		Nazareth	Shashe- mene	Diksisse	Asella	Asebe- Teferi	Bedessa	Alemaya	Boroda	Adaba	Robe	Hagere- Mariam		Negele- Borena
		P R I C E I N B I R R												
'Chat'.....	Kg	16.00	25.44	9.28	35.04	5.51	2.17	5.92	2.74	-	-	7.61	3.82	8.46
Malt-Barley.....	Kg	4.01	3.11	-	1.19	3.33	-	-	-	-	-	2.11	-	2.42
Malt-Wheat.....	Kg	4.00	2.97	-	-	-	-	-	-	-	4.14	2.97	-	2.46
OTHER FOOD ITEMS														
Salt.....	Kg	2.00	1.67	1.20	2.00	1.02	1.08	1.15	1.00	1.50	1.83	1.80	1.01	1.45
Sugar.....	Kg	4.50	4.50	4.58	4.75	4.58	4.92	4.42	4.50	4.92	4.75	4.87	6.55	4.77
Honey.....	Kg	16.67	19.33	15.00	19.33	19.00	22.33	30.00	18.67	8.91	9.33	10.00	12.00	13.61
Canned Tomato (Local).....	410gm	6.50	6.17	8.79	6.33	6.50	7.00	7.00	6.00	7.00	5.79	6.25	6.00	6.94
FOOD TAKEN AWAY FROM HOME														
Cup of Tea.....	No	.43	.47	.33	.40	.40	.33	.35	.45	.50	.47	.50	.50	.40
Cup of Coffee.....	No	.93	.83	.90	.80	1.00	.70	1.00	.50	.80	.97	.80	.93	.77
Cup of Milk.....	No	1.00	.93	1.00	.80	1.00	1.00	1.38	1.00	1.00	.97	1.00	1.00	.93
'Key Wot Yebere'.....	One Meal	5.00	5.00	-	4.67	-	-	5.00	-	3.67	5.00	4.33	4.00	4.37
'Key Wot Yebeg/Yefyel'.....	One Meal	5.00	5.67	4.00	5.00	5.00	3.50	5.33	5.00	3.83	5.00	5.00	4.67	4.68
COST OF MILLING														
Cereals.....	100Kg	12.00	16.00	10.00	10.00	10.00	10.00	11.67	11.67	9.00	10.67	15.00	15.00	11.26
Pulses.....	100Kg	12.00	10.00	5.00	10.00	10.00	10.00	40.00	10.00	10.00	10.00	25.00	15.00	14.21
Pepper Whole.....	100Kg	78.33	96.67	100.00	60.00	50.00	50.00	100.00	150.00	91.67	55.00	150.00	-	81.27
BEVERAGES - NON ALCOHOLIC														
Ambo Mineral Water.....	500cc	1.50	1.50	2.00	1.50	2.00	2.00	1.58	-	2.00	2.25	1.83	2.50	1.88
Bure Mineral Water.....	500cc	1.50	-	-	-	-	-	-	-	-	-	-	-	1.50
Coca Cola/Fanta.....	300cc	1.50	1.75	2.00	1.75	2.00	2.00	1.88	1.92	2.00	2.17	2.00	2.00	1.94

Table 1 Group 5 :-(Cont'd) Average Retail Price of Goods and Services by Region and Selected Market Places

May 2002
Ginbot 1994

ITEM	UNIT	R E G I O N A N D M A R K E T P L A C E S												OROMIYA AVERAGE
		O R O M I Y A												
		Nazareth	Shashe- mene	Diksise	Asella	Asebe- Teferi	Bedessa	Alemaya	Boroda	Adaba	Robe	Hagere- Mariam	Negele- Borena	
P R I C E I N B I R R														
Pepsi Cola/Mirinda.....	300cc	1.50	1.75	2.00	1.75	2.00	2.00	1.92	1.92	2.00	2.17	2.00	2.00	1.93
BEVERAGES - ALCOHOLIC														
Araki (Local).....	900cc	18.00	18.33	28.00	20.56	18.54	22.25	23.60	20.22	30.67	25.00	27.67	26.33	24.69
Cognac (Local).....	900cc	-	17.67	-	-	-	-	-	-	-	25.00	27.67	-	23.53
Brandy (Local).....	900cc	-	17.67	-	19.88	18.20	-	23.60	-	-	25.00	27.67	26.33	23.62
Gin (Local).....	900cc	18.00	17.67	28.00	20.22	18.54	22.25	23.60	20.22	30.67	25.00	27.67	26.33	24.59
Saris Wine (Normal).....	750cc	4.50	4.67	6.00	5.83	6.00	10.00	8.00	-	7.00	-	6.17	8.17	7.52
'Katikalla'.....	Lt	5.93	5.56	3.58	4.00	8.89	5.62	7.12	5.62	5.68	3.33	6.00	13.33	6.28
Beer (Bedele).....	330cc	2.92	3.00	-	-	3.00	-	-	-	3.00	3.50	3.00	3.50	2.96
Beer (Harar).....	330cc	2.92	3.00	3.00	3.00	3.00	3.00	2.60	2.75	3.00	3.50	3.00	3.50	3.02
Beer (Meta Abo).....	330cc	2.92	3.00	-	3.00	3.00	3.00	3.00	-	3.00	3.50	3.00	-	3.08
'Tella'.....	Lt	.67	.71	.67	.69	1.25	1.07	1.12	1.12	.61	1.11	1.00	1.02	.80
'Tej' (Mead).....	Lt	2.00	1.79	2.08	2.00	2.00	1.67	1.43	1.52	1.11	2.22	1.34	2.24	1.99
CIGARETTES AND TOBACCO														
CIGARETTES														
Nyala.....	Packet	4.00	4.00	4.00	4.00	-	-	-	4.00	3.42	3.25	4.00	4.00	3.93
Gissila.....	Packet	1.50	1.83	1.00	.97	-	1.00	-	1.00	1.00	1.25	-	-	1.14
Rothmans.....	Packet	10.00	8.00	8.00	8.00	7.00	7.50	6.67	-	8.00	7.17	10.00	10.00	8.44
TOBACCO														
'Gaya'.....	Kg	-	7.14	-	-	-	-	-	-	-	6.82	-	-	9.80
CLOTHING AND FOOT WEAR														

Table 1 Group 5 :- (Cont'd) Average Retail Price of Goods and Services by Region and Selected Market Places

May
Ginbot 2002
1994

ITEM	UNIT	R E G I O N A N D M A R K E T P L A C E S												OROMIYA AVERAGE
		O R O M I Y A												
		Nazareth	Shashe- mene	Diksisse	Asella	Asebe- Teferi	Bedessa	Alemaya	Boroda	Adaba	Robe	Hagere- Mariam	Negele- Borena	
P R I C E I N B I R R														
CLOTHING														
Abujedid(Akaki/Bahir Dar)91cm.	Meter	4.00	4.00	6.00	3.50	3.57	3.42	3.49	3.61	-	4.00	4.00	3.50	4.03
Abujedid(Komb./Arba Min.)150cm	Meter	5.50	6.00	7.00	5.00	4.00	-	-	-	6.00	5.67	6.00	6.00	5.90
Khaki(S-10,000 Twil)110cm.....	Meter	-	-	-	-	-	-	-	-	-	7.00	-	-	8.00
Khaki(Akaki)91cm.....	Meter	6.00	-	-	-	-	-	6.00	-	8.00	-	7.00	-	6.67
Wool-England 100%.....	Meter	-	-	-	-	-	-	-	-	-	-	-	-	-
Tetron(Arba Minch).....	Meter	-	-	-	14.00	-	-	-	-	-	-	-	-	19.00
Poplin(Dire Dawa)105cm.....	Meter	6.00	5.00	-	5.50	6.59	6.67	6.00	-	-	5.33	6.67	-	6.12
Poplin(Komb./Arba Minch)150cm.	Meter	10.00	10.67	-	10.33	-	-	-	-	11.00	10.67	10.83	12.00	11.03
Nylon(Mojo).....	Meter	9.00	-	9.33	-	-	-	-	-	-	7.33	11.83	12.50	9.71
Polyster(Arba Minch/Awasa)....	Meter	-	17.33	-	-	-	-	-	-	-	-	19.67	-	18.92
Jersi.....	Meter	-	-	10.67	-	-	-	17.33	-	-	-	-	-	14.29
Cotton.....	Kg	6.00	5.00	6.00	5.00	-	-	-	-	5.00	5.67	5.01	-	5.27
Hisufi	Meter	-	-	25.00	-	-	-	-	-	15.67	28.67	20.33	-	22.85
Kefay	Meter	-	27.33	17.33	-	-	-	36.67	-	19.00	30.67	22.67	28.00	23.50
COST OF TAILORING														
Woolen Suit (Men).....	No	283.33	260.00	-	276.67	300.00	-	-	-	-	233.33	258.33	-	269.44
Khaki Suit (Men).....	No	53.33	43.33	26.67	41.67	-	-	-	-	40.00	43.33	53.33	-	42.84
Khaki Suit (Boys).....	No	35.00	-	12.33	26.67	-	-	-	-	20.00	25.00	43.33	-	27.64
Tateron Suit (Men)	No	65.00	70.00	38.33	75.00	100.00	-	30.00	-	50.00	50.00	53.33	-	47.31
Tateron Suit (Boys)	No	36.67	-	16.67	36.67	60.00	-	20.00	-	29.00	26.67	43.33	-	26.85
READY-MADE / FOR ADULTS														
'Netela'.....	No	26.67	29.33	-	26.00	-	-	-	21.00	32.67	25.67	13.67	-	26.14
'Gabi'.....	No	51.67	63.33	62.00	57.67	-	-	-	-	65.00	51.25	58.33	-	59.55

Table 1 Group 5 :-(Cont'd) Average Retail Price of Goods and Services by Region and Selected Market Places

May 2002
Ginbot 1994

ITEM	UNIT	R E G I O N A N D M A R K E T P L A C E S												DROMIYA AVERAGE
		O R O M I Y A												
		Nazareth	Shashe- mene	Diksise	Asella	Asebe- Teferi	Bedessa	Alemaya	Boroda	Adaba	Robe	Hagere- Mariam	Negele- Borena	
P R I C E I N B I R R														
Shirts Long Sleeved (Local).....	No	34.33	29.33	34.67	25.33	-	-	-	-	-	-	23.33	-	29.59
Shirts Short Sleeved (Local).....	No	24.67	-	-	-	-	-	-	-	-	-	19.33	-	22.00
Shirts Long Sleeved (Imported)...	No	51.67	58.33	39.33	43.33	51.67	45.00	21.33	17.00	40.00	40.00	40.00	68.33	45.10
Shirts Short Sleeved (Imported)...	No	41.67	51.67	-	-	41.67	-	-	-	25.00	50.00	33.33	58.33	43.60
Socks (Cotton) Imported.....	Pair	9.00	11.67	6.00	-	6.00	-	-	3.17	5.33	6.00	4.67	10.67	6.91
Sweater (Local) Men.....	No	-	-	37.67	26.67	-	-	-	-	-	-	28.33	22.50	36.13
Sweater (Local) Women.....	No	-	-	-	-	-	-	-	-	-	-	-	-	36.43
Shash (Imported).....	No	12.33	4.67	11.67	11.33	7.67	9.33	10.33	5.33	11.67	15.00	10.00	18.67	11.31
Singlets (Local) White.....	No	11.00	-	9.00	-	4.00	-	-	-	10.00	-	8.67	15.00	10.22
Jeans Trouser.....	No	75.00	96.67	75.00	79.33	74.00	80.00	50.00	48.33	65.00	75.00	71.67	101.67	75.97
Woolen Suit.....	No	-	-	-	-	-	-	-	-	-	-	-	-	950.00
'Kemisna Netela'.....	No	143.33	126.67	113.67	111.67	95.00	145.00	-	65.00	125.00	170.00	81.67	105.00	118.06
Sweater-Men (Imported).....	No	103.33	-	-	75.00	85.00	-	-	-	76.67	113.33	90.00	123.33	95.68
Sweater-Women (Imported).....	No	78.33	76.00	-	45.67	57.33	-	60.00	-	-	33.33	65.00	86.67	59.55
Nylon Dress.....	No	-	-	-	-	-	-	-	-	-	-	25.00	-	59.00
Tetron Trouser.....	No	-	-	-	-	29.00	-	58.33	-	-	-	27.33	-	48.67
Leather Jacket.....	No	-	-	-	555.00	-	-	-	-	-	-	-	-	421.00
Under Wear China.....	No	15.33	15.67	12.67	13.00	14.00	-	-	-	13.67	15.00	15.00	14.33	14.00
Deriya	NO	27.22	-	-	10.34	-	-	22.78	21.45	13.33	12.22	-	-	16.15
Polyester Suit.....	No	-	-	-	-	-	-	-	-	-	-	85.00	-	85.00
Khaki Short	No	-	-	-	-	25.00	-	-	-	-	-	19.00	-	16.57
T-Shirts	No	41.67	33.33	-	26.00	34.33	17.00	35.00	-	24.33	32.67	31.67	51.67	30.23
Jogging Suit(sport tuta)	No	88.33	93.33	64.00	68.33	81.67	81.00	70.00	75.00	65.00	73.33	73.33	103.33	76.56
Khaki Jacket	No	95.00	113.33	91.67	105.00	-	-	-	-	82.50	-	93.33	93.33	109.25
Geldem	No	22.00	20.33	14.67	29.33	20.67	-	29.00	20.67	15.00	-	25.67	26.67	20.62

Table 1 Group 5 :-(Cont'd) Average Retail Price of Goods and Services by Region and Selected Market Places

May 2002
Ginbot 1994

ITEM	UNIT	R E G I O N A N D M A R K E T P L A C E S											OROMIYA AVERAGE	
		O R O M I Y A												
		Nazareth	Shashe- mene	Diksise	Asella	Asebe- Teferi	Bedessa	Alemaya	Boroda	Adaba	Robe	Hagere- Mariam		Negele- Borena
P R I C E I N B I R R														
READY-MADE / FOR CHILDREN														
Sweater (Local) for Boys.....	No	17.67	-	-	19.33	-	-	10.00	-	22.67	-	19.00	-	16.30
Socks (Imported) Cotton.....	Pair	3.83	5.50	3.33	-	3.33	-	-	2.17	2.67	3.67	3.83	6.00	4.10
Jeans Trouser.....	No	45.00	-	-	-	-	-	-	-	-	50.00	31.67	80.00	52.65
Shirt Long Sleeved(Imported)Boys.	No	28.33	28.33	-	-	-	-	-	-	25.00	35.00	26.00	30.67	26.20
Sweater (England) for Girls.....	No	-	-	-	-	-	-	-	-	-	-	43.33	76.67	56.88
Short for Boys.....	No	-	-	-	-	15.00	-	-	-	-	-	11.00	-	9.00
Kemise(for children)	No	22.33	83.67	-	-	61.67	42.67	-	39.33	31.67	75.00	55.00	71.67	52.83
FOOTWEAR (MEN AND WOMEN)														
Anbessa Leather Shoes Men(Local)Pair		93.33	153.33	62.67	91.67	43.33	101.67	-	56.67	93.33	100.00	86.67	113.33	89.56
Leather Shoes Men (Croft).....	Pair	-	178.33	80.00	101.67	-	100.00	-	-	120.00	113.33	120.00	126.67	113.84
Walking Shoes(Imp.) Non-Leather	Pair	-	116.67	-	120.00	83.33	-	71.00	-	75.00	93.33	80.00	106.67	88.67
Canvas Shoes (Local) Men.....	Pair	17.67	-	22.33	20.33	-	23.67	-	-	24.00	-	24.67	-	22.41
Canvas Shoes (China) Men.....	Pair	19.67	20.33	28.00	-	25.00	26.00	20.67	21.33	23.00	24.67	32.67	-	25.18
Plastic Shoes (Local) Women....	Pair	9.33	7.67	10.00	9.17	8.00	9.00	8.83	7.67	10.67	11.17	9.00	10.83	9.24
Slippers Sponge Adult (China)..	Pair	7.00	7.00	8.00	8.17	8.67	9.00	7.00	7.67	6.67	6.33	7.00	7.67	7.66
Boots for Men Plastic (Local)..	Pair	32.67	43.67	51.67	44.33	-	45.67	-	-	40.33	40.67	37.33	-	43.28
Sendel Plastic Shoes (Imp.)....	Pair	-	10.00	-	10.33	-	-	12.00	-	-	-	-	-	11.00
Cost of Mending Shoes sole(Men).Pair		25.00	24.33	-	18.67	25.00	-	-	-	25.00	25.00	18.67	16.67	22.03

Table 1 Group 5 :- (Cont'd) Average Retail Price of Goods and Services by Region and Selected Market Places

May
Ginbot 2002
1994

ITEM	UNIT	R E G I O N A N D M A R K E T P L A C E S											DROMIYA AVERAGE
		O R O M I Y A											
		Nazareth	Shashe- mene	Diksisse	Asella	Asebe- Teferi	Bedessa	Alemaya	Boroda	Adaba	Robe	Hagere- Mariam	

P R I C E I N B I R R

CONSTRUCTION MATERIALS, WATER, AND
FUEL AND POWER

CONSTRUCTION MATERIALS

Cement/Bag/(Local).....	50Kg	30.00	32.00	-	33.33	34.00	37.00	-	45.00	36.67	34.33	37.17	41.33	36.21
Lime.....	Kg	.91	.80	-	-	1.06	1.20	-	1.21	-	-	1.03	2.00	1.05
Nail (7cm - 12cm).....	Kg	7.00	7.00	8.00	10.00	-	8.00	8.00	7.83	8.00	7.33	7.00	9.33	7.75
Nail With Cape.....	Kg	10.00	10.00	10.00	10.00	10.00	12.00	-	-	10.67	9.67	11.00	11.33	10.52
Corrugated Iron Sheet (.2mm).....	No	43.50	43.00	-	-	24.50	26.00	-	-	29.17	23.00	24.75	24.00	30.32
Wood for House Construction ('Atana')..	No	-	-	-	3.50	-	-	-	-	3.67	-	4.17	-	3.29
Wall Paints-Super (Fluid) Normal.....	4Kg	58.00	-	-	54.67	60.00	60.00	60.00	-	58.67	57.00	56.67	63.67	58.99
Wall Paints-Super (Fluid) Plastic....	4Kg	88.00	-	-	85.33	90.00	95.00	90.00	-	104.00	90.00	88.00	93.67	91.35
Coarse Aggregate Gravel.....	Meter Cube	79.00	-	-	-	-	-	-	-	-	-	-	-	194.02
Hollow Concrete Block(20x20x40 cm Cube)No		-	2.00	-	2.28	2.65	-	2.50	-	-	2.50	-	2.50	2.70
Bricks (25cm x 12cm x 6cm).....	No	-	-	-	-	-	-	-	-	-	1.20	1.40	-	1.27
Floor Board 4m Length.....	No	52.67	12.67	-	42.67	-	-	-	-	22.67	-	-	57.50	31.57
Iron Pipe 6mt. (1/2 inch Wide) Local..	No	63.33	-	-	41.67	85.00	42.50	-	-	-	-	-	55.00	59.30
Chipwood (125cm x 250cm x 8mm).....	No	75.67	78.67	-	-	82.50	-	-	-	-	-	-	-	79.80
Sand.....	Meter Cube	95.60	-	-	35.27	-	-	-	-	-	-	52.78	-	59.85
Gutter N# 32.....	Meter	24.00	26.33	-	-	-	-	-	-	-	-	20.00	-	20.36
Window Glass (50cm x 50cm x 3mm).....	No	12.67	12.00	-	15.75	-	-	-	-	-	20.00	35.00	-	15.98
Water Tanker (1meter cube).....	No	516.67	925.00	-	-	1000.00	-	-	-	-	-	460.00	-	720.47
Stone for House Construction..	Meter Cube	-	-	-	24.00	-	-	-	-	-	-	49.85	-	29.41
Mega Paints.....	4Kg	58.00	58.00	-	-	60.00	60.00	-	-	-	57.00	57.00	62.00	58.63
Tseday Paints.....	4Kg	58.00	58.00	-	-	-	-	-	-	-	90.00	57.00	-	59.13
"Yewellel Nitaf"(Tile).....	No	-	-	-	-	-	-	-	-	-	-	-	-	2.60

WATER

Water.....	Meter Cube	6.67	7.35	.45	3.03	6.88	9.17	8.85	8.33	3.67	4.42	12.50	12.50	6.85
------------	------------	------	------	-----	------	------	------	------	------	------	------	-------	-------	------

Table 1 Group 5 :-(Cont'd) Average Retail Price of Goods and Services by Region and Selected Market Places

May
Ginbot 2002
1994

ITEM	UNIT	R E G I O N A N D M A R K E T P L A C E S												OROMIYA AVERAGE
		O R O M I Y A												
		Nazareth	Shashe- mene	Diksisse	Asella	Asebe- Teferi	Bedessa	Alemaya	Boroda	Adaba	Robe	Hagere- Mariam	Negele- Borena	
P R I C E I N B I R R														
FUEL AND POWER														
Fire Wood.....	Meter Cube	43.53	-	38.35	39.32	36.08	65.56	166.08	29.93	11.69	-	9.79	27.89	48.61
Charcoal.....	Kg	.96	.70	1.28	.65	1.08	1.39	1.07	1.12	.72	1.02	.73	.61	.90
Dung Cake.....	Kg	.41	-	.11	-	-	-	-	-	-	.23	-	-	.23
Kerosine.....	Lt	1.96	2.04	3.03	1.99	1.85	1.86	1.78	2.08	2.06	2.12	2.12	2.20	2.19
Diesel.....	Lt	2.58	2.66	3.79	-	2.47	2.48	2.40	2.75	2.68	2.74	2.74	2.82	2.79
Electric.....	K.Watt	.27	.27	-	.27	-	-	.27	-	-	-	-	.27	.31
Matches.....	Box	.20	.20	.25	.25	.25	.25	.25	.25	.22	.20	.20	.25	.22
Candles.....	No	.90	.93	1.00	1.00	1.00	1.00	1.00	.67	1.00	1.00	1.00	1.00	.94
Buthane Gas (Shell).....	12.5 Kg	-	-	-	-	-	-	-	-	-	-	-	-	-
Eveready Drycell.....	No	1.92	1.63	2.00	2.00	-	-	1.67	-	1.92	1.79	4.00	2.00	1.98
FURNITURE, FURNISHING, HOUSEHOLD EQUIPMENT AND OPERATION														
CHAIRS, TABLES, ETC.														
Table Wanza (Machine made) Varnished..	No	263.33	326.67	400.00	323.33	393.33	500.00	-	-	200.00	193.33	276.67	-	233.80
Table Wanza (Hand made) Not Varnished.	No	-	-	-	210.00	-	-	-	-	-	-	193.33	-	157.31
Chairs Wanza (Machine Made) Varnished.	No	75.00	43.33	40.00	53.33	45.00	50.00	-	-	52.50	91.67	46.67	-	55.04
Chairs Wanza (Hand Made) Varnished....	No	-	-	-	43.33	-	-	-	-	40.00	-	35.00	-	46.88
Cupboard Wanza (2 doors) Varnished....	No	1063.33	1033.33	900.00	1243.33	1133.33	1000.00	-	-	1200.00	1000.00	750.00	1700.00	1027.45
Double Bed Wanza (120cm) Varnished....	No	660.00	450.00	300.00	560.00	793.33	600.00	390.00	-	375.00	600.00	376.67	625.00	453.15
Sofas (Complete).....	No	3166.67	3233.33	2500.00	3526.67	3500.00	-	-	-	2800.00	-	2766.67	-	3022.92
Book Shelves Wanza (3 Shelves) no Door	No	466.67	266.67	150.00	333.33	343.33	250.00	-	-	175.00	300.00	206.67	-	273.15
Chest of Drawer	No	660.00	566.67	400.00	523.33	700.00	-	-	-	510.00	400.00	500.00	800.00	519.03
FURNISHINGS & REPAIRS														
Bed Sheet (Non-Patterned Bahir Dar)														
1.90m x 2.50m.....	Pair	47.33	50.00	53.67	47.33	-	44.00	-	-	-	48.33	40.67	50.00	47.96

Table 1 Group 5 :-(Cont'd) Average Retail Price of Goods and Services by Region and Selected Market Places

May
Ginbot 2002
1994

ITEM	UNIT	R E G I O N A N D M A R K E T P L A C E S												OROMIYA AVERAGE
		O R O M I Y A												
		Nazareth	Shashe- mene	Diksisse	Asella	Asebe- Teferi	Bedessa	Alemaya	Boroda	Adaba	Robe	Hagere- Mariam	Negele- Borena	
P R I C E I N B I R R														
Bed Sheet(Patterned Kombolcha)														
1.90m x 2.50m.....	Pair	82.00	85.00	-	57.00	-	-	-	-	-	60.00	64.33	65.00	75.62
Bed Cover(Patterned Kombolcha).....	No	-	-	38.67	-	-	-	-	-	-	50.00	51.67	-	75.74
Blanket Woolen(Debre B.)160cm x 220cm.	No	75.67	79.33	105.00	74.33	82.50	74.67	79.33	79.33	84.00	-	92.67	75.00	81.32
Mattress-Sponge (A.A Foam) 120cm.....	No	280.00	290.00	-	313.33	310.00	295.00	290.00	-	320.00	303.33	310.00	300.00	306.19
Towel-Local (Kombolcha).....	No	10.00	10.50	-	-	-	-	-	-	-	10.00	14.33	-	12.21
EARTHEN WARE														
Water Pot.....	No	7.33	5.00	3.08	3.25	5.33	-	-	14.00	2.33	5.67	6.00	-	5.42
'Jebena' Medium Size.....	No	3.08	3.00	1.33	1.75	3.00	3.67	4.00	3.00	.92	1.50	4.00	4.00	2.63
'Mitad' (Griddle of Clay).....	No	12.67	8.67	13.33	11.00	4.00	9.33	5.00	11.33	21.67	14.67	10.33	14.00	11.86
Local Stove '(Lakech)'	No	7.00	5.83	8.33	6.67	6.00	6.00	12.00	6.67	-	-	9.67	6.33	7.43
Cup for Coffee (China).....	No	1.00	1.20	1.25	1.00	1.25	-	1.00	1.25	1.08	1.00	1.08	1.50	1.12
Plate Clay (imported).....	No	7.67	5.17	-	4.00	4.00	8.00	-	-	3.92	5.00	5.00	4.67	4.60
STRAW, BAMBOO AND OTHERS														
'Sefed'.....	No	6.67	7.33	5.25	5.17	6.17	7.50	8.00	7.33	10.00	13.33	5.83	8.00	6.76
Sack 100Kg Capacity.....	No	7.00	5.33	-	-	7.50	-	-	-	-	-	5.33	6.00	6.42
METAL WARE														
Cooking Pan Medium (Local).....	No	20.67	25.00	35.33	29.33	33.33	38.33	-	30.00	26.00	33.67	36.67	40.00	28.94
Tray (Nickel) Medium N ^o 45 Local.....	No	17.00	-	-	-	-	-	-	-	-	-	17.00	10.67	14.89
Electric 'Mitad' Aluminium.....	No	396.67	-	-	-	450.00	-	-	-	-	-	-	-	418.00
Gas Stove (Kerosine) China.....	No	41.33	39.67	40.00	-	41.67	43.00	41.50	43.33	44.00	42.33	43.33	45.00	42.47
Refrigerator.....	No	3733.00	-	-	-	-	-	-	-	-	-	-	-	3733.17

Table 1 Group 5 :- (Cont'd) Average Retail Price of Goods and Services by Region and Selected Market Places

May
Ginbot 2002
1994

ITEM	UNIT	R E G I O N A N D M A R K E T P L A C E S												OROMIYA AVERAGE
		O R O M I Y A												
		Nazareth	Shashe- mene	Diksise	Asella	Asebe- Teferi	Bedessa	Alemaya	Boroda	Adaba	Robe	Hagere- Mariam	Negele- Borena	
P R I C E I N B I R R														
PLASTIC WARE (LOCAL MADE)														
Jerrycan (20 Litres).....	No	26.00	21.00	24.67	23.67	25.67	23.67	20.00	23.33	-	-	18.00	22.00	23.81
Bucket (20 Litres).....	No	14.33	15.17	16.67	16.83	15.00	14.00	-	16.00	16.00	17.33	20.00	15.00	15.81
GLASS WARE														
Glass for Tea (Duralax).....	No	3.00	2.92	-	3.08	3.00	-	5.17	-	3.50	3.00	3.08	3.00	3.23
OTHER HOUSEHOLD EQUIPMENT														
Kerosine Lamp.....	No	16.33	17.00	22.33	20.00	16.33	18.00	-	-	26.33	23.67	24.33	14.00	20.00
'Kuraz' Small Local Kerosine Lamp.....	No	1.00	.80	1.00	.62	1.00	.75	.92	.67	.83	.67	1.00	1.00	.91
Flash Light.....	No	6.83	7.67	7.00	6.17	6.17	6.17	5.67	5.00	6.67	6.00	1.00	6.67	6.04
Electric Bulb Philips(40/60 Watt).....	No	2.92	2.17	2.50	2.50	2.50	2.00	2.00	-	2.25	2.00	3.00	2.50	2.28
HOUSEHOLD OPERATION														
Hard Soap (Local).....	200gm	1.33	1.33	1.33	1.33	2.00	1.82	-	2.06	1.52	2.07	2.00	1.47	1.60
Hard Soap (Imported).....	200gm	2.07	2.03	2.00	2.00	2.50	2.00	1.54	2.49	2.51	1.60	2.83	2.56	2.13
Detergent (Omo).....	50gm	1.20	.67	-	1.67	1.25	1.43	.75	.63	1.43	1.47	1.00	1.10	1.34
Incense.....	Kg	17.00	18.67	5.17	6.33	6.83	6.00	8.00	8.33	11.57	8.89	6.17	7.33	7.83
Sandal Wood.....	No	.25	.25	.25	.27	.25	.25	.25	.25	.25	.25	.25	.40	.25
Toilet Paper (Mamko).....	Roll	3.00	3.00	3.00	3.00	3.00	3.00	3.00	3.00	3.00	3.00	3.00	3.25	3.01
DRY CLEANING														
Dry Cleaning (Suit Men).....	No	13.67	16.00	-	14.20	15.00	-	-	-	-	12.00	12.00	-	14.31

Table 1 Group 5 :- (Cont'd) Average Retail Price of Goods and Services by Region and Selected Market Places

May 2002
Ginbot 1994

ITEM	UNIT	R E G I O N A N D M A R K E T P L A C E S												OROMIYA AVERAGE
		O R O M I Y A												
		Nazareth	Shashe- mene	Diksisse	Asella	Asebe- Teferi	Bedessa	Alemaya	Boroda	Adaba	Robe	Hagere- Mariam	Negele- Borena	
P R I C E I N B I R R														
DOMESTIC SERVICE														
Maid Servant.....	Month	33.33	41.67	28.33	28.33	38.33	38.33	40.00	36.67	30.00	28.33	36.67	40.00	32.94
Unskilled Service (Daily Laborer)....	Day	7.00	6.67	7.00	7.67	7.00	12.00	7.67	6.33	6.67	6.00	8.00	7.00	7.13
Salary for Guard	Month	56.67	50.00	60.00	-	83.33	56.67	70.00	-	-	-	-	60.00	61.71
MEDICAL CARE														
Ampicillin(250 mg) Local.....	56 Caps	16.80	16.80	20.10	16.80	-	-	14.00	20.53	-	16.00	19.67	16.80	16.93
Dichlorophine(500 mg) Local.....	6 Pills	-	-	-	-	-	-	-	-	-	-	-	-	1.50
Tetracycline(250mg) Local.....	56 Caps	8.40	8.58	9.27	8.67	12.00	7.38	6.15	6.53	9.33	10.27	8.11	8.40	8.65
Penicillin Injection(4 Mu. Local). Bottle		3.83	3.77	4.50	3.67	5.00	4.13	4.00	3.58	4.00	3.88	3.50	4.00	3.97
Chloramphenicol(250mg) Local.....	56 Caps	11.20	14.00	14.00	12.00	13.25	13.50	14.00	-	15.33	13.50	14.00	-	13.27
Dipron(500mg) Local.....	20 Pills	-	-	4.00	-	-	-	-	1.67	-	-	4.00	5.00	3.72
Cough Syrup (Berantine) Local.....	125cc	7.67	8.20	12.00	-	-	-	-	7.83	-	-	8.67	9.33	8.44
Bactrim(480mg) Local.....	30 Pills	-	4.60	6.00	6.00	9.00	5.00	-	-	8.33	4.50	9.00	9.00	7.32
Vermox(100mg) Local.....	12 Pills	-	-	3.00	2.00	4.00	-	-	1.67	3.33	2.00	4.00	3.00	2.88
Mezel(250mg) Local.....	30 Caps	4.50	4.60	5.17	5.00	6.00	3.38	2.93	2.42	5.67	4.50	4.35	4.65	4.79
Asprin (300 mg) Local.....	20 Pills	1.80	1.78	3.00	1.89	2.00	1.50	1.67	1.28	2.00	1.34	2.17	2.00	1.87
OTHER MEDICAL EXPENSES														
Doctor's Fee (Government).....	per visit	.75	2.00	-	1.00	1.00	-	1.00	-	1.50	1.50	3.00	1.00	1.22
Doctor's Fee (Private).....	per visit	10.00	10.00	-	13.33	8.00	10.00	-	-	5.00	8.00	2.00	8.00	8.03
Injection (Service Charge).....	Once	1.00	1.00	.67	1.00	1.00	1.00	1.00	-	1.00	1.00	1.00	1.00	.91
Labratory Test Fee (Private).....	Once	9.33	4.00	-	5.67	6.00	5.00	-	-	5.00	4.50	3.00	5.00	4.91
Bed Charge (gov.).....	per day	3.00	-	-	4.00	2.00	-	2.00	-	-	-	3.00	6.00	3.03

Table 1 Group 5 :-(Cont'd) Average Retail Price of Goods and Services by Region and Selected Market Places

May
Ginbot 2002
1994

ITEM	UNIT	R E G I O N A N D M A R K E T P L A C E S												OROMIYA AVERAGE
		O R O M I Y A												
		Nazareth	Shashe- mene	Diksise	Asella	Asebe- Teferi	Bedessa	Alemaya	Boroda	Adaba	Robe	Hagere- Mariam	Negele- Borena	

P R I C E I N B I R R

TRANSPORT AND COMMUNICATION

TRANSPORT

Benzene.....	Lt	4.26	4.34	-	-	4.15	4.16	4.08	-	4.36	4.42	4.42	4.50	4.42
Motor Oil (Mobil).....	Lt	19.00	19.72	-	18.90	17.70	20.00	21.85	-	19.75	19.75	-	-	19.55
Car Washing and Greasing.....	No	26.67	20.00	-	20.00	-	-	25.00	-	-	-	-	-	26.54
Bus Fare (per km).....	Tarif	.11	-	-	.11	.10	-	-	-	.10	.10	-	-	.11
Bus Fare (within Town)	Trip	-	-	-	-	-	-	-	-	-	-	-	-	.25
Taxi Fare	Trip	.63	-	-	.50	-	-	-	-	-	-	-	-	.73
Air Plane (To Addis Ababa)	Trip	-	-	-	-	-	-	-	-	-	212.00	-	-	265.00
Animal Transport fare.....	Trip	-	-	8.33	-	-	-	-	10.00	5.33	-	5.33	-	7.50
Cart Fare.....	Trip	.50	.50	.50	.50	1.00	1.00	-	-	.92	1.00	1.00	1.00	.82
Train Fare	Trip	38.00	-	-	-	-	-	-	-	-	-	-	-	38.00
Service Charge (Motor oil change)...	Once	-	-	-	-	-	-	-	-	-	-	-	-	-

COMMUNICATION

Telephone Charge (with town).....	Period	.20	.20	-	-	-	-	-	-	-	-	2.00	-	.46
Telephone Charge to Addis Ababa....	Period	1.80	2.25	-	2.05	1.05	-	2.30	2.70	2.30	2.30	-	2.65	2.37
Telephone Line Installation Charge..	Once	355.75	355.75	-	355.75	355.77	-	355.75	-	375.55	355.75	355.75	500.00	363.93

ENTERTAINMENT AND EDUCATION

EQUIPMENT AND ACCESSORIES

T.V. Set Philips 21 inch(Colored)....	No	3066.33	3333.33	-	3500.00	2600.00	-	-	-	-	3066.67	-	2800.00	3108.52
Cassette Recorded Original(Local Music)	No	12.00	13.00	-	12.67	12.00	12.00	12.00	12.00	12.33	12.67	12.00	13.00	12.42
Radio Set Philips 3 Band.....	No	159.67	106.67	-	-	150.00	160.00	-	-	120.00	170.00	106.67	-	136.86
Tape Recorder National (2 Speaker)....	No	449.67	333.33	-	-	-	200.00	300.00	-	350.00	-	240.00	-	332.13
Expense for Photograph(Passport size)4Pho		4.00	5.00	4.00	5.33	5.00	5.00	4.00	-	3.00	3.67	4.00	4.00	4.13

Table 1 Group 5 :-(Cont'd) Average Retail Price of Goods and Services by Region and Selected Market Places

May 2002
Ginbot 1994

ITEM	UNIT	R E G I O N A N D M A R K E T P L A C E S												OROMIYA AVERAGE
		O R O M I Y A												
		Nazareth	Shashe- mene	Diksise	Asella	Asebe- Teferi	Bedessa	Alemaya	Boroda	Adaba	Robe	Hagere- Mariam	Negele- Borena	
P R I C E I N B I R R														
Newspaper (Addis Zemen).....	No	.50	.50	-	.50	-	-	-	-	-	.50	.50	.50	.50
Theater Entrance Fee	Once	10.00	-	-	-	-	-	-	-	-	-	-	-	10.00
EDUCATION														
Exercise Book (50 Leaves) Local.....	No	2.00	2.00	2.00	1.93	2.00	2.00	-	1.93	1.97	2.00	1.93	2.00	1.92
Pencil (China).....	No	.25	.25	.25	.25	.25	.25	.25	.25	.25	.25	.25	.25	.24
Ball Point-Bic England.....	No	1.07	1.10	1.10	1.00	1.10	1.00	1.00	1.00	1.17	1.07	1.00	1.00	1.06
Day School Fee-Public(Grade 7 & 8)..Month		15.00	-	-	-	-	-	-	-	-	-	-	-	15.00
Day School Fee-Private(Grade 9-12)..Month		78.66	-	-	-	-	-	-	-	-	-	-	-	78.66
Night School Fee-Government(Gr.9-12)Month		16.66	16.75	-	16.67	34.00	-	-	-	-	18.66	1.00	-	17.23
School Uniform Fee	No	70.17	-	-	60.00	75.00	-	-	-	58.00	-	61.65	-	68.20
Night School Fee-Private(Grade9-12)..Month		28.65	-	-	-	-	-	-	-	-	-	-	-	28.65
PERSONAL CARE AND EFFECTS														
PERSONAL CARE														
Lux Toilet Soap.....	90gm	2.70	.88	3.60	2.25	2.25	2.25	2.25	2.46	2.82	2.25	2.25	3.60	2.38
Blade-TOPAZ.....	No	.25	.25	.25	.25	.25	.25	.30	.25	.23	.25	.25	.25	.25
Hair Dressing (Traditional).....	No	5.00	-	-	4.67	2.83	2.67	-	-	1.33	-	5.00	2.00	3.22
Hair Dressing (Modern).....	No	9.33	7.00	-	7.67	7.00	10.00	10.00	-	5.33	6.33	10.00	10.00	8.04
Barbery (Mens Hair Cut).....	No	4.00	4.33	1.83	2.00	3.00	3.00	3.00	-	2.00	3.00	5.00	3.00	3.08
Paraffin Hair Oil.....	330cc	7.67	7.47	8.00	9.78	7.50	8.00	8.00	7.83	9.04	8.25	7.67	8.00	8.08
Zenith Hair Oil.....	330cc	-	7.63	8.00	9.37	7.50	7.67	-	7.33	9.48	7.54	7.67	8.00	7.94
Shaving Machine (medium)	No	-	-	-	25.33	29.00	-	-	-	-	45.00	11.00	10.00	18.24
Perfume	CC	22.00	23.33	11.91	-	19.67	18.00	15.50	13.37	23.67	25.00	12.86	15.33	22.30
PERSONAL EFFECTS														
Umbrella-Men Medium (Local).....	No	26.00	-	19.33	24.33	23.00	23.67	-	-	25.00	-	19.00	22.67	24.26

Table 1 Group 5 :- (Cont'd) Average Retail Price of Goods and Services by Region and Selected Market Places

May 2002
Ginbot 1994

ITEM	UNIT	R E G I O N A N D M A R K E T P L A C E S												DROMIYA AVERAGE
		O R O M I Y A												
		Nazareth	Shashe- mene	Diksisse	Asella	Asebe- Teferi	Bedessa	Alemaya	Boroda	Adaba	Robe	Hagere- Mariam	Negele- Borena	
		P R I C E I N B I R R												
Umbrella-Women Medium (Imported).....	No	23.33	21.33	21.00	18.67	20.00	20.00	-	16.00	19.67	14.00	22.33	17.33	20.03
Hand Bag (Imported Synthetic).....	No	110.00	141.67	-	115.00	-	-	-	-	-	86.67	-	-	109.25
Belt (Local) Machine Made.....	No	13.33	6.33	10.33	16.67	5.50	7.33	-	-	-	-	-	-	9.42
Belt (Local) Hand Made.....	No	3.33	-	-	2.67	-	-	-	5.33	6.67	-	15.67	8.67	9.42
										2.50	-	-	-	3.15
JEWELLERY														
Seiko-21 Jewels Automatic (Men).....	No	386.67	-	-	-	-	-	-	-	-	-	-	-	386.67
Seiko-21 Jewels Automatic (Women).....	No	290.00	-	-	-	-	-	-	-	-	-	-	-	290.00
Earrings (4gm 18 carat Local).....	Pair	326.67	333.33	-	345.33	300.00	-	340.00	-	-	-	-	-	326.67
Neck Laces (6gm 21 carat Imported)....	No	550.00	590.00	-	600.00	660.00	-	-	-	320.00	-	383.33	332.69	
Rings (4gm 18 carat Local).....	No	326.67	333.33	-	345.33	300.00	-	-	-	-	-	630.00	581.67	
Bracelet 20gm (18 carat Local).....	No	1666.67	1666.67	-	-	-	-	1700.00	-	-	320.00	-	366.67	331.13
										1600.00	-	1760.00	1654.12	
LIVESTOCK AND DRAUGHT ANIMALS														
LIVESTOCK														
Sheep (10-15Kg).....	No	223.33	63.67	93.67	106.67	56.00	101.67	73.33	76.67	80.33	98.33	58.33	-	92.66
Goat (10-15Kg).....	No	171.67	74.00	50.00	85.00	44.00	59.33	93.33	65.00	45.00	98.33	43.33	44.00	67.91
Heifer (2-4 Years).....	No	750.00	-	360.00	300.00	290.00	433.33	313.33	296.67	300.00	270.00	300.00	380.00	337.35
Cow (4 Years and Above).....	No	740.00	716.67	476.67	490.00	260.00	516.67	483.33	506.67	340.00	576.67	490.00	683.33	505.95
Bull (2-4 Years).....	No	473.33	287.33	270.00	260.00	363.33	466.67	340.00	370.00	433.33	233.33	363.33	400.00	348.95
Ox (4 Years and Above).....	No	933.33	788.33	850.00	776.67	966.67	716.67	1066.67	743.33	683.33	580.00	690.00	1063.33	787.12
Hen (Indigenous).....	No	9.00	6.67	-	10.00	3.83	3.33	4.33	4.50	5.00	5.33	7.33	5.33	6.67
Cock (Indigenous).....	No	13.33	9.33	-	11.33	5.50	6.00	6.00	5.33	7.33	10.67	13.00	7.67	10.63
DRAUGHT ANIMALS														
Donkey.....	No	276.67	180.00	283.33	-	263.33	293.33	296.67	260.00	230.00	253.33	276.67	473.33	271.90
Horse.....	No	333.33	470.00	740.00	-	-	650.00	-	-	620.00	736.67	-	-	526.97

Table 1 Group 5 :- (Cont'd) Average Retail Price of Goods and Services by Region and Selected Market Places

May
Ginbot 2002
1994

ITEM	UNIT	R E G I O N A N D M A R K E T P L A C E S												OROMIYA AVERAGE
		O R O M I Y A												
		Nazareth	Shashe- mene	Diksise	Asella	Asebe- Teferi	Bedessa	Alemaya	Boroda	Adaba	Robe	Hagere- Mariam	Negele- Borena	
P R I C E I N B I R R														
Mule.....	No	-	-	1080.33	-	-	1166.67	-	-	700.00	1100.00	-	-	950.06
FARM EQUIPMENT (INDUSTRIAL PRODUCT)														
Sickel.....	No	15.67	17.00	17.67	16.67	-	12.00	12.00	17.67	12.67	17.33	8.00	13.00	12.99
Pick Axe ('Doma').....	No	17.00	16.67	-	20.00	25.00	-	-	-	25.00	-	18.67	17.00	19.23
'Gejera'.....	No	12.67	17.00	-	16.67	-	-	-	-	20.00	13.67	17.33	15.00	17.67
FARM EQUIPMENT (HAND MADE)														
'Mofer'.....	No	19.33	7.33	-	-	19.67	-	-	-	7.00	-	7.33	-	13.35
'Kember'.....	No	15.33	6.67	-	-	-	-	-	-	4.83	14.00	4.33	-	8.17
'Digr'.....	No	4.33	2.00	2.92	-	2.00	-	8.00	-	1.67	3.17	2.83	-	3.04
Plough.....	No	12.33	10.00	15.33	-	17.67	17.33	14.00	-	11.67	30.00	20.67	15.00	12.48
Sickel.....	No	3.50	2.83	-	-	-	-	8.33	-	-	-	3.83	-	3.97
'Wegel'.....	No	3.17	2.67	3.92	-	4.00	5.00	9.67	-	2.67	5.00	5.67	4.00	4.24
'Erfe'.....	No	1.00	-	-	-	4.00	-	-	-	.92	-	2.00	-	1.99
MISCELLANEOUS GOODS AND SERVICES														
Coffin (Medium Quality).....	No	76.67	83.33	150.00	111.67	300.00	-	-	-	120.00	-	-	-	121.84
Charge for Money order	Once	11.02	1.65	-	11.02	1.60	-	2.60	-	-	11.03	4.88	11.30	4.59
Charge for Visa (for person).....	No	-	-	-	-	-	-	-	-	-	-	-	-	-

Table 2 Group 5 :- Average Retail Price of Goods and Services by Region and Selected Market Places

June
Sene 2002
1994

ITEM	UNIT	R E G I O N A N D M A R K E T P L A C E S												OROMIYA AVERAGE
		O R O M I Y A												
		Nazareth	Shashe- mene	Diksise	Asella	Asebe- Teferi	Bedessa	Alemaya	Boroda	Adaba	Robe	Hagere- Mariam	Negele- Borena	
P R I C E I N B I R R														
CEREALS UNMILLED														
'Teff' White	Kg	2.53	2.17	1.34	-	2.27	1.58	2.45	2.50	1.38	1.18	2.03	1.33	1.82
'Teff' Mixed.....	Kg	2.15	1.79	1.42	1.84	2.00	1.43	2.25	1.53	-	.98	1.63	1.15	1.57
'Teff' Black (Red).....	Kg	1.63	1.50	-	1.45	1.70	-	1.55	1.28	1.27	1.29	1.41	-	1.39
Wheat White.....	Kg	1.27	1.34	1.36	1.10	1.48	1.79	1.70	1.58	.96	.95	1.39	-	1.34
Wheat Mixed.....	Kg	-	-	1.29	-	1.50	-	-	-	.87	.86	1.36	-	1.18
Wheat Black.....	Kg	-	-	1.06	1.02	1.35	1.45	1.43	1.37	.90	.99	1.38	-	1.27
Barley White.....	Kg	1.34	-	.78	.95	1.60	1.75	1.70	1.70	.82	.64	1.33	.99	1.20
Barley Mixed.....	Kg	-	-	.81	.94	-	-	-	-	.81	.66	1.31	1.14	1.05
Barley Black.....	Kg	1.16	1.29	-	.93	1.50	-	-	-	.94	.85	1.33	1.18	1.11
Barley for Beer.....	Kg	-	1.18	.95	1.05	1.57	-	-	-	.84	-	-	-	1.16
Maize.....	Kg	1.16	1.40	.78	7.95	1.18	.79	1.17	1.22	.83	.66	.94	.91	1.23
Durrah.....	Kg	1.03	.90	.77	1.01	-	.77	-	.98	1.06	.70	-	-	.92
Sorghum Yellow.....	Kg	-	-	-	-	-	-	1.75	-	-	-	-	-	1.27
Sorghum White.....	Kg	1.26	1.56	-	-	1.25	1.34	1.60	-	-	-	-	-	1.06
Sorghum Red.....	Kg	-	-	-	-	1.20	.92	1.31	1.35	-	-	-	-	.97
African Millet.....	Kg	-	1.29	-	-	1.41	1.32	-	-	-	-	-	.96	1.08
Rice.....	Kg	4.83	4.83	-	5.00	4.83	4.00	3.00	3.50	5.00	4.83	5.00	5.00	4.73
Oats.....	Kg	-	-	-	1.74	-	-	-	-	.83	.87	-	1.60	1.65
Hulled Barley.....	Kg	-	-	-	-	-	-	-	-	-	-	-	-	1.90
CEREALS MILLED														
'Teff' White.....	Kg	-	-	-	-	2.70	-	-	2.75	-	-	2.18	2.50	2.47
'Teff' Mixed.....	Kg	-	-	-	-	2.25	-	-	1.77	-	-	1.83	2.00	1.93
'Teff' Black (Red).....	Kg	-	-	-	-	1.85	-	-	1.55	1.50	-	1.66	-	1.60
Wheat White.....	Kg	-	-	-	-	1.60	1.75	2.08	1.75	-	-	1.58	-	1.77
Wheat Mixed.....	Kg	-	-	-	-	-	-	1.77	-	.94	-	1.58	-	1.49
Barley White.....	Kg	-	-	-	-	-	-	-	-	-	-	-	-	-

Table 2 Group 5 :-(Cont'd) Average Retail Price of Goods and Services by Region and Selected Market Places

June
Sene 2002
1994

ITEM	UNIT	R E G I O N A N D M A R K E T P L A C E S											DROMIYA AVERAGE	
		O R O M I Y A												
		Nazareth	Shashe- mene	Diksise	Asella	Asebe- Teferi	Bedessa	Alemaya	Boroda	Adaba	Robe	Hagere- Mariam		Negele- Borena
P R I C E I N B I R R														
Barley Mixed.....	Kg	-	-	-	-	-	-	-	.88	-	-	1.75	2.15	
Maize.....	Kg	-	2.00	-	-	1.50	-	1.25	1.33	1.06	-	1.08	2.00	1.31
Oats.....	Kg	4.00	5.00	-	4.67	4.00	-	-	-	-	-	-	-	4.52
Sorghum.....	Kg	-	-	-	-	1.50	-	-	-	-	-	-	-	1.44
Durrah.....	Kg	-	-	-	-	-	-	-	-	-	-	-	-	1.38
'Furno Duket' Locally Processed..	Kg	2.67	2.77	-	3.08	2.00	2.25	3.00	2.50	2.50	2.50	2.73	3.00	2.81
PULSES UNMILLED														
Horse Beans.....	Kg	1.77	2.68	-	1.27	1.83	1.45	1.83	1.45	1.14	1.38	1.40	2.50	1.58
Peas White.....	Kg	2.89	-	-	1.71	1.73	-	-	-	1.68	-	2.00	3.50	2.15
Peas Black.....	Kg	-	2.78	-	1.55	-	-	-	1.47	1.87	-	1.60	2.50	1.90
Peas Mixed.....	Kg	1.81	-	-	-	1.73	1.72	2.00	-	1.46	1.23	-	-	1.72
Soya Beans.....	Kg	-	-	-	-	1.90	-	-	-	-	-	-	-	1.90
Chick Peas.....	Kg	2.06	2.73	3.46	1.59	1.92	1.77	2.25	2.17	1.74	1.87	1.60	1.93	1.99
Lentils.....	Kg	1.58	4.17	3.23	1.56	2.83	3.50	2.75	2.08	2.00	1.88	2.60	-	2.63
Haricot Beans.....	Kg	1.30	1.74	-	-	1.50	1.12	-	-	-	-	1.19	-	1.22
Lima Beans.....	Kg	-	-	-	-	-	3.59	2.08	1.25	-	-	1.16	1.48	1.80
Vetch.....	Kg	1.31	1.48	.65	.70	1.50	1.50	1.25	1.25	.91	1.00	-	2.17	1.22
Fenugreek.....	Kg	4.00	4.21	3.99	3.92	4.17	4.00	4.50	4.00	3.29	3.69	4.00	6.84	4.13
PULSES MILLED OR SPLIT														
Horse Beans Milled.....	Kg	-	-	-	-	-	4.76	-	-	-	-	4.00	-	4.01
Peas Milled.....	Kg	-	5.00	-	-	-	-	4.97	6.03	-	4.67	6.00	-	4.89
Chick Peas Milled.....	Kg	-	-	-	-	-	-	-	-	-	-	-	-	-
Mixed Pulses Milled.....	Kg	4.00	-	-	-	4.76	-	-	-	-	-	-	-	4.14
Vetch Milled.....	Kg	-	2.36	-	-	4.53	4.53	-	-	3.00	-	-	-	3.11
Peas Split.....	Kg	4.00	5.00	4.00	3.75	3.50	3.00	3.17	3.00	4.00	3.33	2.40	4.81	3.56
Peas Split(Roasted).....	Kg	3.83	3.00	-	-	-	-	-	-	4.00	-	-	3.00	3.40

Table 2 Group 5 :- (Cont'd) Average Retail Price of Goods and Services by Region and Selected Market Places

June
Sene 2002
1994

ITEM	UNIT	R E G I O N A N D M A R K E T P L A C E S											OROMIYA AVERAGE	
		O R O M I Y A												
		Nazareth	Shashe- mene	Diksise	Asella	Asebe- Teferi	Bedessa	Alemaya	Boroda	Adaba	Robe	Hagere- Mariam		Negele- Borena
P R I C E I N B I R R														
Horse Beans Split(Roasted).....	Kg	3.00	-	-	-	-	-	-	-	-	-	-	-	2.77
Lentils Split.....	Kg	4.50	5.19	4.00	3.58	3.58	4.00	4.00	3.67	3.67	3.92	3.53	6.55	3.95
Vetch Split(Roasted).....	Kg	3.00	2.00	-	-	-	-	-	-	-	-	-	2.50	2.50
Chick Peas Split(Roasted).....	Kg	3.17	-	-	-	-	-	-	-	-	-	-	-	3.17
Fenugreek Milled.....	Kg	11.00	6.67	-	9.67	16.25	7.33	5.00	5.00	9.33	10.67	12.00	12.00	9.09
OIL SEEDS														
Niger Seed.....	Kg	4.67	-	-	2.50	3.58	2.78	-	-	3.02	3.20	3.17	7.93	3.18
Linseed White.....	Kg	6.00	-	-	-	-	-	-	-	-	-	-	-	6.00
Linseed Black.....	Kg	4.00	3.87	2.77	2.65	3.50	3.97	3.50	2.67	2.37	2.97	3.00	-	3.06
Sesame Seed.....	Kg	4.67	5.00	-	-	4.00	-	-	2.50	-	-	-	-	3.55
Sunflower.....	Kg	3.00	3.33	-	3.45	2.75	2.50	3.13	-	1.82	3.26	3.60	-	2.93
Castor Beans.....	Kg	-	.85	-	-	2.44	2.23	3.62	1.37	1.60	3.13	1.20	-	2.06
Rape Seed.....	Kg	2.75	2.39	3.37	2.71	2.33	1.72	3.39	1.83	2.86	3.64	3.00	-	2.41
Ground Nut Shelled.....	Kg	5.00	4.00	-	4.58	5.14	4.04	-	4.25	5.00	4.67	5.00	-	4.55
PREPARED CEREAL PRODUCTS														
Spaghetti (Local) Without Egg....	Kg	6.33	6.50	7.00	6.50	5.00	6.00	6.00	5.00	6.83	4.50	6.17	7.00	6.29
Pastini.....	Kg	8.00	8.67	-	9.00	-	7.00	7.00	-	8.00	8.67	-	8.00	8.13
Macaroni (Local) Without Egg....	Kg	5.50	5.33	5.00	5.50	5.00	5.00	5.17	5.00	5.00	5.00	6.17	5.50	5.17
'Fafa' Flour.....	kg	9.67	7.50	-	6.83	-	-	-	-	-	7.50	-	8.89	8.54
'Dube' Flour.....	kg	4.83	4.92	-	5.17	-	-	-	-	-	-	-	-	5.07
BREAD AND OTHER PREPARED FOODS														
'Enjera' ('Teff' Mixed).....	325gm	.47	.47	.33	.53	.69	.57	.64	.76	.44	.57	.63	.58	.51
'Dabo' (Traditional Ambasha)..	350gm	.62	.71	.54	.26	.74	-	-	-	.26	.45	.79	.87	.53
'Dabo' (Traditional Sheleto)..	350gm	.46	.68	.41	-	.46	.32	.46	-	.20	.48	.73	.56	.45

Table 2 Group 5 :- (Cont'd) Average Retail Price of Goods and Services by Region and Selected Market Places

June 2002
Sene 1994

ITEM	UNIT	R E G I O N A N D M A R K E T P L A C E S											OROMIYA AVERAGE	
		O R O M I Y A												
		Nazareth	Shashe- mene	Diksise	Asella	Asebe- Teferi	Bedessa	Alemaya	Boroda	Adaba	Robe	Hagere- Mariam		Negele- Borena
P R I C E I N B I R R														
Bread Wheat (Bakery).....	350gm	1.25	1.52	.91	.70	1.01	.85	1.25	.83	.83	1.20	1.46	1.09	.99
Biscuits	150gm	2.73	2.77	2.96	2.96	2.73	2.88	2.02	2.05	2.17	2.49	1.93	2.68	2.60
MEAT														
Beef	Kg	16.00	14.00	12.33	14.00	14.00	14.00	11.67	12.00	13.67	14.67	10.16	12.00	12.18
Camel Meat	Kg	-	-	-	-	-	-	-	-	-	-	10.56	10.00	10.37
FISH AND FISH PRODUCTS														
Fish Fresh.....	Kg	-	5.00	-	-	-	-	4.68	-	-	-	-	-	4.78
Sardines (Imported).....	125gm	6.00	5.50	-	-	6.57	5.63	5.63	8.05	-	5.50	-	-	5.79
DIARY PRODUCTS AND EGG														
Cow Milk (Unpasteurized).....	Lt	3.03	2.50	3.03	2.00	3.85	5.17	2.56	1.53	2.43	2.50	1.01	1.94	2.59
Cow Milk (pasteurized).....	Lt	-	-	-	-	-	-	-	-	-	-	-	-	-
Camel Milk.....	Lt	-	-	-	-	1.92	-	-	-	-	-	2.00	1.35	1.76
Goat Milk.....	Lt	-	-	-	-	-	-	-	-	-	-	-	-	-
Powdered Milk (Edget).....	450gm	-	-	-	-	-	-	-	-	-	-	24.33	20.00	22.09
Yoghurt (Traditional).....	Lt	7.14	3.70	-	4.34	4.17	6.13	5.49	-	3.41	4.28	4.45	4.30	4.18
Cheese Cottage.....	Kg	4.50	3.86	-	2.89	-	-	-	-	4.51	1.41	4.89	4.77	4.07
Egg (Traditional).....	Dozen	4.00	4.00	3.00	3.62	4.00	4.00	4.53	4.00	2.78	3.43	3.00	3.00	3.58
OILS AND FATS														
Butter Unrefined.....	Kg	22.33	22.00	14.33	22.00	27.27	25.93	23.33	12.00	21.15	22.00	14.67	18.81	19.62
Cooking Oil (Imported).....	Lt	11.96	10.67	9.92	10.33	12.00	-	7.73	7.50	12.33	10.67	9.00	-	10.61
Cooking Oil (Local).....	Lt	12.00	10.00	9.83	9.00	9.83	10.00	9.00	9.00	10.00	10.00	8.00	10.33	9.76

Table 2 Group 5 :-(Cont'd) Average Retail Price of Goods and Services by Region and Selected Market Places

June
Sene 2002
1994

ITEM	UNIT	R E G I O N A N D M A R K E T P L A C E S												DROMIYA AVERAGE
		O R O M I Y A												
		Nazareth	Shashe- mene	Diksise	Asella	Asebe- Teferi	Bedessa	Alemaya	Boroda	Adaba	Robe	Hagere- Mariam	Negele- Borena	
P R I C E I N B I R R														
VEGETABLES AND FRUITS														
VEGETABLES (FRESH)														
Ethiopian Kale.....	Kg	1.06	.34	.40	.62	.45	.53	.54	.28	.25	.95	.41	.84	.49
Cabbage.....	Kg	1.18	.50	-	.77	3.45	.74	.87	1.30	.55	1.17	1.56	1.20	1.00
Lettuce.....	Kg	2.74	-	-	-	-	1.35	.34	1.18	-	-	-	-	1.57
Spinach.....	Kg	2.04	-	-	.64	2.44	-	.56	-	.38	-	-	1.00	.98
Carrot.....	Kg	1.69	1.45	-	1.36	-	-	1.18	-	.84	2.00	2.80	3.24	1.72
Tomatoes.....	Kg	1.44	2.04	-	2.51	3.23	.96	1.79	2.17	2.56	3.49	2.99	5.27	2.36
Onions.....	Kg	1.86	2.06	2.35	2.19	2.29	2.07	2.99	1.61	1.08	1.71	3.00	2.25	2.37
Garlics.....	Kg	5.74	5.74	10.74	-	10.37	7.63	10.70	2.00	11.80	9.44	9.00	9.09	8.67
Leaks.....	Kg	.93	1.50	-	1.55	-	-	3.32	-	-	2.14	-	2.00	1.90
Pepper Green.....	Kg	2.04	5.19	3.96	3.28	7.54	2.63	2.69	2.38	2.80	3.39	4.80	4.45	3.21
Pumpkin.....	Kg	.48	-	-	-	-	.71	.94	-	.28	.41	.47	1.54	.46
Green Peas.....	Kg	-	-	-	-	-	-	-	1.50	-	-	-	-	1.75
Beet Root.....	Kg	1.16	1.01	2.50	.71	1.96	1.06	.68	-	.70	.91	2.07	2.04	1.23
Cauliflower.....	Kg	-	-	-	-	-	-	-	-	-	-	-	-	1.14
FRUITS FRESH														
Banana.....	Kg	2.00	2.67	2.33	1.00	1.08	1.27	1.66	1.41	2.14	1.96	3.38	3.00	1.76
Orange.....	Kg	2.75	3.00	.88	3.08	4.00	1.68	-	-	3.77	2.15	2.42	3.50	2.32
Lemon.....	Kg	2.50	3.00	2.97	1.74	2.67	1.41	2.73	2.22	1.59	2.74	3.50	7.24	2.46
Tangerine.....	Kg	-	-	-	-	2.00	-	-	-	-	-	-	-	2.00
Papaya.....	Kg	3.00	2.67	-	1.33	1.94	1.07	-	-	-	-	-	-	-
Grapes.....	Kg	-	-	-	-	-	-	-	-	-	1.15	-	.84	1.41
Avocado.....	Kg	2.50	3.17	-	1.92	-	-	-	-	-	-	-	-	-
Mango.....	Kg	2.00	3.17	-	-	2.48	1.00	2.35	-	2.17	3.26	2.71	5.09	2.77
Cactus.....	Kg	-	-	-	-	-	-	-	-	.17	.40	-	-	.29

Table 2 Group 5 :-(Cont'd) Average Retail Price of Goods and Services by Region and Selected Market Places

June
Sene 2002
1994

ITEM	UNIT	R E G I O N A N D M A R K E T P L A C E S											ORONIA AVERAGE	
		O R O M I Y A												
		Nazareth	Shashe- mene	Diksisse	Asella	Asebe- Teferi	Bedessa	Alemaya	Boroda	Adaba	Robe	Hagere- Mariam		Negele- Borena
P R I C E I N B I R R														
SPICES														
Pepper Whole.....	Kg	7.33	5.00	4.74	4.50	4.00	3.42	6.50	5.33	4.92	4.67	5.00	-	4.70
Black Pepper(Local).....	Kg	-	-	-	-	-	-	-	-	-	-	-	-	24.58
Long Pepper(Local).....	Kg	-	15.00	13.00	12.33	14.50	-	20.00	12.00	8.33	12.00	13.00	-	12.38
White Cumin(Bishop's Weed)Local..	Kg	3.83	3.76	6.00	6.00	7.00	8.67	9.00	6.33	8.40	6.25	-	-	5.66
Black Cumin(Local).....	Kg	4.33	8.12	5.67	6.17	7.83	4.50	10.00	7.33	3.34	3.33	4.67	8.89	5.55
Ginger Dry(Local).....	Kg	3.17	4.77	4.33	5.00	3.00	1.87	4.45	4.33	-	3.00	-	3.67	4.01
Ginger Wet(Local).....	Kg	1.33	1.00	-	1.50	2.00	1.25	-	-	2.16	1.33	1.00	2.50	1.50
Cloves(Imported).....	Kg	116.67	113.33	-	-	-	110.00	50.00	120.00	60.00	-	91.67	-	105.45
Cinnamon(Imported).....	Kg	-	30.33	-	-	-	30.00	25.00	25.00	27.27	-	-	-	27.65
Cardamon(Local).....	Kg	31.00	38.33	-	40.00	40.00	40.00	-	34.00	-	-	-	26.11	32.97
Tumeric Flour(Local).....	Kg	4.67	2.90	3.00	4.83	5.00	1.88	4.75	2.83	5.63	4.00	2.67	6.25	3.60
Chillies Whole.....	Kg	6.67	6.00	-	8.33	12.00	8.00	10.11	-	9.81	-	5.00	-	6.68
Basil Dry.....	Kg	8.67	-	9.67	-	9.33	8.00	9.72	-	-	-	6.17	-	8.17
POTATOES, OTHER TUBERS AND STEMS														
Potato.....	Kg	.65	.61	.67	.58	.84	1.53	1.32	.65	.50	.72	1.06	1.25	.92
Sweet Potato.....	Kg	.60	-	-	-	.83	1.16	-	1.44	.78	.65	.87	.92	.89
'Kocho' (Unprocessed).....	Kg	1.92	1.28	-	.84	-	-	-	-	-	-	.76	1.68	1.16
'Bula'.....	Kg	4.51	1.67	-	2.76	-	-	-	-	1.88	2.83	2.48	2.33	2.68
COFFEE, TEA, CHAT AND BUCK-THORN LEAVES														
Tea Leaves(Local).....	100gm	2.00	1.97	2.00	2.00	2.00	2.00	2.08	2.00	2.00	2.00	2.00	2.00	1.99
Coffee Whole.....	Kg	-	-	4.02	-	3.08	-	-	-	5.56	3.00	1.92	6.00	3.04
Coffee Beans.....	Kg	8.00	6.25	5.83	5.83	13.34	11.54	8.33	9.67	5.20	5.41	4.50	8.00	6.62
Coffee Leaves.....	Kg	-	-	7.38	-	7.64	3.36	4.45	-	3.57	3.28	-	-	5.12
Buck Thorn Leaves.....	Kg	4.77	3.85	5.01	3.55	4.08	6.67	-	1.83	3.20	4.34	2.50	3.63	3.46

Table 2 Group 5 :-(Cont'd) Average Retail Price of Goods and Services by Region and Selected Market Places

 June
Sene 2002
1994

ITEM	UNIT	R E G I O N A N D M A R K E T P L A C E S												OROMIYA AVERAGE
		O R O M I Y A												
		Nazareth	Shashe- mene	Diksise	Asella	Asebe- Teferi	Bedessa	Alemaya	Boroda	Adaba	Robe	Hagere- Mariam	Negele- Borena	
P R I C E I N B I R R														
'Chat'.....	Kg	14.14	25.44	-	40.48	4.92	1.48	9.50	2.93	42.46	63.01	5.75	4.90	12.43
Malt-Barley.....	Kg	4.11	2.35	-	1.45	3.04	-	-	-	-	3.09	5.75	-	2.37
Malt-Wheat.....	Kg	4.01	1.94	-	1.84	-	-	-	-	-	-	3.00	-	2.48
OTHER FOOD ITEMS														
Salt.....	Kg	1.50	1.83	1.20	2.00	.98	1.17	1.25	1.00	1.67	1.82	1.60	1.01	1.45
Sugar.....	Kg	4.50	4.50	4.58	4.50	4.50	4.50	4.00	4.25	4.92	4.70	5.00	7.14	4.78
Honey.....	Kg	17.33	19.33	15.00	18.67	19.00	20.00	30.00	20.00	9.72	10.00	10.00	12.00	13.66
Canned Tomato (Local).....	410gm	6.42	6.17	8.79	6.25	6.50	7.00	7.00	6.50	7.00	5.79	6.50	6.50	6.90
FOOD TAKEN AWAY FROM HOME														
Cup of Tea.....	No	.42	.50	.35	.40	.40	.40	.35	.25	.47	.47	.60	.50	.40
Cup of Coffee.....	No	.88	.97	.63	.80	1.00	.33	1.00	.50	.80	.97	.80	.93	.75
Cup of Milk.....	No	.97	1.00	1.00	.80	1.00	1.00	1.38	-	.82	.97	1.00	1.00	.92
'Key Wot Yebere'.....	One Meal	5.33	4.67	-	-	-	-	5.00	-	3.83	4.00	4.00	4.00	4.24
'Key Wot Yebeg/Yefyel'.....	One Meal	5.67	5.33	4.00	5.33	5.00	4.00	5.33	4.67	4.00	4.33	5.00	5.00	4.80
COST OF MILLING														
Cereals.....	100Kg	12.00	16.00	10.00	10.00	10.00	10.00	11.67	10.00	10.00	10.00	15.00	15.00	11.08
Pulses.....	100Kg	12.00	10.00	5.00	10.00	10.00	10.00	40.00	10.00	10.00	10.00	25.00	15.00	13.43
Pepper Whole.....	100Kg	83.33	96.67	100.00	60.00	50.00	50.00	100.00	150.00	91.67	58.33	150.00	-	81.53
BEVERAGES - NON ALCOHOLIC														
Ambo Mineral Water.....	500cc	1.50	1.50	2.00	1.50	2.00	2.00	1.58	-	2.00	2.25	1.83	2.50	1.88
Bure Mineral Water.....	500cc	-	-	-	-	-	-	-	-	-	-	-	-	-
Coca Cola/Fanta.....	300cc	1.50	1.50	2.00	1.83	2.00	2.00	1.92	1.83	2.00	2.17	2.00	2.50	1.95

Table 2 Group 5 :- (Cont'd) Average Retail Price of Goods and Services by Region and Selected Market Places

June
Sene 2002
1994

ITEM	UNIT	R E G I O N A N D M A R K E T P L A C E S												OROMIYA AVERAGE
		O R O M I Y A												
		Nazareth	Shashe- mene	Diksise	Asella	Asebe- Teferi	Bedessa	Alemaya	Boroda	Adaba	Robe	Hagere- Mariam	Negele- Borena	
P R I C E I N B I R R														
Pepsi Cola/Mirinda.....	300cc	1.50	1.50	2.00	1.75	2.00	2.00	1.92	1.83	2.00	2.17	2.00	2.00	1.92
BEVERAGES - ALCOHOLIC														
Araki (Local).....	900cc	17.67	19.00	28.00	20.22	18.20	22.76	23.60	20.22	25.67	25.00	27.67	25.33	24.60
Cognac (Local).....	900cc	-	17.33	-	-	-	-	-	-	-	25.00	27.67	-	24.14
Brandy (Local).....	900cc	17.33	17.33	-	19.88	-	-	-	-	-	25.00	27.67	25.67	22.90
Gin (Local).....	900cc	17.33	17.33	25.33	-	18.20	22.76	23.60	20.22	25.67	25.00	27.67	25.67	24.46
Saris Wine (Normal).....	750cc	4.83	4.67	6.00	5.33	6.00	10.00	8.00	-	7.00	-	6.17	7.67	7.62
'Katikalla'.....	Lt	7.59	5.56	4.92	4.67	9.11	5.60	7.12	5.62	5.75	3.58	6.00	6.67	6.19
Beer (Bedele).....	330cc	3.00	3.00	-	3.00	3.00	-	-	-	-	3.50	3.00	3.50	2.96
Beer (Harar).....	330cc	3.00	3.00	3.00	3.00	3.00	3.00	2.60	2.83	3.00	3.50	3.00	3.50	3.03
Beer (Meta Abo).....	330cc	3.00	3.00	-	3.00	3.00	-	3.00	-	3.00	3.50	3.00	-	3.07
'Tella'.....	Lt	.60	.71	.66	.69	1.25	1.03	1.12	1.12	.60	1.11	1.00	1.02	.81
'Tej' (Mead).....	Lt	2.00	1.79	2.08	2.00	2.00	1.52	1.43	1.52	1.11	2.22	1.34	1.83	1.97
CIGARETTES AND TOBACCO														
CIGARETTES														
Nyala.....	Packet	4.00	4.33	4.00	4.75	3.33	3.50	-	3.50	4.00	3.75	4.00	4.00	4.26
Gissila.....	Packet	1.50	1.50	2.00	.97	-	-	-	1.00	1.23	1.25	-	-	1.47
Rothmans.....	Packet	8.00	8.00	8.00	8.00	-	7.00	6.67	-	7.83	7.17	10.00	10.00	8.56
TOBACCO														
'Gaya'.....	Kg	-	6.98	-	-	-	-	-	-	-	10.42	-	-	8.31
CLOTHING AND FOOT WEAR														

Table 2 Group 5 :-(Cont'd) Average Retail Price of Goods and Services by Region and Selected Market Places

June
Sene 2002
1994

ITEM	UNIT	R E G I O N A N D M A R K E T P L A C E S												DROMIYA AVERAGE
		O R O M I Y A												
		Nazareth	Shashe- mene	Diksise	Asella	Asebe- Teferi	Bedessa	Alemaya	Boroda	Adaba	Robe	Hagere- Mariam	Negele- Borena	
P R I C E I N B I R R														
CLOTHING														
Abujedid(Akaki/Bahir Dar)91cm. Meter		3.67	4.00	-	3.50	3.57	3.33	3.26	3.48	4.00	4.00	4.00	3.50	3.90
Abujedid(Komb./Arba Min.)150cm Meter		5.50	6.00	-	5.00	-	-	-	-	5.50	5.67	6.00	6.00	5.87
Khaki(S-10,000 Twil)110cm. Meter		-	-	-	-	-	-	-	-	12.00	-	6.00	-	8.00
Khaki(Akaki)91cm. Meter		6.00	19.67	-	-	-	-	-	-	8.00	-	6.50	-	11.11
Wool-England 100%. Meter		-	-	-	-	-	-	-	-	-	-	-	-	-
Tetron(Arba Minch). Meter		-	-	-	-	-	-	-	-	-	-	-	-	23.08
Poplin(Dire Dawa)105cm. Meter		6.67	5.00	-	5.17	4.76	5.56	-	-	-	6.00	7.00	-	6.45
Poplin(Komb./Arba Minch)150cm. Meter		10.83	10.67	-	10.33	-	-	-	-	11.00	10.67	11.00	12.00	11.13
Nylon(Mojo). Meter		9.00	10.00	8.67	-	-	-	-	-	-	8.00	12.00	12.50	9.87
Polyster(Arba Minch/Awasa). Meter		-	-	-	-	-	-	-	-	-	-	20.00	-	19.89
Jersi. Meter		-	-	11.33	-	-	-	17.33	13.67	-	-	-	-	14.47
Cotton. Kg		5.67	5.00	5.67	5.00	-	-	-	-	5.00	5.67	5.90	4.78	5.39
Hisufi. Meter		-	-	21.67	-	-	-	-	-	14.67	26.67	20.00	-	21.64
Kefay. Meter		-	27.33	-	24.67	-	-	40.67	29.33	19.67	33.33	25.00	25.00	25.02
COST OF TAILORING														
Woolen Suit (Men). No		266.67	260.00	-	-	300.00	-	-	-	150.00	176.67	250.00	-	247.59
Khaki Suit (Men). No		55.00	46.67	35.67	45.00	-	-	-	-	35.00	42.50	53.33	-	43.39
Khaki Suit (Boys). No		26.67	-	15.33	26.67	-	-	-	-	20.00	27.50	43.33	-	27.30
Tateron Suit (Men). No		63.33	70.00	35.67	70.00	100.00	-	28.33	-	44.00	50.00	53.33	-	46.20
Tateron Suit (Boys). No		36.67	-	-	43.33	60.00	-	20.00	-	24.00	30.00	43.33	-	28.68
READY-MADE / FOR ADULTS														
'Netela'. No		24.33	29.33	-	27.67	-	-	-	21.67	27.67	22.67	14.33	-	25.32
'Gabi'. No		53.33	63.33	56.33	58.33	-	-	-	-	55.33	61.67	56.67	-	59.16

Table 2 Group 5 :-(Cont'd) Average Retail Price of Goods and Services by Region and Selected Market Places

June 2002
Sene 1994

ITEM	UNIT	R E G I O N A N D M A R K E T P L A C E S												GROMIYA AVERAGE
		O R O M I Y A												
		Nazareth	Shashe- mene	Diksise	Asella	Asebe- Teferi	Bedessa	Alemaya	Boroda	Adaba	Robe	Hagere- Mariam	Negele- Borena	
P R I C E I N B I R R														
Shirts Long Sleeved (Local).....	No	-	29.33	20.00	41.67	-	35.00	-	-	-	20.00	18.67	-	29.17
Shirts Short Sleeved (Local).....	No	-	-	-	-	-	-	-	-	-	-	-	-	17.50
Shirts Long Sleeved (Imported)...	No	58.33	58.33	39.00	50.00	52.33	45.00	25.00	-	41.67	36.67	45.00	60.67	45.97
Shirts Short Sleeved (Imported)...	No	50.00	51.67	-	-	42.67	65.00	-	-	-	60.00	35.00	58.33	45.53
Socks (Cotton) Imported.....	Pair	6.83	11.33	5.67	-	-	-	-	-	2.83	5.67	5.00	6.33	6.92
Sweater (Local) Men.....	No	-	-	-	31.00	-	-	-	-	-	-	-	-	40.06
Sweater (Local) Women.....	No	-	-	-	-	-	-	-	-	-	-	33.33	22.50	31.75
Shash (Imported).....	No	11.33	-	8.00	11.00	9.33	9.33	12.67	5.33	9.67	11.67	10.00	20.00	10.66
Singlets (Local) White.....	No	11.00	-	10.33	-	-	-	-	-	10.00	-	-	8.67	15.00
Jeans Trouser.....	No	85.00	95.00	58.67	81.00	73.33	78.33	58.33	46.67	65.00	78.33	68.33	106.67	75.07
Woolen Suit.....	No	-	-	-	-	-	-	-	-	-	-	-	-	95.00
'Kemisna Netela'.....	No	140.00	123.33	110.00	121.67	93.33	150.00	-	-	90.00	153.33	83.33	105.00	113.00
Sweater-Men (Imported).....	No	93.33	-	100.00	-	86.67	80.00	-	-	79.00	103.33	-	126.67	97.22
Sweater-Women (Imported).....	No	78.33	75.00	-	-	-	-	-	-	-	-	-	76.67	100.00
Nylon Dress.....	No	-	-	-	-	-	-	98.33	-	-	-	-	24.67	59.83
Tetron Trouser.....	No	-	-	-	-	25.67	-	-	-	-	-	-	32.33	42.83
Leather Jacket.....	No	366.67	-	-	550.00	-	-	-	-	-	-	-	-	415.00
Under Wear China.....	No	15.33	15.67	12.67	12.67	14.67	-	-	-	-	500.00	-	-	-
Deriya	NO	26.67	-	-	-	-	-	-	-	12.67	16.67	15.00	14.67	14.16
Polyester Suit.....	No	-	-	-	-	-	-	25.00	-	12.67	-	-	-	17.89
Khaki Short	No	-	-	-	-	-	-	-	-	-	-	-	71.67	71.67
T-Shirts	No	36.67	33.33	-	26.00	28.00	-	-	-	-	-	-	18.67	13.75
Jogging Suit(sport tuta)	No	103.33	98.33	56.67	74.33	72.67	78.33	65.00	69.33	24.00	30.00	36.00	48.33	30.78
Khaki Jacket	No	93.33	115.00	-	108.33	105.00	-	-	-	65.00	68.33	83.33	110.00	75.56
Geldem	No	22.67	19.33	14.67	30.67	20.00	-	25.00	19.00	100.00	-	60.00	123.33	103.03
										14.00	-	22.67	25.00	20.05

Table 2 Group 5 :-(Cont'd) Average Retail Price of Goods and Services by Region and Selected Market Places

June
Sene 2002
1994

		R E G I O N A N D M A R K E T P L A C E S												
ITEM	UNIT	O R O M I Y A											OROMIYA AVERAGE	
		Nazareth	Shashe- mene	Diksise	Asella	Asebe- Teferi	Bedessa	Alemaya	Boroda	Adaba	Robe	Hagere- Mariam		Negele- Borena
		P R I C E I N B I R R												
READY-MADE / FOR CHILDREN														
Sweater (Local) for Boys.....	No	17.67	-	-	17.67	-	-	10.00	-	21.00	-	18.67	-	20.95
Socks (Imported) Cotton.....	Pair	3.17	5.83	5.67	-	-	3.00	-	2.00	3.33	3.33	4.00	5.33	4.24
Jeans Trouser.....	No	55.00	-	-	-	-	45.00	-	-	-	-	38.00	78.33	54.50
Shirt Long Sleeved(Imported)Boys.	No	27.67	28.33	21.00	-	-	18.00	12.00	9.33	22.00	-	27.33	31.33	22.97
Sweater (England) for Girls.....	No	-	-	-	-	-	-	-	-	-	-	40.00	81.67	60.83
Short for Boys.....	No	-	-	-	-	-	-	-	-	-	-	13.00	-	7.18
Kemise(for children)	No	24.67	83.67	-	68.33	60.00	43.33	-	-	36.67	80.00	61.67	77.67	54.40
FOOTWEAR (MEN AND WOMEN)														
Anbessa Leather Shoes Men(Local)Pair		95.00	156.67	-	88.33	-	-	88.33	-	90.00	110.00	96.67	120.00	94.73
Leather Shoes Men (Croft).....	Pair	-	175.00	-	-	-	-	-	-	115.00	103.33	-	126.67	127.86
Walking Shoes(imp.) Non-Leather Pair		-	118.33	-	107.50	-	88.33	-	-	-	82.50	86.67	100.00	88.65
Canvas Shoes (Local) Men.....	Pair	17.33	-	19.67	21.33	-	24.00	-	-	24.50	-	25.00	-	22.44
Canvas Shoes (China) Men.....	Pair	20.33	20.00	25.33	-	23.33	-	20.67	22.00	22.33	24.67	32.67	26.50	24.83
Plastic Shoes (Local) Women....	Pair	8.67	7.33	9.67	8.50	7.50	8.88	8.83	7.50	10.67	11.00	7.00	11.00	8.90
Slippers Sponge Adult (China)..	Pair	7.00	6.67	7.67	7.33	9.00	9.00	7.00	7.50	6.67	6.00	7.00	7.50	7.45
Boots for Men Plastic (Local)..	Pair	36.00	42.33	52.33	45.67	-	44.00	-	-	40.33	39.00	38.33	-	43.23
Sendel Plastic Shoes (Imp.)....	Pair	-	10.00	-	11.33	-	-	12.00	-	-	-	-	-	11.18
Cost of Mending Shoes sole(Men).Pair		24.67	23.67	-	15.00	25.00	-	-	-	23.00	25.00	18.67	17.00	21.68

Table 2 Group 5 :- (Cont'd) Average Retail Price of Goods and Services by Region and Selected Market Places

		R E G I O N A N D M A R K E T P L A C E S											June Sene	2002 1994
ITEM	UNIT	O R O M I Y A											OROMIYA AVERAGE	
		Nazareth	Shashe- mene	Diksise	Asella	Asebe- Teferi	Bedessa	Alemaya	Boroda	Adaba	Robe	Hagere- Mariam		Negele- Borena
P R I C E I N B I R R														
CONSTRUCTION MATERIALS, WATER, AND FUEL AND POWER														
CONSTRUCTION MATERIALS														
Cement/Bag/(Local).....	50Kg	-	-	-	36.00	36.00	39.00	42.33	43.67	36.33	34.17	37.00	46.00	38.38
Lime.....	Kg	-	-	-	-	1.03	1.19	1.21	1.21	-	-	1.03	2.00	1.17
Nail (7cm - 12cm).....	Kg	6.67	7.00	8.00	-	-	8.00	8.00	8.00	8.00	7.50	7.00	10.00	7.67
Nail With Cape.....	Kg	10.00	10.00	10.00	10.00	10.00	10.00	12.00	10.00	10.00	9.67	11.00	11.33	10.48
Corrugated Iron Sheet (.2mm).....	No	42.00	41.67	-	25.67	25.00	-	-	24.00	25.00	24.33	25.00	26.00	29.69
Wood for House Construction('Atana')..	No	-	-	-	3.50	-	-	-	-	3.83	-	3.83	-	3.32
Wall Paints-Super (Fluid) Normal.....	4Kg	58.00	57.00	-	55.33	60.00	60.00	60.00	-	58.00	57.00	57.00	64.67	58.63
Wall Paints-Super (Fluid) Plastic....	4Kg	88.00	87.00	-	85.33	90.00	96.67	90.00	90.00	102.67	89.33	88.67	94.67	91.09
Coarse Aggregate Gravel.....	Meter Cube	79.00	-	-	-	-	-	-	-	-	-	-	-	203.60
Hollow Concrete Block(20x20x40 cm Cube)No	2.00	2.00	-	2.28	2.65	-	2.50	-	-	-	2.50	-	2.50	2.59
Bricks (25cm x 12cm x 6cm).....	No	-	-	-	-	-	-	-	-	-	1.18	1.40	-	.84
Floor Board 4m Length.....	No	51.00	12.67	-	45.33	-	-	-	-	24.00	-	21.67	56.67	32.91
Iron Pipe 6mt. (1/2 inch Wide) Local..	No	70.00	65.00	-	-	-	45.00	-	-	-	-	43.33	52.50	58.95
Chipwood (125cm x 250cm x 8mm).....	No	81.67	74.67	-	-	-	90.00	-	-	-	-	91.67	-	83.00
Sand.....	Meter Cube	95.60	-	-	72.90	-	-	-	-	-	118.50	52.73	-	68.56
Gutter N ^o 32.....	Meter	26.00	25.33	-	-	-	-	-	-	-	-	20.00	-	20.00
Window Glass (50cm x 50cm x 3mm).....	No	12.67	10.67	-	18.75	-	-	-	-	-	20.00	35.00	91.00	25.20
Water Tanker (1meter cube).....	No	575.00	905.00	-	-	1000.00	-	-	-	-	-	460.00	-	791.13
Stone for House Construction..	Meter Cube	-	-	-	24.00	-	-	-	-	-	-	47.06	-	28.42
Mega Paints.....	4Kg	56.00	57.00	-	-	-	60.00	-	-	-	-	57.00	57.00	62.33
Tseday Paints.....	4Kg	-	-	-	-	-	-	-	-	-	90.00	-	-	90.00
"Yewellel Nitaf"(Tile).....	No	-	-	-	-	-	-	-	-	-	-	-	-	2.60
WATER														
Water.....	Meter Cube	6.67	7.35	.53	4.55	6.88	9.17	17.18	8.33	3.67	5.75	4.67	5.83	6.99

Table 2 Group 5 :- (Cont'd) Average Retail Price of Goods and Services by Region and Selected Market Places

June
Sene 2002
1994

ITEM	UNIT	R E G I O N A N D M A R K E T P L A C E S											OROMIYA AVERAGE	
		Nazareth	Shashe- mene	Diksise	Asella	Asebe- Teferi	Bedessa	Alemaya	Boroda	Adaba	Robe	Hagere- Mariam		Negele- Borena
FUEL AND POWER														
P R I C E I N B I R R														
Fire Wood.....	Meter Cube	44.73	71.02	43.58	20.93	21.25	48.38	57.56	59.12	17.75	41.04	11.01	26.03	53.92
Charcoal.....	Kg	1.08	.81	1.56	.75	1.02	1.06	1.13	.87	.73	1.03	.79	2.91	1.07
Dung Cake.....	Kg	.39	-	.10	-	-	-	-	-	-	-	-	-	.23
Kerosine.....	Lt	1.96	2.04	3.03	-	1.85	1.86	1.98	2.25	2.06	2.12	2.22	2.40	2.22
Diesel.....	Lt	2.58	2.66	3.79	-	2.47	2.48	2.40	3.25	2.68	2.74	2.74	2.82	2.90
Electric.....	K.Watt	.27	.27	-	-	-	-	-	-	-	-	-	-	.30
Matches.....	Box	.23	.20	.25	-	.25	.25	.25	.25	.22	.20	.20	.25	.23
Candles.....	No	.90	.92	1.00	-	1.00	1.00	1.00	.83	1.00	1.00	1.00	1.00	.94
Buthane Gas (Shell).....	12.5 Kg	-	-	-	-	-	-	-	-	-	-	-	-	-
Eveready Drycell.....	No	1.71	1.58	4.00	2.00	-	-	1.67	-	1.92	1.75	4.00	2.00	2.10
FURNITURE, FURNISHING, HOUSEHOLD EQUIPMENT AND OPERATION														
CHAIRS, TABLES, ETC.														
Table Wanza (Machine made) Varnished..	No	260.00	-	250.00	283.33	-	-	-	-	190.00	200.00	250.00	-	220.43
Table Wanza (Hand made) Not Varnished..	No	-	-	-	160.00	-	-	-	-	-	-	150.00	-	127.92
Chairs Wanza (Machine Made) Varnished..	No	73.33	-	-	-	-	-	-	-	-	-	-	-	56.57
Chairs Wanza (Hand Made) Varnished....	No	-	-	-	-	-	-	-	-	-	90.00	-	-	41.00
Cupboard Wanza (2 doors) Varnished....	No	933.33	1033.33	1000.00	1616.67	1300.00	1000.00	-	-	40.00	-	35.00	-	960.41
Double Bed Wanza (120cm) Varnished....	No	-	450.00	350.00	560.00	-	600.00	-	-	1200.00	900.00	683.33	-	439.78
Sofas (Complete).....	No	3166.67	2900.00	1500.00	3566.67	3500.00	-	-	-	375.00	450.00	350.00	-	3000.00
Book Shelves Wanza (3 Shelves) no Door	No	-	233.33	170.00	310.00	-	-	-	-	2500.00	-	2766.67	-	286.18
Chest of Drawer	No	650.00	566.67	350.00	556.67	-	250.00	-	-	120.00	280.00	216.67	-	512.48
FURNISHINGS & REPAIRS														
Bed Sheet (Non-Patterned Bahir Dar)														
1.90m x 2.50m.....	Pair	47.33	50.00	50.00	47.33	-	44.00	-	-	45.00	43.33	42.67	50.00	47.31

Table 2 Group 5 :- (Cont'd) Average Retail Price of Goods and Services by Region and Selected Market Places

June 2002
Sene 1994

ITEM	UNIT	R E G I O N A N D M A R K E T P L A C E S											OROMIYA AVERAGE	
		O R O M I Y A												
		Nazareth	Shashe- mene	Diksise	Asella	Asebe- Teferi	Bedessa	Alemaya	Boroda	Adaba	Robe	Hagere- Mariam		Negele- Borena
P R I C E I N B I R R														
Bed Sheet (Patterned Kombolcha) 1.90m x 2.50m.....	Pair	82.33	83.33	-	-	-	-	-	-	-	60.00	66.00	62.50	73.81
Bed Cover (Patterned Kombolcha).....	No	-	-	-	-	-	-	-	-	24.00	47.50	58.33	-	59.85
Blanket Woolen (Debre B.) 160cm x 220cm.....	No	76.33	79.33	-	77.67	80.00	76.00	79.33	79.33	84.00	-	98.33	85.00	81.03
Mattress-Sponge (A.A Foam) 120cm.....	No	290.00	296.67	-	311.67	305.00	295.00	290.00	-	310.00	310.00	316.67	300.00	310.58
Towel-Local (Kombolcha).....	No	9.33	10.50	-	-	25.00	-	-	-	-	9.33	15.00	-	11.79
EARTHEN WARE														
Water Pot.....	No	7.33	4.83	2.92	3.50	5.50	-	-	-	2.17	5.67	6.67	-	5.08
'Jebena' Medium Size.....	No	3.50	3.00	1.17	1.75	3.00	3.67	4.00	3.00	.88	1.50	4.00	4.00	2.71
'Mitad' (Griddle of Clay).....	No	13.33	8.67	11.67	12.33	3.67	10.33	5.00	9.33	20.00	14.67	9.00	14.00	10.93
Local Stove '(Lakech).....	No	7.00	5.83	6.83	6.83	6.00	5.67	12.00	6.00	-	2.00	10.33	6.67	7.25
Cup for Coffee (China).....	No	1.00	1.08	1.25	-	1.50	1.25	1.00	1.25	1.12	1.00	1.00	1.25	1.11
Plate Clay (imported).....	No	6.83	4.83	-	4.08	4.00	8.00	6.00	-	3.75	4.67	5.00	6.00	4.56
STRAW, BAMBOO AND OTHERS														
'Sefed'.....	No	6.00	7.67	3.83	5.67	7.00	6.67	9.67	5.67	6.67	11.33	6.00	8.00	6.33
Sack 100Kg Capacity.....	No	7.00	5.67	-	-	7.33	-	-	-	-	-	6.00	6.00	6.44
METAL WARE														
Cooking Pan Medium (Local).....	No	21.00	25.00	31.33	30.00	34.00	24.00	-	30.00	26.00	28.67	35.67	35.33	28.30
Tray (Nickel) Medium N# 45 Local.....	No	17.33	-	-	-	-	-	-	-	-	-	15.50	15.00	16.18
Electric 'Mitad' Aluminium.....	No	383.33	-	-	-	450.00	-	-	-	-	-	-	-	410.00
Gas Stove (Kerosine) China.....	No	39.33	40.00	44.67	40.00	42.00	42.00	41.00	44.33	42.33	42.67	43.67	41.67	41.67
Refrigerator.....	No	3399.67	-	-	-	-	-	-	-	-	-	-	-	3566.50

Table 2 Group 5 :-(Cont'd) Average Retail Price of Goods and Services by Region and Selected Market Places

		R E G I O N A N D M A R K E T P L A C E S												June Sene	2002 1994
ITEM	UNIT	O R O M I Y A												ORMIYA AVERAGE	
		Nazareth	Shashe- mene	Diksise	Asella	Asebe- Teferi	Bedessa	Alemaya	Boroda	Adaba	Robe	Hagure- Mariam	Negele- Borena		
		P R I C E I N B I R R													
PLASTIC WARE (LOCAL MADE)															
Jerrycan (20 Litres).....	No	27.00	21.00	24.67	23.83	25.00	23.67	20.00	23.33	-	-	17.00	22.00	23.68	
Bucket (20 Litres).....	No	15.67	15.00	16.83	16.83	15.00	14.00	18.50	15.33	17.00	16.67	19.00	13.00	15.89	
GLASS WARE															
Glass for Tea (Durablex).....	No	3.00	3.05	-	3.08	3.00	-	5.17	-	3.50	3.00	.25	2.50	3.72	
OTHER HOUSEHOLD EQUIPMENT															
Kerosine Lamp.....	No	16.67	16.67	20.67	21.33	15.67	19.00	57.00	-	26.67	22.00	24.67	14.33	20.90	
'Kuraz' Small Local Kerosine Lamp.....	No	1.00	.80	1.00	.62	1.00	.92	.92	.58	.92	.67	1.00	1.00	.92	
Flash Light.....	No	6.83	6.67	7.00	7.33	6.83	6.50	5.83	5.33	6.83	6.00	6.00	7.00	6.35	
Electric Bulb Philips(40/60 Watt).....	No	2.83	-	2.50	2.33	2.50	-	-	-	-	-	5.00	2.50	2.51	
HOUSEHOLD OPERATION															
Hard Soap (Local).....	200gm	2.00	1.33	1.33	1.33	1.67	1.67	-	2.06	1.55	-	1.00	1.42	1.54	
Hard Soap (Imported).....	200gm	1.87	2.09	2.00	2.00	2.50	2.00	-	-	2.33	-	5.00	2.40	2.21	
Detergent (Omo).....	50gm	.89	.67	.50	4.17	1.25	1.43	.75	.59	1.43	1.31	1.00	1.00	1.26	
Incense.....	Kg	17.00	20.00	5.33	6.33	6.83	7.00	8.00	8.33	11.80	8.89	6.00	7.00	7.99	
Sandal Wood.....	No	.27	.27	.25	.25	.13	.25	.25	.25	.25	.25	.25	.40	.24	
Toilet Paper (Mamko).....	Roll	3.00	3.00	3.00	3.00	3.00	3.00	3.00	3.00	3.00	3.00	5.00	3.25	3.01	
DRY CLEANING															
Dry Cleaning (Suit Men).....	No	13.67	16.00	-	14.20	15.00	-	-	-	-	-	12.00	11.00	14.31	

Table 2 Group 5 :-(Cont'd) Average Retail Price of Goods and Services by Region and Selected Market Places

June
Sene 2002
1994

ITEM	UNIT	R E G I O N A N D M A R K E T P L A C E S											OROMIYA AVERAGE	
		O R O M I Y A												
		Nazareth	Shashe- mene	Diksise	Asella	Asebe- Teferi	Bedessa	Alemaya	Boroda	Adaba	Robe	Hagere- Mariam		Negele- Borena
P R I C E I N B I R R														
DOMESTIC SERVICE														
Maid Servant.....	Month	35.00	41.67	32.67	26.67	38.33	41.67	40.00	26.67	30.00	36.67	-	43.33	33.20
Unskilled Service (Daily Laborer)....	Day	7.00	6.67	7.00	7.33	7.00	12.00	10.00	6.33	6.67	6.33	8.00	8.67	7.25
Salary for Guard	Month	60.00	43.33	60.00	-	83.33	56.67	70.00	-	-	-	-	56.67	60.11
MEDICAL CARE														
Ampicillin(250 mg) Local.....	56 Caps	16.80	16.80	20.80	16.80	-	14.00	14.00	15.23	-	14.00	19.00	14.00	16.38
Dichlorophine(500 mg) Local.....	6 Pills	-	-	-	-	-	-	-	1.00	-	-	-	-	1.28
Tetracycline(250mg) Local.....	56 Caps	11.20	9.95	10.67	9.00	12.00	7.00	6.15	5.60	9.00	8.67	7.78	7.00	9.24
Penicillin Injection(4 Mu. Local). Bottle		3.77	3.83	4.33	3.75	5.00	4.13	4.00	3.42	4.00	3.75	3.67	4.00	3.89
Chloramphenicol(250mg) Local.....	56 Caps	13.63	12.45	19.30	12.00	18.00	13.50	14.00	12.50	15.67	12.00	14.00	11.20	13.61
Dipron(500mg) Local.....	20 Pills	-	-	3.00	-	-	-	-	2.00	-	-	4.00	-	3.30
Cough Syrup (Berantine) Local.....	125cc	7.50	7.83	10.00	-	8.33	-	8.00	8.17	-	-	-	9.33	8.35
Bactrim(480mg) Local.....	30 Pills	-	4.75	9.75	-	3.00	6.00	-	-	7.50	6.00	9.00	9.00	6.84
Vermox(100mg) Local.....	12 Pills	-	-	2.83	2.67	4.00	-	-	-	2.67	2.00	3.67	3.00	3.04
Mezel(250mg) Local.....	30 Caps	4.50	5.50	6.67	5.00	6.00	3.60	3.18	3.00	4.67	4.75	3.75	5.00	4.77
Asprin (300 mg) Local.....	20 Pills	2.00	1.67	2.33	1.89	2.00	1.00	1.67	1.00	2.00	2.00	2.67	2.00	1.78
OTHER MEDICAL EXPENSES														
Doctor's Fee (Government).....	per visit	.75	2.00	-	1.00	1.00	-	1.00	-	1.50	1.50	3.00	6.00	1.39
Doctor's Fee (Private).....	per visit	10.00	10.00	2.00	15.00	-	10.00	-	-	5.00	8.00	2.00	8.00	7.89
Injection (Service Charge).....	Once	1.00	1.00	.75	1.00	-	1.00	1.00	-	1.00	1.00	1.00	1.00	.90
Laboratory Test Fee (Private).....	Once	9.33	4.00	-	6.33	-	5.00	-	-	5.00	4.50	3.00	5.00	4.94
Bed Charge (gov.).....	per day	3.00	-	-	4.00	2.00	-	2.00	-	-	-	3.00	6.00	3.03

Table 2 Group 5 :-(Cont'd) Average Retail Price of Goods and Services by Region and Selected Market Places

June
Sene 2002
1994

R E G I O N A N D M A R K E T P L A C E S														
ITEM	UNIT	O R O M I Y A											OROMIYA AVERAGE	
		Nazareth	Shashe- mene	Diksisse	Asella	Asebe- Teferi	Bedessa	Alemaya	Boroda	Adaba	Robe	Hagere- Mariam		Negele- Borena
P R I C E I N B I R R														
TRANSPORT AND COMMUNICATION														
TRANSPORT														
Benzene.....	Lt	4.26	4.34	-	-	4.15	4.16	4.08	-	4.36	4.42	4.42	4.50	4.41
Motor Oil (Mobil).....	Lt	19.00	19.73	-	18.82	17.70	19.95	21.85	-	19.75	19.75	20.00	19.75	19.60
Car Washing and Greasing.....	No	26.67	20.00	-	20.00	-	-	25.00	-	-	-	-	40.00	26.75
Bus Fare (per km).....	Tarif	.11	.10	-	.11	.10	-	-	-	.10	.10	-	-	11
Bus Fare (within Town)	Trip	-	-	-	-	-	-	-	-	-	14	-	-	20
Taxi Fare	Trip	.63	-	-	.50	-	-	-	-	-	-	-	-	74
Air Plane (To Addis Ababa)	Trip	-	-	-	-	-	-	-	-	-	212.00	-	-	316.40
Animal Transport fare.....	Trip	-	-	9.33	-	-	-	-	10.00	6.00	-	6.00	-	8.13
Cart Fare.....	Trip	.50	.50	1.00	.58	1.00	1.00	-	-	.92	1.00	1.00	1.00	.86
Train Fare	Trip	38.00	-	-	-	-	-	-	-	-	-	-	-	38.00
Service Charge (Motor oil change)...	Once	-	-	-	-	-	-	-	-	-	-	-	-	-
COMMUNICATION														
Telephone Charge (with town).....	Period	.20	.20	-	.20	.10	-	-	-	.70	.75	-	.75	41
Telephone Charge to Addis Ababa....	Period	1.80	2.25	-	2.05	1.05	1.90	2.30	2.70	2.30	2.30	90	2.65	2.29
Telephone Line Installation Charge..	Once	355.75	355.75	-	355.75	355.77	355.75	355.75	-	355.75	355.75	355.75	350.00	355.88
ENTERTAINMENT AND EDUCATION														
EQUIPMENT AND ACCESSORIES														
T.V. Set Philips 21 inch(Colored)....	No	3233.33	3183.33	-	3300.00	2633.33	-	-	-	-	3033.33	-	2800.00	3102.38
Cassette Recorded Original(Local Music)	No	12.33	13.00	-	12.33	12.00	12.00	12.00	12.00	12.33	12.33	12.00	13.00	12.33
Radio Set Philips 3 Band.....	No	130.00	116.67	-	-	-	160.00	-	-	95.00	135.00	110.00	82.50	123.71
Tape Recorder National (2 Speaker)....	No	586.67	236.67	-	-	-	200.00	-	-	280.00	-	243.33	-	337.38
Expense for Photograph(Passport size)4Pho		4.00	5.00	4.00	-	5.00	5.00	4.00	-	3.00	3.67	4.00	3.67	4.11

Table 2 Group 5 :-(Cont'd) Average Retail Price of Goods and Services by Region and Selected Market Places

June
Sene 2002
1994

ITEM	UNIT	R E G I O N A N D M A R K E T P L A C E S												OROMIYA AVERAGE
		O R O M I Y A												
		Nazareth	Shashe- mene	Diksis	Asella	Asebe- Teferi	Bedessa	Alemaya	Boroda	Adaba	Robe	Hagere- Mariam	Negele- Borena	
P R I C E I N B I R R														
Newspaper (Addis Zemen).....	No	.50	.50	-	.50	-	-	-	-	-	.50	.50	.50	.50
Theater Entrance Fee	Once	10.00	-	-	-	-	-	-	-	-	-	-	-	10.00
EDUCATION														
Exercise Book (50 Leaves) Local.....	No	2.00	2.00	2.00	1.97	2.00	1.92	-	2.08	1.83	2.00	1.93	2.00	1.92
Pencil (China).....	No	.30	.25	.25	.25	.25	.25	.25	.25	.25	.25	.25	.25	.24
Ball Point-Bic England.....	No	1.08	1.10	1.10	1.00	1.10	1.00	1.00	1.00	1.00	1.00	1.00	1.00	1.06
Day School Fee-Public(Grade 7 & 8)..	Month	15.00	-	-	-	-	-	-	-	-	-	-	-	15.00
Day School Fee-Private(Grade 9-12)..	Month	78.66	-	-	-	-	-	-	-	-	-	-	-	78.66
Night School Fee-Government(Gr.9-12)	Month	17.77	16.75	-	-	34.00	-	-	-	-	18.66	30.00	23.00	18.76
School Uniform Fee	No	70.17	-	-	58.33	73.33	-	-	-	58.00	-	61.65	-	68.51
Night School Fee-Private(Grade9-12)..	Month	28.66	-	-	-	-	-	-	-	-	-	-	-	28.66
PERSONAL CARE AND EFFECTS														
PERSONAL CARE														
Lux Toilet Soap.....	90gm	2.25	.96	3.00	2.25	2.25	2.25	2.30	2.46	2.52	2.25	2.25	3.60	2.37
Blade-TOPAZ.....	No	.25	.25	.25	.25	.25	.25	.30	.25	.25	.25	.23	.25	.25
Hair Dressing (Traditional).....	No	5.00	-	-	4.67	4.33	3.00	-	-	1.33	-	5.00	2.33	3.33
Hair Dressing (Modern).....	No	9.33	7.00	-	7.67	7.00	10.00	8.00	-	5.33	6.33	10.00	10.00	7.96
Barbery (Mens Hair Cut).....	No	4.00	4.33	1.75	2.00	3.00	3.00	3.00	-	2.00	3.00	5.00	3.00	3.08
Paraffin Hair Oil.....	330cc	7.67	7.50	8.00	9.58	7.50	8.00	8.00	7.67	9.43	8.43	7.33	8.00	8.06
Zenith Hair Oil.....	330cc	-	7.50	8.00	9.37	7.50	7.83	8.07	6.83	9.48	7.38	7.50	8.80	7.85
Shaving Machine (medium)	No	-	-	-	41.33	28.33	-	-	-	-	45.00	-	-	25.38
Perfume	CC	19.67	22.67	-	-	19.67	18.33	14.67	27.27	21.00	21.67	-	15.00	21.66
PERSONAL EFFECTS														
Umbrella-Men Medium (Local).....	No	23.67	-	18.67	25.00	20.00	24.00	-	-	21.67	-	20.67	20.33	23.47

Table 2 Group 5 :-(Cont'd) Average Retail Price of Goods and Services by Region and Selected Market Places

June
Sene 2002
1994

ITEM	UNIT	R E G I O N A N D M A R K E T P L A C E S												DROMIYA AVERAGE
		O R O M I Y A												
		Nazareth	Shashe- mene	Diksise	Asella	Asebe- Teferi	Bedessa	Alemaya	Boroda	Adaba	Robe	Hagere- Mariam	Negele- Borena	
P R I C E I N B I R R														
Umbrella-Women Medium (Imported).....	No	22.00	23.67	18.67	17.67	15.67	20.00	-	16.67	18.67	21.00	22.67	25.00	20.29
Hand Bag (Imported Synthetic).....	No	113.33	143.33	-	110.00	-	-	-	-	-	95.00	-	-	112.37
Belt (Local) Machine Made.....	No	15.00	5.33	5.67	18.67	6.67	7.33	-	5.33	7.67	-	15.67	8.00	11.38
Belt (Local) Hand Made.....	No	3.50	-	-	2.67	-	-	-	-	2.33	-	-	-	2.71
JEWELLERY														
Seiko-21 Jewels Automatic (Men).....	No	416.67	-	-	-	-	-	-	-	-	-	-	-	416.67
Seiko-21 Jewels Automatic (Women).....	No	316.67	-	-	-	-	-	-	-	-	-	-	-	316.67
Earrings (4gm 18 carat Local).....	Pair	320.00	340.00	-	326.67	300.00	-	340.00	-	-	320.00	-	-	325.52
Neck Laces (6gm 21 carat Imported)....	No	600.00	590.00	-	590.00	660.00	-	-	-	-	-	-	630.00	599.33
Rings (4gm 18 carat Local).....	No	320.00	340.00	-	326.67	300.00	-	340.00	-	-	320.00	-	370.00	329.39
Bracelet 20gm (18 carat Local).....	No	1600.00	1700.00	-	1633.33	-	-	1700.00	-	-	-	-	972.50	1597.38
LIVESTOCK AND DRAUGHT ANIMALS														
LIVESTOCK														
Sheep (10-15Kg).....	No	233.33	62.00	80.00	95.00	52.67	116.67	76.67	61.67	92.67	115.00	51.67	-	106.25
Goat (10-15Kg).....	No	175.00	75.00	50.00	70.00	33.67	94.33	85.00	66.67	60.00	68.33	40.67	44.00	67.50
Heifer (2-4 Years).....	No	783.33	200.00	370.00	310.00	250.00	550.00	320.00	270.00	253.33	253.33	280.00	306.67	327.69
Cow (4 Years and Above).....	No	816.67	688.33	470.00	500.00	270.00	426.67	450.00	416.67	426.67	460.00	440.00	683.33	494.97
Bull (2-4 Years).....	No	473.33	338.33	390.00	283.33	380.00	576.67	373.33	271.67	406.67	266.67	363.33	500.00	361.50
Ox (4 Years and Above).....	No	950.00	840.00	800.00	783.33	726.67	909.00	890.00	593.33	866.67	543.33	623.33	1100.00	785.34
Hen (Indigenous).....	No	7.67	7.33	4.33	7.67	3.50	3.00	4.33	3.67	4.00	5.67	3.58	4.67	5.67
Cock (Indigenous).....	No	13.00	9.67	6.33	11.67	4.33	6.00	6.33	6.33	7.00	11.33	9.33	6.50	9.51
DRAUGHT ANIMALS														
Donkey.....	No	310.00	200.00	270.00	-	250.00	333.33	280.00	266.67	233.33	276.67	256.67	483.33	277.69
Horse.....	No	450.00	471.67	896.67	-	-	416.67	-	-	563.33	543.33	-	-	476.17

Table 2 Group 5 :- (Cont'd) Average Retail Price of Goods and Services by Region and Selected Market Places

June 2002
Sene 1994

ITEM	UNIT	R E G I O N A N D M A R K E T P L A C E S											OROMIYA AVERAGE	
		O R O M I Y A												
		Nazareth	Shashe- mene	Diksise	Asella	Asebe- Teferi	Bedessa	Alemaya	Boroda	Adaba	Robe	Hagere- Mariam		Negele- Borena
P R I C E I N B I R R														
Mule.....	No	-	-	1283.33	-	-	776.67	-	-	-	1043.33	-	-	995.71
FARM EQUIPMENT (INDUSTRIAL PRODUCT)														
Sickel.....	No	12.67	-	20.00	17.00	-	12.00	12.33	17.33	-	16.33	-	12.67	12.64
Pick Axe ('Doma').....	No	17.00	16.67	-	19.33	25.00	-	-	-	25.00	-	19.00	15.67	19.58
'Gejera'.....	No	15.33	17.33	-	16.67	18.00	-	-	-	21.00	15.00	18.67	15.00	18.75
FARM EQUIPMENT (HAND MADE)														
'Mofer'.....	No	18.33	10.67	-	-	-	-	-	-	7.33	-	2.83	-	11.78
'Kember'.....	No	15.33	-	-	-	-	-	-	-	4.33	6.50	1.83	-	7.35
'Digr'.....	No	4.33	2.00	2.75	-	-	-	8.00	-	1.08	2.58	2.33	-	3.07
Plough.....	No	11.00	9.67	14.67	-	16.00	17.33	14.00	-	12.67	30.00	17.67	14.67	12.23
Sickel.....	No	3.83	2.83	-	-	-	-	8.33	-	-	-	4.00	-	3.99
'Wegel'.....	No	2.83	2.67	4.50	-	4.00	5.17	9.67	-	3.50	4.50	3.67	5.00	4.31
'Erfe'.....	No	1.00	-	-	-	-	-	-	-	1.17	-	-	-	1.50
MISCELLANEOUS GOODS AND SERVICES														
Coffin (Medium Quality).....	No	76.67	88.33	150.00	101.67	-	-	-	-	150.00	-	150.00	-	115.31
Charge for Money order	Once	11.02	1.65	-	11.02	1.60	-	2.60	-	-	11.03	5.06	11.30	4.42
Charge for Visa (for person).....	No	-	-	-	-	-	-	-	-	-	-	-	-	-

Group 6

Market Places

(Shinele, Arere, Jig Jiga, Hartshek, Dollo, Moyale, Mambook, Mender Sebat, Assosa, Bambasi, Kemashi, and Agelo Meti.)

Group 8

Market Places

Stinele Area in digital theater - some places to look at
Sant, Agnes, and some other places to look at

Table 1 Group 6 :- Average Retail Price of Goods and Services by Region and Selected Market Places

May 2002
Ginbot 1994

ITEM	UNIT	R E G I O N A N D M A R K E T P L A C E S											
		S O M A L I E					SOMALI AVERAGE	B E N I S H A N G U L - G U M U Z					BEN- GUMUZ AVERAGE
		Shinile	Arere	Jigjiga	Hartshek	Dolo		Moyale	Mambook	Mender- Sebat	Asossa	Bambasi	

P R I C E I N B I R R

CEREALS UNMILLED

'Teff' White	Kg	-	2.60	2.70	-	-	-	2.66	-	1.52	2.13	1.48	1.45	1.40	1.61
'Teff' Mixed.....	Kg	2.50	2.03	2.40	-	-	-	2.26	-	1.40	1.81	1.20	1.27	1.38	1.41
'Teff' Black (Red).....	Kg	-	1.75	2.00	-	-	-	1.90	1.03	1.30	1.37	1.09	1.17	1.35	1.22
Wheat White.....	Kg	-	-	1.93	1.44	2.71	-	2.03	1.44	1.20	.87	1.03	1.63	-	1.23
Wheat Mixed.....	Kg	-	1.50	-	-	-	2.00	1.80	-	-	-	-	1.61	-	1.61
Wheat Black.....	Kg	1.55	1.25	-	1.19	1.29	-	1.33	-	.83	-	-	1.62	-	1.23
Barley White.....	Kg	-	-	1.13	3.14	-	-	2.14	-	-	2.51	-	.95	-	1.89
Barley Mixed.....	Kg	-	1.58	-	-	-	-	1.58	-	1.10	1.79	1.79	.76	1.52	1.38
Barley Black.....	Kg	-	-	-	-	-	-	-	.66	1.01	1.95	-	.87	-	1.15
Barley for Beer.....	Kg	-	-	-	-	-	2.00	2.00	-	-	-	-	-	-	-
Maize.....	Kg	-	1.00	1.20	1.05	1.03	1.24	1.10	.67	.43	.52	.34	.56	.56	.51
Dunrah.....	Kg	-	-	-	-	-	-	-	-	-	-	-	-	-	-
Sorghum Yellow.....	Kg	1.47	-	-	-	1.74	-	1.67	-	-	-	-	-	-	-
Sorghum White.....	Kg	1.38	-	-	1.12	2.08	-	1.55	-	.42	.57	.37	.45	.70	.50
Sorghum Red.....	Kg	1.53	1.20	-	-	1.11	-	1.28	-	-	.58	.37	.46	-	.47
African Millet.....	Kg	-	-	-	-	-	-	-	.49	.58	.43	.47	.65	.87	.58
Rice.....	Kg	4.50	3.83	3.87	3.00	4.67	4.00	3.98	-	5.00	5.17	5.00	-	-	5.08
Oats.....	Kg	-	-	3.04	5.00	-	3.00	3.68	-	-	-	-	-	-	-
Hulled Barley.....	Kg	-	-	-	-	-	-	-	-	-	-	-	-	-	-

CEREALS MILLED

'Teff' White.....	Kg	-	2.77	-	-	2.80	2.75	2.77	-	-	-	-	-	-	-
'Teff' Mixed.....	Kg	-	2.25	-	-	2.50	-	2.38	-	-	-	-	-	-	-
'Teff' Black (Red).....	Kg	-	-	-	-	-	-	-	-	-	-	-	-	-	-
Wheat White.....	Kg	-	1.83	1.99	1.98	1.61	-	1.87	-	-	-	-	-	-	-
Wheat Mixed.....	Kg	-	-	-	-	1.59	-	1.59	-	-	-	-	-	-	-
Barley White.....	Kg	-	-	-	-	-	-	-	-	-	-	-	-	-	-

Table 1 Group 6 :- (Cont'd) Average Retail Price of Goods and Services by Region and Selected Market Places

May 2002
Ginbot 1994

		R E G I O N A N D M A R K E T P L A C E S													
ITEM	UNIT	S O M A L I E						SOMALI AVERAGE	B E N I S H A N G U L - G U M U Z						BEN- GUMUZ AVERAGE
		Shinile	Arere	Jigjiga	Hartshek	Dolo	Moyale		Mambok	Mender- Sebat	Asossa	Bambasi	Kemashi	Agelo- meti	
		P R I C E I N B I R R													
Barley Mixed.....	Kg	-	-	-	-	1.60	-	1.60	-	-	-	-	-	-	-
Maize.....	Kg	-	1.10	1.95	-	1.60	1.47	1.53	-	-	-	-	-	-	-
Oats.....	Kg	-	-	-	-	-	-	-	5.00	5.00	-	-	-	-	5.00
Sorghum.....	Kg	-	1.43	-	-	2.34	-	1.89	-	-	-	-	-	-	-
Durrah.....	Kg	-	-	-	-	-	-	-	-	-	-	-	-	-	-
'Furno Duket' Locally Processed..	Kg	3.50	3.00	2.90	3.33	4.00	2.33	3.18	3.00	3.75	3.00	3.00	3.83	4.00	3.38
PULSES UNMILLED															
Horse Beans.....	Kg	-	1.50	2.48	2.96	-	2.00	2.24	1.11	1.19	1.96	1.61	1.38	-	1.45
Peas White.....	Kg	-	-	-	1.90	-	-	1.90	1.42	-	-	-	-	-	1.42
Peas Black.....	Kg	-	-	-	-	-	-	-	1.69	1.54	-	-	-	-	1.62
Peas Mixed.....	Kg	-	1.83	2.43	-	-	2.00	2.09	-	1.45	2.29	-	1.68	2.41	1.87
Soya Beans.....	Kg	-	-	-	-	-	-	-	-	.77	.70	.87	-	-	.78
Chick Peas.....	Kg	-	2.00	2.52	3.00	3.00	2.33	2.57	.98	1.99	2.54	1.64	4.00	-	2.23
Lentils.....	Kg	-	2.67	2.81	4.90	1.32	2.50	2.84	2.50	2.30	3.00	3.00	4.00	-	3.03
Haricot Beans.....	Kg	-	-	2.76	1.60	3.16	1.83	2.34	1.42	1.22	1.25	1.22	2.11	1.83	1.51
Lima Beans.....	Kg	-	-	2.85	-	2.87	-	2.86	-	-	-	-	3.23	-	3.23
Vetch.....	Kg	-	-	1.97	-	-	-	1.97	.99	.96	1.39	1.59	-	-	1.16
Fenugreek.....	Kg	4.50	4.00	3.92	6.44	5.00	5.04	4.84	10.00	5.33	7.39	4.25	5.67	2.96	6.22
PULSES MILLED OR SPLIT															
Horse Beans Milled.....	Kg	-	-	-	-	-	-	-	-	-	-	-	-	-	-
Peas Milled.....	Kg	-	-	-	-	5.00	-	5.00	3.50	-	-	-	-	-	3.50
Chick Peas Milled.....	Kg	-	-	-	-	-	-	-	-	-	-	-	-	-	-
Mixed Pulses Milled.....	Kg	3.77	3.28	-	-	-	3.33	3.46	-	3.00	4.00	5.00	4.00	5.25	4.18
Vetch Milled.....	Kg	-	-	5.11	-	-	-	5.11	-	3.00	-	-	-	-	3.00
Peas Split.....	Kg	-	4.00	3.09	4.03	2.00	1.92	3.01	-	-	3.50	4.00	4.00	4.25	3.91
Peas Split(Roasted).....	Kg	-	-	3.50	-	-	-	3.50	3.50	3.50	3.00	-	-	-	3.33

Table 1 Group 6 :- (Cont'd) Average Retail Price of Goods and Services by Region and Selected Market Places

May
Ginbot 2002
1994

		R E G I O N A N D M A R K E T P L A C E S													
ITEM	UNIT	S O M A L I E						SOMALI AVERAGE	B E N I S H A N G U L - G U M U Z						BEN- GUMUZ AVERAGE
		Shinile	Arere	Jigjiga	Hartshek	Dolo	Moyale		Mambook	Mender- Sebat	Asossa	Bambasi	Kemashi	Agelo- meti	
		P R I C E I N B I R R													
Horse Beans Split(Roasted).....	Kg	-	-	-	-	-	-	-	-	3.67	-	-	-	-	3.67
Lentils Split.....	Kg	5.00	3.83	3.97	3.92	5.00	4.30	4.26	3.50	3.50	3.50	4.00	4.00	4.50	3.79
Vetch Split(Roasted).....	Kg	-	-	-	-	-	-	-	-	-	-	-	-	-	-
Chick Peas Split(Roasted).....	Kg	-	-	-	-	-	-	-	-	-	-	-	-	-	-
Fenugreek Milled.....	Kg	-	8.47	7.78	8.01	10.00	11.33	9.12	-	5.75	10.67	10.00	10.00	-	9.28
OIL SEEDS															
Niger Seed.....	Kg	-	-	-	-	-	4.70	4.70	3.41	2.10	1.94	2.17	1.40	-	2.21
Linseed White.....	Kg	-	-	-	-	-	-	-	-	-	-	-	-	-	-
Linseed Black.....	Kg	-	4.57	3.36	-	-	6.55	4.83	2.03	2.78	3.95	2.14	-	-	2.97
Sesame Seed.....	Kg	-	-	-	-	-	-	-	2.14	2.34	4.42	2.71	2.11	1.60	2.82
Sunflower.....	Kg	-	3.25	3.85	4.90	-	2.59	3.69	-	-	-	-	-	-	-
Castor Beans.....	Kg	-	-	4.30	-	-	-	4.30	-	-	2.01	1.37	1.12	1.13	1.43
Rape Seed.....	Kg	-	4.85	5.19	5.00	4.00	2.59	4.33	1.38	2.26	2.17	.83	1.77	4.50	2.01
Ground Nut Shelled.....	Kg	-	-	-	-	-	4.00	4.00	1.73	2.45	-	-	-	-	2.09
PREPARED CEREAL PRODUCTS															
Spaghetti (Local) Without Egg....	Kg	-	6.50	6.67	6.33	7.00	9.50	7.20	7.00	5.50	5.50	5.00	6.00	8.00	6.06
Pastini.....	Kg	-	-	8.00	-	-	10.00	8.80	-	-	10.00	-	-	-	10.00
Macaroni (Local) Without Egg....	Kg	5.50	5.50	5.31	5.67	6.00	5.00	5.50	5.50	5.50	6.00	5.17	6.00	5.50	5.62
'Fafa' Flour.....	kg	-	-	-	-	-	-	-	-	-	-	-	-	-	-
'Dube' Flour.....	kg	-	-	-	-	-	-	-	-	-	-	-	-	-	-
BREAD AND OTHER PREPARED FOODS															
'Enjera' ('Teff' Mixed).....	325gm	.69	.64	.85	1.08	.93	.54	.79	1.13	1.15	-	.22	-	.79	.83
'Dabo' (Traditional Ambasha)..	350gm	-	.47	.95	-	-	-	.71	.72	.47	-	-	-	-	.59
'Dabo' (Traditional Sheleto)..	350gm	-	-	.57	-	1.03	-	.80	-	-	-	.31	-	-	.31

Table 1 Group 6 :-(Cont'd) Average Retail Price of Goods and Services by Region and Selected Market Places

May
Ginbot 2002
1994

R E G I O N A N D M A R K E T P L A C E S															
ITEM	UNIT	S O M A L I E						SOMALI AVERAGE	B E N I S H A N G U L - G U M U Z						BEN- GUMUZ AVERAGE
		Shinile	Arere	Jigjiga	Hartshek	Dolo	Moyale		Mambook	Mender- Sebat	Asossa	Bambasi	Kemashi	Agelo- meti	
P R I C E I N B I R R															
Bread Wheat (Bakery).....	350gm	1.70	1.17	1.75	1.70	1.70	.85	1.48	-	.50	1.03	1.03	.91	.81	.86
Biscuits	150gm	2.73	2.73	2.25	2.05	2.73	3.41	2.65	1.50	2.24	2.96	1.50	3.64	-	2.37
MEAT															
Beef	Kg	-	12.00	20.00	24.00	10.00	20.00	17.20	8.84	8.00	13.67	10.92	9.30	10.17	10.15
Camel Meat	Kg	-	-	5.76	6.54	12.00	10.00	8.58	-	-	-	-	-	-	-
FISH AND FISH PRODUCTS															
Fish Fresh.....	Kg	-	-	-	-	-	-	-	-	-	-	-	-	-	-
Sardines (Imported).....	125gm	6.25	5.84	4.00	5.00	-	-	5.27	-	-	6.50	-	-	-	6.50
DIARY PRODUCTS AND EGG															
Cow Milk (Unpasteurized).....	Lt	2.35	1.56	4.00	3.34	3.85	2.25	2.89	-	2.35	3.00	1.33	2.86	-	2.39
Cow Milk (pasteurized).....	Lt	-	-	-	-	-	-	-	-	-	-	-	-	-	-
Camel Milk.....	Lt	2.35	2.08	3.33	3.30	4.00	2.09	2.86	-	-	-	-	-	-	-
Goat Milk.....	Lt	2.35	2.37	-	-	4.00	-	2.91	-	-	-	-	-	-	-
Powdered Milk (Edget).....	450gm	21.67	22.13	18.00	18.00	20.00	23.67	20.58	-	-	-	-	-	-	-
Yoghurt (Traditional).....	Lt	-	3.37	4.64	-	-	7.41	5.14	-	-	5.88	4.81	3.57	-	4.90
Cheese Cottage.....	Kg	-	-	-	-	-	-	-	-	1.79	-	-	-	-	1.79
Egg (Traditional).....	Dozen	-	4.00	4.80	7.00	4.00	4.80	4.92	4.00	4.00	4.80	3.33	4.80	4.40	4.22
OILS AND FATS															
Butter Unrefined.....	Kg	-	-	28.67	-	-	25.33	27.00	21.33	18.00	23.67	13.43	20.68	13.64	18.46
Cooking Oil (Imported).....	Lt	8.00	10.33	7.00	8.00	10.00	9.50	8.81	-	10.50	9.55	10.20	12.00	11.50	10.68
Cooking Oil (Local).....	Lt	-	-	-	-	8.00	-	8.00	8.17	7.50	8.00	10.00	10.00	-	8.58

Table 1 Group 6 :- (Cont'd) Average Retail Price of Goods and Services by Region and Selected Market Places

May
Ginbot 2002
1994

R E G I O N A N D M A R K E T P L A C E S															
ITEM	UNIT	S O M A L I E					SOMALI AVERAGE	B E N I S H A N G U L - G U M U Z					BEN- GUMUZ AVERAGE		
		Shinile Arere	Jiggiga	Hartshek Dolo	Moyale			Mambok	Mender- Sebat	Asossa	Bambasi	Kemashi		Agelo- meti	
P R I C E I N B I R R															
VEGETABLES AND FRUITS															
VEGETABLES (FRESH)															
Ethiopian Kale.....	Kg	-	-	2.46	-	-	1.47	1.97	1.26	.53	.74	.30	.86	.82	.75
Cabbage.....	Kg	-	-	1.17	1.74	-	2.03	1.65	-	2.05	4.36	-	-	-	2.97
Lettuce.....	Kg	-	-	5.94	-	-	-	5.94	-	-	1.21	-	-	-	1.21
Spinach.....	Kg	-	-	2.55	-	-	-	2.55	-	-	-	-	-	-	-
Carrot.....	Kg	-	-	1.91	2.08	-	3.10	2.36	-	-	3.84	-	-	-	3.84
Tomatoes.....	Kg	2.07	1.82	5.83	-	1.79	3.20	2.94	2.54	3.10	1.54	1.03	2.57	1.35	2.03
Onions.....	Kg	3.99	3.01	4.13	3.68	-	3.00	3.56	2.73	2.33	3.51	2.92	2.35	1.92	2.63
Garlics.....	Kg	-	12.04	11.67	-	12.00	4.72	10.11	7.51	7.17	10.28	9.70	6.53	8.19	8.23
Leaks.....	Kg	3.27	3.75	3.56	7.32	2.00	3.00	3.82	-	-	3.00	-	-	-	3.00
Pepper Green.....	Kg	5.14	3.07	-	7.56	5.19	3.97	4.99	5.89	.77	3.14	2.78	2.90	4.36	3.24
Pumpkin	Kg	-	-	-	4.57	-	-	4.57	-	-	-	.23	-	-	.23
Green Peas.....	Kg	-	-	-	-	-	-	-	-	-	-	-	-	-	-
Beet Root.....	Kg	1.92	-	1.94	3.47	-	1.69	2.26	-	-	2.80	-	-	-	2.80
Cauliflower.....	Kg	-	-	-	-	-	-	-	-	-	-	-	-	-	-
FRUITS FRESH															
Banana.....	Kg	-	1.19	2.50	2.70	1.10	1.71	1.84	-	1.73	.76	.73	1.17	.66	1.01
Orange.....	Kg	-	-	5.00	5.33	-	5.00	5.14	-	2.11	2.07	.84	1.99	.95	1.65
Lemon.....	Kg	4.10	3.77	-	-	5.79	6.02	4.92	2.36	.32	1.33	.86	7.50	2.53	2.17
Tangerine.....	Kg	-	-	-	-	-	-	-	-	3.33	-	-	-	-	3.33
Papaya.....	Kg	-	1.43	1.00	-	-	-	1.22	.91	1.20	.48	.46	-	-	.76
Grapes.....	Kg	-	-	-	-	-	-	-	-	-	-	-	-	-	-
Avocado.....	Kg	-	-	-	-	-	2.50	2.50	-	-	-	-	1.69	-	1.69
Mango.....	Kg	2.33	2.03	2.37	4.42	-	-	2.79	3.38	-	.45	.38	1.12	.75	1.22
Cactus.....	Kg	-	-	-	-	-	-	-	-	-	-	-	-	-	-

Table 1 Group 6 :-(Cont'd) Average Retail Price of Goods and Services by Region and Selected Market Places

May
Ginbot 2002
1994

ITEM	UNIT	R E G I O N A N D M A R K E T P L A C E S													
		S O M A L I E						SOMALI AVERAGE	B E N I S H A N G U L - G U M U Z						BEN- GLUMUZ AVERAGE
		Shinile	Areere	Jigjiga	Hartshek	Dolo	Moyale		Mambook	Mender- Sebat	Asossa	Bambasi	Kemashi	Ageio- meti	
P R I C E I N B I R R															
SPICES															
Pepper Whole.....	Kg	-	-	7.00	-	-	-	7.00	4.92	5.96	3.42	2.08	-	-	4.10
Black Pepper(Local).....	Kg	-	-	-	-	-	-	-	-	19.44	-	-	-	-	19.44
Long Pepper(Local).....	Kg	-	-	13.23	-	-	-	13.23	8.33	12.22	33.33	18.89	-	10.56	14.40
White Cumin(Bishop's Weed)Local..	Kg	-	15.28	11.67	13.65	8.00	7.93	11.31	5.00	7.56	-	4.92	10.10	5.91	6.50
Black Cumin(Local).....	Kg	-	9.70	9.39	12.50	8.00	13.10	10.54	9.70	6.24	12.00	4.92	11.81	4.78	8.23
Ginger Dry(Local).....	Kg	3.57	6.55	5.83	7.95	4.00	3.69	5.48	-	-	-	-	-	-	-
Ginger Wet(Local).....	Kg	-	-	4.02	-	4.00	2.50	3.51	1.86	-	2.19	1.19	2.01	-	1.81
Cloves(Imported).....	Kg	-	-	-	-	-	80.00	80.00	-	-	100.00	75.00	100.00	-	87.50
Cinnamon(Imported).....	Kg	-	-	22.00	-	25.67	27.00	24.29	-	-	-	-	-	-	-
Cardamon(Local).....	Kg	-	-	-	-	-	30.55	30.55	-	41.11	-	24.44	18.34	-	29.17
Tumeric Flour(Local).....	Kg	-	8.12	6.53	7.84	5.00	4.85	6.47	-	8.00	7.66	13.10	7.74	5.63	8.82
Chillies Whole.....	Kg	-	-	-	-	-	-	-	10.00	4.59	-	-	5.16	5.28	6.52
Basil Dry.....	Kg	-	15.45	10.53	-	10.00	6.02	10.50	6.67	9.33	17.78	2.33	5.91	-	8.58
POTATOES, OTHER TUBERS AND STEMS															
Potato.....	Kg	1.40	1.41	1.79	2.37	2.00	1.45	1.74	.86	2.17	1.57	1.79	.92	.63	1.32
Sweet Potato.....	Kg	-	-	.91	-	2.00	1.11	1.43	-	-	-	-	-	-	-
'Kocho' (Unprocessed).....	Kg	-	-	-	-	-	-	-	-	-	-	-	-	-	-
'Bula'.....	Kg	-	-	-	-	-	-	-	-	-	-	-	-	-	-
COFFEE, TEA, CHAT AND BUCK-THORN LEAVES															
Tea Leaves(Local).....	100gm	2.00	2.00	2.00	-	-	2.00	2.00	2.00	2.00	2.00	2.00	2.00	2.50	2.06
Coffee Whole.....	Kg	-	-	-	-	-	3.19	3.19	-	-	-	2.27	2.89	3.42	2.86
Coffee Beans.....	Kg	16.67	12.18	13.10	10.00	10.00	5.19	11.19	8.00	8.57	6.17	6.82	6.17	6.75	7.10
Coffee Leaves.....	Kg	-	11.67	9.39	18.26	-	-	13.11	-	-	-	-	-	-	-
Buck Thorn Leaves.....	Kg	-	-	4.12	-	5.00	-	4.56	1.47	6.49	3.87	2.44	1.54	-	3.16

Table 1 Group 6 :-(Cont'd) Average Retail Price of Goods and Services by Region and Selected Market Places

May
Ginbot 2002
1994

R E G I O N A N D M A R K E T P L A C E S															
ITEM	UNIT	S O M A L I E						SOMALI AVERAGE	B E N I S H A N G U L - G U M U Z						BEN- GUMUZ AVERAGE
		Shinile	Arere	Jigjiga	Hartshek	Dolo	Moyale		Mambook	Mender- Sebat	Asossa	Bambasi	Kemashi	Agelo- meti	
P R I C E I N B I R R															
'Chat'.....	Kg	9.82	8.54	13.03	16.72	69.79	4.10	20.33	26.67	33.97	2.58	3.85	7.23	-	15.40
Malt-Barley.....	Kg	-	-	-	-	-	-	-	-	-	-	-	-	-	-
Malt-Wheat.....	Kg	-	-	-	-	-	-	-	-	-	-	-	-	-	-
OTHER FOOD ITEMS															
Salt.....	Kg	1.50	1.25	1.30	1.00	.63	3.41	1.51	1.50	1.52	1.50	1.21	1.99	1.69	1.57
Sugar.....	Kg	4.58	4.50	3.70	3.33	4.00	3.97	4.01	5.00	5.00	5.00	5.00	5.50	5.75	5.18
Honey.....	Kg	-	-	27.67	-	-	16.00	24.75	8.00	5.17	-	4.00	-	-	5.72
Canned Tomato (Local).....	410gm	7.00	6.83	5.30	5.67	-	6.83	6.22	8.79	-	7.00	6.75	-	-	7.61
FOOD TAKEN AWAY FROM HOME															
Cup of Tea.....	No	.25	.25	.25	.50	.50	.50	.38	.28	.25	.40	.25	.30	.25	.28
Cup of Coffee.....	No	.25	.25	1.00	.50	.50	1.00	.58	-	.80	.90	.50	.57	-	.67
Cup of Milk.....	No	-	.50	1.00	1.00	.50	1.00	.80	-	-	1.00	.80	-	-	.90
'Key Wot Yebere'.....	One Meal	4.00	-	4.00	5.00	-	6.00	4.90	4.00	3.67	5.00	5.00	4.00	-	4.31
'Key Wot Yebeg/Yefyel'.....	One Meal	4.00	3.00	5.00	5.00	5.00	6.33	4.81	4.00	3.67	5.00	5.00	4.00	4.00	4.29
COST OF MILLING															
Cereals.....	100Kg	20.00	20.00	15.00	50.00	25.00	20.00	25.29	15.00	10.00	15.00	15.00	20.00	20.00	15.31
Pulses.....	100Kg	-	20.00	15.00	-	-	-	17.50	20.00	-	20.00	20.00	-	-	20.00
Pepper Whole.....	100Kg	-	100.00	100.00	-	-	-	100.00	80.00	100.00	100.00	-	-	-	93.33
BEVERAGES - NON ALCOHOLIC															
Ambo Mineral Water.....	500cc	-	-	-	2.00	4.00	2.50	2.83	-	-	2.83	2.83	2.83	-	2.83
Bure Mineral Water.....	500cc	-	-	-	-	-	-	-	2.00	2.50	-	-	-	-	2.25
Coca Cola/Fanta.....	300cc	2.00	2.00	2.00	2.50	3.50	2.50	2.42	-	-	2.83	2.67	3.00	-	2.81

Table 1 Group 6 :-(Cont'd) Average Retail Price of Goods and Services by Region and Selected Market Places

May
Ginbot 2002
1994

R E G I O N A N D M A R K E T P L A C E S															
ITEM	UNIT	S O M A L I E						B E N I S H A N G U L - G U M U Z						BEN- GUMUZ AVERAGE	
		Shinile	Arere	Jigjiga	Hartshek	Dolo	Moyale	SOMALI AVERAGE	Mambook	Mender- Sebat	Asossa	Bambasi	Kemashi		Agelo- meti
P R I C E I N B I R R															
Pepsi Cola/Mirinda.....	300cc	-	2.00	2.00	2.50	3.50	2.50	2.50	2.50	2.00	2.83	2.83	3.00	3.00	2.68
BEVERAGES - ALCOHOLIC															
Anaki (Local).....	900cc	-	24.67	19.21	40.00	35.39	-	29.82	27.67	25.62	26.00	31.33	21.60	30.00	26.31
Cognac (Local).....	900cc	-	-	-	-	-	-	-	-	-	-	-	-	-	-
Brandy (Local).....	900cc	-	-	-	-	-	-	-	-	-	-	-	-	-	-
Gin (Local).....	900cc	-	-	18.87	40.00	35.39	-	31.42	28.00	25.62	26.00	31.33	25.50	-	27.42
Saris Wine (Normal).....	750cc	-	-	12.00	-	-	7.50	10.20	-	-	-	-	-	-	-
'Katikalla'.....	Lt	9.26	7.78	7.96	8.67	14.61	4.67	8.82	3.52	5.99	5.83	4.17	3.00	3.33	4.31
Beer (Bedele).....	330cc	-	-	-	-	4.00	-	4.00	3.50	3.50	3.42	3.50	3.42	3.50	3.47
Beer (Harar).....	330cc	3.00	3.00	3.00	3.00	4.00	3.50	3.26	3.50	-	-	-	-	-	3.50
Beer (Meta Abo).....	330cc	-	-	-	-	-	3.50	3.50	3.50	3.50	3.42	-	-	-	3.47
'Tella'.....	Lt	-	.68	1.18	1.01	1.26	1.10	1.05	.35	.39	1.25	.88	1.00	.63	.75
'Tej' (Mead).....	Lt	-	-	1.52	2.00	2.25	1.85	1.91	2.50	1.43	3.00	2.17	2.33	2.17	2.27
CIGARETTES AND TOBACCO															
CIGARETTES															
Nyala.....	Packet	-	-	-	-	5.00	4.00	4.50	5.00	4.00	3.25	4.00	7.67	5.00	4.82
Gissila.....	Packet	-	-	-	-	-	-	-	-	-	-	-	-	-	-
Rothmans.....	Packet	-	-	5.83	5.33	10.00	10.00	7.79	10.00	10.00	7.67	10.00	5.83	-	8.70
TOBACCO															
'Gaya'.....	Kg	-	-	-	-	-	-	-	13.33	8.90	-	19.45	6.45	6.70	10.97
CLOTHING AND FOOT WEAR															

Table 1 Group 6 :- (Cont'd) Average Retail Price of Goods and Services by Region and Selected Market Places

May 2002
Ginbot 1994

R E G I O N A N D M A R K E T P L A C E S															
ITEM	UNIT	S O M A L I E					SOMALI AVERAGE	B E N I S H A N G U L - G U M U Z						BEN- GUMUZ AVERAGE	
		Shinile Arere	Jigjiga	Hartshek Dolo	Moyale			Mambook	Mender- Sebat	Asossa	Bambasi	Kemashi	Agelo- meti		
P R I C E I N B I R R															
CLOTHING															
Abujedid(Akaki/Bahir Dar)91cm.	Meter	-	3.33	4.00	-	-	4.00	3.75	-	-	3.67	4.50	4.00	5.00	4.27
Abujedid(Komb./Arba Min.)150cm	Meter	-	-	-	-	-	-	-	6.00	5.67	6.00	6.00	6.67	7.50	6.31
Khaki(S-10,000 Twil)110cm....	Meter	-	-	9.00	-	-	-	9.00	-	-	-	-	-	-	-
Khaki(Akaki)91cm.....	Meter	-	-	-	-	-	-	-	-	-	-	-	-	-	-
Wool-England 100%.....	Meter	-	-	-	-	-	-	-	-	-	-	-	-	-	-
Tetron(Arba Minch).....	Meter	-	-	-	-	-	-	-	-	-	-	-	-	-	-
Poplin(Dire Dawa)105cm.....	Meter	-	6.67	-	-	-	-	6.67	-	10.00	6.17	-	-	-	7.13
Poplin(Komb./Arba Minch)150cm.	Meter	-	-	-	-	-	-	-	-	10.67	12.00	12.00	12.00	-	11.64
Nylon(Mojo).....	Meter	-	-	-	-	-	-	-	-	9.00	13.50	-	-	-	11.25
Polyster(Arba Minch/Awasa)....	Meter	-	-	-	-	-	-	-	-	15.00	-	-	-	-	15.00
Jersi.....	Meter	-	-	-	-	-	-	-	-	-	-	-	-	-	-
Cotton.....	Kg	-	-	-	-	-	-	-	-	3.49	6.39	3.16	-	-	4.35
Hisufi	Meter	-	-	-	-	-	-	-	24.00	-	-	-	-	-	24.00
Kefay	Meter	-	-	-	-	-	24.33	24.33	16.33	17.00	26.00	20.00	-	-	19.75
COST OF TAILORING															
Woolen Suit (Men).....	No	-	-	-	-	-	-	-	-	225.00	223.33	-	-	-	224.00
Khaki Suit (Men).....	No	-	-	-	-	-	-	-	36.67	37.50	40.00	28.33	30.00	15.00	33.46
Khaki Suit (Boys).....	No	-	-	-	-	-	-	-	23.33	20.00	28.33	23.33	20.00	10.00	22.69
Tateron Suit (Men)	No	-	28.33	-	-	-	-	28.33	46.67	45.00	46.67	28.33	30.00	20.00	38.85
Tateron Suit (Boys)	No	-	18.33	-	-	-	-	18.33	-	22.50	28.33	23.33	18.00	15.00	23.30
READY-MADE / FOR ADULTS															
'Netela'.....	No	-	-	25.00	-	-	-	25.00	16.67	19.00	20.00	24.33	21.67	17.00	19.75
'Gabi'.....	No	-	-	75.00	-	-	-	75.00	38.00	44.00	55.00	41.67	44.33	34.00	41.31

Table 1 Group 6 :- (Cont'd) Average Retail Price of Goods and Services by Region and Selected Market Places

May
Ginbot 2002
1994

		R E G I O N A N D M A R K E T P L A C E S													
ITEM	UNIT	S O M A L I E						SOMALI AVERAGE	B E N I S H A N G U L - G U M U Z					BEN- GUMUZ AVERAGE	
		Shinile	Arere	Jigjiga	Hartshek	Dolo	Moyale		Mambook	Mender- Sebat	Asossa	Bambasi	Kemashi		Agelo- meti
P R I C E I N B I R R															
Shirts Long Sleeved (Local).....	No	-	-	-	-	-	-	-	-	24.50	-	-	-	-	24.50
Shirts Short Sleeved (Local).....	No	-	-	-	-	-	-	-	-	-	-	-	-	-	-
Shirts Long Sleeved (Imported)...	No	-	24.33	51.67	70.00	50.00	45.00	48.20	30.00	46.00	45.00	62.50	62.50	-	50.27
Shirts Short Sleeved (Imported)...	No	40.00	33.33	51.67	60.00	65.00	70.00	52.86	-	41.67	41.67	-	-	-	41.67
Socks (Cotton) Imported.....	Pair	-	2.67	4.67	5.33	5.00	7.67	5.07	4.67	5.33	8.00	6.00	9.00	-	6.60
Sweater (Local) Men.....	No	-	-	-	-	-	-	-	-	-	-	-	-	-	-
Sweater (Local) Women.....	No	-	-	-	-	-	-	-	-	-	-	-	-	-	-
Shash (Imported).....	No	-	12.67	13.33	7.00	10.00	7.33	10.07	-	14.67	7.67	9.67	13.00	15.50	11.77
Singlets (Local) White.....	No	-	-	8.33	-	-	-	8.33	13.00	8.67	-	5.00	12.67	10.00	10.67
Jeans Trouser.....	No	-	-	78.33	65.00	90.00	91.67	81.25	66.67	70.00	70.00	82.50	96.67	90.00	77.67
Woolen Suit.....	No	-	-	-	-	-	-	-	-	-	-	-	-	-	-
'Kemisna Netela'.....	No	-	-	175.00	-	-	115.00	135.00	-	70.00	130.00	-	115.00	-	100.00
Sweater-Men (Imported).....	No	-	-	-	-	-	108.33	108.33	-	80.00	81.67	-	-	-	81.25
Sweater-Women (Imported).....	No	-	-	-	-	-	65.00	65.00	-	35.00	45.00	40.00	-	-	40.00
Nylon Dress.....	No	-	-	-	-	-	-	-	-	34.33	-	-	-	-	34.33
Tetron Trouser.....	No	-	-	-	-	-	-	-	-	34.33	-	-	-	-	34.33
Leather Jacket.....	No	-	-	-	-	-	-	-	-	-	-	-	-	-	-
Under Wear China.....	No	-	-	19.67	-	-	16.50	18.40	12.00	11.67	13.67	12.33	15.00	15.50	13.24
Deriya	NO	6.67	5.89	7.53	7.53	-	-	6.95	-	-	9.78	10.00	-	-	9.89
Polyester Suit.....	No	-	-	-	-	-	-	-	-	-	-	9.00	12.00	-	10.50
Khaki Short	No	-	-	-	-	-	-	-	-	-	-	-	-	-	-
T-Shirts	No	11.00	11.33	41.67	27.67	40.00	43.33	31.44	21.33	25.33	31.67	19.00	28.67	37.50	27.13
Jogging Suit(sport tuta)	No	-	-	91.67	83.33	120.00	-	98.33	-	68.33	78.33	75.00	86.67	-	77.27
Khaki Jacket	No	-	-	86.67	90.00	-	-	88.33	-	95.00	-	-	-	-	95.00
Geldem	No	31.67	22.67	29.00	30.00	50.00	27.33	31.78	12.33	11.50	16.67	14.00	18.67	15.50	14.94

Table 1 Group 6 :- (Cont'd) Average Retail Price of Goods and Services by Region and Selected Market Places

May 2002
Ginbot 1994

ITEM	UNIT	R E G I O N A N D M A R K E T P L A C E S												
		S O M A L I E					SOMALI AVERAGE	B E N I S H A N G U L - G U M U Z					BEN- GUMUZ AVERAGE	
		Shinile	Arere	Jigjiga	Hartshek	Dolo		Moyale	Mambook	Mender- Sebat	Asossa	Bambasi		Kemashi
P R I C E I N B I R R														
READY-MADE / FOR CHILDREN														
Sweater (Local) for Boys..... No	-	-	-	-	-	-	-	-	-	-	-	-	-	
Socks (Imported) Cotton..... Pair	-	-	-	4.00	4.00	5.33	4.44	2.50	2.83	5.33	3.00	4.00	-	3.53
Jeans Trouser..... No	-	-	60.00	60.00	70.00	42.50	59.55	-	-	-	-	-	-	-
Shirt Long Sleeved(Imported)Boys. No	-	-	26.00	15.00	30.00	24.33	23.83	-	19.33	-	-	-	-	19.33
Sweater (England) for Girls..... No	-	-	-	-	-	-	-	-	-	30.00	-	-	-	30.00
Short for Boys..... No	-	-	-	-	-	60.00	60.00	-	-	-	5.00	6.00	-	5.50
Kemise(for children) No	-	11.33	68.33	55.00	80.00	55.00	53.86	-	45.00	33.33	35.00	26.50	-	35.80
FOOTWEAR (MEN AND WOMEN)														
Arbessa Leather Shoes Men(Local)Pair	-	-	210.00	-	-	108.33	149.00	-	61.67	105.00	320.00	63.33	-	140.45
Leather Shoes Men (Croft)..... Pair	-	-	160.00	105.00	100.00	118.33	120.83	112.50	103.33	118.33	113.33	115.00	-	112.31
Walking Shoes(imp.) Non-Leather Pair	-	-	68.33	-	30.00	-	49.17	-	66.67	-	78.33	26.00	-	60.88
Canvas Shoes (Local) Men..... Pair	-	-	-	-	-	-	-	-	24.00	-	-	-	-	24.00
Canvas Shoes (China) Men..... Pair	-	-	33.33	24.67	-	-	29.00	23.00	-	22.33	25.00	23.00	-	23.22
Plastic Shoes (Local) Women.... Pair	-	8.33	12.33	10.00	-	-	10.22	8.33	8.83	9.67	9.00	10.00	9.67	9.26
Slippers Sponge Adult (China).. Pair	8.33	7.00	7.17	6.67	8.00	-	7.43	-	9.00	-	6.00	-	-	7.80
Boots for Men Plastic (Local).. Pair	-	-	32.00	-	-	-	32.00	-	48.00	-	-	-	-	48.00
Sendel Plastic Shoes (Imp.).... Pair	-	-	61.67	55.00	16.00	-	44.22	-	-	-	-	-	-	-
Cost of Mending Shoes sole(Men).Pair	-	-	16.00	15.00	-	-	15.50	-	20.00	24.67	-	-	-	23.50

Table 1 Group 6 :- (Cont'd) Average Retail Price of Goods and Services by Region and Selected Market Places

May
Ginbot 2002
1994

ITEM	UNIT	R E G I O N A N D M A R K E T P L A C E S													
		S O M A L I E						SOMALI AVERAGE	B E N I S H A N G U L - G U M U Z						BENI- GUMUZ AVERAGE
		Shinile	Arere	Jigjiga	Hartshek	Dolo	Moyale		Mambok	Mender- Sebat	Asossa	Bambasi	Kemashi	Agelo- meti	
P R I C E I N B I R R															
CONSTRUCTION MATERIALS, WATER, AND FUEL AND POWER															
CONSTRUCTION MATERIALS															
Cement/Bag/(Local).....	50Kg	-	45.00	39.67	44.33	-	38.00	41.80	-	45.00	45.00	-	-	-	45.00
Lime.....	Kg	-	1.36	1.21	-	-	1.73	1.40	-	-	-	-	-	-	-
Nail (7cm - 12cm).....	Kg	10.00	8.00	-	10.00	12.00	8.67	9.83	8.17	7.67	8.00	8.33	9.00	10.00	8.44
Nail With Cape.....	Kg	12.00	10.00	12.00	12.00	14.00	10.67	11.87	10.17	11.67	11.67	12.00	14.00	-	11.75
Corrugated Iron Sheet (.2mm).....	No	-	35.50	38.67	31.67	-	-	35.25	24.67	26.00	-	26.00	27.00	-	25.75
Wood for House Construction('Atana')..	No	-	-	9.67	17.67	-	-	13.67	-	-	-	-	-	-	-
Wall Paints-Super (Fluid) Normal.....	4Kg	-	-	58.33	-	-	-	58.33	-	65.00	62.67	-	-	-	63.25
Wall Paints-Super (Fluid) Plastic....	4Kg	-	-	90.00	-	-	-	90.00	-	-	101.67	-	-	-	101.67
Coarse Aggregate Gravel.....	Meter Cube	-	-	-	-	-	-	-	-	-	-	-	-	-	-
Hollow Concrete Block(20x20x40 cm Cube)No		-	-	-	-	-	-	-	-	-	-	-	-	-	-
Bricks (25cm x 12cm x 6cm).....	No	-	-	2.67	-	-	-	2.67	-	-	-	-	-	-	-
Floor Board 4m Length.....	No	-	-	66.67	31.67	-	50.00	49.38	-	-	-	-	-	-	-
Iron Pipe 6mt. (1/2 inch Wide) Local..	No	-	-	56.00	-	-	52.50	54.60	-	11.00	50.00	-	-	-	37.00
Chipwood (125cm x 250cm x 8mm).....	No	-	-	86.67	-	-	-	86.67	-	-	90.00	-	-	-	90.00
Sand.....	Meter Cube	-	-	-	-	-	-	-	-	-	46.66	-	-	-	46.66
Gutter N ^o 32.....	Meter	-	-	-	-	-	-	-	-	-	-	-	-	-	-
Window Glass (50cm x 50cm x 3mm).....	No	-	-	-	-	-	-	-	-	-	90.00	-	-	-	90.00
Water Tanker (1meter cube).....	No	-	-	-	-	-	-	-	-	-	-	-	-	-	-
Stone for House Construction..	Meter Cube	-	-	-	-	-	-	-	-	-	42.86	-	-	-	42.86
Mega Paints.....	4Kg	-	-	-	-	-	-	-	-	-	61.00	-	-	-	61.00
Tseday Paints.....	4Kg	-	-	-	-	-	-	-	-	-	-	-	-	-	-
"Yewellel Nitaf"(Tile).....	No	-	-	-	-	-	-	-	-	-	-	-	-	-	-
WATER															
Water.....	Meter Cube	8.33	10.83	12.50	-	25.00	12.50	13.83	2.50	-	10.08	15.00	20.00	-	11.61

Table 1 Group 6 :-(Cont'd) Average Retail Price of Goods and Services by Region and Selected Market Places

May
Ginbot 2002
1994

R E G I O N A N D M A R K E T P L A C E S													
ITEM	UNIT	S O M A L I E						B E N I S H A N G U L - G U M U Z					
		Shinile	Arere	Jigjiga	Hartshek	Dolo	Moyale	SOMALI AVERAGE	Mambok	Mender- Sebat	Asossa	Bambasi	Kemashi

P R I C E I N B I R R

FUEL AND POWER

Fire Wood.....	Meter Cube	28.73	24.57	-	-	8.61	34.34	24.06	-	24.41	47.32	12.10	17.18	39.04	27.22
Charcoal.....	Kg	.92	.55	.51	.76	.91	.86	.75	1.44	4.19	.74	.91	.45	-	1.55
Dung Cake.....	Kg	-	-	-	-	-	-	-	-	-	-	-	-	-	-
Kerosine.....	Lt	-	2.50	-	2.00	4.00	2.24	2.77	3.64	3.33	3.00	3.94	5.71	5.00	4.12
Diesel.....	Lt	-	3.33	2.46	2.50	4.00	2.86	3.06	3.64	4.00	3.34	4.24	5.71	5.00	4.23
Electric.....	K.Watt	-	-	.27	-	.44	.49	.40	-	-	-	-	-	-	-
Matches.....	Box	.22	.22	.25	.25	.25	.25	.24	.30	.25	.25	.25	.25	.25	.26
Candles.....	No	1.00	1.00	1.00	-	1.00	1.00	1.00	1.00	1.00	1.00	1.00	1.00	1.00	1.00
Buthane Gas (Shell).....	12.5 Kg	-	-	-	-	-	-	-	-	-	-	-	-	-	-
Eveready Drycell.....	No	-	-	-	-	-	1.92	1.92	1.75	2.00	2.00	1.83	2.00	-	1.92

FURNITURE, FURNISHING, HOUSEHOLD EQUIPMENT AND OPERATION

CHAIRS, TABLES, ETC.

Table Wanza (Machine made) Varnished..	No	-	-	-	-	280.00	280.00	-	-	120.00	-	-	-	-	120.00
Table Wanza (Hand made) Not Varnished.	No	-	-	-	-	-	-	-	-	-	-	50.00	37.50	-	41.67
Chairs Wanza (Machine Made) Varnished.	No	-	-	133.33	-	65.00	106.00	-	-	61.67	-	-	-	-	61.67
Chairs Wanza (Hand Made) Varnished....	No	-	-	-	-	-	-	-	-	-	-	35.00	42.50	-	40.00
Cupboard Wanza (2 doors) Varnished....	No	-	-	1366.67	-	1350.00	1360.00	-	-	983.33	-	-	-	-	983.33
Double Bed Wanza (120cm) Varnished....	No	-	-	1000.00	-	525.00	810.00	-	-	466.67	-	-	-	-	466.67
Sofas (Complete).....	No	-	-	-	-	-	-	-	-	2500.00	-	-	-	-	2500.00
Book Shelves Wanza (3 Shelves) no Door	No	-	-	366.67	-	200.00	300.00	-	-	300.00	-	-	-	-	300.00
Chest of Drawer	No	-	-	-	-	-	-	-	-	-	-	-	-	-	-

FURNISHINGS & REPAIRS

Bed Sheet (Non-Patterned Bahir Dar)															
1.90m x 2.50m.....	Pair	-	-	-	-	47.00	47.00	-	46.33	-	-	44.33	-	-	45.33

Table 1 Group 6 :- (Cont'd) Average Retail Price of Goods and Services by Region and Selected Market Places

May 2002
Ginbot 1994

ITEM	UNIT	R E G I O N A N D M A R K E T P L A C E S											BENI- GUMUZ AVERAGE		
		S O M A L I E					SOMALI AVERAGE	B E N I S H A N G U L - G U M U Z							
		Shinile Arere	Jigjiga	Hartshek Dolo	Moyale			Mambook	Mender- Sebat	Asossa	Bambasi	Kemashi		Agelo- meti	
P R I C E I N B I R R															
Bed Sheet(Patterned Kombolcha) 1.90m x 2.50m.....	Pair	-	-	-	-	84.00	84.00	-	60.00	-	-	-	48.00	-	54.00
Bed Cover(Patterned Kombolcha).....	No	-	-	-	-	-	-	-	-	-	-	-	-	-	-
Blanket Woolen(Debre B.)160cm x 220cm.	No	-	81.67	-	-	-	81.67	78.67	82.50	-	82.50	-	-	-	80.86
Mattress-Sponge (A.A Foam) 120cm.....	No	-	328.33	360.00	-	-	344.17	-	270.00	320.00	-	-	-	-	295.00
Towel-Local (Kombolcha).....	No	-	-	-	-	16.50	16.50	-	-	10.00	17.50	10.00	-	-	13.00
EARTHEN WARE															
Water Pot.....	No	-	-	-	-	-	-	-	8.17	12.33	9.33	9.00	6.00	-	8.96
'Jebena' Medium Size.....	No	-	3.00	3.83	4.00	10.00	4.83	5.29	-	2.50	2.08	2.50	4.00	-	2.53
'Mitad' (Griddle of Clay).....	No	-	-	18.00	24.33	45.00	-	29.11	5.33	7.00	7.17	7.00	7.67	9.00	7.19
Local Stove '(Lakech)'	No	-	7.17	9.33	-	20.00	8.00	11.13	-	10.00	39.40	-	12.00	-	25.10
Cup for Coffee (China).....	No	1.25	1.10	1.25	1.00	1.75	1.25	1.27	1.03	1.38	1.17	1.08	1.67	1.25	1.26
Plate Clay (imported).....	No	-	-	5.00	-	-	5.00	5.00	4.50	5.17	5.33	4.67	6.33	-	5.20
STRAW, BAMBOO AND OTHERS															
'Sefed'.....	No	-	-	10.67	-	9.00	6.33	8.67	-	4.25	3.75	3.50	2.08	2.00	3.04
Sack 100Kg Capacity.....	No	-	5.33	5.33	-	-	-	5.33	-	-	-	-	-	-	-
METAL WARE															
Cooking Pan Medium (Local).....	No	-	-	-	-	-	-	-	22.00	16.17	38.00	30.00	34.00	40.00	28.43
Tray (Nickel) Medium N° 45 Local.....	No	-	-	-	-	-	-	-	-	16.33	-	-	-	-	16.33
Electric 'Mitad' Aluminium.....	No	-	-	450.00	-	-	-	450.00	-	-	-	-	-	-	-
Gas Stove (Kerosine) China.....	No	-	45.67	40.00	-	-	42.00	42.71	-	-	46.67	-	45.00	-	46.25
Refregerator.....	No	-	-	2700.00	2553.33	-	-	2590.00	-	-	-	-	-	-	-

Table 1 Group 6 :- (Cont'd) Average Retail Price of Goods and Services by Region and Selected Market Places

May
Ginbot 2002
1994

ITEM	UNIT	R E G I O N A N D M A R K E T P L A C E S												BENI- GUMUZ AVERAGE	
		S O M A L I E						SOMALI AVERAGE	B E N I S H A N G U L - G U M U Z						
		Shinile Arere	Jigjiga	Hartshek Dolo	Moyale				Mambook	Mender- Sebat	Asossa	Bambasi	Kemashi		Agelo- meti
P R I C E I N B I R R															
PLASTIC WARE (LOCAL MADE)															
Jerrycan (20 Litres).....	No	-	-	-	-	-	-	-	-	21.67	-	-	31.33	-	26.50
Bucket (20 Litres).....	No	-	17.33	17.33	-	-	-	17.33	17.67	16.33	17.33	16.00	16.67	-	16.80
GLASS WARE															
Glass for Tea (Duralex).....	No	4.00	4.17	3.83	-	-	3.50	3.85	2.50	-	3.83	3.17	3.50	-	3.23
OTHER HOUSEHOLD EQUIPMENT															
Kerosine Lamp.....	No	20.67	24.00	20.00	18.67	-	19.33	20.53	14.33	17.00	24.67	24.00	27.67	-	21.53
'Kuraz' Small Local Kerosine Lamp.....	No	.75	1.00	1.00	-	-	2.50	1.43	1.25	-	1.00	.92	1.00	1.00	1.03
Flash Light.....	No	7.00	6.17	6.83	5.33	6.00	5.67	6.17	6.83	5.67	7.00	6.33	7.00	6.50	6.58
Electric Bulb Philips(40/60 Watt).....	No	3.00	3.00	3.00	4.00	4.00	2.50	3.25	2.00	2.50	3.00	-	3.00	-	2.59
HOUSEHOLD OPERATION															
Hard Soap (Local).....	200gm	-	1.94	2.00	2.67	2.50	-	2.28	2.00	-	1.77	2.00	1.68	1.83	1.86
Hard Soap (Imported).....	200gm	-	-	2.00	-	-	2.33	2.17	2.61	2.33	1.69	2.40	2.27	2.25	2.26
Detergent (Omo).....	50gm	-	-	-	-	1.00	.83	.92	1.00	-	.71	1.25	1.63	-	1.15
Incense.....	Kg	9.44	8.12	12.00	6.33	6.00	6.55	8.07	6.00	4.63	5.50	5.83	10.83	5.63	6.45
Sandal Wood.....	No	.25	.22	.25	.25	.25	.25	.24	.27	.23	.25	.25	.33	.25	.26
Toilet Paper (Mamko).....	Roll	4.00	3.00	3.50	3.50	4.00	3.00	3.50	3.35	3.00	3.33	3.00	3.50	3.50	3.27
DRY CLEANING															
Dry Cleaning (Suit Men).....	No	-	-	-	-	-	-	-	-	-	-	-	-	-	-

Table 1 Group 6 :- (Cont'd) Average Retail Price of Goods and Services by Region and Selected Market Places

May 2002
Ginbot 1994

ITEM	UNIT	R E G I O N A N D M A R K E T P L A C E S												BENI- GUMUZ AVERAGE	
		S O M A L I E						SOMALI AVERAGE	B E N I S H A N G U L - G U M U Z						
		Shinile Arere	Jigjiga	Hartshek Dolo	Moyale				Mambook	Mender- Sebat	Asossa	Bambasi	Kemashi		Agelo- meti
P R I C E I N B I R R															
DOMESTIC SERVICE															
Maid Servant.....	Month	63.33	53.33	56.67	70.00	63.33	60.00	61.11	23.33	25.00	46.67	36.67	31.67	27.50	32.06
Unskilled Service (Daily Laborer)....	Day	13.33	10.00	14.00	15.00	10.00	10.00	12.06	7.00	7.00	6.67	7.00	7.00	6.00	6.78
Salary for Guard	Month	-	-	113.33	90.00	50.00	-	84.44	30.00	21.67	70.00	-	-	-	39.17
MEDICAL CARE															
Ampicillin(250 mg) Local.....	56 Caps	-	14.00	15.56	-	-	19.60	15.98	16.34	17.50	18.05	-	10.00	10.00	15.76
Dichlorophine(500 mg) Local.....	6 Pills	-	-	-	-	-	-	-	2.25	-	-	2.00	-	-	2.17
Tetracycline(250mg) Local.....	56 Caps	-	8.00	9.95	-	-	8.40	8.83	12.60	11.00	9.33	9.33	7.78	9.00	9.74
Penicillin Injection(4 Mu. Local). Bottle		-	4.67	5.00	-	-	-	4.83	4.00	3.75	5.00	4.50	4.63	3.75	4.40
Chloramphenicol(250mg) Local.....	56 Caps	-	18.67	14.00	-	-	22.00	17.75	18.67	16.00	16.80	14.00	-	9.00	15.52
Dipron(500mg) Local.....	20 Pills	-	-	-	-	-	-	-	4.00	-	-	-	-	-	4.00
Cough Syrup (Berantine) Local.....	125cc	-	-	-	-	-	-	-	10.00	8.00	-	-	9.00	-	9.20
Bactrim(480mg) Local.....	30 Pills	-	9.00	-	-	-	9.00	9.00	12.00	6.43	-	-	3.21	3.75	6.35
Vermox(100mg) Local.....	12 Pills	-	-	-	-	-	-	-	6.00	4.00	-	-	-	1.00	4.20
Mezel(250mg) Local.....	30 Caps	-	4.53	5.67	-	-	7.50	5.70	6.00	6.25	4.58	5.00	3.28	2.00	4.62
Asprin (300 mg) Local.....	20 Pills	-	1.89	2.17	-	-	4.00	2.52	2.00	2.00	2.00	2.00	1.50	1.00	1.83
OTHER MEDICAL EXPENSES															
Doctor's Fee (Government).....	per visit	.50	1.50	1.00	.50	2.00	1.00	.94	.50	1.00	2.00	-	5.00	-	2.13
Doctor's Fee (Private).....	per visit	-	-	11.67	5.00	-	5.00	7.86	-	10.00	2.00	-	-	-	10.00
Injection (Service Charge).....	Once	-	-	1.00	1.00	2.00	1.00	1.30	-	1.00	.50	-	-	-	.67
Labratry Test Fee (Private).....	Once	-	-	5.00	5.00	3.00	5.00	4.40	-	5.00	3.00	-	-	-	4.00
Bed Charge (gov.).....	per day	-	-	4.00	-	-	-	4.00	-	3.00	2.20	-	-	-	2.60

Table 1 Group 6 :-(Cont'd) Average Retail Price of Goods and Services by Region and Selected Market Places

May
Ginbot 2002
1994

ITEM	UNIT	R E G I O N A N D M A R K E T P L A C E S											
		S O M A L I E					SOMALI AVERAGE	B E N I S H A N G U L - G U M U Z					BENI- GUMUZ AVERAGE
		Shinile Arere	Jigjiga	Hartshek Dolo	Moyale			Mambook	Mender- Sebat	Asossa	Bambasi	Kemashi	

P R I C E I N B I R R

TRANSPORT AND COMMUNICATION

TRANSPORT

Benzene.....	Lt	-	-	4.14	4.50	5.00	4.54	4.55	-	-	5.22	-	-	-	5.22
Motor Oil (Mobil).....	Lt	-	-	18.67	-	-	23.50	19.88	-	-	20.00	-	-	-	20.00
Car Washing and Greasing.....	No	-	-	32.50	-	-	60.00	41.67	-	-	-	-	-	-	-
Bus Fare (per km).....	Tarif	-	-	-	.16	-	.09	.14	.12	.12	.11	.21	-	-	.14
Bus Fare (within Town)	Trip	-	-	-	-	-	-	-	-	-	-	-	-	-	-
Taxi Fare	Trip	-	-	1.00	-	-	1.00	1.00	-	-	-	-	-	-	-
Air Plane (To Addis Ababa)	Trip	-	-	530.00	-	-	-	530.00	-	-	495.00	-	-	-	495.00
Animal Transport fare.....	Trip	-	-	-	-	-	-	-	-	-	-	-	-	-	-
Cart Fare.....	Trip	-	-	1.00	-	-	-	1.00	-	-	-	-	-	-	-
Train Fare	Trip	-	-	-	-	-	-	-	-	-	-	-	-	-	-
Service Charge (Motor oil change)...	Once	-	-	-	-	-	-	-	-	-	-	-	-	-	-

COMMUNICATION

Telephone Charge (with town).....	Period	-	-	-	-	-	-	-	-	-	.20	-	-	-	.20
Telephone Charge to Addis Ababa.....	Period	2.70	2.70	3.05	3.20	-	2.00	2.73	2.75	-	1.40	3.30	3.20	-	2.66
Telephone Line Installation Charge..	Once	-	-	355.75	-	-	355.75	355.75	-	-	355.75	-	-	-	355.75

ENTERTAINMENT AND EDUCATION

EQUIPMENT AND ACCESSORIES

T.V. Set Philips 21 inch(Colored).....	No	-	-	2266.67	2160.00	-	-	2213.33	-	-	-	-	-	-	-
Cassette Recorded Original(Local Music)No	-	-	-	13.00	-	-	13.00	13.00	-	13.00	13.00	12.00	12.50	-	12.64
Radio Set Philips 3 Band.....	No	-	-	-	-	100.00	-	100.00	-	181.67	160.00	160.00	-	-	169.29
Tape Recorder National (2 Speaker)....	No	-	-	-	-	-	-	-	-	-	-	195.00	-	-	195.00
Expense for Photograph(Passport size)4Pho	-	-	-	5.00	-	-	4.00	4.50	-	4.00	-	4.00	5.00	-	4.20

Table 1 Group 6 :-(Cont'd) Average Retail Price of Goods and Services by Region and Selected Market Places

May 2002
Ginbot 1994

R E G I O N A N D M A R K E T P L A C E S															
ITEM	UNIT	S O M A L I E						SOMALI AVERAGE	B E N I S H A N G U L - G U M U Z						BENI- GUMUZ AVERAGE
		Shinile	Arere	Jigjiga	Hartshek	Dolo	Moyale		Mambook	Mender- Sebat	Asossa	Bambasi	Kemashi	Agelo- meti	
P R I C E I N B I R R															
Newspaper (Addis Zemen)..... No	-	-	.60	-	-	-	.60	-	-	.50	-	-	-	.50	
Theater Entrance Fee Once	-	-	-	-	-	-	-	-	-	-	-	-	-	-	
EDUCATION															
Exercise Book (50 Leaves) Local..... No	2.00	2.00	2.00	-	3.00	2.00	2.23	2.00	1.75	2.00	2.00	2.50	-	2.05	
Pencil (China)..... No	.25	.25	.25	.25	.25	.38	.27	.30	.27	.25	.27	.47	.50	.35	
Ball Point-Bic England..... No	1.00	1.00	1.00	1.00	-	1.00	1.00	1.07	1.07	1.25	1.15	1.00	-	1.11	
Day School Fee-Public(Grade 7 & 8)..Month	-	-	-	-	-	.40	.40	-	-	-	-	-	-	-	
Day School Fee-Private(Grade 9-12)..Month	-	-	-	-	-	-	-	-	-	-	-	-	-	-	
Night School Fee-Government(Gr.9-12)Month	-	-	37.05	-	-	-	37.05	-	-	23.00	-	-	-	23.00	
School Uniform Fee No	-	-	73.33	90.00	47.50	10.00	66.11	-	-	-	-	-	-	-	
Night School Fee-Private(Grade9-12).Month	-	-	-	-	-	-	-	-	-	-	-	-	-	-	
PERSONAL CARE AND EFFECTS															
PERSONAL CARE															
Lux Toilet Soap..... 90gm	2.25	1.97	2.00	1.25	2.25	2.25	2.00	2.25	2.82	2.25	2.25	2.62	2.25	2.42	
Blade-TOPAZ..... No	.40	.30	.25	.25	.25	.25	.28	.30	.28	.25	.27	.37	.25	.29	
Hair Dressing (Traditional)..... No	-	-	6.33	-	-	5.00	5.67	-	1.50	2.00	2.00	1.00	-	1.63	
Hair Dressing (Modern)..... No	-	-	10.00	-	-	10.00	10.00	-	-	7.00	-	-	-	7.00	
Barbery (Mens Hair Cut)..... No	3.00	-	4.67	5.00	3.00	4.00	4.08	3.00	2.67	2.67	2.00	3.00	2.00	2.60	
Paraffin Hair Oil..... 330cc	8.33	7.33	9.00	9.00	10.00	8.00	8.61	8.50	8.50	10.27	9.90	10.63	10.00	9.61	
Zenith Hair Oil..... 330cc	-	-	10.00	9.83	10.00	8.00	9.46	8.00	8.67	7.09	7.73	10.63	8.92	8.48	
Shaving Machine (medium) No	-	-	39.33	35.00	-	-	37.17	-	-	13.00	-	-	-	13.00	
Perfume CC	15.33	17.50	28.00	21.00	25.00	17.67	20.94	25.00	25.67	26.67	10.67	29.00	-	23.40	
PERSONAL EFFECTS															
Umbrella-Men Medium (Local)..... No	-	-	-	-	-	-	-	-	20.00	18.33	24.67	20.00	25.33	-	21.79

Table 1 Group 6 :-(Cont'd) Average Retail Price of Goods and Services by Region and Selected Market Places

May
Ginbot 2002
1994

ITEM	UNIT	R E G I O N A N D M A R K E T P L A C E S													
		S O M A L I E						B E N I S H A N G U L - G U M U Z						BENI- GUMUZ AVERAGE	
		Shinile	Arere	Jigjiga	Hartshek	Dolo	Moyale	SOMALI AVERAGE	Mambook	Mender- Sebat	Asossa	Bambasi	Kemashi		Agelo- meti
P R I C E I N B I R R															
Umbrella-Women Medium (Imported).....	No	-	14.67	15.33	14.00	25.00	15.00	16.80	19.33	18.33	20.67	22.00	24.67	-	20.93
Hand Bag (Imported Synthetic).....	No	-	-	-	-	-	115.00	115.00	-	-	-	-	-	-	-
Belt (Local) Machine Made.....	No	-	-	17.33	-	-	-	17.33	-	5.83	5.33	-	13.67	6.50	7.95
Belt (Local) Hand Made.....	No	-	-	-	-	10.00	-	10.00	-	3.83	-	-	-	-	3.83
JEWELLERY															
Seiko-21 Jewels Automatic (Men).....	No	-	-	-	-	-	-	-	-	-	-	-	-	-	-
Seiko-21 Jewels Automatic (Women).....	No	-	-	-	-	-	-	-	-	-	-	-	-	-	-
Earrings (4gm 18 carat Local).....	Pair	-	-	270.00	-	-	320.00	295.00	-	-	300.00	-	-	-	300.00
Neck Laces (6gm 21 carat Imported)....	No	-	-	540.00	586.67	-	570.00	564.29	-	-	-	-	-	-	-
Rings (4gm 18 carat Local).....	No	-	-	270.00	-	-	320.00	295.00	-	-	300.00	-	-	-	300.00
Bracelet 20gm (18 carat Local).....	No	-	-	1200.00	-	-	-	1200.00	-	-	1500.00	-	-	-	1500.00
LIVESTOCK AND DRAUGHT ANIMALS															
LIVESTOCK															
Sheep (10-15Kg).....	No	46.33	56.67	61.67	55.00	55.00	83.33	59.67	115.00	106.67	78.33	49.00	51.33	-	80.07
Goat (10-15Kg).....	No	47.33	51.67	46.67	50.00	55.00	98.33	58.17	95.00	86.67	73.33	36.67	43.33	45.00	63.33
Heifer (2-4 Years).....	No	-	-	506.67	390.00	483.33	450.00	457.50	423.33	380.00	340.00	276.67	320.00	-	352.31
Cow (4 Years and Above).....	No	-	-	943.33	550.00	716.67	616.67	706.67	826.67	576.67	400.00	520.00	443.33	-	543.75
Bull (2-4 Years).....	No	-	-	423.33	416.67	300.00	416.67	389.17	616.67	343.33	383.33	403.33	-	-	436.67
Ox (4 Years and Above).....	No	-	-	1350.00	900.00	816.67	766.67	958.33	873.33	776.67	773.33	566.67	506.67	-	699.33
Hen (Indigenous).....	No	-	-	4.67	6.00	6.33	5.67	5.67	7.17	9.00	7.50	6.00	9.00	7.00	7.61
Cock (Indigenous).....	No	-	-	9.00	9.00	9.67	9.33	9.25	10.33	10.00	14.00	11.33	13.67	12.00	11.89
DRAUGHT ANIMALS															
Donkey.....	No	-	-	283.33	-	-	316.67	300.00	300.00	180.00	-	290.00	285.00	-	261.82
Horse.....	No	-	-	-	-	-	-	-	-	-	-	-	-	-	-

Table 1 Group 6 --(Cont'd) Average Retail Price of Goods and Services by Region and Selected Market Places

May 2002
Ginbot 1994

ITEM	UNIT	R E G I O N A N D M A R K E T P L A C E S													
		S O M A L I E					SOMALI AVERAGE	B E N I S H A N G U L - G U M U Z					BENI- GUMUZ AVERAGE		
		Shinile	Arere	Jigjiga	Hartshek	Dolo		Moyale	Mambook	Mender- Sebat	Asossa	Bambasi		Kemashi	Agelo- meti
P R I C E I N B I R R															
Mule.....	No	-	-	-	-	-	-	-	-	-	-	-	-	-	
FARM EQUIPMENT (INDUSTRIAL PRODUCT)															
Sickel.....	No	-	7.00	20.67	-	-	-	13.83	17.17	16.17	6.33	7.00	-	-	11.67
Pick Axe ('Doma').....	No	-	-	24.33	-	-	-	24.33	-	-	24.00	-	-	-	24.00
'Gejera'.....	No	-	16.33	18.67	-	-	-	17.50	-	-	19.33	-	-	-	19.33
FARM EQUIPMENT (HAND MADE)															
'Mofer'.....	No	-	-	-	-	-	-	-	-	-	-	-	-	-	-
'Kember'.....	No	-	-	-	-	-	-	-	-	-	-	5.00	-	-	5.00
'Digr'.....	No	-	-	-	-	-	-	-	-	-	-	2.33	-	-	2.33
Plough.....	No	-	-	-	-	-	-	-	19.67	15.33	18.33	16.67	10.00	-	16.43
Sickel.....	No	-	-	-	-	-	-	-	-	2.17	-	-	-	-	2.17
'Wegel'.....	No	-	-	-	-	-	-	-	3.17	1.83	8.00	9.00	5.50	-	5.50
'Erfe '.....	No	-	-	-	-	-	-	-	-	-	-	-	-	-	-
MISCELLANEOUS GOODS AND SERVICES															
Coffin (Medium Quality).....	No	-	-	316.67	-	-	-	316.67	-	-	250.00	-	270.00	-	255.00
Charge for Money order	Once	-	-	10.95	-	-	11.03	10.99	-	-	-	-	-	-	-
Charge for Visa (for person).....	No	-	-	-	-	-	-	-	-	-	-	-	-	-	-

Table 2 Group 6 :- Average Retail Price of Goods and Services by Region and Selected Market Places

June
Sene 2002
1994

ITEM	UNIT	R E G I O N A N D M A R K E T P L A C E S													
		S O M A L I E					SOMALI AVERAGE	B E N I S H A N G U L - G U M U Z						BEN- GUMUZ AVERAGE	
		Shinile	Arere	Jigjiga	Hartshek	Dolo		Moyale	Mambok	Mender- Sebat	Asossa	Bambasi	Kemashi		Agelo- meti
P R I C E I N B I R R															
CEREALS UNMILLED															
'Teff' White	Kg	-	2.55	2.78	-	-	-	2.69	-	2.47	2.22	1.66	2.16	-	2.13
'Teff' Mixed.....	Kg	2.50	1.97	2.60	-	-	-	2.31	-	2.05	1.99	1.43	2.04	-	1.88
'Teff' Black (Red).....	Kg	-	-	2.38	-	-	-	2.38	1.75	1.95	1.72	1.26	1.89	1.53	1.68
Wheat White.....	Kg	-	-	2.36	1.65	-	-	2.01	1.85	1.60	1.21	1.04	1.97	-	1.53
Wheat Mixed.....	Kg	-	1.50	-	-	-	2.00	1.75	-	-	-	-	1.64	-	1.64
Wheat Black.....	Kg	1.74	-	-	1.56	1.90	-	1.73	-	1.22	-	-	1.78	-	1.44
Barley White.....	Kg	-	-	1.10	2.97	-	-	2.03	-	-	2.37	-	.98	-	1.82
Barley Mixed.....	Kg	-	1.55	-	-	-	-	1.55	-	1.42	2.02	2.22	.95	1.26	1.62
Barley Black.....	Kg	-	-	-	-	-	-	-	1.26	-	1.88	-	-	-	1.57
Barley for Beer.....	Kg	-	-	-	-	-	2.00	2.00	-	-	-	-	-	-	-
Maize.....	Kg	-	1.00	.90	1.69	1.61	1.32	1.30	.57	.70	.59	.59	.90	1.03	.74
Durrah.....	Kg	-	-	-	-	-	-	-	-	-	-	-	-	-	-
Sorghum Yellow.....	Kg	1.58	-	-	-	1.69	-	1.64	-	-	-	.90	-	.79	.86
Sorghum White.....	Kg	1.59	-	2.33	1.35	1.69	-	1.77	-	.62	.58	.66	.78	.86	.70
Sorghum Red.....	Kg	2.09	1.27	-	-	1.73	-	1.70	-	-	.57	.66	.78	-	.66
African Millet.....	Kg	-	-	-	-	-	-	-	.82	.95	.58	.66	1.06	.88	.83
Rice.....	Kg	4.00	4.17	4.00	3.17	4.67	4.00	4.00	-	2.88	5.00	5.00	-	-	4.47
Oats.....	Kg	-	-	1.98	4.64	-	3.33	3.32	-	-	-	-	-	-	-
Hulled Barley.....	Kg	-	-	5.27	-	-	-	5.27	-	-	-	-	-	-	-
CEREALS MILLED															
'Teff' White.....	Kg	-	2.78	-	-	2.60	2.75	2.71	-	-	-	-	-	-	-
'Teff' Mixed.....	Kg	-	2.60	-	-	2.40	-	2.50	-	-	-	-	-	-	-
'Teff' Black (Red).....	Kg	-	-	-	-	-	-	-	-	-	-	-	-	-	-
Wheat White.....	Kg	-	1.72	2.03	2.00	1.67	-	1.85	-	-	-	-	-	-	-
Wheat Mixed.....	Kg	-	-	-	-	2.70	-	2.70	-	-	-	-	-	-	-
Barley White.....	Kg	-	-	-	-	-	-	-	-	-	-	-	-	-	-

Table 2 Group 6 :- (Cont'd) Average Retail Price of Goods and Services by Region and Selected Market Places

 June 2002
 Sene 1994

R E G I O N A N D M A R K E T P L A C E S														
ITEM	UNIT	S O M A L I E					SOMALI AVERAGE	B E N I S H A N G U L - G U M U Z						BEN- GUMUZ AVERAGE
		Shinile	Arere	Jiggiga	Hartshek	Dolo		Moyale	Mambook	Mender- Sebat	Asossa	Bambasi	Kemashi	
P R I C E I N B I R R														
Barley Mixed.....	Kg	-	-	-	-	-	-	-	-	-	-	-	-	-
Maize.....	Kg	-	1.17	1.91	-	2.49	1.50	1.77	-	-	-	-	-	4.33
Oats.....	Kg	-	-	-	-	-	-	-	4.50	4.17	-	-	-	-
Sorghum.....	Kg	-	1.50	-	-	2.43	-	1.97	-	-	-	-	-	-
Durrah.....	Kg	-	-	-	-	-	-	-	-	-	-	-	-	-
'Furno Duket' Locally Processed..	Kg	3.50	3.00	3.92	3.00	4.33	2.50	3.38	3.00	3.67	3.00	3.00	3.50	3.00
PULSES UNMILLED														
Horse Beans.....	Kg	-	1.50	2.76	2.85	-	2.00	2.28	2.01	1.71	2.00	1.96	1.67	1.87
Peas White.....	Kg	-	-	-	1.83	-	-	1.83	-	-	-	-	-	2.48
Peas Black.....	Kg	-	-	-	-	-	-	-	-	2.48	-	-	-	-
Peas Mixed.....	Kg	-	1.83	2.94	-	-	2.00	2.26	-	2.49	2.68	2.29	2.21	2.50
Soya Beans.....	Kg	-	-	-	-	-	-	-	-	1.40	.98	.89	-	-
Chick Peas.....	Kg	-	2.00	2.40	3.64	3.00	1.92	2.59	1.75	1.97	3.35	1.95	3.83	-
Lentils.....	Kg	-	2.33	3.68	3.98	1.75	2.92	2.93	3.00	2.42	3.00	3.00	4.00	3.10
Haricot Beans.....	Kg	-	-	2.75	1.61	-	1.67	2.01	-	1.88	1.40	1.62	2.68	1.96
Lima Beans.....	Kg	-	-	1.95	-	-	-	1.95	-	-	-	-	2.59	1.74
Vetch.....	Kg	-	-	2.42	-	-	-	2.42	1.99	2.13	2.00	-	-	-
Fenugreek.....	Kg	5.34	3.67	4.72	6.18	4.00	5.19	4.82	6.67	5.00	6.06	4.33	5.25	-
PULSES MILLED OR SPLIT														
Horse Beans Milled.....	Kg	-	-	-	-	-	-	-	-	-	-	-	-	4.00
Peas Milled.....	Kg	-	-	-	6.69	5.00	4.00	5.23	4.00	-	-	-	-	-
Chick Peas Milled.....	Kg	-	-	-	-	-	-	-	-	-	-	-	-	-
Mixed Pulses Milled.....	Kg	6.53	3.10	-	-	-	4.00	4.54	-	3.83	4.00	5.00	3.83	5.17
Vetch Milled.....	Kg	-	-	4.62	-	-	-	4.62	-	3.83	-	-	-	-
Peas Split.....	Kg	-	4.00	3.87	3.90	2.50	2.00	3.25	-	-	3.67	3.83	4.17	4.50
Peas Split(Roasted).....	Kg	-	-	3.93	-	-	-	3.93	4.50	4.00	3.50	-	-	4.00

Table 2 Group 6 :-(Cont'd) Average Retail Price of Goods and Services by Region and Selected Market Places

 June
Sene 1994

REGION AND MARKET PLACES															
ITEM	UNIT	S O M A L I E						SOMALI AVERAGE	B E N I S H A N G U L - G U M U Z						BEN- GUMUZ AVERAGE
		Shinile	Arere	Jigjiga	Hartshek	Dolo	Moyale		Mambok	Mender- Sebat	Asossa	Bambasi	Kemashi	Agelo- meti	
PRICE IN BIRR															
Horse Beans Split(Roasted).....	Kg	-	-	-	-	-	-	-	4.50	4.00	-	-	-	2.83	3.78
Lentils Split.....	Kg	4.00	4.00	3.97	4.00	4.67	4.70	4.25	5.00	4.17	4.00	3.83	4.33	4.50	4.31
Vetch Split(Roasted).....	Kg	-	-	-	-	-	-	-	-	-	-	-	-	-	-
Chick Peas Split(Roasted).....	Kg	-	-	-	-	-	-	-	-	-	-	-	-	-	-
Fenugreek Milled.....	Kg	-	5.60	10.37	-	-	10.00	8.66	-	5.75	10.67	10.00	10.00	-	9.35
OIL SEEDS															
Niger Seed.....	Kg	-	-	-	-	8.33	4.85	6.59	2.90	3.27	2.83	2.20	1.62	1.46	2.49
Linseed White.....	Kg	-	-	-	-	-	-	-	-	-	-	-	-	-	-
Linseed Black.....	Kg	-	4.85	3.26	4.70	-	6.02	4.71	4.36	2.50	4.01	2.39	-	-	3.31
Sesame Seed.....	Kg	-	-	-	-	-	-	-	3.92	2.60	4.48	3.48	3.07	2.24	3.30
Sunflower.....	Kg	-	3.38	4.96	-	-	2.69	3.71	-	3.50	-	-	-	1.16	2.92
Castor Beans.....	Kg	-	-	4.30	-	-	-	4.30	2.50	2.60	1.31	1.51	1.83	2.19	1.91
Rape Seed.....	Kg	-	-	-	-	4.00	2.52	3.26	1.97	2.58	2.05	3.01	3.39	3.10	2.64
Ground Nut Shelled.....	Kg	-	-	-	-	-	4.67	4.67	3.64	3.07	-	-	-	-	3.35
PREPARED CEREAL PRODUCTS															
Spaghetti (Local) Without Egg....	Kg	-	6.33	7.00	6.67	7.00	7.00	6.80	-	5.17	5.50	5.00	6.67	8.00	5.93
Pastini.....	Kg	-	-	8.00	-	-	10.00	8.80	7.00	-	10.00	-	-	-	8.50
Macaroni (Local) Without Egg.....	Kg	5.00	5.50	5.43	6.00	6.00	5.00	5.49	5.50	5.17	6.00	5.17	5.83	5.50	5.53
'Fafa' Flour.....	kg	-	-	-	-	-	-	-	-	-	-	-	-	-	-
'Dube' Flour.....	kg	-	-	-	-	-	-	-	-	-	-	-	-	-	-
BREAD AND OTHER PREPARED FOODS															
'Enjera' ('Teff' Mixed).....	325gm	.62	.65	.76	1.16	-	.57	.75	1.24	1.41	-	.35	-	.83	.97
'Dabo' (Traditional Ambasha)..	350gm	-	.47	1.32	-	1.03	-	.94	-	.47	-	-	-	-	.47
'Dabo' (Traditional Sheleto)..	350gm	-	-	.88	-	-	-	.88	-	.48	-	.37	-	-	.42

Table 2 Group 6 :- (Cont'd) Average Retail Price of Goods and Services by Region and Selected Market Places

 June 2002
 Sene 1994

R E G I O N A N D M A R K E T P L A C E S															
ITEM	UNIT	S O M A L I E						SOMALI AVERAGE	B E N I S H A N G U L - G U M U Z						BEN- GUMUZ AVERAGE
		Shinile	Arere	Jigjiga	Hartshek	Dolo	Moyale		Mambook	Mender- Sebat	Asossa	Bambasi	Kemashi	Agelo- meti	
P R I C E I N B I R R															
Bread Wheat (Bakery).....	350gm	1.55	1.17	1.75	1.81	1.75	.85	1.48	.88	.50	.99	1.08	.88	.67	.84
Biscuits	150gm	2.73	2.50	2.05	2.05	2.73	3.41	2.58	1.50	2.73	2.73	1.50	-	-	2.12
MEAT															
Beef	Kg	-	12.00	20.00	24.00	8.00	20.00	16.80	9.17	8.00	14.00	11.02	8.05	7.87	9.79
Camel Meat	Kg	-	-	8.45	8.97	12.00	9.00	9.61	-	-	-	-	-	-	-
FISH AND FISH PRODUCTS															
Fish Fresh.....	Kg	-	-	-	-	-	-	-	-	-	-	-	-	-	-
Sardines (Imported).....	125gm	6.25	5.63	5.10	5.00	-	-	5.50	-	-	7.00	-	-	-	7.00
DIARY PRODUCTS AND EGG															
Cow Milk (Unpasteurized).....	Lt	2.35	2.07	3.00	3.34	3.08	1.86	2.62	-	2.35	3.00	1.33	2.86	3.03	2.48
Cow Milk (pasteurized).....	Lt	-	-	-	-	-	-	-	-	-	-	-	-	-	-
Camel Milk.....	Lt	2.35	2.08	3.33	3.26	4.00	1.23	2.71	-	-	-	-	-	-	-
Goat Milk.....	Lt	2.35	2.48	-	-	4.00	-	2.94	-	-	-	-	-	-	-
Powdered Milk (Edget).....	450gm	21.50	21.75	18.33	18.00	18.00	23.67	20.21	-	-	-	-	-	-	-
Yoghurt (Traditional).....	Lt	-	3.41	4.75	-	-	7.41	5.19	-	-	5.72	4.81	3.57	-	4.84
Cheese Cottage.....	Kg	-	-	-	-	-	-	-	-	1.20	-	-	-	-	1.20
Egg (Traditional).....	Dozen	-	4.80	6.00	6.00	4.00	4.80	5.12	4.20	4.00	4.80	3.33	4.27	4.53	4.19
OILS AND FATS															
Butter Unrefined.....	Kg	-	-	28.67	-	19.70	25.67	24.68	22.22	21.00	16.33	11.72	16.04	11.03	16.39
Cooking Oil (Imported).....	Lt	8.58	10.33	7.14	8.33	10.00	9.33	8.95	-	12.33	9.37	12.16	13.00	13.50	11.97
Cooking Oil (Local).....	Lt	-	-	-	-	8.50	-	8.50	15.00	13.00	11.00	11.00	12.00	-	12.43

Table 2 Group 6 :-(Cont'd) Average Retail Price of Goods and Services by Region and Selected Market Places

June
Sene 2002
1994

ITEM	UNIT	R E G I O N A N D M A R K E T P L A C E S													
		S O M A L I E						SOMALI AVERAGE	B E N I S H A N G U L - G U M U Z					BEN- GUMUZ AVERAGE	
		Shinile	Arere	Jigjiga	Hartshek	Dolo	Moyale		Mambook	Mender- Sebat	Asossa	Bambasi	Kemashi		Agelo- meti
P R I C E I N B I R R															
VEGETABLES AND FRUITS															
VEGETABLES (FRESH)															
Ethiopian Kale.....	Kg	-	-	2.86	-	-	1.32	2.09	-	.68	.85	.31	1.00	.62	.69
Cabbage.....	Kg	1.99	1.34	1.35	2.91	-	2.02	1.96	-	-	2.44	-	-	-	2.44
Lettuce.....	Kg	-	-	-	-	-	-	-	-	-	2.31	-	-	-	2.31
Spinach.....	Kg	-	-	3.13	-	-	-	3.13	-	-	1.21	-	-	-	1.21
Carrot.....	Kg	-	-	4.85	2.86	-	3.07	3.59	-	-	4.10	1.93	-	-	3.23
Tomatoes.....	Kg	1.88	2.13	2.91	-	1.27	3.42	2.32	-	3.45	3.04	.92	2.04	1.15	2.20
Onions.....	Kg	3.45	3.07	3.74	2.69	-	3.00	3.19	2.31	2.83	4.01	4.01	4.94	2.95	3.51
Garlics.....	Kg	-	9.14	10.55	-	-	10.00	9.90	9.26	5.83	-	9.97	10.07	-	8.78
Leaks.....	Kg	3.10	2.79	-	4.61	1.50	2.92	3.00	-	-	3.00	-	-	-	3.00
Pepper Green.....	Kg	3.42	3.36	8.37	7.03	3.96	2.69	4.80	2.70	1.09	2.76	1.60	3.44	1.67	2.28
Pumpkin.....	Kg	-	-	-	-	-	-	-	-	-	-	-	.43	-	.43
Green Peas.....	Kg	-	-	-	-	-	-	-	-	-	-	-	-	-	-
Beet Root.....	Kg	1.63	-	2.10	4.45	-	3.13	2.83	1.11	1.97	2.70	-	-	-	1.93
Cauliflower.....	Kg	-	-	-	-	-	-	-	-	-	-	-	-	-	-
FRUITS FRESH															
Banana.....	Kg	-	1.09	2.35	2.50	1.53	2.00	1.90	1.64	1.20	1.14	.66	1.14	.53	1.05
Orange.....	Kg	-	-	3.50	5.33	-	-	4.42	3.04	2.15	1.52	1.09	2.04	1.07	1.82
Lemon.....	Kg	3.78	3.76	11.67	9.14	5.04	6.13	6.59	.39	.41	.78	.60	3.42	1.67	1.21
Tangerine.....	Kg	-	-	-	-	-	-	-	-	-	-	-	-	-	-
Papaya.....	Kg	-	1.60	2.08	-	-	-	1.84	-	-	-	-	-	-	-
Grapes.....	Kg	-	-	-	-	-	-	-	-	-	-	-	-	-	-
Avocado.....	Kg	-	-	-	-	-	2.46	2.46	-	-	-	-	1.38	-	1.38
Mango.....	Kg	2.12	1.20	4.91	2.30	-	-	2.63	4.21	-	.43	.40	1.13	.85	1.40
Cactus.....	Kg	-	-	-	-	-	-	-	-	-	-	-	-	-	-

Table 2 Group 6 :-(Cont'd) Average Retail Price of Goods and Services by Region and Selected Market Places

June
Sene 2002
1994

R E G I O N A N D M A R K E T P L A C E S															
ITEM	UNIT	S O M A L I E					SOMALI AVERAGE	B E N I S H A N G U L - G U M U Z						BEN- GUMUZ AVERAGE	
		Shinile	Arere	Jigjiga	Hartshek	Dolo		Moyale	Maribook	Mender- Sebat	Asossa	Bambasi	Kemashi		Agelo- meti
P R I C E I N B I R R															
SPICES															
Pepper Whole.....	Kg	-	-	7.67	-	-	-	7.67	4.82	6.33	3.67	3.00	-	-	4.46
Black Pepper(Local).....	Kg	-	-	-	-	-	-	-	-	-	-	-	-	-	-
Long Pepper(Local).....	Kg	-	-	21.67	-	-	-	21.67	16.67	12.13	-	-	-	-	14.40
White Cumin(Bishop's Weed)Local..	Kg	-	10.28	-	8.37	7.00	6.84	8.12	4.93	5.00	-	6.02	8.12	8.33	6.21
Black Cumin(Local).....	Kg	-	11.67	-	-	8.00	7.54	9.07	-	6.89	-	6.39	7.50	6.94	6.88
Ginger Dry(Local).....	Kg	4.55	5.04	-	5.49	4.00	3.58	4.53	-	-	-	-	-	-	-
Ginger Wet(Local).....	Kg	-	-	-	-	-	1.85	1.85	2.12	1.73	2.20	1.03	1.34	1.93	1.72
Cloves(Imported).....	Kg	-	-	-	-	-	78.00	78.00	-	-	100.00	100.00	-	-	100.00
Cinnamon(Imported).....	Kg	-	-	20.00	22.62	30.00	30.00	24.79	-	-	-	-	-	-	-
Cardamon(Local).....	Kg	-	-	-	-	29.00	27.78	28.27	-	-	-	-	-	-	-
Tumeric Flour(Local).....	Kg	-	8.58	9.39	10.17	5.00	4.70	7.57	-	7.50	6.32	-	7.74	-	7.12
Chillies Whole.....	Kg	-	-	8.58	-	-	-	8.58	-	-	-	-	6.28	9.70	8.33
Basil Dry.....	Kg	-	-	-	-	8.00	8.49	8.25	-	7.83	-	2.17	6.57	-	5.39
POTATOES, OTHER TUBERS AND STEMS															
Potato.....	Kg	1.53	2.04	1.61	2.38	-	1.37	1.79	.93	2.44	1.52	1.27	1.56	1.05	1.48
Sweet Potato.....	Kg	-	-	3.59	-	-	1.18	2.63	-	-	1.46	-	-	-	1.46
'Kocho' (Unprocessed).....	Kg	-	-	-	-	-	-	-	-	-	-	-	-	-	-
'Bula'.....	Kg	-	-	-	-	-	-	-	-	-	-	-	-	-	-
COFFEE, TEA, CHAT AND BUCK-THORN LEAVES															
Tea Leaves(Local).....	100gm	2.00	2.00	2.08	-	2.50	2.00	2.18	2.00	2.00	2.00	2.00	2.08	2.50	2.10
Coffee Whole.....	Kg	-	-	-	-	5.00	2.70	4.23	-	-	-	2.84	3.62	3.49	3.32
Coffee Beans.....	Kg	15.88	12.18	12.20	10.00	10.00	7.54	11.30	8.17	8.33	6.17	6.56	6.45	7.28	7.16
Coffee Leaves.....	Kg	-	-	10.07	16.05	-	-	13.06	-	-	-	-	-	-	-
Buck Thorn Leaves.....	Kg	-	-	3.50	-	5.00	-	4.25	2.59	5.95	2.97	3.01	1.86	2.75	3.19

Table 2 Group 6 :-(Cont'd) Average Retail Price of Goods and Services by Region and Selected Market Places

June
Sene 2002
1994

R E G I O N A N D M A R K E T P L A C E S															
ITEM	UNIT	S O M A L I E						SOMALI AVERAGE	B E N I S H A N G U L - G U M U Z						BEN- GUMUZ AVERAGE
		Shinile	Arere	Jigjiga	Hartshek	Dolo	Moyale		Mambook	Mender- Sebat	Asossa	Bambasi	Kemashi	Agelo- meti	
P R I C E I N B I R R															
'Chat'.....	Kg	8.42	7.54	19.53	26.94	70.35	3.75	22.76	28.33	37.78	2.51	3.24	6.70	-	16.36
Malt-Barley.....	Kg	-	-	-	-	-	-	-	-	-	-	-	-	-	-
Malt-Wheat.....	Kg	-	-	-	-	-	-	-	-	-	-	-	-	-	-
OTHER FOOD ITEMS															
Salt.....	Kg	1.50	1.25	1.44	1.00	.94	3.26	1.57	1.50	1.57	1.42	1.28	2.04	1.53	1.56
Sugar.....	Kg	4.50	4.50	3.66	3.33	5.00	3.97	4.16	5.00	5.00	5.00	5.00	5.50	5.83	5.22
Honey.....	Kg	-	-	27.33	-	18.00	16.00	23.20	9.00	7.00	-	4.00	-	-	6.67
Canned Tomato (Local).....	410gm	7.50	6.17	4.78	6.00	7.00	6.83	6.24	7.69	-	7.00	6.50	-	-	7.13
FOOD TAKEN AWAY FROM HOME															
Cup of Tea.....	No	.25	.25	.25	.50	.50	.50	.38	.28	.25	.43	.25	.30	.25	.29
Cup of Coffee.....	No	.25	.25	1.00	.50	.50	1.00	.58	-	.50	.90	.50	.57	-	.64
Cup of Milk.....	No	-	.50	1.00	.50	.50	1.00	.70	-	-	1.00	.80	-	-	.88
'Key Wot Yebere'.....	One Meal	4.00	-	4.33	5.00	-	6.00	4.91	4.00	3.67	5.00	5.00	4.00	4.00	4.31
'Key Wot Yebeg/Yefyel'..	One Meal	4.00	3.00	5.00	5.00	5.00	6.33	4.76	4.00	3.67	-	5.00	4.00	4.00	4.14
COST OF MILLING															
Cereals.....	100Kg	15.00	20.00	15.00	50.00	25.00	20.00	24.71	15.00	10.00	15.00	15.00	20.00	20.00	15.00
Pulses.....	100Kg	-	20.00	15.00	-	-	-	17.50	20.00	10.00	20.00	20.00	20.00	20.00	18.00
Pepper Whole.....	100Kg	-	100.00	100.00	-	-	-	100.00	80.00	80.00	100.00	-	-	-	86.67
BEVERAGES - NON ALCOHOLIC															
Ambo Mineral Water.....	500cc	-	-	-	2.00	4.00	2.50	2.83	-	2.50	2.83	2.83	2.83	-	2.75
Bure Mineral Water.....	500cc	-	-	-	-	-	-	-	2.00	2.50	-	-	-	-	2.25
Coca Cola/Fanta.....	300cc	2.00	2.00	2.00	2.50	3.50	2.50	2.42	-	-	2.83	2.83	2.83	-	2.83

Table 2 Group 6 :-(Cont'd) Average Retail Price of Goods and Services by Region and Selected Market Places

June 2002
Sene 1994

R E G I O N A N D M A R K E T P L A C E S															
I T E M	U N I T	S O M A L I E						S O M A L I A V E R A G E	B E N I S H A N G U L - G U M U Z						B E N - G U M U Z A V E R A G E
		Shinile	Arere	Jigjiga	Hartshek	Dolo	Moyale		Mambok	Mender- Sebat	Asossa	Bambasi	Kemashi	Agelo- meti	
P R I C E I N B I R R															
Pepsi Cola/Mirinda.....	300cc	-	2.00	2.00	2.50	3.50	2.50	2.50	2.50	2.00	2.83	2.83	2.83	3.00	2.67
BEVERAGES - ALCOHOLIC															
Araki (Local).....	900cc	-	24.67	18.54	-	-	27.33	23.51	27.33	25.28	27.00	31.33	25.33	30.37	27.62
Cognac (Local).....	900cc	-	-	-	-	-	-	-	-	-	-	-	-	-	-
Brandy (Local).....	900cc	-	-	-	-	-	27.67	27.67	-	-	-	-	-	-	-
Gin (Local).....	900cc	-	-	18.54	-	-	27.67	23.10	27.33	25.28	27.00	31.33	25.33	-	27.26
Saris Wine (Normal).....	750cc	-	-	12.00	-	-	7.50	10.20	-	-	-	-	-	-	-
'Katikalla'.....	Lt	8.52	7.78	7.78	9.00	13.48	5.17	8.62	4.44	5.81	5.83	4.33	3.00	3.03	4.41
Beer (Bedele).....	330cc	-	-	-	-	4.00	-	4.00	3.50	3.50	3.33	3.50	3.44	3.50	3.46
Beer (Harar).....	330cc	3.00	3.00	3.00	3.00	4.00	3.50	3.26	3.50	-	-	-	-	-	3.50
Beer (Meta Abo).....	330cc	-	-	-	-	-	3.50	3.50	3.43	3.50	3.33	-	-	-	3.42
'Tella'.....	Lt	-	.71	1.18	1.00	1.27	1.10	1.05	.35	.39	1.25	1.08	1.00	.73	.79
'Tej' (Mead).....	Lt	-	-	1.52	2.00	2.25	1.85	1.91	2.06	1.43	3.00	2.17	2.00	2.15	2.13
CIGARETTES AND TOBACCO															
CIGARETTES															
Nyala.....	Packet	-	-	-	-	5.00	4.00	4.50	5.00	5.00	3.67	5.00	5.00	5.00	4.78
Gissila.....	Packet	-	-	-	-	-	-	-	-	-	-	-	-	-	-
Rothmans.....	Packet	-	-	-	-	10.00	10.00	10.00	10.00	13.67	7.83	14.00	10.00	-	11.10
TOBACCO															
'Gaya'.....	Kg	-	-	-	-	-	-	-	9.81	10.07	-	10.00	5.32	5.93	8.23
CLOTHING AND FOOT WEAR															

Table 2 Group 6 :-(Cont'd) Average Retail Price of Goods and Services by Region and Selected Market Places

June
Sene 2002
1994

R E G I O N A N D M A R K E T P L A C E S															
ITEM	UNIT	S O M A L I E					SOMALI AVERAGE	B E N I S H A N G U L - G U M U Z						BEN- GUMUZ AVERAGE	
		Shinile	Arere	Jigjiga	Hartshek	Dolo		Moyale	Mambook	Mender- Sebat	Asossa	Bambasi	Kemashi		Agelo- meti
P R I C E I N B I R R															
CLOTHING															
Abujudid(Akaki/Bahir Dar)91cm.	Meter	-	3.42	4.83	-	1.00	4.00	3.48	-	-	3.58	4.50	4.00	5.00	4.20
Abujudid(Komb./Arba Min.)150cm	Meter	-	-	-	-	-	-	-	5.83	5.17	6.00	6.00	7.00	-	6.00
Khaki(S-10,000 Twil)110cm.....	Meter	-	-	8.33	-	-	-	8.33	-	-	-	-	-	-	-
Khaki(Akaki)91cm.....	Meter	-	-	8.67	-	-	-	8.67	-	-	-	-	-	-	-
Wool-England 100%.....	Meter	-	-	-	-	-	-	-	-	-	-	-	-	-	-
Tetron(Arba Minch).....	Meter	-	-	-	-	-	-	-	-	-	-	-	-	-	-
Poplin(Dire Dawa)105cm.....	Meter	-	6.67	-	-	-	-	6.67	-	-	6.00	-	-	-	6.00
Poplin(Komb./Arba Minch)150cm.	Meter	-	-	-	-	-	-	-	-	10.83	12.00	12.00	12.00	-	11.68
Nylon(Mojo).....	Meter	-	-	-	-	-	-	-	-	-	13.00	-	-	-	13.00
Polyster(Arba Minch/Awasa)....	Meter	-	-	-	-	-	-	-	-	-	-	-	-	-	-
Jersi.....	Meter	-	-	-	-	-	-	-	-	-	-	-	-	-	-
Cotton.....	Kg	-	-	-	-	-	-	-	5.00	4.17	4.56	2.94	-	1.94	4.04
Hisufi	Meter	-	-	-	-	-	-	-	24.00	-	-	-	-	-	24.00
Kefay	Meter	-	-	-	-	-	25.00	25.00	17.00	-	24.00	19.00	-	-	20.13
COST OF TAILORING															
Woolen Suit (Men).....	No	-	-	-	-	-	-	-	-	200.00	233.33	-	-	-	220.00
Khaki Suit (Men).....	No	-	-	-	-	-	-	-	38.33	35.00	41.67	30.00	27.50	-	35.00
Khaki Suit (Boys).....	No	-	-	-	-	-	-	-	28.33	22.50	28.33	25.00	19.00	-	25.23
Tateron Suit (Men)	No	-	31.67	-	-	-	-	31.67	46.67	35.00	51.67	30.00	40.00	-	41.25
Tateron Suit (Boys)	No	-	21.67	-	-	-	-	21.67	30.00	22.50	31.67	25.00	25.00	-	27.50
READY-MADE / FOR ADULTS															
'Netela'.....	No	-	-	25.00	-	-	-	25.00	15.00	20.00	18.00	25.67	20.00	15.50	19.40
'Gabi'.....	No	-	-	75.00	-	-	-	75.00	33.33	42.00	50.00	40.00	39.33	37.50	39.27

Table 2 Group 6 :-(Cont'd) Average Retail Price of Goods and Services by Region and Selected Market Places

June
Sene 2002
1994

ITEM	UNIT	R E G I O N A N D M A R K E T P L A C E S													
		S O M A L I E						SOMALI AVERAGE	B E N I S H A N G U L - G U M U Z					BEN- GUMUZ AVERAGE	
		Shinile	Arere	Jigjiga	Hartshek	Dolo	Moyale		Mambok	Mender- Sebat	Asossa	Bambasi	Kemashi		Agelo- meti
P R I C E I N B I R R															
Shirts Long Sleeved (Local).....	No	-	-	-	-	-	-	-	-	22.67	-	-	-	-	22.67
Shirts Short Sleeved (Local).....	No	-	-	-	-	-	-	-	-	-	-	-	-	-	-
Shirts Long Sleeved (Imported)...	No	-	31.67	61.67	70.00	53.33	43.33	52.00	36.50	43.33	43.33	45.00	57.50	-	44.85
Shirts Short Sleeved (Imported)..	No	36.50	29.00	-	56.67	61.67	70.00	48.75	-	40.00	45.00	-	-	-	42.50
Socks (Cotton) Imported.....	Pair	-	4.67	5.50	4.67	4.00	7.33	5.23	5.50	6.33	7.67	6.00	8.67	-	6.93
Sweater (Local) Men.....	No	-	-	-	-	-	-	-	-	-	-	-	-	-	-
Sweater (Local) Women.....	No	-	-	-	-	-	-	-	-	-	-	-	-	-	-
Shash (Imported).....	No	-	12.33	12.83	7.00	15.00	5.00	10.43	-	19.33	8.67	9.67	13.33	-	12.75
Singlets (Local) White.....	No	-	-	7.33	-	-	-	7.33	10.33	9.00	-	-	10.67	-	10.00
Jeans Trouser.....	No	-	-	91.67	60.00	100.00	86.67	84.58	66.67	80.00	75.00	87.50	85.00	-	78.21
Woolen Suit.....	No	-	-	-	-	-	-	-	-	-	-	-	-	-	-
'Kemisna Netela'.....	No	-	-	-	-	100.00	100.00	-	70.00	135.00	-	110.00	-	100.00	
Sweater-Men (Imported).....	No	-	-	-	-	103.33	103.33	-	80.00	-	-	-	-	80.00	
Sweater-Women (Imported).....	No	-	-	-	-	-	-	-	-	-	-	-	-	-	
Nylon Dress.....	No	-	-	-	-	-	-	-	-	33.33	-	-	-	33.33	
Tetron Trouser.....	No	-	-	-	-	-	-	-	-	36.67	-	-	-	36.67	
Leather Jacket.....	No	-	-	-	-	-	-	-	-	-	-	-	-	-	
Under Wear China.....	No	-	-	17.67	-	-	17.00	17.40	12.00	12.00	13.00	14.67	15.00	-	13.33
Deriya	NO	-	-	-	-	-	-	-	-	-	-	-	-	-	-
Polyester Suit.....	No	-	-	-	-	-	-	-	-	-	-	-	-	-	-
Khaki Short	No	-	-	-	-	-	-	-	-	-	8.00	-	-	8.00	
T-Shirts	No	-	-	-	40.00	38.33	39.17	23.67	24.67	31.67	-	25.67	-	26.42	
Jogging Suit(sport tuta)	No	-	-	80.00	78.33	100.00	-	86.11	-	70.00	75.00	62.50	81.67	-	73.18
Khaki Jacket	No	-	-	-	83.33	-	-	83.33	-	88.33	-	-	-	88.33	
Geldem	No	27.67	23.33	-	27.67	30.00	27.00	27.13	13.00	12.33	14.67	14.00	18.67	-	14.53

Table 2 Group 6 :- (Cont'd) Average Retail Price of Goods and Services by Region and Selected Market Places

June
Sene 2002
1994

R E G I O N A N D M A R K E T P L A C E S													
ITEM	UNIT	S O M A L I E					SOMALI AVERAGE	B E N I S H A N G U L - G U M U Z					BEN- GUMUZ AVERAGE
		Shinile	Arere	Jiggiga	Hartshek	Dolo		Moyale	Mambok	Mender- Sebat	Asossa	Bambasi	

P R I C E I N B I R R

READY-MADE / FOR CHILDREN

Sweater (Local) for Boys..... No	-	-	-	-	-	-	-	-	-	-	-	-	-	-
Socks (Imported) Cotton..... Pair	-	-	-	3.67	4.00	4.67	4.11	-	2.67	4.00	3.00	4.00	-	3.30
Jeans Trouser..... No	-	-	55.00	55.00	70.00	42.50	56.82	-	-	-	-	-	-	-
Shirt Long Sleeved(Imported)Boys. No	-	-	27.00	20.00	25.00	24.33	24.08	-	22.33	-	-	-	-	22.33
Sweater (England) for Girls..... No	-	-	-	-	-	-	-	-	-	30.00	-	-	-	30.00
Short for Boys..... No	-	-	-	-	-	-	-	-	-	-	-	-	-	-
Kemise(for children) No	-	11.33	36.00	65.00	71.67	58.33	48.47	-	41.00	35.00	40.00	25.00	-	35.80

FOOTWEAR (MEN AND WOMEN)

Anbessa Leather Shoes Men(Local)Pair	-	-	-	-	-	103.33	103.33	-	68.33	105.00	60.00	72.50	-	74.00
Leather Shoes Men (Croft)..... Pair	-	-	101.67	93.33	100.00	103.33	99.58	110.00	105.00	96.67	120.00	118.33	-	110.00
Walking Shoes(Imp.) Non-Leather Pair	-	-	80.00	-	-	-	80.00	-	78.33	-	75.00	-	-	76.67
Canvas Shoes (Local) Men..... Pair	-	-	-	-	-	-	-	-	23.00	-	-	-	-	23.00
Canvas Shoes (China) Men..... Pair	-	-	-	22.67	-	-	22.67	-	-	20.67	24.00	22.50	-	22.14
Plastic Shoes (Local) Women.... Pair	-	8.67	12.33	11.00	-	-	10.67	8.50	8.33	8.67	9.00	10.00	9.67	9.03
Slippers Sponge Adult (China).. Pair	7.17	7.17	7.00	7.33	5.00	-	6.73	-	8.67	-	6.67	-	-	7.67
Boots for Men Plastic (Local).. Pair	-	-	31.67	-	-	-	31.67	45.00	44.67	-	-	-	-	44.83
Sendel Plastic Shoes (Imp.).... Pair	-	-	-	-	16.00	-	16.00	-	-	-	-	-	-	-
Cost of Mending Shoes sole(Men).Pair	-	-	22.50	13.33	-	-	17.00	-	20.00	24.67	-	-	-	23.50

Table 2 Group 6 :- (Cont'd) Average Retail Price of Goods and Services by Region and Selected Market Places

June 2002
Sene 1994

ITEM	UNIT	R E G I O N A N D M A R K E T P L A C E S													
		S O M A L I E					SOMALI AVERAGE	B E N I S H A N G U L - G U M U Z					BENI- GUMUZ AVERAGE		
		Shinile Arere	Jigjiga	Hartshek Dolo	Moyale			Mambook	Mender- Sebat	Asossa	Bambasi	Kemashi		Agelo- meti	
P R I C E I N B I R R															
CONSTRUCTION MATERIALS, WATER, AND FUEL AND POWER															
CONSTRUCTION MATERIALS															
Cement/Bag/(Local).....	50Kg	-	45.00	41.00	44.33	-	41.00	42.80	-	47.50	45.00	-	-	-	45.83
Lime.....	Kg	-	1.33	1.21	-	-	1.97	1.46	-	-	-	-	-	-	-
Nail (7cm - 12cm).....	Kg	10.00	8.00	10.00	10.00	12.00	9.50	10.07	7.83	7.00	8.00	8.00	9.67	10.00	8.32
Nail With Cape.....	Kg	-	10.00	12.00	10.67	-	11.00	11.00	10.33	10.67	12.00	12.00	-	-	11.25
Corrugated Iron Sheet (.2mm).....	No	-	25.00	37.67	32.67	-	-	32.63	26.00	26.00	25.50	26.00	28.00	-	26.38
Wood for House Construction('Atana')..	No	-	-	9.00	17.00	-	-	13.00	-	-	-	-	-	-	-
Wall Paints-Super (Fluid) Normal.....	4Kg	-	-	-	-	-	-	-	-	63.00	61.00	-	-	-	61.50
Wall Paints-Super (Fluid) Plastic....	4Kg	-	-	89.33	-	-	-	89.33	-	-	101.67	-	-	-	101.67
Coarse Aggregate Gravel.....	Meter Cube	-	-	-	-	-	-	-	-	-	-	-	-	-	-
Hollow Concrete Block(20x20x40 cm Cube)No		-	-	-	-	-	-	-	-	-	-	-	-	-	-
Bricks (25cm x 12cm x 6cm).....	No	-	-	3.25	-	-	-	3.25	-	-	-	-	-	-	-
Floor Board 4m Length.....	No	-	-	71.67	31.33	-	40.00	48.63	-	-	-	-	-	-	-
Iron Pipe 6mt. (1/2 inch Wide) Local..	No	-	-	55.00	-	-	60.00	57.00	-	-	49.00	-	-	-	49.00
Chipwood (125cm x 250cm x 8mm).....	No	-	-	91.67	57.67	-	-	74.67	-	-	-	-	-	-	-
Sand.....	Meter Cube	-	-	-	-	-	-	-	-	-	46.66	-	-	-	46.66
Gutter N# 32.....	Meter	-	-	-	-	-	-	-	-	-	-	-	-	-	-
Window Glass (50cm x 50cm x 3mm).....	No	-	-	-	-	-	-	-	-	-	-	-	-	-	-
Water Tanker (1meter cube).....	No	-	-	-	-	-	-	-	-	-	-	-	-	-	-
Stone for House Construction..	Meter Cube	-	-	-	-	-	-	-	-	63.00	61.00	-	-	-	42.86
Mega Paints.....	4Kg	-	-	-	-	-	-	-	-	-	-	-	-	-	-
Tseday Paints.....	4Kg	-	-	-	-	-	-	-	-	-	-	-	-	-	-
"Yewellel Nitaf"(Tile).....	No	-	-	-	-	-	-	-	-	-	-	-	-	-	-
WATER															
Water.....	Meter Cube	9.17	10.83	12.50	50.00	25.00	1.00	18.08	-	-	10.83	15.00	20.00	-	15.31

Table 2 Group 6 :- (Cont'd) Average Retail Price of Goods and Services by Region and Selected Market Places

June 2002
Sene 1994

ITEM	UNIT	R E G I O N A N D M A R K E T P L A C E S													BENI- GUMUZ AVERAGE
		S O M A L I E					SOMALI AVERAGE	B E N I S H A N G U L - G U M U Z							
		Shinile	Arere	Jigjiga	Hartshek	Dolo		Moyale	Mambook	Mender- Sebat	Asossa	Bambasi	Kemashi	Agelo- meti	
P R I C E I N B I R R															
FUEL AND POWER															
Fire Wood.....	Meter Cube	17.97	12.08	111.10	-	10.89	24.67	35.34	88.90	22.90	48.60	17.63	16.20	13.84	34.68
Charcoal.....	Kg	.97	.52	.69	.83	.55	.91	.74	1.32	-	.87	.86	.41	.16	.76
Dung Cake.....	Kg	-	-	-	-	-	-	-	-	3.64	4.33	3.00	4.24	4.29	6.06
Kerosine.....	Lt	2.12	2.89	1.84	2.00	4.00	2.24	2.55	3.64	4.33	3.00	4.24	4.29	6.06	4.60
Diesel.....	Lt	-	4.17	2.58	2.50	4.00	2.86	3.28	4.55	4.67	3.37	4.24	4.29	6.06	.49
Electric.....	K.Watt	-	-	.27	-	.42	.49	.39	-	-	.49	-	.25	.25	.26
Matches.....	Box	.20	.17	.25	.25	.25	.25	.23	.28	.25	.25	.25	.25	.25	1.00
Candles.....	No	1.00	1.00	1.00	-	1.00	1.00	1.00	1.00	1.00	1.00	1.00	1.00	1.00	1.00
Buthane Gas (Shell).....	12.5 Kg	-	-	-	-	-	-	-	-	-	-	-	-	-	-
Eveready Drycell.....	No	-	-	-	-	-	1.92	1.92	1.75	2.00	2.00	1.67	2.00	2.13	1.91
FURNITURE, FURNISHING, HOUSEHOLD EQUIPMENT AND OPERATION															
CHAIRS, TABLES, ETC.															
Table Wanza (Machine made) Varnished..	No	-	-	-	-	-	180.00	180.00	-	-	-	-	-	-	63.33
Table Wanza (Hand made) Not Varnished..	No	-	-	-	-	-	57.50	106.00	-	-	63.33	-	35.00	37.50	36.67
Chairs Wanza (Machine Made) Varnished..	No	-	-	138.33	-	-	-	-	-	-	-	-	-	-	983.33
Chairs Wanza (Hand Made) Varnished....	No	-	-	-	-	-	-	-	-	-	983.33	-	-	-	466.67
Cupboard Wanza (2 doors) Varnished....	No	-	-	-	-	-	475.00	475.00	-	-	2600.00	-	-	-	2600.00
Double Bed Wanza (120cm) Varnished....	No	-	-	-	-	-	-	-	-	-	300.00	-	-	-	300.00
Sofas (Complete).....	No	-	-	-	-	-	-	-	-	-	-	-	-	-	-
Book Shelves Wanza (3 Shelves) no Door	No	-	-	-	-	-	-	-	-	-	-	-	-	-	-
Chest of Drawer	No	-	-	-	-	-	-	-	-	-	-	-	-	-	-
FURNISHINGS & REPAIRS															
Bed Sheet (Non-Patterned Bahir Dar)	Pair	-	-	-	-	-	46.33	46.33	-	48.00	-	-	45.00	-	46.80
1.90m x 2.50m.....	Pair	-	-	-	-	-	-	-	-	-	-	-	-	-	-

Table 2 Group 6 :-(Cont'd) Average Retail Price of Goods and Services by Region and Selected Market Places

June 2002
Sene 1994

ITEM	UNIT	R E G I O N A N D M A R K E T P L A C E S											BENI- GUMUZ AVERAGE			
		S O M A L I E					SOMALI AVERAGE	B E N I S H A N G U L - G U M U Z								
		Shinile	Arere	Jigjiga	Hartshek	Dolo		Moyale	Mambook	Mender- Sebat	Asossa	Bambasi		Kemashi	Agelo- meti	
P R I C E I N B I R R																
Bed Sheet(Patterned Kombolcha)																
1.90m x 2.50m.....	Pair	-	-	-	-	-	81.67	81.67	-	-	80.00	-	-	-	-	80.00
Bed Cover(Patterned Kombolcha).....	No	-	-	-	-	-	-	-	-	-	-	-	50.00	-	-	50.00
Blanket Woolen(Debre B.)160cm x 220cm.	No	-	-	81.67	-	-	-	81.67	78.67	79.00	82.50	82.50	-	-	-	80.44
Mattress-Sponge (A.A Foam) 120cm.....	No	-	-	328.33	346.67	-	-	337.50	-	-	333.33	-	-	-	-	333.33
Towel-Local (Kombolcha).....	No	-	-	-	-	-	15.00	15.00	-	-	10.00	20.00	-	-	-	12.50
EARTHEN WARE																
Water Pot.....	No	-	-	-	-	-	-	-	-	5.50	14.33	9.33	9.00	10.00	-	9.63
'Jebena' Medium Size.....	No	-	3.00	4.00	4.00	10.00	5.00	5.36	-	2.17	1.75	3.00	4.00	-	-	2.48
'Mitad' (Griddle of Clay).....	No	-	-	18.33	24.00	-	14.00	18.78	5.00	5.50	9.67	7.67	8.67	9.50	-	7.56
Local Stove '(Lakech)'	No	-	7.33	7.67	-	20.00	8.00	10.75	-	10.00	13.33	-	11.67	-	-	11.67
Cup for Coffee (China).....	No	1.00	1.20	1.25	10.00	2.00	1.25	4.11	1.23	1.28	1.17	1.17	1.67	1.33	-	1.31
Plate Clay (imported).....	No	-	-	6.67	-	-	5.00	5.83	3.83	4.83	5.67	4.00	5.67	-	-	4.86
STRAW, BAMBOO AND OTHERS																
'Sefed'.....	No	-	-	10.00	-	10.00	6.00	8.67	-	2.83	3.33	3.83	2.08	-	-	3.02
Sack 100Kg Capacity.....	No	-	5.00	5.33	-	-	-	5.17	-	-	-	-	-	-	-	-
METAL WARE																
Cooking Pan Medium (Local).....	No	-	-	-	-	-	-	-	21.67	-	44.33	30.00	33.33	-	-	32.55
Tray (Nickel) Medium N° 45 Local.....	No	-	-	-	-	-	-	-	-	16.50	-	-	-	-	-	16.50
Electric 'Mitad' Aluminium.....	No	-	-	450.00	-	-	-	450.00	-	-	-	-	-	-	-	-
Gas Stove (Kerosine) China.....	No	50.00	46.67	46.00	-	-	48.00	47.00	-	-	45.00	-	50.00	-	-	46.25
Refregrator.....	No	-	-	2800.00	3160.00	-	-	3070.00	-	-	-	-	-	-	-	-

Table 2 Group 6 :- (Cont'd) Average Retail Price of Goods and Services by Region and Selected Market Places

June
Sene 2002
1994

ITEM	UNIT	R E G I O N A N D M A R K E T P L A C E S														
		S O M A L I E							SOMALI AVERAGE	B E N I S H A N G U L - G U M U Z						BENI- GUMUZ AVERAGE
		Shinile	Arere	Jigjiga	Hartshek	Dolo	Moyale	Mambook		Mender- Sebat	Asossa	Bambasi	Kemashi	Agelo- meti		
P R I C E I N B I R R																
PLASTIC WARE (LOCAL MADE)																
Jerrycan (20 Litres).....	No	-	-	-	-	-	-	-	-	20.33	-	-	28.67	-	24.50	
Bucket (20 Litres).....	No	-	17.67	17.83	-	-	-	17.75	17.83	16.50	17.67	16.00	18.67	-	17.33	
GLASS WARE																
Glass for Tea (Duralex).....	No	4.00	4.17	3.67	-	-	3.50	3.80	2.42	-	3.67	3.00	3.33	2.13	2.96	
OTHER HOUSEHOLD EQUIPMENT																
Kerosine Lamp.....	No	25.00	24.33	19.00	17.00	-	19.33	20.93	14.33	23.00	24.00	22.00	26.33	-	21.93	
'Kuraz' Small Local Kerosine Lamp.....	No	1.00	1.00	1.00	-	-	2.50	1.45	1.58	-	1.00	.92	1.00	1.00	1.11	
Flash Light.....	No	6.83	6.17	7.00	5.33	6.00	6.17	6.25	6.67	6.67	7.00	6.33	7.00	7.00	6.78	
Electric Bulb Philips(40/60 Watt).....	No	3.00	3.00	3.17	4.00	4.00	-	3.43	-	2.50	3.17	-	3.00	-	2.89	
HOUSEHOLD OPERATION																
Hard Soap (Local).....	200gm	-	-	-	-	-	-	-	2.00	1.60	1.77	2.00	1.72	2.00	1.85	
Hard Soap (Imported).....	200gm	-	-	1.83	-	-	2.33	2.08	2.61	1.94	1.72	2.33	2.53	2.50	2.27	
Detergent (Omo).....	50gm	.54	.52	-	-	1.00	.83	.72	1.00	-	.71	1.25	.75	1.07	.95	
Incense.....	Kg	12.63	9.39	12.00	6.33	6.00	6.55	8.82	7.00	6.00	5.50	6.00	9.14	6.94	6.76	
Sandal Wood.....	No	.25	.22	.25	.25	.25	.25	.24	.27	.25	.25	.25	.33	.25	.27	
Toilet Paper (Mamko).....	Roll	3.50	3.00	3.50	3.33	3.50	3.00	3.31	3.00	3.00	3.25	3.00	3.50	-	3.15	
DRY CLEANING																
Dry Cleaning (Suit Men).....	No	-	-	-	-	-	-	-	-	-	-	-	-	-	-	

Table 2 Group 6 :-(Cont'd) Average Retail Price of Goods and Services by Region and Selected Market Places

June
Sene 2002
1994

ITEM	UNIT	R E G I O N A N D M A R K E T P L A C E S													
		S O M A L I E							B E N I S H A N G U L - G U M U Z						BENI- GUMUZ AVERAGE
		Shinile	Arere	Jigjiga	Hartshek	Dolo	Moyale	SOMALI AVERAGE	Mambook	Mender- Sebat	Asossa	Bairbasi	Kemashi	Agelo- meti	
P R I C E I N B I R R															
DOMESTIC SERVICE															
Maid Servant.....	Month	66.67	56.67	60.00	70.00	86.67	60.00	66.67	18.33	25.00	46.67	36.67	30.00	27.50	30.88
Unskilled Service (Daily Laborer)....	Day	13.33	10.00	10.67	13.33	10.00	10.00	11.22	7.00	7.00	7.00	6.33	7.00	6.00	6.68
Salary for Guard	Month	-	-	83.33	80.00	53.33	-	72.22	30.00	20.00	70.00	-	-	-	38.33
MEDICAL CARE															
Ampicillin(250 mg) Local.....	56 Caps	-	14.00	29.87	-	-	19.60	21.35	18.67	17.27	16.49	-	10.00	-	16.51
Dichlorophine(500 mg) Local.....	6 Pills	-	-	-	-	-	-	-	-	-	-	2.00	1.50	-	1.75
Tetracycline(250mg) Local.....	56 Caps	-	8.00	10.58	-	-	8.40	9.07	14.00	10.73	9.33	9.33	6.91	-	9.85
Penicillin injection(4 Mu. Local). Bottle		-	4.33	5.00	-	-	-	4.67	4.00	4.00	5.00	4.50	4.63	-	4.45
Chloramphenicol(250mg) Local.....	56 Caps	-	18.67	29.87	-	-	22.00	23.70	18.67	14.93	16.80	18.67	11.20	-	15.73
Dipron(500mg) Local.....	20 Pills	-	-	-	-	-	-	-	4.00	-	-	-	-	-	4.00
Cough Syrup (Berantine) Local.....	125cc	-	-	-	-	-	-	-	10.00	9.50	-	-	9.00	-	9.40
Bactrim(480mg) Local.....	30 Pills	-	9.00	-	-	-	9.00	9.00	15.00	8.57	-	-	6.14	-	8.40
Vermox(100mg) Local.....	12 Pills	-	-	-	-	-	-	-	8.00	4.00	-	-	-	-	5.60
Mezel(250mg) Local.....	30 Caps	-	3.75	6.00	-	-	7.50	5.53	8.75	6.00	5.00	5.50	2.43	-	5.49
Asprin (300 mg) Local.....	20 Pills	-	1.89	2.33	-	-	4.00	2.58	4.00	2.00	2.17	2.00	1.67	-	2.27
OTHER MEDICAL EXPENSES															
Doctor's Fee (Government).....	per visit	.50	1.50	1.00	.50	2.00	1.00	1.00	.50	1.00	2.00	-	.50	-	1.00
Doctor's Fee (Private).....	per visit	-	-	13.33	5.00	-	5.00	8.57	-	10.00	-	-	-	-	10.00
Injection (Service Charge).....	Once	-	-	1.00	1.00	1.00	1.00	1.00	-	1.00	.50	-	-	-	.67
Laboratory Test Fee (Private).....	Once	-	-	5.00	5.00	3.00	5.00	4.40	-	5.00	3.00	-	-	-	4.00
Bed Charge (gov.).....	per day	-	-	4.00	-	-	-	4.00	-	3.00	2.20	-	-	-	2.60

Table 2 Group 6 :- (Cont'd) Average Retail Price of Goods and Services by Region and Selected Market Places

June
Sene 2002
1994

ITEM	UNIT	R E G I O N A N D M A R K E T P L A C E S											
		S O M A L I E					SOMALI AVERAGE	B E N I S H A N G U L - G U M U Z					BENI- GUMUZ AVERAGE
		Shinile Arere	Jigjiga	Hartshek Dolo	Moyale			Mambok	Mender- Sebat	Asossa	Bambasi	Kemashi	

P R I C E I N B I R R

TRANSPORT AND COMMUNICATION

TRANSPORT

Benzene..... Lt	-	-	4.14	4.67	5.00	4.54	4.60	-	-	5.30	-	-	-	5.30
Motor Oil (Mobil)..... Lt	-	-	19.80	-	-	23.50	21.03	-	-	20.00	-	-	-	20.00
Car Washing and Greasing..... No	-	-	-	-	-	60.00	60.00	-	-	-	-	-	-	-
Bus Fare (per km)..... Tarif	-	-	.10	.16	-	.08	.13	.12	.12	.11	-	-	-	.12
Bus Fare (within Town) Trip	-	-	-	-	-	-	-	-	-	-	-	-	-	-
Taxi Fare Trip	-	-	1.00	-	-	1.00	1.00	-	-	-	-	-	-	-
Air Plane (To Addis Ababa) Trip	-	-	520.00	-	-	-	520.00	-	-	495.00	-	-	-	495.00
Animal Transport fare..... Trip	-	-	-	-	-	-	-	-	-	-	-	17.50	-	17.50
Cart Fare..... Trip	-	-	1.00	-	-	-	1.00	-	-	-	-	-	-	-
Train Fare Trip	-	-	-	-	-	-	-	-	-	-	-	-	-	-
Service Charge (Motor oil change)... Once	-	-	-	-	-	-	-	-	-	-	-	-	-	-

COMMUNICATION

Telephone Charge (with town).....Period	-	-	-	-	-	.60	.60	-	-	.20	-	-	-	.20
Telephone Charge to Addis Ababa....Period	2.70	2.70	-	3.20	3.50	2.00	2.82	2.75	-	3.25	3.30	-	-	3.10
Telephone Line Installation Charge.. Once	-	-	355.75	-	-	355.75	355.75	-	-	355.75	-	-	-	355.75

ENTERTAINMENT AND EDUCATION

EQUIPMENT AND ACCESSORIES

T.V. Set Philips 21 inch(Colored)..... No	-	-	2273.33	2110.00	-	-	2191.67	-	-	-	-	-	-	-
Cassette Recorded Original(Local Music)No	-	-	13.00	-	-	13.00	13.00	-	12.67	12.67	12.00	13.00	-	12.55
Radio Set Philips 3 Band..... No	-	-	-	-	100.00	-	100.00	-	140.00	155.00	167.50	-	-	157.00
Tape Recorder National (2 Speaker).... No	-	-	-	-	358.33	-	358.33	-	-	-	200.00	-	-	200.00
Expense for Photograph(Passport size)4Pho	-	-	-	15.00	-	5.00	10.00	-	4.00	-	4.00	5.00	-	4.25

Table 2 Group 6 :- (Cont'd) Average Retail Price of Goods and Services by Region and Selected Market Places

June
Sene 2002
1994

ITEM	UNIT	R E G I O N A N D M A R K E T P L A C E S												BENI- GUMUZ AVERAGE	
		S O M A L I E						SOMALI AVERAGE	B E N I S H A N G U L - G U M U Z						
		Shinile	Arere	Jigjiga	Hartshek	Dolo	Moyale		Mambook	Mender- Sebat	Asossa	Bambasi	Kemashi		Agelo- meti
P R I C E I N B I R R															
Newspaper (Addis Zemen)..... No	-	-	.60	-	-	-	.60	-	-	.50	-	-	-	.50	
Theater Entrance Fee Once	-	-	-	-	-	-	-	-	-	-	-	-	-	-	
EDUCATION															
Exercise Book (50 Leaves) Local..... No	2.25	2.00	2.00	-	3.00	2.00	2.25	2.00	1.77	2.00	2.00	2.50	-	2.05	
Pencil (China)..... No	.25	.25	.25	.25	.25	.38	.27	.30	.25	.25	.28	.43	.25	.30	
Ball Point-Bic England..... No	1.00	1.00	1.00	1.00	1.00	1.00	1.00	1.00	1.03	1.25	.88	1.13	1.00	1.05	
Day School Fee-Public(Grade 7 & 8)..Month	-	-	-	-	-	-	-	-	-	-	-	-	-	-	
Day School Fee-Private(Grade 9-12)..Month	-	-	-	-	-	-	-	-	-	-	-	-	-	-	
Night School Fee-Government(Gr.9-12)Month	-	-	37.05	-	-	-	37.05	-	-	23.00	-	-	-	23.00	
School Uniform Fee No	-	-	-	91.67	-	-	91.67	-	-	-	-	-	-	-	
Night School Fee-Private(Grade9-12)..Month	-	-	-	-	-	-	-	-	-	-	-	-	-	-	
PERSONAL CARE AND EFFECTS															
PERSONAL CARE															
Lux Toilet Soap..... 90gm	2.25	2.06	2.00	1.50	1.69	2.25	1.96	2.25	3.00	2.25	2.25	2.44	2.25	2.41	
Blade-TOPAZ..... No	.40	.30	.25	.25	.25	.25	.28	.30	.28	.25	.30	.33	.25	.29	
Hair Dressing (Traditional)..... No	-	-	6.00	-	-	5.00	5.50	-	1.50	2.00	2.00	1.00	-	1.63	
Hair Dressing (Modern)..... No	-	-	10.00	-	-	10.00	10.00	-	7.00	7.00	-	-	-	7.00	
Barbery (Mens Hair Cut)..... No	3.00	-	3.67	5.00	3.00	4.00	3.79	3.00	2.67	2.67	2.00	3.00	-	2.64	
Paraffin Hair Oil..... 330cc	8.50	7.17	9.67	9.00	9.00	8.00	8.56	8.50	8.98	9.90	9.90	10.63	10.45	9.69	
Zenith Hair Oil..... 330cc	13.20	11.00	7.73	10.00	9.00	8.00	9.82	8.83	8.98	8.03	8.03	9.90	7.98	8.63	
Shaving Machine (medium) No	-	-	26.67	28.33	-	-	27.50	-	-	-	-	-	-	-	
Perfume CC	19.33	17.00	29.33	21.00	20.00	19.00	21.31	25.00	26.00	26.67	10.67	29.33	-	23.43	
PERSONAL EFFECTS															
Umbrella-Men Medium (Local)..... No	-	-	-	-	-	-	-	18.67	18.33	21.33	20.00	26.67	21.00	21.00	

Table 2 Group 6 :-(Cont'd) Average Retail Price of Goods and Services by Region and Selected Market Places

June
Sene 2002
1994

ITEM	UNIT	R E G I O N A N D M A R K E T P L A C E S												BENI-GUMUZ AVERAGE	
		S O M A L I E						B E N I S H A N G U L - G U M U Z							
		Shinile	Arere	Jigjiga	Hartshek	Dolo	Moyale	Mambook	Mender- Sebat	Asossa	Bambasi	Kemashi	Agelo- meti		
P R I C E I N B I R R															
Umbrella-Women Medium (Imported).....	No	20.50	14.67	12.33	15.00	25.00	15.00	16.88	19.00	18.33	20.67	20.00	24.67	21.00	20.59
Hand Bag (Imported Synthetic).....	No	-	-	63.33	-	-	115.00	84.00	-	-	-	42.50	-	-	42.50
Belt (Local) Machine Made.....	No	-	-	16.33	-	24.00	-	20.17	-	7.00	6.67	-	6.33	3.00	6.30
Belt (Local) Hand Made.....	No	-	-	-	-	-	-	-	-	3.83	-	-	-	-	3.83
JEWELLERY															
Seiko-21 Jewels Automatic (Men).....	No	-	-	-	-	-	-	-	-	-	-	-	-	-	-
Seiko-21 Jewels Automatic (Women).....	No	-	-	-	-	-	-	-	-	-	-	-	-	-	-
Earrings (4gm 18 carat Local).....	Pair	-	-	240.00	-	-	-	240.00	-	-	333.33	-	-	-	333.33
Neck Laces (6gm 21 carat Imported).....	No	-	-	600.00	550.00	-	600.00	575.00	-	-	-	-	-	-	575.00
Rings (4gm 18 carat Local).....	No	-	-	240.00	-	-	-	240.00	-	-	333.33	-	-	-	333.33
Bracelet 20gm (18 carat Local).....	No	-	-	-	-	-	-	-	-	-	1666.67	-	-	-	1666.67
LIVESTOCK AND DRAUGHT ANIMALS															
LIVESTOCK															
Sheep (10-15Kg).....	No	46.00	59.00	126.67	47.67	51.67	130.00	76.83	105.00	133.33	58.33	48.33	55.00	-	80.00
Goat (10-15Kg).....	No	54.33	52.67	51.67	55.00	50.00	111.67	62.56	90.00	116.67	54.33	45.00	45.67	42.50	67.06
Heifer (2-4 Years).....	No	-	-	466.67	366.67	326.67	466.67	406.67	450.00	490.00	360.00	218.00	310.00	-	350.63
Cow (4 Years and Above).....	No	-	-	543.33	490.00	550.00	633.33	554.17	773.33	600.00	480.00	543.33	463.33	-	572.00
Bull (2-4 Years).....	No	-	-	513.33	330.00	276.67	533.33	413.33	486.67	433.33	283.33	400.00	300.00	-	392.50
Ox (4 Years and Above).....	No	-	-	1433.33	616.67	783.33	733.33	891.67	716.67	703.33	646.67	773.33	576.67	-	683.33
Hen (Indigenous).....	No	-	-	5.00	6.00	6.50	6.00	5.88	7.67	8.00	9.67	7.67	7.83	5.50	7.85
Cock (Indigenous).....	No	-	-	9.00	10.00	9.67	9.33	9.50	10.33	10.00	14.33	11.33	12.00	8.67	11.11
DRAUGHT ANIMALS															
Donkey.....	No	-	-	-	446.67	-	406.67	426.67	276.67	180.00	-	316.67	290.00	-	263.64
Horse.....	No	-	-	-	-	-	-	-	-	-	-	-	-	-	-

Table 2 Group 6 :- (Cont'd) Average Retail Price of Goods and Services by Region and Selected Market Places

June 2002
Sene 1994

ITEM	UNIT	R E G I O N A N D M A R K E T P L A C E S												
		S O M A L I E					SOMALI AVERAGE	B E N I S H A N G U L - G U M U Z					BENI- GUMUZ AVERAGE	
		Shinile	Arere	Jigjiga	Hartshek	Dolo		Moyale	Mambook	Mender- Sebat	Asossa	Bambasi		Kemashi
P R I C E I N B I R R														
Mule.....	No	-	-	-	-	-	-	-	-	-	-	-	-	-
FARM EQUIPMENT (INDUSTRIAL PRODUCT)														
Sickel.....	No	-	7.00	20.67	-	-	13.83	17.33	16.83	5.00	7.00	-	-	11.54
Pick Axe ('Doma').....	No	-	-	22.33	-	-	22.33	-	-	21.33	-	-	-	21.33
'Gejera'.....	No	-	17.67	18.33	-	-	18.00	-	-	16.67	-	-	-	16.67
FARM EQUIPMENT (HAND MADE)														
'Mofer'.....	No	-	-	-	-	-	-	-	-	-	-	-	-	-
'Kember'.....	No	-	-	-	-	-	-	-	-	-	-	-	-	-
'Digr'.....	No	-	-	-	-	-	-	-	2.33	-	2.00	-	-	2.17
Plough.....	No	-	-	-	-	-	-	20.67	14.67	19.00	19.00	10.00	-	17.00
Sickel.....	No	-	-	-	-	-	-	2.17	2.00	-	-	-	-	2.08
'Wegel'.....	No	-	-	-	-	-	-	3.00	2.67	9.33	7.33	4.67	-	5.40
'Erfe'.....	No	-	-	-	-	-	-	-	-	-	-	-	-	-
MISCELLANEOUS GOODS AND SERVICES														
Coffin (Medium Quality).....	No	-	-	300.00	-	-	300.00	-	-	250.00	-	-	-	250.00
Charge for Money order	Once	-	-	1.60	-	-	11.03	6.32	-	11.03	-	-	-	11.03
Charge for Visa (for person).....	No	-	-	-	-	-	-	-	-	-	-	-	-	-

Group 7

Market Places

(Welkite, Butajira, Hosahna, Shone, Doyugena, Alaba, Awasa,
Hagere Selam, Dilla, and Yirgacheffe.)

Market Place Group 7

Investigate the market for the product
Market Place - Data analysis



Table 1 Group 7 :- Average Retail Price of Goods and Services by Region and Selected Market Places

May
Ginbot 2002
1994

ITEM	UNIT	R E G I O N A N D M A R K E T P L A C E S									
		S N N P									
		Welkite	Butajira	Hosahna	Shone	Doyugena	Alaba	Awasa	Hagere-Selam	Dilla	Yirega-chefie

P R I C E I N B I R R

CEREALS UNMILLED

'Teff' White	Kg	1.81	1.57	1.50	1.84	1.14	1.54	2.57	1.30	2.40	2.27
'Teff' Mixed.....	Kg	1.53	1.38	1.36	1.59	1.59	1.49	1.90	1.19	1.70	1.80
'Teff' Black (Red).....	Kg	1.39	1.27	1.30	1.02	1.33	-	1.23	1.18	1.40	1.50
Wheat White.....	Kg	1.32	.92	.99	1.14	1.10	.93	1.23	-	1.33	1.20
Wheat Mixed.....	Kg	-	.97	-	-	-	.90	-	-	-	-
Wheat Black.....	Kg	-	1.17	-	-	-	-	1.13	.83	-	-
Barley White.....	Kg	1.30	1.06	1.21	1.16	1.15	1.22	1.43	.71	1.10	1.47
Barley Mixed.....	Kg	1.25	.87	1.52	1.16	1.24	1.05	1.07	-	-	-
Barley Black.....	Kg	1.29	1.00	1.21	1.15	1.35	1.28	1.13	.66	.93	1.10
Barley for Beer.....	Kg	-	-	-	-	1.23	1.14	1.35	-	1.13	1.43
Maize.....	Kg	.66	.55	.68	.76	.76	.60	.60	.59	.87	.72
Durrah.....	Kg	-	.67	-	-	-	-	.80	-	-	-
Sorghum Yellow.....	Kg	-	-	-	-	.84	-	-	-	-	-
Sorghum White.....	Kg	-	-	.95	-	.89	.64	-	-	-	-
Sorghum Red.....	Kg	.56	.58	.89	1.16	.92	.85	-	.78	.70	-
African Millet.....	Kg	-	-	-	1.17	-	-	1.43	-	-	1.18
Rice.....	Kg	5.00	4.00	4.50	-	4.58	4.58	4.42	5.00	4.00	4.83
Oats.....	Kg	-	2.25	-	1.75	.97	1.58	-	-	2.00	2.08
Hulled Barley.....	Kg	-	-	-	-	-	-	-	-	-	-

CEREALS MILLED

'Teff' White.....	Kg	-	-	-	-	-	-	-	2.50	2.50	-
'Teff' Mixed.....	Kg	-	-	-	-	-	-	-	1.92	1.82	1.63
'Teff' Black (Red).....	Kg	-	-	-	-	-	-	-	1.92	1.50	-
Wheat White.....	Kg	-	-	-	-	-	-	-	-	1.50	-
Wheat Mixed.....	Kg	-	-	-	-	-	-	-	-	-	-
Barley White.....	Kg	-	-	-	-	-	-	-	-	-	1.85

Table 1 Group 7 :-(Cont'd) Average Retail Price of Goods and Services by Region and Selected Market Places

May 2002
Ginbot 1994

ITEM	UNIT	R E G I O N A N D M A R K E T P L A C E S									
		S N N P									
		Welkite	Butajira	Hosahna	Shone	Doyugena	Alaba	Awasa	Hagere-Selam	Dilla	Yiregar-chefie
P R I C E I N B I R R											
Barley Mixed.....	Kg	-	-	-	-	-	-	-	-	-	-
Maize.....	Kg	.83	-	.83	.83	-	-	.85	1.00	1.00	1.08
Oats.....	Kg	4.00	4.00	5.00	4.00	4.25	5.08	-	-	-	-
Sorghum.....	Kg	-	-	-	-	-	-	-	-	-	-
Durrah.....	Kg	-	-	-	-	-	-	-	-	-	-
'Furno Duket' Locally Processed..	Kg	2.75	2.12	2.00	3.17	2.50	2.47	2.50	3.00	2.50	2.00
PULSES UNMILLED											
Horse Beans.....	Kg	1.32	1.23	1.12	1.46	1.27	1.25	1.23	1.08	1.32	1.28
Peas White.....	Kg	-	1.79	-	1.28	-	-	-	-	-	-
Peas Black.....	Kg	-	1.32	-	-	-	-	-	1.05	1.43	-
Peas Mixed.....	Kg	1.67	1.40	1.75	2.35	1.83	1.52	1.40	-	-	1.28
Soya Beans.....	Kg	-	-	-	-	-	-	-	-	-	-
Chick Peas.....	Kg	1.64	2.02	2.00	-	-	1.85	2.00	1.92	2.00	1.83
Lentils.....	Kg	2.50	2.41	2.50	2.29	2.00	3.13	2.33	2.33	2.25	2.25
Haricot Beans.....	Kg	1.08	.75	-	1.71	-	1.49	1.80	-	-	1.00
Lima Beans.....	Kg	-	.71	-	-	-	1.92	1.81	-	1.53	-
Vetch.....	Kg	.99	.84	-	1.00	-	-	1.00	-	1.00	1.00
Fenugreek.....	Kg	5.00	3.87	6.83	4.50	6.53	4.08	3.58	4.33	4.00	4.00
PULSES MILLED OR SPLIT											
Horse Beans Milled.....	Kg	-	3.92	3.00	4.00	3.75	-	-	2.75	2.50	3.00
Peas Milled.....	Kg	4.00	3.92	4.00	-	-	3.75	-	2.67	2.50	3.33
Chick Peas Milled.....	Kg	-	-	-	-	-	-	-	-	-	-
Mixed Pulses Milled.....	Kg	3.50	1.88	-	4.33	-	2.78	-	3.00	-	2.83
Vetch Milled.....	Kg	3.24	2.01	-	2.00	-	-	2.00	-	-	2.67
Peas Split.....	Kg	3.50	3.17	3.08	3.42	-	3.25	3.00	3.00	2.50	2.83
Peas Split(Roasted).....	Kg	3.00	-	3.50	-	-	2.75	2.53	-	-	-

Table 1 Group 7 :- (Cont'd) Average Retail Price of Goods and Services by Region and Selected Market Places

May
Ginbot 2002
1994

		R E G I O N A N D M A R K E T P L A C E S									
ITEM	UNIT	S N N P									
		Welkite	Butajira	Hosahna	Shone	Doyugena	Alaba	Awasa	Hagere-Selam	Dilla	Yirega-chefie
		P R I C E I N B I R R									
Horse Beans Split(Roasted).....	Kg	-	3.00	2.75	-	-	2.27	-	-	-	2.25
Lentils Split.....	Kg	4.00	3.25	3.50	3.00	3.00	3.71	3.42	3.25	3.00	3.00
Vetch Split(Roasted).....	Kg	-	-	-	-	-	1.59	-	-	-	-
Chick Peas Split(Roasted).....	Kg	-	-	-	-	-	-	-	-	-	-
Fenugreek Milled.....	Kg	9.00	8.33	10.00	8.00	8.50	7.50	7.67	8.67	8.67	10.00
OIL SEEDS											
Niger Seed.....	Kg	3.00	4.22	-	3.50	-	5.08	2.50	5.00	3.42	3.75
Linseed White.....	Kg	-	-	-	-	-	-	-	-	-	-
Linseed Black.....	Kg	3.00	2.23	2.73	2.22	3.90	4.17	2.50	3.00	2.50	2.83
Sesame Seed.....	Kg	3.00	-	-	3.00	-	5.67	-	-	-	-
Sunflower.....	Kg	2.75	3.58	3.00	4.00	-	2.75	2.00	3.75	2.50	2.42
Castor Beans.....	Kg	-	1.12	1.42	1.95	1.61	2.06	4.23	-	-	-
Rape Seed.....	Kg	2.78	2.08	1.98	1.63	2.00	2.78	1.75	1.83	2.17	2.25
Ground Nut Shelled.....	Kg	5.00	4.58	3.50	5.00	-	4.50	3.92	-	4.67	4.33
PREPARED CEREAL PRODUCTS											
Spaghetti (Local) Without Egg....	Kg	6.00	7.00	6.00	4.67	5.00	5.08	6.33	-	7.00	7.00
Pastini.....	Kg	8.00	7.00	8.00	8.00	-	8.17	7.67	7.15	8.00	-
Macaroni (Local) Without Egg....	Kg	5.00	5.25	5.00	5.50	5.00	5.17	5.50	5.17	5.00	4.92
'Fafa' Flour.....	kg	5.00	4.00	8.00	-	-	8.33	8.00	-	8.00	8.00
'Dube' Flour.....	kg	4.00	-	5.50	-	-	3.50	4.67	5.75	5.25	5.25
BREAD AND OTHER PREPARED FOODS											
'Enjera' ('Teff' Mixed).....	325gm	.51	.41	.35	.39	.33	.54	.67	.75	.63	.44
'Dabo' (Traditional Ambasha)..	350gm	.39	.33	.24	.30	-	.43	.66	.35	.66	-
'Dabo' (Traditional Sheleto)..	350gm	.45	.52	.34	.27	-	-	-	.35	-	-

Table 1 Group 7 :- (Cont'd) Average Retail Price of Goods and Services by Region and Selected Market Places

May
Ginbot 2002
1994

ITEM	UNIT	R E G I O N A N D M A R K E T P L A C E S									
		S N N P									
		Welkite	Butajira	Hosahna	Shone	Doyugena	Alaba	Awasa	Hagere-Selam	Dilla	Yirega-cheffie
P R I C E I N B I R R											
Bread Wheat (Bakery).....	350gm	1.22	.96	1.06	.56	-	1.07	1.10	.53	1.22	.79
Biscuits	150gm	1.80	2.73	2.00	2.64	-	2.73	1.80	1.50	2.25	1.50
MEAT											
Beef	Kg	13.00	15.67	15.33	16.00	14.67	15.00	14.00	12.00	16.00	10.53
Camel Meat	Kg	-	-	-	-	-	-	-	-	-	-
FISH AND FISH PRODUCTS											
Fish Fresh.....	Kg	-	-	-	-	-	-	-	-	10.00	-
Sardines (Imported).....	125gm	-	8.65	-	-	-	7.00	5.50	-	7.00	-
DIARY PRODUCTS AND EGG											
Cow Milk (Unpasteurized).....	Lt	2.00	2.72	2.00	3.03	-	3.03	3.03	-	4.55	3.00
Cow Milk (pasteurized).....	Lt	-	4.00	-	-	-	-	-	-	-	-
Camel Milk.....	Lt	-	-	-	-	-	-	-	-	-	-
Goat Milk.....	Lt	-	-	-	-	-	-	-	-	-	-
Powdered Milk (Edget).....	450gm	18.67	20.25	25.00	-	-	-	-	-	14.50	-
Yoghurt (Traditional).....	Lt	4.00	3.21	4.26	4.46	-	4.69	3.28	-	4.55	5.11
Cheese Cottage.....	Kg	8.33	2.79	3.42	2.26	1.73	3.36	-	-	6.85	-
Egg (Traditional).....	Dozen	4.00	3.00	3.14	3.14	2.40	3.00	4.00	3.00	4.00	4.53
OILS AND FATS											
Butter Unrefined.....	Kg	22.45	19.67	22.00	17.67	15.67	18.43	22.67	17.83	17.67	21.33
Cooking Oil (Imported).....	Lt	10.67	10.83	9.67	10.00	10.83	11.00	8.67	9.83	8.89	10.78
Cooking Oil (Local).....	Lt	8.50	7.83	8.00	8.50	10.71	8.17	7.00	7.67	7.00	7.00

Table 1 Group 7 :-(Cont'd) Average Retail Price of Goods and Services by Region and Selected Market Places

		R E G I O N A N D M A R K E T P L A C E S									
ITEM	UNIT	S N N P									
		Welkite	Butajira	Hosahna	Shone	Doyugena	Alaba	Awasa	Hagere-Selam	Dilla	Yirega-chefie
P R I C E I N B I R R											
VEGETABLES AND FRUITS											
VEGETABLES (FRESH)											
Ethiopian Kale.....	Kg	1.14	.42	.88	.23	.18	.38	.67	.25	.71	.50
Cabbage.....	Kg	1.27	.34	.58	1.23	.85	.94	.76	-	1.33	1.25
Lettuce.....	Kg	-	.80	-	-	-	-	1.74	-	-	-
Spinach.....	Kg	1.28	1.08	-	-	-	-	.66	-	-	-
Carrot.....	Kg	1.35	1.94	1.13	2.81	1.54	1.50	1.68	-	1.70	2.37
Tomatoes.....	Kg	1.59	.83	1.22	-	.87	1.99	2.33	-	-	-
Onions.....	Kg	2.66	2.48	2.81	3.45	4.14	3.11	2.50	-	2.50	3.25
Garlics.....	Kg	3.34	10.90	8.89	12.01	13.11	11.80	10.00	6.89	10.67	8.67
Leaks.....	Kg	2.50	1.64	-	-	1.37	-	2.00	-	-	.98
Pepper Green.....	Kg	5.74	2.61	-	1.21	2.38	-	3.00	1.60	-	-
Pumpkin	Kg	.32	.14	.80	-	.18	.14	-	-	-	-
Green Peas.....	Kg	-	-	-	-	-	-	-	-	-	-
Beet Root.....	Kg	1.09	1.48	.57	.51	.83	.61	1.71	-	1.26	1.16
Cauliflower.....	Kg	-	-	-	-	-	-	-	-	-	-
FRUITS FRESH											
Banana.....	Kg	2.50	2.00	1.15	.79	-	-	2.00	.44	.88	.71
Orange.....	Kg	3.00	2.50	3.50	.98	1.17	-	-	.97	-	.93
Lemon.....	Kg	.49	3.91	1.25	1.87	1.81	-	2.01	4.17	2.70	1.82
Tangerine.....	Kg	-	-	-	-	-	-	-	-	-	-
Papaya.....	Kg	.86	1.88	1.38	.60	-	-	1.06	-	-	-
Grapes.....	Kg	-	-	-	-	-	-	-	-	-	-
Avocado.....	Kg	1.20	2.00	2.00	1.14	1.37	-	1.72	1.12	2.95	1.44
Mango.....	Kg	1.07	2.00	2.51	-	-	-	3.00	-	3.10	1.58
Cactus.....	Kg	-	-	-	-	-	-	-	-	-	-

Table 1 Group 7 :- (Cont'd) Average Retail Price of Goods and Services by Region and Selected Market Places

May
Ginbot 2002
1994

ITEM	UNIT	R E G I O N A N D M A R K E T P L A C E S									
		S N N P									
		Welkite	Butajira	Hosahna	Shone	Doyugena	Alaba	Awasa	Hagere-Selam	Dilla	Yirega-chefie
P R I C E I N B I R R											
SPICES											
Pepper Whole.....	Kg	4.17	4.25	4.80	3.50	5.01	3.00	3.83	6.25	4.00	4.83
Black Pepper(Local).....	Kg	7.00	-	-	-	8.17	-	-	-	8.00	10.00
Long Pepper(Local).....	Kg	11.00	13.33	-	18.00	13.00	13.50	15.00	18.34	11.00	8.73
White Cumin(Bishop's Weed)Local..	Kg	6.00	4.67	7.32	4.00	-	4.83	4.00	8.89	3.50	4.67
Black Cumin(Local).....	Kg	7.00	6.67	7.86	4.00	7.97	5.17	4.00	7.78	3.50	4.83
Ginger Dry(Local).....	Kg	1.96	4.00	-	-	-	2.75	3.67	-	-	-
Ginger Wet(Local).....	Kg	1.19	1.67	1.01	.95	.94	.90	1.50	1.58	.97	1.00
Cloves(Imported).....	Kg	-	138.89	96.00	120.00	95.00	119.50	120.00	-	100.00	-
Cinnamon(Imported).....	Kg	37.00	26.67	23.00	40.00	-	26.17	24.67	-	21.00	26.67
Cardamon(Local).....	Kg	40.00	30.00	34.33	40.00	-	35.50	35.67	-	45.00	47.50
Tumeric Flour(Local).....	Kg	2.58	4.00	4.00	3.50	2.00	4.17	3.67	3.50	2.50	2.83
Chillies Whole.....	Kg	6.00	5.27	4.19	3.00	5.81	3.00	6.00	6.17	4.50	4.83
Basil Dry.....	Kg	10.83	7.82	6.00	8.17	8.00	7.17	7.67	-	7.33	4.75
POTATOES, OTHER TUBERS AND STEMS											
Potato.....	Kg	.93	.93	.36	.53	.36	.66	.89	.36	1.02	1.14
Sweet Potato.....	Kg	-	.60	.44	.17	.29	.20	.62	-	-	-
'Kocho' (Unprocessed).....	Kg	.48	.68	.73	.68	.40	1.30	.77	.47	1.06	.55
'Bula'.....	Kg	1.37	2.45	1.23	2.37	.84	2.15	1.99	.97	2.75	2.73
COFFEE, TEA, CHAT AND BUCK-THORN LEAVES											
Tea Leaves(Local).....	100gm	2.00	-	2.00	-	2.00	2.00	2.00	2.00	2.00	2.00
Coffee Whole.....	Kg	3.20	3.24	-	-	-	-	-	4.72	1.70	1.80
Coffee Beans.....	Kg	5.00	4.53	5.70	4.50	5.00	5.17	4.67	12.22	4.00	4.33
Coffee Leaves.....	Kg	-	-	-	-	.54	-	-	-	-	-
Buck Thorn Leaves.....	Kg	6.55	3.28	2.74	4.77	2.93	2.17	1.10	-	-	1.30

Table 1 Group 7 :-(Cont'd) Average Retail Price of Goods and Services by Region and Selected Market Places

May
Ginbot 2002
1994

ITEM	UNIT	R E G I O N A N D M A R K E T P L A C E S									
		S N N P									
		Welkite	Butajira	Hosahna	Shone	Doyugena	Alaba	Awasa	Hagere-Selam	Dilla	Yirega- cheffie
P R I C E I N B I R R											
'Chat'.....	Kg	4.83	10.05	4.26	7.79	6.07	5.70	2.10	1.88	13.18	1.93
Malt-Barley.....	Kg	3.49	1.50	2.27	2.92	2.01	1.52	3.90	1.50	1.50	1.14
Malt-Wheat.....	Kg	3.30	1.83	1.81	1.96	1.76	1.47	3.71	2.95	1.50	2.00
OTHER FOOD ITEMS											
Salt.....	Kg	5.00	1.25	1.11	1.45	1.25	1.33	1.92	1.83	1.50	1.92
Sugar.....	Kg	-	4.48	5.33	4.58	4.75	4.83	4.50	4.70	4.60	4.50
Honey.....	Kg	-	7.96	7.68	11.67	7.93	6.33	17.00	14.33	16.33	14.00
Canned Tomato (Local).....	410gm	6.00	7.32	8.79	6.76	-	-	6.50	-	-	6.67
FOOD TAKEN AWAY FROM HOME											
Cup of Tea.....	No	.40	.50	.43	.40	.40	.40	.43	.30	.40	.37
Cup of Coffee.....	No	.75	.93	.77	.67	.80	.80	.87	.70	.63	.60
Cup of Milk.....	No	1.00	1.00	.77	1.00	2.47	1.00	.87	.80	1.00	.80
'Key Wot Yebere'.....	One Meal	5.00	5.00	3.83	5.00	-	5.00	5.00	5.00	5.00	5.00
'Key Wot Yebeg/Yefyel'.....	One Meal	6.00	5.00	5.00	5.00	-	5.00	5.67	5.00	5.00	5.00
COST OF MILLING											
Cereals.....	100Kg	15.00	15.00	15.00	13.33	10.00	15.00	16.67	15.00	15.00	10.00
Pulses.....	100Kg	15.00	15.00	15.00	12.50	10.00	10.00	15.00	15.00	16.67	10.00
Pepper Whole.....	100Kg	60.00	100.00	75.00	-	-	-	50.00	-	70.00	50.00
BEVERAGES - NON ALCOHOLIC											
Ambo Mineral Water.....	500cc	1.75	2.00	2.00	2.04	2.00	2.00	2.00	2.00	2.00	2.00
Bure Mineral Water.....	500cc	-	-	-	-	-	-	-	-	-	-
Coca Cola/Fanta.....	300cc	2.00	2.08	2.00	-	2.00	2.00	2.00	-	2.00	2.00

Table 1 Group 7 :- (Cont'd) Average Retail Price of Goods and Services by Region and Selected Market Places

May
Ginbot 2002
1994

ITEM	UNIT	R E G I O N A N D M A R K E T P L A C E S									
		S N N P									
		Welkite	Butajira	Hosahna	Shone	Doyugena	Alaba	Awasa	Hagere-Selam	Dilla	Yirega-chefie
P R I C E I N B I R R											
Pepsi Cola/Mirinda.....	300cc	1.75	2.00	2.00	2.07	2.00	-	2.00	2.00	2.00	2.00
BEVERAGES - ALCOHOLIC											
Araki (Local).....	900cc	22.25	27.64	20.22	28.31	28.31	27.30	17.33	22.50	25.00	27.33
Cognac (Local).....	900cc	22.25	27.64	21.24	-	-	-	17.33	22.50	25.00	28.00
Brandy (Local).....	900cc	22.25	28.31	20.22	-	-	27.30	17.33	-	25.00	28.00
Gin (Local).....	900cc	22.25	27.64	20.22	28.31	29.33	27.30	17.33	-	25.00	27.33
Saris Wine (Normal).....	750cc	6.50	5.00	5.00	7.09	-	-	4.38	4.17	5.42	7.50
'Katikalla'.....	Lt	10.00	7.17	3.89	5.00	6.22	4.01	4.26	2.89	2.78	2.17
Beer (Bedele).....	330cc	3.00	3.00	3.00	3.00	-	-	3.00	3.00	3.00	3.00
Beer (Harar).....	330cc	3.00	3.00	3.00	3.00	-	3.00	3.00	3.00	3.00	3.00
Beer (Meta Abo).....	330cc	3.50	3.00	3.00	3.00	3.00	3.00	3.00	-	3.00	3.00
'Tella'.....	Lt	.33	.62	.66	.59	.69	.59	.93	.80	.86	.87
'Tej' (Mead).....	Lt	1.92	1.92	1.68	1.50	1.84	-	2.40	1.79	2.00	1.33
CIGARETTES AND TOBACCO											
CIGARETTES											
Nyala.....	Packet	4.00	4.00	4.00	4.00	3.03	4.00	4.00	4.00	4.00	4.53
Gissila.....	Packet	1.00	1.00	-	-	-	-	-	-	1.50	-
Rothmans.....	Packet	8.00	8.00	10.00	8.67	8.00	8.00	9.67	10.00	8.00	7.00
TOBACCO											
'Gaya'.....	Kg	-	-	3.34	5.27	1.75	-	-	-	-	-
CLOTHING AND FOOT WEAR											

Table 1 Group 7 :-(Cont'd) Average Retail Price of Goods and Services by Region and Selected Market Places

May
Ginbot 2002
1994

ITEM	UNIT	R E G I O N A N D M A R K E T P L A C E S									
		S N N P									
		Welkite	Butajira	Hosahna	Shone	Doyugena	Alaba	Awasa	Hagere-Selam	Dilla	Yiregacheffie
P R I C E I N B I R R											
CLOTHING											
Abujedid(Akaki/Bahir Dar)91cm.	Meter	4.00	3.25	4.00	4.00	4.00	3.58	3.50	4.00	-	4.00
Abujedid(Komb./Arba Min.)150cm	Meter	6.00	6.00	5.83	7.00	6.50	5.67	5.50	6.00	-	5.50
Khaki(S-10,000 Twil)110cm.....	Meter	-	6.00	-	-	-	-	-	-	-	6.00
Khaki(Akaki)91cm.....	Meter	-	7.00	-	-	-	-	-	-	-	5.50
Wool-England 100%.....	Meter	-	-	-	-	-	-	-	-	-	-
Tetron(Arba Minch).....	Meter	-	15.50	15.67	-	-	15.33	-	-	18.00	-
Poplin(Dire Dawa)105cm.....	Meter	5.50	6.25	6.00	-	-	6.17	7.00	-	11.00	-
Poplin(Komb./Arba Minch)150cm.	Meter	11.00	10.75	10.67	10.50	-	10.17	10.00	12.00	11.00	11.00
Nylon(Mojo).....	Meter	9.00	8.50	9.00	-	12.67	7.00	10.00	14.50	-	6.17
Polyster(Arba Minch/Awasa)....	Meter	-	14.67	-	-	-	-	20.00	-	-	-
Jersi.....	Meter	-	14.50	-	-	-	-	14.67	-	-	-
Cotton.....	Kg	4.00	5.38	3.50	-	-	-	5.27	-	5.25	2.00
Hisufi	Meter	-	27.67	-	-	23.00	-	20.67	-	-	-
Kefay	Meter	25.67	19.17	17.00	-	25.00	-	23.00	-	16.00	-
COST OF TAILORING											
Woolen Suit (Men).....	No	250.00	-	286.67	-	-	-	273.33	-	293.33	-
Khaki Suit (Men).....	No	40.00	24.00	51.67	-	-	-	50.00	-	76.67	51.67
Khaki Suit (Boys).....	No	30.00	19.50	40.00	-	-	30.00	25.00	-	40.00	36.67
Tateron Suit (Men)	No	40.00	37.50	41.67	50.00	-	50.00	50.00	-	-	51.67
Tateron Suit (Boys)	No	25.00	24.00	36.67	25.00	-	35.00	25.00	-	50.00	36.67
READY-MADE / FOR ADULTS											
'Netela'.....	No	27.33	37.33	-	-	37.50	-	30.67	-	-	-
'Gabi'.....	No	78.33	59.33	-	61.67	105.00	61.67	71.67	-	76.67	63.33

Table 1 Group 7 :-(Cont'd) Average Retail Price of Goods and Services by Region and Selected Market Places

May
Ginbot 2002
1994

ITEM	UNIT	R E G I O N A N D M A R K E T P L A C E S									
		S N N P									
		Welkite	Butajira	Hosahna	Shone	Doyugena	Alaba	Awasa	Hagere-Selam	Dilla	Yirega- chefie
P R I C E I N B I R R											
Shirts Long Sleeved (Local).....	No	24.33	-	-	-	21.67	-	-	-	-	-
Shirts Short Sleeved (Local).....	No	-	-	-	-	16.00	-	-	-	-	-
Shirts Long Sleeved (Imported)...	No	40.00	45.00	40.00	43.33	41.00	40.67	43.33	-	70.00	-
Shirts Short Sleeved (Imported)...	No	45.00	47.33	-	36.67	-	41.67	-	-	58.33	43.33
Socks (Cotton) Imported.....	Pair	6.67	7.75	6.17	5.33	-	6.33	7.67	-	8.00	7.67
Sweater (Local) Men.....	No	-	58.33	-	-	-	-	-	-	-	-
Sweater (Local) Women.....	No	31.33	48.33	-	-	32.33	-	37.67	35.00	-	-
Shash (Imported).....	No	12.67	7.67	13.33	6.00	11.33	7.83	8.33	-	18.00	14.00
Singlets (Local) White.....	No	12.00	12.33	10.00	10.33	16.00	9.33	10.00	-	12.33	9.50
Jeans Trouser.....	No	73.33	63.33	91.67	88.33	51.00	63.33	68.33	76.67	71.67	90.00
Woolen Suit.....	No	-	-	-	-	-	-	-	-	-	-
'Kemisna Netela'.....	No	136.67	105.00	151.67	150.00	145.00	120.00	160.00	120.00	101.67	90.00
Sweater-Men (Imported).....	No	71.67	91.67	108.33	65.00	-	81.67	106.67	-	111.67	-
Sweater-Women (Imported).....	No	76.67	86.67	48.33	51.67	38.00	35.00	83.33	-	73.33	-
Nylon Dress.....	No	-	-	-	61.67	-	-	-	-	-	-
Tetron Trouser.....	No	-	-	-	-	-	-	-	-	-	-
Leather Jacket.....	No	-	-	400.00	-	-	-	-	-	557.00	-
Under Wear China.....	No	14.33	12.33	15.00	14.00	16.00	15.33	14.33	-	16.33	15.00
Deriya	NO	11.22	-	9.33	10.00	28.33	39.44	10.00	-	-	-
Polyester Suit.....	No	-	-	-	-	-	-	-	-	-	-
Khaki Short	No	-	-	-	5.67	8.00	-	-	-	-	12.00
T-Shirts	No	18.67	19.00	28.67	26.67	36.67	26.67	28.67	23.00	28.33	43.33
Jogging Suit(sport tuta)	No	66.33	22.33	133.33	71.67	70.00	81.67	68.33	85.00	110.00	86.67
Khaki Jacket	No	-	-	121.67	90.00	-	-	95.00	-	106.67	100.00
Geldem	No	15.00	-	-	13.33	10.33	15.33	14.00	-	28.67	15.00

Table 1 Group 7 :- (Cont'd) Average Retail Price of Goods and Services by Region and Selected Market Places

May
Ginbot 2002
1994

ITEM	UNIT	R E G I O N A N D M A R K E T P L A C E S								
		S N N P								
		Welkite	Butajira	Hosahna	Shone	Doyugena	Alaba	Awasa	Hagere-Selam	Dilla

P R I C E I N B I R R

READY-MADE / FOR CHILDREN

Sweater (Local) for Boys..... No	-	38.33	19.33	6.67	-	-	21.00	-	-	10.00
Socks (Imported) Cotton..... Pair	5.00	4.67	5.00	3.00	4.67	3.00	4.33	5.33	3.67	3.67
Jeans Trouser..... No	63.67	46.67	68.33	55.00	105.00	44.00	-	81.67	-	-
Shirt Long Sleeved(Imported)Boys. No	30.00	33.33	34.00	-	-	-	25.00	50.00	45.00	25.00
Sweater (England) for Girls..... No	-	41.00	-	-	-	-	-	55.00	-	-
Short for Boys..... No	-	-	-	4.00	5.00	-	-	-	9.00	-
Kemise(for children) No	56.67	32.67	55.00	50.00	28.33	50.00	43.33	-	64.00	41.67

FOOTWEAR (MEN AND WOMEN)

Anbessa Leather Shoes Men(Local)Pair	110.00	105.00	70.00	111.67	61.67	101.67	78.00	81.67	78.33	141.67
Leather Shoes Men (Croft)..... Pair	123.33	162.67	120.00	105.00	-	128.33	130.00	-	103.33	110.00
Walking Shoes(imp.) Non-Leather Pair	83.33	-	-	71.67	-	61.67	-	-	110.00	-
Canvas Shoes (Local) Men..... Pair	-	15.33	20.00	25.00	16.00	23.33	-	20.67	22.00	20.00
Canvas Shoes (China) Men..... Pair	34.33	22.50	22.00	-	19.67	25.17	22.00	-	25.00	-
Plastic Shoes (Local) Women... Pair	10.00	9.17	9.00	10.00	12.00	10.00	9.33	13.00	10.33	8.33
Slippers Sponge Adult (China).. Pair	8.00	7.50	7.17	7.67	9.67	-	6.67	-	5.67	8.50
Boots for Men Plastic (Local).. Pair	42.33	38.33	-	43.33	-	44.50	-	40.00	40.67	45.00
Sendel Plastic Shoes (Imp.).... Pair	-	10.83	11.17	-	-	-	13.67	-	-	-
Cost of Mending Shoes sole(Men).Pair	24.33	17.67	24.00	14.00	-	-	21.67	-	25.33	25.00

Table 1 Group 7 :-(Cont'd) Average Retail Price of Goods and Services by Region and Selected Market Places

May
Ginbot 2002
1994

		R E G I O N A N D M A R K E T P L A C E S									
ITEM	UNIT	S N N P									
		Welikite	Butajira	Hosahna	Shone	Doyugena	Alaba	Awasa	Hagere-Selam	Dilla	Yirega-chefie

P R I C E I N B I R R

CONSTRUCTION MATERIALS, WATER, AND FUEL AND POWER

CONSTRUCTION MATERIALS

Cement/Bag/(Local).....	50Kg	70.00	33.00	36.00	34.83	38.67	33.17	33.67	38.00	35.00	36.00
Lime.....	Kg	1.50	.81	-	1.02	1.00	1.10	1.11	-	1.06	.54
Nail (7cm - 12cm).....	Kg	5.25	7.00	7.00	7.00	6.58	7.17	7.00	7.17	7.67	7.67
Nail With Cape.....	Kg	9.50	9.92	10.00	10.00	10.17	10.17	10.00	10.50	11.33	11.67
Corrugated Iron Sheet (.2mm).....	No	42.00	32.17	24.00	-	-	32.50	-	24.25	41.00	23.00
Wood for House Construction('Atana')..	No	4.00	2.25	2.08	2.00	-	5.50	4.33	-	-	-
Wall Paints-Super (Fluid) Normal.....	4Kg	55.00	58.00	55.00	57.00	-	55.33	56.67	56.50	56.00	58.00
Wall Paints-Super (Fluid) Plastic....	4Kg	85.00	88.00	87.00	-	-	87.33	86.00	-	86.67	88.00
Coarse Aggregate Gravel.....	Meter Cube	-	-	-	-	-	-	91.57	-	48.75	-
Hollow Concrete Block(20x20x40 cm Cube)No		-	2.00	2.50	-	-	2.23	2.00	-	2.45	-
Bricks (25cm x 12cm x 6cm).....	No	-	1.30	-	-	-	1.25	-	-	1.18	-
Floor Board 4m Length.....	No	-	26.67	-	13.33	8.50	15.00	15.00	17.33	25.00	22.67
Iron Pipe 6mt. (1/2 inch Wide) Local..	No	55.00	74.33	38.00	-	-	-	53.00	-	39.50	-
Chipwood (125cm x 250cm x 8mm).....	No	85.00	89.33	-	-	-	-	85.00	-	-	-
Sand.....	Meter Cube	56.25	-	42.22	-	-	12.50	-	-	81.25	-
Gutter N ^o 32.....	Meter	-	-	13.50	-	-	18.33	-	-	-	-
Window Glass (50cm x 50cm x 3mm).....	No	-	-	-	-	-	13.13	25.67	-	12.83	17.00
Water Tanker (1meter cube).....	No	-	-	-	500.00	-	600.00	-	-	-	800.00
Stone for House Construction..	Meter Cube	31.25	-	31.25	-	-	10.00	-	-	20.00	-
Mega Paints.....	4Kg	-	59.33	-	57.00	-	55.33	56.00	-	57.00	58.00
Tseday Paints.....	4Kg	-	-	-	-	-	-	-	-	-	-
"Yewellet Nitaf"(Tile).....	No	-	-	-	-	-	1.05	-	-	-	-

WATER

Water.....	Meter Cube	8.83	7.17	5.67	5.92	-	4.17	5.00	20.00	15.00	8.75
------------	------------	------	------	------	------	---	------	------	-------	-------	------

Table 1 Group 7 :- (Cont'd) Average Retail Price of Goods and Services by Region and Selected Market Places

May
Ginbot 2002
1994

ITEM	UNIT	R E G I O N A N D M A R K E T P L A C E S									
		S N N P									
		Welikite	Butajira	Hosahna	Shone	Doyugena	Alaba	Awasa	Hagere-Selam	Dilla	Yirega-chiefe
P R I C E I N B I R R											
FUEL AND POWER											
Fire Wood.....	Meter Cube	194.12	24.93	50.96	-	15.90	30.80	54.03	64.55	42.74	-
Charcoal.....	Kg	.69	.93	.67	.61	1.00	.77	1.14	.95	.93	1.09
Dung Cake.....	Kg	-	-	-	-	-	-	-	-	-	-
Kerosine.....	Lt	2.06	2.03	2.15	2.10	2.63	2.06	2.05	3.07	1.88	2.20
Diesel.....	Lt	2.68	2.65	2.73	2.70	3.21	2.68	2.67	-	2.70	-
Electric.....	K.Watt	.27	.40	.27	-	-	.41	.38	-	.27	.35
Matches.....	Box	.20	.20	.20	.20	.20	.20	.20	.20	.20	.20
Candles.....	No	1.00	.75	.50	.93	1.00	1.00	1.00	.87	1.00	1.00
Buthane Gas (Shell).....	12.5 Kg	-	-	-	-	-	-	-	-	-	-
Eveready Drycell.....	No	1.75	2.00	1.63	1.50	-	-	1.96	-	1.94	1.54
FURNITURE, FURNISHING, HOUSEHOLD EQUIPMENT AND OPERATION											
CHAIRS, TABLES, ETC.											
Table Wanza (Machine made) Varnished..	No	200.00	126.67	240.00	123.33	-	120.00	203.33	145.00	250.00	256.67
Table Wanza (Hand made) Not Varnished.	No	-	-	180.00	-	70.00	80.00	133.33	125.00	-	-
Chairs Wanza (Machine Made) Varnished.	No	50.00	45.00	40.00	31.67	-	35.00	43.33	31.67	45.00	40.00
Chairs Wanza (Hand Made) Varnished....	No	-	-	37.00	-	21.67	28.00	26.00	-	-	-
Cupboard Wanza (2 doors) Varnished....	No	773.33	1166.67	766.67	650.00	-	1200.00	-	540.00	1880.00	1166.67
Double Bed Wanza (120cm) Varnished....	No	340.00	460.00	366.67	316.67	-	300.00	380.00	326.67	450.00	350.00
Sofas (Complete).....	No	-	2500.00	2733.33	-	-	-	3233.33	-	3000.00	3000.00
Book Shelves Wanza (3 Shelves) no Door	No	186.67	266.67	186.67	116.67	-	350.00	233.33	140.00	253.33	250.00
Chest of Drawer	No	350.00	-	350.00	-	-	-	616.67	-	473.33	650.00
FURNISHINGS & REPAIRS											
Bed Sheet (Non-Patterned Bahir Dar)											
1.90m x 2.50m.....	Pair	50.00	46.67	49.33	48.33	44.00	48.33	50.00	30.67	47.00	50.00

Table 1 Group 7 :- (Cont'd) Average Retail Price of Goods and Services by Region and Selected Market Places

May
Ginbot 2002
1994

ITEM	UNIT	R E G I O N A N D M A R K E T P L A C E S									
		S N N P									
		Welikite	Butajira	Hosahna	Shone	Doyugena	Alaba	Awasa	Hagere-Selam	Dilla	Yirega-chefie
P R I C E I N B I R R											
Bed Sheet(Patterned Kombolcha)											
1.90m x 2.50m.....	Pair	55.00	59.33	-	58.33	-	91.67	90.00	-	85.00	-
Bed Cover(Patterned Kombolcha).....	No	70.00	-	32.00	-	-	-	-	-	-	-
Blanket Woolen(Debre B.)160cm x 220cm.	No	88.33	88.33	75.33	80.00	118.33	113.33	79.33	-	74.00	-
Mattress-Sponge (A.A Foam) 120cm.....	No	300.00	298.33	320.00	315.00	-	340.00	303.33	-	312.50	295.00
Towel-Local (Kombolcha).....	No	12.00	15.33	9.67	-	-	-	10.00	-	12.00	-
EARTHEN WARE											
Water Pot.....	No	3.25	3.75	3.17	2.17	1.80	2.17	5.50	2.08	2.83	4.00
'Jebena' Medium Size.....	No	2.00	2.67	1.53	2.00	1.38	3.00	3.00	1.25	2.00	2.50
'Mitad' (Griddle of Clay).....	No	5.17	9.00	5.67	3.17	5.33	10.00	7.67	4.83	4.33	11.00
Local Stove '(Lakech)'	No	5.17	7.50	-	7.00	-	5.17	7.33	6.83	5.67	3.00
Cup for Coffee (China).....	No	1.30	1.00	.80	1.00	1.22	1.00	1.07	1.25	1.00	1.12
Plate Clay (imported).....	No	5.50	3.92	5.00	4.67	4.00	3.58	3.83	4.75	5.67	3.42
STRAW, BAMBOO AND OTHERS											
'Sefed'.....	No	7.17	4.00	7.00	5.67	6.50	5.00	6.33	-	4.00	9.00
Sack 100Kg Capacity.....	No	-	5.00	6.00	-	-	-	-	-	5.33	-
METAL WARE											
Cooking Pan Medium (Local).....	No	24.67	32.50	25.33	17.00	42.00	25.33	26.00	27.33	31.00	29.00
Tray (Nickel) Medium N° 45 Local.....	No	15.00	10.67	-	-	15.33	14.50	-	-	-	-
Electric 'Mitad' Aluminium.....	No	-	-	-	-	-	-	-	-	-	-
Gas Stove (Kerosine) China.....	No	40.00	38.67	40.00	40.00	-	42.67	38.67	40.00	38.33	44.00
Refregerator.....	No	-	-	-	-	-	-	-	-	3075.00	-

Table 1 Group 7 :-(Cont'd) Average Retail Price of Goods and Services by Region and Selected Market Places

May
Ginbot 2002
1994

ITEM	UNIT	R E G I O N A N D M A R K E T P L A C E S									
		S N N P									
		Welikite	Butajira	Hosahna	Shone	Doyugena	Alaba	Awasa	Hagere-Selam	Dilla	Yirega-chefie
P R I C E I N B I R R											
PLASTIC WARE (LOCAL MADE)											
Jerrycan (20 Litres).....	No	22.33	17.50	-	23.33	-	24.67	25.00	-	21.67	22.50
Bucket (20 Litres).....	No	17.00	15.67	16.33	16.00	-	15.33	16.33	17.00	16.00	16.83
GLASS WARE											
Glass for Tea (Durablex).....	No	3.00	3.50	2.00	3.17	-	3.08	3.00	-	-	3.17
OTHER HOUSEHOLD EQUIPMENT											
Kerosine Lamp.....	No	23.00	25.67	26.00	25.00	-	21.33	19.00	14.00	19.67	19.83
'Kuraz' Small Local Kerosine Lamp.....	No	1.00	1.83	1.50	1.00	-	1.00	1.00	1.00	1.00	.92
Flash Light.....	No	6.50	5.83	6.17	5.67	-	6.17	6.50	6.00	4.00	6.67
Electric Bulb Philips(40/60 Watt).....	No	2.50	2.00	2.00	2.17	-	2.17	2.42	2.50	3.00	2.33
HOUSEHOLD OPERATION											
Hard Soap (Local).....	200gm	1.47	1.33	1.47	2.00	-	1.43	2.00	1.33	2.00	2.00
Hard Soap (Imported).....	200gm	2.40	2.00	2.40	2.40	-	2.07	-	-	2.00	2.67
Detergent (Omo).....	50gm	1.00	-	1.43	1.53	-	-	1.25	1.00	1.00	.89
Incense.....	Kg	8.00	5.25	5.00	4.00	-	8.00	6.00	8.33	-	5.67
Sandal Wood.....	No	.25	.25	.30	.23	-	.20	.25	.20	.25	.10
Toilet Paper (Mamko).....	Roll	3.00	3.00	3.00	3.00	-	3.00	3.00	-	3.00	3.00
DRY CLEANING											
Dry Cleaning (Suit Men).....	No	17.00	-	11.00	-	-	14.00	14.00	-	12.00	-

Table 1 Group 7 :- (Cont'd) Average Retail Price of Goods and Services by Region and Selected Market Places

May
Ginbot 2002
1994

ITEM	UNIT	R E G I O N A N D M A R K E T P L A C E S									
		S N N P									
		Welikite	Butajira	Hosahna	Shone	Doyugena	Alaba	Awasa	Hagere-Selam	Dilla	Yirega-chefie
P R I C E I N B I R R											
DOMESTIC SERVICE											
Maid Servant.....	Month	30.00	40.00	20.00	21.67	26.67	28.33	50.00	43.33	56.67	-
Unskilled Service (Daily Laborer)....	Day	6.00	6.67	5.00	5.00	6.67	6.00	6.33	-	7.00	7.00
Salary for Guard	Month	56.67	56.67	-	60.00	58.33	53.33	93.33	53.33	123.33	-
MEDICAL CARE											
Ampicillin(250 mg) Local.....	56 Caps	17.00	15.08	14.67	17.67	17.33	-	15.40	18.50	18.40	16.00
Dichlorophine(500 mg) Local.....	6 Pills	-	1.50	-	-	1.50	-	-	-	-	-
Tetracycline(250mg) Local.....	56 Caps	11.20	9.08	8.47	8.33	8.33	8.71	10.80	11.00	9.20	7.67
Penicillin Injection(4 Mu. Local). Bottle		4.00	3.78	3.33	4.33	3.83	3.83	3.83	4.10	3.83	3.75
Chloramphenicol(250mg) Local.....	56 Caps	14.00	12.68	13.33	-	-	12.13	14.00	-	14.00	-
Dipron(500mg) Local.....	20 Pills	-	-	-	-	1.50	-	-	-	-	-
Cough Syrup (Berantine) Local.....	125cc	10.00	-	6.67	-	10.00	7.50	7.67	8.00	8.00	9.00
Bactrim(480mg) Local.....	30 Pills	7.50	4.30	6.00	-	-	5.00	7.50	5.00	9.00	-
Vermox(100mg) Local.....	12 Pills	4.00	1.20	-	3.00	.90	-	2.08	2.00	2.50	-
Mezel(250mg) Local.....	30 Caps	6.00	3.82	5.00	4.29	5.00	4.67	4.17	4.00	4.83	3.67
Asprin (300 mg) Local.....	20 Pills	2.00	1.00	2.00	1.33	-	1.83	2.00	2.00	2.00	1.67
OTHER MEDICAL EXPENSES											
Doctor's Fee (Government).....	per visit	2.00	2.00	3.00	1.00	-	2.00	2.00	1.00	2.00	2.00
Doctor's Fee (Private).....	per visit	10.00	5.00	8.33	5.00	-	6.33	10.00	-	10.00	-
Injection (Service Charge).....	Once	1.00	2.33	1.00	-	.50	1.00	1.00	-	1.00	-
Laboratory Test Fee (Private).....	Once	6.00	3.00	4.00	5.00	-	3.67	4.00	-	3.00	61.25
Bed Charge (gov.).....	per day	-	4.00	6.00	-	-	-	-	-	3.36	3.00

Table 1 Group 7 :- (Cont'd) Average Retail Price of Goods and Services by Region and Selected Market Places

May
Ginbot 2002
1994

ITEM	UNIT	R E G I O N A N D M A R K E T P L A C E S									
		S			N			P			
		Welikite	Butajira	Hosahna	Shone	Doyugena	Alaba	Awasa	Hagere-Selam	Dilla	Yirega-chefie

P R I C E I N B I R R

TRANSPORT AND COMMUNICATION

TRANSPORT

Benzene.....	Lt	4.36	4.33	4.41	-	-	4.36	4.35	6.00	4.12	4.40
Motor Oil (Mobil).....	Lt	19.50	18.98	19.83	19.75	-	18.90	19.22	-	8.75	19.00
Car Washing and Greasing.....	No	-	32.50	26.67	-	-	30.00	21.67	-	25.00	15.00
Bus Fare (per km).....	Tarif	-	-	.15	-	-	-	.92	-	.16	.09
Bus Fare (within Town)	Trip	-	-	-	-	-	-	-	-	-	-
Taxi Fare	Trip	.60	-	-	-	-	-	.75	-	1.00	-
Air Plane (To Addis Ababa)	Trip	-	-	-	-	-	-	-	-	-	-
Animal Transport fare.....	Trip	-	-	-	-	-	-	-	5.67	-	-
Cart Fare.....	Trip	.50	.75	3.67	-	-	.50	1.00	-	1.00	-
Train Fare	Trip	-	-	-	-	-	-	-	-	-	-
Service Charge (Motor oil change)...	Once	-	-	-	-	-	-	-	-	-	-

COMMUNICATION

Telephone Charge (with town).....	Period	.20	.20	-	-	-	-	.20	-	-	-
Telephone Charge to Addis Ababa....	Period	1.60	1.75	2.30	2.70	2.30	2.75	2.30	2.70	2.65	2.70
Telephone Line Installation Charge..	Once	355.00	355.75	355.75	346.60	-	355.75	-	-	326.00	337.50

ENTERTAINMENT AND EDUCATION

EQUIPMENT AND ACCESSORIES

T.V. Set Philips 21 inch(Colored).....	No	-	-	3800.00	-	-	-	3269.67	-	3500.00	-
Cassette Recorded Original(Local Music)	No	12.00	12.00	-	-	-	13.00	-	-	12.00	12.00
Radio Set Philips 3 Band.....	No	-	116.67	108.33	90.00	-	170.00	149.67	-	165.00	165.00
Tape Recorder National (2 Speaker)....	No	-	385.00	280.00	-	-	317.50	480.67	-	800.00	255.00
Expense for Photograph(Passport size)4Pho	No	3.00	3.00	5.33	-	3.00	3.00	4.00	4.00	3.00	3.67

Table 1 Group 7 :-(Cont'd) Average Retail Price of Goods and Services by Region and Selected Market Places

May
Ginbot 2002
1994

ITEM	UNIT	R E G I O N A N D M A R K E T P L A C E S									
		S N N P									
		Welikite	Butajira	Hosahna	Shone	Doyugena	Alaba	Awasa	Hagere-Selam	Dilla	Yirega- chefie
		P R I C E I N B I R R									
Newspaper (Addis Zemen).....	No	.50	.50	.50	-	-	.50	.50	-	.50	-
Theater Enterance Fee	Once	-	-	-	-	-	-	-	-	-	-
EDUCATION											
Exercise Book (50 Leaves) Local.....	No	1.78	1.75	2.00	1.85	1.93	-	1.95	2.00	2.00	2.00
Pencil (China).....	No	.20	.25	.25	.27	.27	.20	.25	.23	.25	.25
Ball Point-Bic England.....	No	1.10	1.00	1.10	1.00	1.10	1.03	1.07	1.07	1.00	1.07
Day School Fee-Public(Grade 7 & 8)..Month		-	-	-	-	-	-	-	-	-	-
Day School Fee-Private(Grade 9-12)..Month		-	-	-	-	-	-	82.50	-	-	-
Night School Fee-Government(Gr.9-12)Month		17.00	23.00	-	23.00	-	25.00	-	-	-	21.50
School Uniform Fee	No	-	56.00	-	-	-	62.50	-	-	65.00	60.00
Night School Fee-Private(Grade9-12)..Month		-	-	-	-	-	-	17.00	-	-	-
PERSONAL CARE AND EFFECTS											
PERSONAL CARE											
Lux Toilet Soap.....	90gm	-	2.25	2.25	2.25	2.25	1.80	2.25	2.00	-	2.25
Blade-TOPAZ.....	No	.25	.20	.25	.20	.20	.20	.30	.20	.25	.22
Hair Dressing (Traditional).....	No	2.67	1.00	4.67	5.00	2.00	3.17	4.67	2.83	5.00	-
Hair Dressing (Modern).....	No	8.00	7.00	8.67	7.00	10.00	10.00	8.00	8.50	8.00	6.00
Barbery (Mens Hair Cut).....	No	3.00	3.00	3.00	3.00	2.00	4.33	4.00	2.00	3.00	3.00
Paraffin Hair Oil.....	330cc	8.80	7.00	8.00	-	8.50	7.50	7.50	7.83	8.00	7.83
Zenith Hair Oil.....	330cc	8.03	6.83	8.00	6.44	8.33	7.50	8.00	8.00	8.00	7.83
Shaving Machine (medium)	No	-	19.67	-	-	-	-	9.33	-	6.67	8.00
Perfume	CC	24.67	23.50	30.00	24.67	-	-	24.00	15.50	24.33	20.00
PERSONAL EFFECTS											
Umbrella-Men Medium (Local).....	No	25.33	24.33	26.33	25.00	24.00	20.33	-	19.67	27.00	25.00

Table 1 Group 7 :-(Cont'd) Average Retail Price of Goods and Services by Region and Selected Market Places

May
Ginbot 2002
1994

ITEM	UNIT	R E G I O N A N D M A R K E T P L A C E S									
		S N N P									
		Welikite	Butajira	Hosahna	Shone	Doyugena	Alaba	Awasa	Hagere-Selam	Dilla	Yirega- chefie
		P R I C E I N B I R R									
Umbrella-Women Medium (Imported).....	No	20.00	20.33	24.00	20.00	21.67	25.33	24.33	18.67	23.33	20.00
Hand Bag (Imported Synthetic).....	No	-	-	-	-	-	-	121.67	-	-	-
Belt (Local) Machine Made.....	No	9.00	6.83	-	-	7.00	10.00	-	-	-	8.67
Belt (Local) Hand Made.....	No	-	-	-	-	4.17	-	-	6.33	-	-
JEWELLERY											
Seiko-21 Jewels Automatic (Men).....	No	-	201.67	-	-	-	-	460.00	-	-	-
Seiko-21 Jewels Automatic (Women).....	No	-	221.67	-	-	-	-	-	-	-	-
Earrings (4gm 18 carat Local).....	Pair	280.00	300.00	340.00	-	-	340.00	340.00	-	360.00	-
Neck Laces (6gm 21 carat Imported)....	No	570.00	-	-	-	-	-	600.00	-	-	-
Rings (4gm 18 carat Local).....	No	340.00	300.00	340.00	-	-	340.00	340.00	-	360.00	-
Bracelet 20gm (18 carat Local).....	No	-	-	-	-	-	-	1700.00	-	1800.00	-
LIVESTOCK AND DRAUGHT ANIMALS											
LIVESTOCK											
Sheep (10-15Kg).....	No	70.33	46.00	76.67	38.33	62.33	71.67	88.33	96.67	-	61.67
Goat (10-15Kg).....	No	72.33	40.67	64.00	26.67	50.33	37.67	75.00	68.33	-	36.67
Heifer (2-4 Years).....	No	306.67	371.67	288.33	216.67	250.00	231.67	326.67	190.00	-	300.00
Cow (4 Years and Above).....	No	521.67	669.33	358.33	350.00	336.67	455.00	800.00	300.00	-	336.67
Bull (2-4 Years).....	No	357.33	415.00	403.33	276.67	243.33	182.67	466.67	243.33	-	336.67
Ox (4 Years and Above).....	No	837.33	879.00	606.67	416.67	474.33	530.00	883.33	796.67	-	460.00
Hen (Indigenous).....	No	5.50	7.50	5.00	7.00	5.50	3.75	7.33	7.00	7.00	8.33
Cock (Indigenous).....	No	8.50	10.17	8.67	11.33	8.33	7.50	9.33	12.00	14.50	13.33
DRAUGHT ANIMALS											
Donkey.....	No	-	228.33	253.33	-	195.00	280.00	-	-	-	-
Horse.....	No	-	360.33	395.00	-	327.50	323.33	516.67	360.00	-	-

Table 1 Group 7 :-(Cont'd) Average Retail Price of Goods and Services by Region and Selected Market Places

May
Ginbot 2002
1994

ITEM	UNIT	R E G I O N A N D M A R K E T P L A C E S									
		S N N P									
		Welikite	Butajira	Hosahna	Shone	Doyugena	Alaba	Awasa	Hagere-Selam	Dilla	Yirega-chefie
Mule.....	No	-	-	850.00	-	596.67	780.00	-	640.00	-	-
FARM EQUIPMENT (INDUSTRIAL PRODUCT)											
Sickel.....	No	18.00	14.50	17.00	17.33	18.33	16.33	17.00	8.67	7.67	6.50
Pick Axe ('Doma').....	No	15.67	14.67	12.33	10.00	-	20.00	19.33	-	-	-
'Gejera'.....	No	19.33	-	-	9.33	-	16.00	18.00	-	23.50	-
FARM EQUIPMENT (HAND MADE)											
'Mofer'.....	No	-	8.50	10.67	4.00	5.50	7.17	-	-	-	-
'Kember'.....	No	-	4.67	5.67	3.67	3.50	6.50	-	-	-	-
'Digr'.....	No	-	2.00	2.00	2.50	1.50	2.17	-	-	-	-
Plough.....	No	-	6.50	8.00	6.00	8.33	4.25	-	10.00	-	-
Sickel.....	No	2.00	1.92	1.17	1.17	1.63	2.17	-	4.33	-	-
'Wegel'.....	No	-	1.25	2.50	2.33	3.00	3.17	-	4.00	-	-
'Erfe'.....	No	-	1.92	-	-	-	-	-	-	-	-
MISCELLANEOUS GOODS AND SERVICES											
Coffin (Medium Quality).....	No	-	70.00	-	-	-	120.00	-	-	190.00	153.33
Charge for Money order	Once	11.03	-	11.00	-	-	-	11.04	-	11.52	-
Charge for Visa (for person).....	No	-	-	-	-	-	-	-	-	-	-

Table 2 Group 7 :- Average Retail Price of Goods and Services by Region and Selected Market Places

		R E G I O N A N D M A R K E T P L A C E S									June Sene	2002 1994
ITEM	UNIT	S N N P										
		Welkite	Butajira	Hosahna	Shone	Doyugena	Alaba	Awasa	Hagere-Selam	Dilla	Yirega-chefie	
P R I C E I N B I R R												
CEREALS UNMILLED												
'Teff' White	Kg	1.85	1.75	1.46	1.91	1.23	1.67	2.60	1.58	2.40	2.23	
'Teff' Mixed.....	Kg	1.59	1.59	1.24	1.78	1.20	1.61	1.60	1.29	1.83	1.90	
'Teff' Black (Red).....	Kg	1.42	1.51	-	1.25	1.18	-	1.20	1.28	1.60	-	
Wheat White.....	Kg	1.50	1.43	1.09	1.21	1.05	1.15	1.33	1.14	1.43	1.30	
Wheat Mixed.....	Kg	-	1.32	-	-	-	1.10	1.25	-	-	-	
Wheat Black.....	Kg	-	-	-	-	-	-	1.25	1.14	1.20	-	
Barley White.....	Kg	1.48	1.16	1.39	1.29	1.16	1.28	1.40	-	1.30	1.65	
Barley Mixed.....	Kg	1.32	1.03	1.26	1.25	1.19	1.14	1.10	-	-	-	
Barley Black.....	Kg	1.28	1.39	1.35	1.24	1.19	1.27	1.20	.93	1.00	1.17	
Barley for Beer.....	Kg	-	-	-	-	1.24	1.25	1.28	-	1.20	1.50	
Maize.....	Kg	1.10	.96	1.07	1.18	1.06	1.00	1.05	1.08	1.10	.90	
Durrah.....	Kg	-	.94	-	-	-	-	.77	-	-	-	
Sorghum Yellow.....	Kg	-	-	-	-	.78	-	-	-	-	-	
Sorghum White.....	Kg	1.35	-	.89	-	-	-	-	-	-	-	
Sorghum Red.....	Kg	1.20	1.08	.90	1.23	.82	.78	-	.78	-	-	
African Millet.....	Kg	-	-	-	1.17	-	.83	1.47	-	-	1.28	
Rice.....	Kg	5.00	4.00	4.50	4.50	5.00	4.17	4.83	5.00	4.00	4.67	
Oats.....	Kg	-	3.17	-	2.07	-	1.50	-	3.50	2.33	2.42	
Hulled Barley.....	Kg	-	-	-	-	-	-	-	-	-	-	
CEREALS MILLED												
'Teff' White.....	Kg	-	-	-	-	-	-	-	3.00	2.50	-	
'Teff' Mixed.....	Kg	-	-	-	-	-	-	-	2.00	1.90	3.71	
'Teff' Black (Red).....	Kg	-	-	-	-	-	-	-	2.00	1.70	-	
Wheat White.....	Kg	-	-	-	-	-	-	-	-	-	-	
Wheat Mixed.....	Kg	-	-	-	-	-	-	-	-	-	-	
Barley White.....	Kg	-	-	-	-	-	-	-	-	-	2.06	

Table 2 Group 7 :- (Cont'd) Average Retail Price of Goods and Services by Region and Selected Market Places

		R E G I O N A N D M A R K E T P L A C E S									
		S N N P									
ITEM	UNIT	Welkite	Butajira	Hosahna	Shone	Doyugena	Alaba	Awasa	Hagere-Selam	Dilla	Yirega-chefie
P R I C E I N B I R R											
Barley Mixed.....	Kg	-	-	-	-	-	-	-	-	-	-
Maize.....	Kg	1.16	-	1.04	1.17	1.18	-	1.22	1.07	1.30	1.07
Oats.....	Kg	4.00	4.00	5.00	4.00	4.67	5.17	-	-	-	-
Sorghum.....	Kg	-	-	-	-	-	-	-	-	-	-
Durrah.....	Kg	-	-	-	.89	-	-	-	-	-	-
'Furno Duket' Locally Processed..	Kg	2.75	2.17	2.00	2.50	2.50	2.50	2.50	-	2.50	2.33
PULSES UNMILLED											
Horse Beans.....	Kg	1.65	1.61	1.40	1.63	1.39	1.43	1.50	.92	1.75	1.75
Peas White.....	Kg	-	2.01	-	1.91	-	-	-	1.12	-	-
Peas Black.....	Kg	-	1.65	-	1.72	-	-	-	1.12	1.77	-
Peas Mixed.....	Kg	1.94	1.74	1.81	1.69	1.64	1.76	1.92	-	-	1.75
Soya Beans.....	Kg	-	-	-	1.73	1.69	-	-	-	-	-
Chick Peas.....	Kg	1.89	2.17	2.00	1.63	1.77	2.00	2.03	1.92	2.25	2.02
Lentils.....	Kg	2.50	2.77	2.50	2.58	2.07	3.71	3.00	2.92	2.50	2.50
Haricot Beans.....	Kg	1.76	.98	-	1.24	.50	1.54	1.68	-	-	1.53
Lima Beans.....	Kg	-	.97	-	-	-	-	1.34	-	-	-
Vetch.....	Kg	1.56	1.57	-	1.00	-	-	1.25	-	1.50	1.00
Fenugreek.....	Kg	3.75	4.00	-	4.00	4.77	4.17	4.00	4.08	4.50	4.50
PULSES MILLED OR SPLIT											
Horse Beans Milled.....	Kg	3.25	3.92	3.00	4.00	2.25	-	-	2.67	3.00	3.08
Peas Milled.....	Kg	4.00	3.92	4.00	6.00	3.50	4.17	-	2.67	3.00	3.42
Chick Peas Milled.....	Kg	-	-	-	-	-	-	-	-	-	-
Mixed Pulses Milled.....	Kg	3.00	2.00	-	5.00	-	3.33	4.50	2.75	-	3.17
Vetch Milled.....	Kg	3.34	1.88	-	2.00	-	-	2.00	-	-	2.67
Peas Split.....	Kg	3.50	3.42	3.25	3.25	-	3.58	3.25	3.17	3.00	3.00
Peas Split(Roasted).....	Kg	3.25	-	3.50	-	3.25	3.27	3.00	-	-	-

Table 2 Group 7 :- (Cont'd) Average Retail Price of Goods and Services by Region and Selected Market Places

June
Sene 2002
1994

ITEM	UNIT	R E G I O N A N D M A R K E T P L A C E S									
		S N N P									
		Welkite	Butajira	Hosahna	Shone	Doyugena	Alaba	Awasa	Hagere-Selam	Dilla	Yiregacheffie
P R I C E I N B I R R											
Horse Beans Split(Roasted).....	Kg	-	3.00	2.92	-	-	2.70	-	1.92	-	2.50
Lentils Split.....	Kg	3.50	3.33	3.50	3.50	3.25	3.42	3.83	2.92	3.50	3.75
Vetch Split(Roasted).....	Kg	-	-	-	-	-	1.99	-	-	-	-
Chick Peas Split(Roasted).....	Kg	-	-	-	-	-	-	-	-	-	-
Fenugreek Milled.....	Kg	9.00	10.00	10.00	9.33	8.00	7.50	7.67	-	9.33	10.00
OIL SEEDS											
Niger Seed.....	Kg	2.50	5.06	-	-	-	4.50	2.50	4.50	4.50	4.50
Linseed White.....	Kg	-	-	-	-	-	-	-	-	-	-
Linseed Black.....	Kg	2.50	2.59	1.81	3.61	2.67	3.50	3.83	2.67	3.50	3.00
Sesame Seed.....	Kg	3.00	-	-	-	-	-	-	-	-	-
Sunflower.....	Kg	3.00	3.92	3.00	3.50	-	2.75	2.67	4.00	3.50	2.83
Castor Beans.....	Kg	-	1.35	1.41	1.07	2.27	2.50	4.23	-	-	1.00
Rape Seed.....	Kg	2.00	2.06	1.95	2.36	2.00	2.00	2.00	2.00	2.25	2.50
Ground Nut Shelled.....	Kg	5.00	4.00	3.50	5.00	-	-	4.83	5.00	5.00	4.33
PREPARED CEREAL PRODUCTS											
Spaghetti (Local) Without Egg....	Kg	6.50	6.50	8.00	4.75	5.00	4.67	6.50	-	6.50	7.00
Pastini.....	Kg	8.00	7.00	-	7.75	-	9.00	8.00	6.83	8.00	-
Macaroni (Local) Without Egg....	Kg	5.00	5.50	5.00	5.00	4.50	5.17	5.42	5.00	5.00	5.00
'Fafa' Flour.....	kg	-	8.00	8.00	-	-	7.83	8.00	-	8.00	8.00
'Dube' Flour.....	kg	4.00	-	5.17	-	-	5.08	4.50	-	5.42	5.50
BREAD AND OTHER PREPARED FOODS											
'Enjera' ('Teff' Mixed).....	325gm	.53	.40	.38	.41	.39	.46	.67	.70	.60	.43
'Dabo' (Traditional Ambasha)..	350gm	.36	.33	.26	.39	.19	.44	.76	.42	.50	-
'Dabo' (Traditional Sheleto)..	350gm	.49	.52	.36	.26	.24	-	-	.34	.67	-

Table 2 Group 7 :-(Cont'd) Average Retail Price of Goods and Services by Region and Selected Market Places

		R E G I O N A N D M A R K E T P L A C E S									
		S N N P									
ITEM	UNIT	Welkite	Butajira	Hosahna	Shone	Doyugena	Alaba	Awasa	Hagere-Selam	Dilla	Yirega-chefie
		P R I C E I N B I R R									
Bread Wheat (Bakery).....	350gm	1.14	.95	1.05	.61	.89	.70	1.10	.68	1.17	.76
Biscuits	150gm	1.80	2.73	2.00	2.64	2.00	2.73	1.80	1.50	2.25	1.50
MEAT											
Beef	Kg	13.00	15.00	15.33	13.67	14.00	15.00	14.00	12.00	16.00	10.53
Camel Meat	Kg	-	-	-	-	-	-	-	-	-	-
FISH AND FISH PRODUCTS											
Fish Fresh.....	Kg	-	-	-	-	-	-	-	-	10.00	-
Sardines (Imported).....	125gm	-	5.50	-	-	-	-	5.50	-	7.00	-
DIARY PRODUCTS AND EGG											
Cow Milk (Unpasteurized).....	Lt	2.00	2.63	2.00	3.33	-	3.13	3.03	.91	4.55	3.00
Cow Milk (pasteurized).....	Lt	-	4.00	-	-	-	-	-	-	-	-
Camel Milk.....	Lt	-	-	-	-	-	-	-	-	-	-
Goat Milk.....	Lt	-	-	-	-	-	-	-	-	-	-
Powdered Milk (Edget).....	450gm	18.00	21.15	25.00	-	-	-	-	-	14.00	-
Yoghurt (Traditional).....	Lt	4.00	3.21	4.41	5.56	-	4.69	3.54	-	4.55	5.25
Cheese Cottage.....	Kg	8.64	3.56	3.61	2.25	2.02	3.54	7.33	-	8.13	-
Egg (Traditional).....	Dozen	4.00	3.00	3.29	2.58	2.40	3.00	4.27	3.00	4.00	4.27
OILS AND FATS											
Butter Unrefined.....	Kg	21.44	20.67	22.00	18.17	9.47	19.64	22.00	16.00	17.33	21.67
Cooking Oil (Imported).....	Lt	11.00	-	12.00	11.67	11.67	12.17	9.00	10.00	9.00	10.67
Cooking Oil (Local).....	Lt	9.00	11.67	8.50	8.67	10.22	10.17	11.33	9.00	7.00	10.00

Table 2 Group 7 :-(Cont'd) Average Retail Price of Goods and Services by Region and Selected Market Places

ITEM	UNIT	R E G I O N A N D M A R K E T P L A C E S									
		S N N P									
		Welkite	Butajira	Hosahna	Shone	Doyugena	Alaba	Awasa	Hagere-Selam	Dilla	Yirega-chieffie

P R I C E I N B I R R

VEGETABLES AND FRUITS
VEGETABLES (FRESH)

Ethiopian Kale.....	Kg	1.10	.39	-	.38	.09	.32	.72	.24	.66	.43
Cabbage.....	Kg	.97	.34	.63	.74	.31	.68	.78	-	1.29	1.27
Lettuce.....	Kg	-	-	-	-	-	-	1.02	-	-	-
Spinach.....	Kg	1.33	.92	-	-	-	-	.27	-	-	-
Carrot.....	Kg	1.35	1.92	1.10	1.09	1.67	1.16	1.46	-	1.57	2.09
Tomatoes.....	Kg	1.58	.85	1.32	2.31	-	2.18	2.08	-	2.19	2.91
Onions.....	Kg	2.78	1.79	1.81	1.50	1.82	2.30	2.00	-	2.50	3.00
Garlics.....	Kg	3.86	5.66	6.32	-	4.23	7.00	8.67	6.94	9.67	10.00
Leaks.....	Kg	2.00	1.69	-	-	1.61	1.75	1.50	-	-	.93
Pepper Green.....	Kg	5.85	1.92	3.45	-	2.64	-	4.00	-	-	1.33
Pumpkin.....	Kg	.38	.14	.76	-	.12	.13	-	-	-	-
Green Peas.....	Kg	-	-	-	-	-	-	-	-	-	-
Beet Root.....	Kg	1.04	1.41	.71	.52	.41	.62	.88	-	-	1.30
Cauliflower.....	Kg	-	-	-	-	-	-	-	-	-	-

FRUITS FRESH

Banana.....	Kg	2.50	2.00	1.30	1.04	.93	-	2.00	.75	.47	.70
Orange.....	Kg	3.00	3.00	3.50	.96	1.29	-	3.08	.62	-	.86
Lemon.....	Kg	.46	3.92	1.05	1.14	2.66	-	1.88	2.62	3.31	1.75
Tangerine.....	Kg	1.96	-	-	-	-	-	-	-	-	.70
Papaya.....	Kg	.78	1.73	1.14	.53	-	-	1.16	-	-	-
Grapes.....	Kg	-	-	-	-	-	-	-	-	-	-
Avocado.....	Kg	2.30	2.00	2.00	1.22	1.37	-	1.54	.92	.78	1.54
Mango.....	Kg	-	2.50	3.20	-	-	-	3.00	-	1.52	1.40
Cactus.....	Kg	-	-	-	-	-	-	-	-	-	-

Table 2 Group 7 :-(Cont'd) Average Retail Price of Goods and Services by Region and Selected Market Places

June
Sene 2002
1994

ITEM	UNIT	R E G I O N A N D M A R K E T P L A C E S									
		S N N P									
		Welkite	Butajira	Hosahna	Shone	Doyugena	Alaba	Awasa	Hagere-Selam	Dilla	Yirega- chefie
P R I C E I N B I R R											
SPICES											
Pepper Whole.....	Kg	4.50	4.58	4.61	4.30	5.60	4.50	3.75	3.13	5.67	4.67
Black Pepper(Local).....	Kg	-	-	-	-	-	-	-	-	-	-
Long Pepper(Local).....	Kg	11.00	10.00	15.00	20.00	13.67	13.17	14.67	20.00	12.00	13.33
White Cumin(Bishop's Weed)Local..	Kg	4.00	4.00	7.51	3.00	6.04	4.50	4.00	-	4.50	4.17
Black Cumin(Local).....	Kg	4.00	5.17	8.37	3.00	6.27	5.17	4.00	7.78	4.00	4.17
Ginger Dry(Local).....	Kg	3.81	4.00	-	-	-	5.00	4.00	-	-	-
Ginger Wet(Local).....	Kg	1.10	1.46	1.06	.91	-	.96	1.42	1.89	.90	1.00
Cloves(Imported).....	Kg	110.00	-	95.00	50.00	103.33	-	122.67	-	105.00	-
Cinnamon(Imported).....	Kg	30.00	35.00	23.00	25.00	24.67	26.17	29.33	-	25.00	31.33
Cardamon(Local).....	Kg	33.00	30.00	34.33	40.00	35.55	30.17	35.67	-	-	-
Tumeric Flour(Local).....	Kg	2.75	3.67	4.00	4.00	2.42	5.17	4.00	3.67	3.00	3.00
Chillies Whole.....	Kg	5.50	5.94	3.76	4.50	4.37	3.00	6.33	4.67	4.00	5.00
Basil Dry.....	Kg	-	7.56	-	7.50	6.00	9.17	8.67	-	8.00	7.00
POTATOES, OTHER TUBERS AND STEMS											
Potato.....	Kg	-	.93	.46	.45	.15	.33	.61	.26	.46	1.02
Sweet Potato.....	Kg	-	.75	.62	.21	.20	.24	.41	-	.41	-
'Kocho' (Unprocessed).....	Kg	.31	.62	.77	.54	.28	.76	.85	.48	.72	.81
'Bula'.....	Kg	1.26	2.15	1.27	1.75	1.10	2.05	1.95	1.05	2.44	2.30
COFFEE, TEA, CHAT AND BUCK-THORN LEAVES											
Tea Leaves(Local).....	100gm	2.00	2.00	2.00	2.00	2.00	2.00	2.00	2.00	2.00	2.00
Coffee Whole.....	Kg	3.11	3.19	-	-	-	-	-	2.31	-	1.90
Coffee Beans.....	Kg	-	4.92	5.63	4.33	5.17	5.17	4.42	5.56	5.00	4.33
Coffee Leaves.....	Kg	-	-	-	-	-	-	-	-	-	-
Buck Thorn Leaves.....	Kg	6.25	3.13	4.10	2.71	2.46	2.60	1.17	-	-	1.31

Table 2 Group 7 --(Cont'd) Average Retail Price of Goods and Services by Region and Selected Market Places

		R E G I O N A N D M A R K E T P L A C E S									
ITEM	UNIT	S N N P									
		Welkite	Butajira	Hosahna	Shone	Doyugena	Alaba	Awasa	Hagere-Selam	Dilla	Yiregachefie
		P R I C E I N B I R R									
'Chat'.....	Kg	4.79	7.47	3.79	6.91	6.13	4.72	6.31	-	12.31	2.47
Malt-Barley.....	Kg	3.57	1.52	3.60	2.71	1.25	2.00	2.56	1.50	1.50	1.14
Malt-Wheat.....	Kg	3.49	1.32	1.27	3.01	1.40	1.43	2.40	2.46	1.50	2.00
OTHER FOOD ITEMS											
Salt.....	Kg	1.25	1.25	1.01	1.43	1.28	1.50	1.92	2.00	1.50	2.17
Sugar.....	Kg	4.60	4.45	5.00	4.58	4.57	4.75	4.50	4.75	4.60	4.50
Honey.....	Kg	-	7.94	7.80	12.33	4.92	6.17	18.67	13.33	15.00	15.00
Canned Tomato (Local).....	410gm	6.00	7.32	8.79	6.43	-	6.00	6.50	-	-	6.50
FOOD TAKEN AWAY FROM HOME											
Cup of Tea.....	No	.40	.50	.43	.40	.40	.40	.43	.30	.40	.37
Cup of Coffee.....	No	.75	.93	.80	.67	.80	.80	.87	.70	.60	.60
Cup of Milk.....	No	1.00	1.00	.77	1.00	.80	1.00	.87	.80	1.00	.80
'Key Wot Yebere'.....	One Meal	5.00	5.00	4.00	5.00	4.00	5.00	5.00	4.00	5.00	5.00
'Key Wot Yebeg/Yefyel'.....	One Meal	6.00	5.00	5.00	5.00	-	5.00	5.33	5.00	5.00	5.00
COST OF MILLING											
Cereals.....	100Kg	15.00	15.00	15.00	15.00	10.00	15.00	16.67	15.00	15.00	10.00
Pulses.....	100Kg	15.00	15.00	15.00	10.00	10.00	10.00	15.00	15.00	16.67	10.00
Pepper Whole.....	100Kg	50.00	100.00	75.00	-	100.00	125.00	50.00	-	70.00	50.00
BEVERAGES - NON ALCOHOLIC											
Ambo Mineral Water.....	500cc	1.75	2.00	2.00	2.04	2.00	2.00	2.00	2.00	2.00	2.00
Bure Mineral Water.....	500cc	-	-	-	-	-	-	-	-	-	-
Coca Cola/Fanta.....	300cc	2.00	2.00	2.00	2.07	2.00	2.00	2.00	-	2.00	2.00

Table 2 Group 7 :-(Cont'd) Average Retail Price of Goods and Services by Region and Selected Market Places

June
Sene 2002
1994

ITEM	UNIT	R E G I O N A N D M A R K E T P L A C E S									
		S N N P									
		Welkite	Butajira	Hosahna	Shone	Doyugena	Alaba	Awasa	Hagere-Selam	Dilla	Yirega-chefie
P R I C E I N B I R R											
Pepsi Cola/Mirinda.....	300cc	1.75	2.00	2.00	2.07	2.00	2.00	2.00	2.00	2.00	2.00
BEVERAGES - ALCOHOLIC											
Araki (Local).....	900cc	22.25	27.64	20.22	26.63	29.66	27.30	17.67	20.00	25.00	24.33
Cognac (Local).....	900cc	22.25	27.64	21.24	-	-	-	17.67	20.00	25.00	24.33
Brandy (Local).....	900cc	22.25	26.96	20.22	-	-	27.30	18.00	-	25.00	24.33
Gin (Local).....	900cc	22.25	27.64	30.34	26.63	28.31	27.30	17.67	20.00	25.00	24.33
Saris Wine (Normal).....	750cc	6.50	5.00	5.00	7.09	-	-	4.38	11.00	5.42	7.33
'Katikalla'.....	Lt	10.00	7.00	4.44	5.17	6.54	4.01	4.35	2.87	2.78	2.50
Beer (Bedele).....	330cc	3.00	3.00	3.00	3.09	-	3.00	3.00	3.00	3.00	3.00
Beer (Harar).....	330cc	3.00	3.00	3.00	3.09	-	3.00	3.00	3.00	3.00	3.00
Beer (Meta Abo).....	330cc	3.50	3.00	3.00	3.09	3.00	3.00	3.00	-	3.00	3.00
'Tella'.....	Lt	.43	.62	.66	.59	-	.59	.95	.82	.86	.87
'Tej' (Mead).....	Lt	1.92	1.92	1.71	1.50	1.79	2.27	2.40	1.90	2.00	1.33
CIGARETTES AND TOBACCO											
CIGARETTES											
Nyala.....	Packet	4.00	4.00	5.00	4.00	3.27	5.00	4.00	4.00	4.00	3.93
Gissila.....	Packet	1.00	1.00	-	-	-	-	-	-	1.50	-
Rothmans.....	Packet	8.00	8.00	11.00	8.67	10.00	8.00	10.00	10.00	8.00	6.90
TOBACCO											
'Gaya'.....	Kg	-	-	3.20	4.77	5.71	10.00	-	-	-	-
CLOTHING AND FOOT WEAR											

Table 2 Group 7 :-(Cont'd) Average Retail Price of Goods and Services by Region and Selected Market Places

		R E G I O N A N D M A R K E T P L A C E S									June Sene	2002 1994
ITEM	UNIT	S N N P										
		Welkite	Butajira	Hosahna	Shone	Doyugena	Alaba	Awasa	Hagere-Selam	Dilla	Yirega- cheffie	
P R I C E I N B I R R												
CLOTHING												
Abujedid(Akaki/Bahir Dar)91cm.	Meter	4.00	3.25	4.00	4.17	-	3.67	4.00	4.00	-	4.00	
Abujedid(Komb./Arba Min.)150cm	Meter	6.00	6.25	5.83	6.17	5.04	5.83	5.50	5.00	-	5.50	
Khaki(S-10,000 Twil)110cm.....	Meter	-	6.50	-	-	-	7.00	13.00	-	-	6.00	
Khaki(Akaki)91cm.....	Meter	-	-	-	-	-	6.00	-	-	-	5.50	
Wool-England 100%.....	Meter	-	-	-	-	-	-	-	-	-	-	
Tetron(Arba Minch).....	Meter	-	15.50	15.00	-	-	15.33	-	24.00	18.00	-	
Poplin(Dire Dawa)105cm.....	Meter	5.50	6.75	6.00	-	-	6.00	10.17	-	11.00	-	
Poplin(Komb./Arba Minch)150cm.	Meter	11.00	10.75	11.00	11.00	-	10.67	6.67	10.00	11.00	11.00	
Nylon(Mojo).....	Meter	9.00	8.33	9.67	12.00	-	7.00	10.00	21.33	-	6.00	
Polyester(Arba Minch/Awasa)....	Meter	-	14.33	-	-	-	-	18.00	-	-	-	
Jersi.....	Meter	-	14.50	-	-	-	-	-	10.00	-	-	
Cotton.....	Kg	5.00	5.30	3.50	-	-	-	3.60	-	7.00	3.00	
Hisufi	Meter	-	27.67	-	-	21.67	-	22.67	-	-	-	
Kefay	Meter	25.00	19.17	18.00	20.00	24.33	25.00	22.33	-	16.00	-	
COST OF TAILORING												
Woolen Suit (Men).....	No	250.00	-	280.00	-	-	-	266.67	-	293.33	-	
Khaki Suit (Men).....	No	40.00	-	50.00	-	-	80.00	50.00	-	71.67	51.67	
Khaki Suit (Boys).....	No	30.00	-	40.00	-	-	30.00	25.00	-	36.67	36.67	
Tateron Suit (Men)	No	50.00	31.50	41.67	-	-	35.00	50.00	-	100.00	51.67	
Tateron Suit (Boys)	No	30.00	27.00	36.67	-	-	30.00	25.00	-	50.00	36.67	
READY-MADE / FOR ADULTS												
'Netela'.....	No	27.33	37.67	-	-	-	-	30.00	-	-	-	
'Gabi'.....	No	83.33	57.33	-	60.00	52.75	86.67	68.33	-	45.83	60.00	

Table 2 Group 7 :-(Cont'd) Average Retail Price of Goods and Services by Region and Selected Market Places

June
Sene 2002
1994

ITEM	UNIT	R E G I O N A N D M A R K E T P L A C E S										
		S N N P										
		Welkite	Butajira	Hosahna	Shone	Doyugena	Alaba	Awasa	Hagere-Selam	Dilla	Yirega-chefie	
P R I C E I N B I R R												
Shirts Long Sleeved (Local).....	No	25.00	-	-	-	22.00	-	-	-	-	-	-
Shirts Short Sleeved (Local).....	No	-	-	-	-	16.00	-	-	-	-	-	-
Shirts Long Sleeved (Imported)...	No	40.00	44.33	40.00	42.50	31.82	40.67	43.33	-	53.33	45.00	-
Shirts Short Sleeved (Imported)...	No	45.00	46.67	48.33	40.00	-	43.33	45.00	-	50.00	-	-
Socks (Cotton) Imported.....	Pair	6.67	7.83	6.17	5.50	-	6.67	7.33	-	8.00	7.33	-
Sweater (Local) Men.....	No	-	58.33	-	-	-	-	-	-	-	-	-
Sweater (Local) Women.....	No	28.00	48.33	-	-	35.00	-	38.33	-	-	-	-
Shash (Imported).....	No	12.33	7.83	12.00	9.33	14.00	8.33	10.67	-	17.67	15.00	-
Singlets (Local) White.....	No	12.00	12.33	10.00	9.67	16.00	10.00	10.67	-	13.67	10.00	-
Jeans Trouser.....	No	78.33	80.00	86.67	80.00	56.00	65.00	-	80.00	-	71.67	-
Woolen Suit.....	No	-	-	-	-	-	-	-	-	-	-	-
'Kemisna Netela'.....	No	136.67	105.00	141.67	133.33	141.67	107.50	150.00	115.00	101.67	90.00	-
Sweater-Men (Imported).....	No	73.33	91.67	100.00	105.00	-	81.67	120.00	110.00	105.00	-	-
Sweater-Women (Imported).....	No	83.33	86.67	-	60.00	-	-	75.00	-	71.67	-	-
Nylon Dress.....	No	-	-	-	50.00	-	-	-	-	-	-	-
Tetron Trouser.....	No	-	-	-	-	-	-	-	-	-	-	-
Leather Jacket.....	No	-	-	380.00	-	-	-	-	-	-	-	-
Under Wear China.....	No	12.33	12.33	14.00	13.67	16.00	15.33	15.00	-	-	15.00	-
Deriya	NO	11.67	-	-	-	28.83	-	9.78	-	-	-	-
Polyester Suit.....	No	-	-	-	-	-	-	-	-	-	-	-
Khaki Short	No	-	-	-	-	10.33	-	-	-	-	12.00	-
T-Shirts	No	-	20.33	27.00	30.00	34.00	25.33	29.00	27.67	33.33	-	-
Jogging Suit(sport tuta)	No	70.00	-	128.33	71.67	52.33	61.67	68.33	80.00	113.33	81.67	-
Khaki Jacket	No	126.67	-	120.00	91.67	-	-	85.00	-	106.67	-	-
Geldem	No	15.00	-	-	14.00	10.33	25.33	14.67	15.00	27.67	15.00	-

Table 2 Group 7 :-(Cont'd) Average Retail Price of Goods and Services by Region and Selected Market Places

June
Sene 2002
1994

ITEM	UNIT	R E G I O N A N D M A R K E T P L A C E S								
		S N N P								
		Welkite	Butajira	Hosahna	Shone	Doyugena	Alaba	Awasa	Hagere-Selam	Dilla
P R I C E I N B I R R										
READY-MADE / FOR CHILDREN										
Sweater (Local) for Boys..... No	-	38.33	-	-	-	-	-	-	-	-
Socks (Imported) Cotton..... Pair	5.00	5.00	6.00	3.33	-	-	23.33	-	-	10.00
Jeans Trouser..... No	65.00	43.33	70.00	75.00	-	3.33	4.33	4.33	4.00	3.67
Shirt Long Sleeved(Imported)Boys. No	26.33	33.33	35.00	-	-	-	-	75.00	-	-
Sweater (England) for Girls..... No	-	38.33	-	-	-	-	26.00	-	-	25.00
Short for Boys..... No	-	-	-	-	-	-	-	-	-	-
Kemise(for children) No	52.33	38.00	51.67	56.67	28.33	35.67	40.00	-	8.33	8.00
									55.00	38.33
FOOTWEAR (MEN AND WOMEN)										
Anbessa Leather Shoes Men(Local)Pair	110.00	105.00	75.00	95.00	101.67	101.67	78.04	103.33	96.67	140.00
Leather Shoes Men (Croft)..... Pair	125.00	155.00	121.67	106.67	-	125.00	126.67	-	108.33	110.00
Walking Shoes(Imp.) Non-Leather Pair	86.67	-	-	80.00	75.00	81.67	103.33	-	120.00	-
Canvas Shoes (Local) Men..... Pair	-	15.33	20.67	-	22.00	24.67	-	22.00	21.33	20.00
Canvas Shoes (China) Men..... Pair	32.33	22.50	23.00	-	24.67	25.33	23.33	-	26.50	-
Plastic Shoes (Local) Women... Pair	9.00	9.17	9.00	10.00	12.00	10.00	9.33	-	9.67	7.83
Slippers Sponge Adult (China).. Pair	7.00	7.67	7.00	7.33	8.50	-	7.00	11.33	5.67	8.67
Boots for Men Plastic (Local).. Pair	42.67	38.33	-	-	50.00	33.00	-	39.00	40.67	45.00
Sendel Plastic Shoes (Imp.).... Pair	-	10.83	11.33	-	-	-	-	-	-	-
Cost of Mending Shoes sole(Men).Pair	20.67	17.67	24.33	14.00	-	-	14.33	-	-	-
						26.00	21.67	-	25.33	25.00

Table 2 Group 7 :- (Cont'd) Average Retail Price of Goods and Services by Region and Selected Market Places

June
Sene 2002
1994

ITEM	UNIT	R E G I O N A N D M A R K E T P L A C E S								
		S N N P								
		Welikite	Butajira	Hosahna	Shone	Doyugena	Alaba	Awasa	Hagere-Selam	Dilla

P R I C E I N B I R R

CONSTRUCTION MATERIALS, WATER, AND
FUEL AND POWER

CONSTRUCTION MATERIALS

Cement/Bag/(Local).....	50Kg	-	-	38.00	34.75	35.67	-	33.67	35.00	35.00	40.00
Lime.....	Kg	1.50	.82	-	.99	1.17	1.00	1.03	-	1.06	.99
Nail (7cm - 12cm).....	Kg	7.50	6.92	7.00	7.00	6.67	6.50	6.73	7.33	7.67	8.00
Nail With Cape.....	Kg	9.00	9.83	10.00	10.00	10.17	10.00	9.83	10.33	11.33	12.00
Corrugated Iron Sheet (.2mm).....	No	43.00	32.17	24.00	-	-	32.50	24.00	24.75	41.00	26.00
Wood for House Construction('Atana')..	No	4.17	2.25	-	2.33	-	5.33	4.33	-	-	-
Wall Paints-Super (Fluid) Normal.....	4Kg	55.00	58.00	-	58.00	-	55.50	-	56.50	57.00	58.67
Wall Paints-Super (Fluid) Plastic....	4Kg	85.00	88.00	-	-	-	87.50	86.67	-	87.33	88.00
Coarse Aggregate Gravel.....	Meter Cube	-	-	-	-	-	-	88.85	-	-	-
Hollow Concrete Block(20x20x40 cm Cube)No	-	-	2.00	2.50	-	-	2.20	2.00	-	2.40	-
Bricks (25cm x 12cm x 6cm).....	No	-	1.30	-	-	-	1.28	-	-	1.15	-
Floor Board 4m Length.....	No	-	25.33	-	-	-	-	-	-	25.33	-
Iron Pipe 6mt. (1/2 inch Wide) Local..	No	59.00	74.33	38.00	-	-	-	66.00	-	41.00	-
Chipwood (125cm x 250cm x 8mm).....	No	85.00	89.33	-	-	-	-	83.67	-	-	-
Sand.....	Meter Cube	56.25	-	42.22	-	-	12.50	-	-	83.75	-
Gutter N° 32.....	Meter	-	-	14.50	-	-	18.33	-	-	-	20.00
Window Glass (50cm x 50cm x 3mm).....	No	-	40.00	-	-	-	12.25	-	-	13.00	17.00
Water Tanker (1meter cube).....	No	-	-	-	-	-	600.00	-	-	-	800.00
Stone for House Construction..	Meter Cube	31.25	-	31.25	-	-	10.00	-	-	32.50	-
Mega Paints.....	4Kg	55.00	59.67	58.00	-	-	55.50	55.00	-	-	58.67
Tseday Paints.....	4Kg	-	-	-	-	-	-	-	-	-	-
"Yewellel Nitaf"(Tile).....	No	-	-	-	-	-	-	-	-	-	-

WATER

Water.....	Meter Cube	8.83	7.17	5.67	5.92	-	5.42	5.83	-	10.50	10.83
------------	------------	------	------	------	------	---	------	------	---	-------	-------

Table 2 Group 7 :- (Cont'd) Average Retail Price of Goods and Services by Region and Selected Market Places

 June
Sene 2002
1994

ITEM	UNIT	R E G I O N A N D M A R K E T P L A C E S								
		S N N P								
		Welikite	Butajira	Hosahna	Shone	Doyugena	Alaba	Awasa	Hagere-Selam	Dilla

PRICE IN BIRR

FUEL AND POWER

Fire Wood.....	Meter Cube	-	45.71	63.28	-	11.93	53.97	40.67	51.53	-	-
Charcoal.....	Kg	.75	.94	.70	.62	1.00	.78	.97	1.09	.86	1.02
Dung Cake.....	Kg	-	-	-	-	-	-	-	-	-	-
Kerosine.....	Lt	2.06	2.03	2.15	2.10	2.64	2.06	2.05	3.41	1.88	2.20
Diesel.....	Lt	2.68	2.65	2.73	2.70	3.40	2.68	2.67	-	2.70	2.72
Electric.....	K.Watt	.27	-	.27	-	-	-	-	-	.27	.35
Matches.....	Box	.20	.20	-	.20	.20	.20	.20	.20	.20	.20
Candles.....	No	1.00	.75	.50	.93	1.00	1.00	1.00	.80	1.00	1.00
Buthane Gas (Shell).....	12.5 Kg	-	-	-	-	-	-	-	-	-	-
Eveready Drycell.....	No	1.75	2.00	1.63	1.48	-	-	2.00	-	1.88	1.50

FURNITURE, FURNISHING, HOUSEHOLD EQUIPMENT AND OPERATION
CHAIRS, TABLES, ETC.

Table Wanza (Machine made) Varnished..	No	200.00	126.67	240.00	133.33	-	-	213.33	143.33	250.00	256.67
Table Wanza (Hand made) Not Varnished..	No	-	-	180.00	-	65.00	80.00	140.00	-	-	-
Chairs Wanza (Machine Made) Varnished..	No	-	-	-	-	-	-	-	-	-	-
Chairs Wanza (Hand Made) Varnished....	No	-	-	37.00	-	-	-	-	-	-	-
Cupboard Wanza (2 doors) Varnished....	No	773.33	1166.67	783.33	-	-	28.00	26.00	-	-	-
Double Bed Wanza (120cm) Varnished....	No	333.33	460.00	366.67	333.33	-	1200.00	1083.33	-	1800.00	1166.67
Sofas (Complete).....	No	-	2500.00	2600.00	-	-	300.00	380.00	333.33	433.33	350.00
Book Shelves Wanza (3 Shelves) no Door	No	-	266.67	193.33	-	-	2600.00	3233.33	-	3000.00	3000.00
Chest of Drawer	No	356.67	-	466.67	-	-	-	233.33	-	250.00	250.00
							350.00	650.00	-	466.67	650.00

FURNISHINGS & REPAIRS

Bed Sheet (Non-Patterned Bahir Dar)											
1.90m x 2.50m.....	Pair	46.33	47.33	48.67	48.33	42.00	48.33	50.00	39.33	-	50.00

Table 2 Group 7 :-(Cont'd) Average Retail Price of Goods and Services by Region and Selected Market Places

June
Sene 2002
1994

ITEM	UNIT	R E G I O N A N D M A R K E T P L A C E S									
		S N N P									
		Welikite	Butajira	Hosahna	Shone	Doyugena	Alaba	Awasa	Hagere-Selam	Dilla	Yirega- chefie
P R I C E I N B I R R											
Bed Sheet(Patterned Kombolcha)											
1.90m x 2.50m.....	Pair	55.00	59.33	-	60.00	-	87.67	-	-	75.00	60.00
Bed Cover(Patterned Kombolcha).....	No	65.00	-	-	-	61.00	-	-	-	65.00	-
Blanket Woolen(Debre B.)160cm x 220cm.....	No	88.33	88.33	75.00	80.00	125.00	81.67	77.67	-	85.00	80.00
Mattress-Sponge (A.A Foam) 120cm.....	No	300.00	298.33	320.00	290.00	-	315.00	303.33	-	315.00	295.00
Towel-Local (Kombolcha).....	No	12.00	11.33	10.00	8.67	-	-	10.00	-	12.33	8.00
EARTHEN WARE											
Water Pot.....	No	3.25	3.75	3.33	2.17	2.27	1.67	5.50	2.25	3.00	3.00
'Jebena' Medium Size.....	No	2.08	2.67	1.73	2.00	1.35	3.00	3.00	1.08	1.83	2.17
'Mitad' (Griddle of Clay).....	No	6.00	9.50	7.17	3.17	6.00	10.00	8.00	5.00	4.33	9.17
Local Stove '(Lakech).....	No	5.50	7.83	1.93	6.67	-	5.17	6.67	6.83	5.00	2.50
Cup for Coffee (China).....	No	1.25	1.00	.80	1.00	1.00	1.00	1.00	1.25	1.00	1.08
Plate Clay (imported).....	No	5.00	3.92	5.00	4.50	3.83	3.83	3.83	4.33	5.33	4.08
STRAW, BAMBOO AND OTHERS											
'Sefed'.....	No	8.25	3.67	6.33	7.33	7.00	3.33	6.67	-	4.67	9.00
Sack 100Kg Capacity.....	No	-	5.00	6.25	-	-	-	6.33	-	5.00	-
METAL WARE											
Cooking Pan Medium (Local).....	No	24.67	32.33	25.67	16.67	40.67	25.67	26.00	29.33	30.33	28.00
Tray (Nickel) Medium N° 45 Local.....	No	15.00	11.50	-	-	15.00	17.17	-	-	-	-
Electric 'Mitad' Aluminium.....	No	-	-	-	-	-	-	383.33	-	442.50	-
Gas Stove (Kerosine) China.....	No	40.00	38.33	40.00	41.00	-	40.67	40.00	43.33	35.00	42.33
Refregrator.....	No	-	-	-	-	-	-	-	-	-	-

Table 2 Group 7 :-(Cont'd) Average Retail Price of Goods and Services by Region and Selected Market Places

June
Sene 2002
1994

ITEM	UNIT	R E G I O N A N D M A R K E T P L A C E S									
		S N N P									
		Welikite	Butajira	Hosahna	Shone	Doyugena	Alaba	Awasa	Hagere-Selam	Dilla	Yirega-chefie
P R I C E I N B I R R											
PLASTIC WARE (LOCAL MADE)											
Jerrycan (20 Litres).....	No	23.00	18.50	-	22.00	20.67	-	24.67	-	19.67	25.00
Bucket (20 Litres).....	No	17.00	15.83	16.00	16.83	15.00	15.67	15.83	17.83	16.33	16.83
GLASS WARE											
Glass for Tea (Durablex).....	No	3.00	3.42	2.00	3.08	2.50	3.00	3.00	-	-	3.50
OTHER HOUSEHOLD EQUIPMENT											
Kerosine Lamp.....	No	23.00	25.83	25.33	25.00	23.00	-	17.33	15.00	19.33	16.67
'Kuraz' Small Local Kerosine Lamp.....	No	1.00	1.92	1.57	1.00	1.00	1.00	.92	.75	1.00	1.00
Flash Light.....	No	6.25	5.67	6.17	5.67	6.83	6.17	6.50	6.67	4.00	6.50
Electric Bulb Philips(40/60 Watt).....	No	2.50	2.00	2.00	2.00	2.00	2.50	2.08	2.33	2.77	2.33
HOUSEHOLD OPERATION											
Hard Soap (Local).....	200gm	1.47	1.33	1.47	1.93	2.00	1.43	2.00	2.10	2.00	2.00
Hard Soap (Imported).....	200gm	2.40	2.00	2.49	2.24	3.00	2.20	-	-	2.00	2.50
Detergent (Omo).....	50gm	1.00	-	1.43	1.67	1.00	-	1.20	1.00	1.00	.81
Incense.....	Kg	8.00	5.33	5.00	4.00	5.00	8.17	6.25	10.00	-	6.00
Sandal Wood.....	No	.25	.20	.25	.25	.25	.20	.25	.20	.25	.10
Toilet Paper (Mamko).....	Roll	3.00	3.00	3.00	3.00	3.00	3.00	3.00	2.83	3.00	3.00
DRY CLEANING											
Dry Cleaning (Suit Men).....	No	17.00	-	11.00	-	-	14.00	14.00	-	12.00	-

Table 2 Group 7 :-(Cont'd) Average Retail Price of Goods and Services by Region and Selected Market Places

June
Sene 2002
1994

ITEM	UNIT	R E G I O N A N D M A R K E T P L A C E S									
		S N N P									
		Welikite	Butajira	Hosahna	Shone	Doyugena	Alaba	Awasa	Hagere-Selam	Dilla	Yirega-chefie
P R I C E I N B I R R											
DOMESTIC SERVICE											
Maid Servant.....	Month	30.00	40.00	20.00	21.67	25.00	28.33	50.00	63.33	56.67	-
Unskilled Service (Daily Laborer)....	Day	6.00	6.33	5.00	5.00	7.00	6.00	6.33	-	7.00	7.00
Salary for Guard	Month	56.67	56.67	-	60.00	60.00	53.33	93.33	80.00	91.67	-
MEDICAL CARE											
Ampicillin(250 mg) Local.....	56 Caps	17.00	15.08	14.93	17.67	19.17	22.40	-	17.00	17.00	14.00
Dichlorophine(500 mg) Local.....	6 Pills	-	1.30	-	-	1.33	-	-	-	-	-
Tetracycline(250mg) Local.....	56 Caps	11.20	9.08	8.47	8.67	8.33	10.58	10.50	11.00	9.73	9.67
Penicillin Injection(4 Mu. Local). Bottle		4.00	3.57	3.33	4.17	3.50	3.67	4.00	4.10	3.67	3.83
Chloramphenicol(250mg) Local.....	56 Caps	14.00	12.68	13.33	-	-	14.00	13.00	-	14.00	17.00
Dipron(500mg) Local.....	20 Pills	-	-	-	-	1.58	-	-	-	-	-
Cough Syrup (Berantine) Local.....	125cc	10.00	6.28	6.67	-	10.00	8.17	8.00	7.00	8.17	9.00
Bactrim(480mg) Local.....	30 Pills	8.00	4.30	6.00	-	8.83	5.00	7.00	4.00	9.00	-
Vermox(100mg) Local.....	12 Pills	4.00	1.20	-	3.00	3.00	-	2.75	2.00	3.00	-
Mezel(250mg) Local.....	30 Caps	6.00	3.82	4.83	4.76	7.33	5.67	5.17	4.00	4.92	4.33
Asprin (300 mg) Local.....	20 Pills	2.00	.88	2.00	1.33	1.00	2.00	2.00	2.00	2.00	1.17
OTHER MEDICAL EXPENSES											
Doctor's Fee (Government).....	per visit	2.00	2.00	3.00	1.00	-	1.00	2.00	1.00	2.00	2.00
Doctor's Fee (Private).....	per visit	10.00	5.00	8.33	5.00	-	6.33	10.00	-	10.00	-
Injection (Service Charge).....	Once	1.00	2.33	1.00	-	.50	1.00	1.00	-	1.00	-
Labratory Test Fee (Private).....	Once	6.75	3.00	4.00	5.00	-	3.67	4.00	-	3.50	5.00
Bed Charge (gov.).....	per day	-	4.00	6.00	-	-	-	-	-	3.33	3.00

Table 2 Group 7 :-(Cont'd) Average Retail Price of Goods and Services by Region and Selected Market Places

		R E G I O N A N D M A R K E T P L A C E S									
ITEM	UNIT	S N N P									
		Welikite	Butajira	Hosahna	Shone	Doyugena	Alaba	Awasa	Hagere-Selam	Dilla	Yiregachefle
P R I C E I N B I R R											
TRANSPORT AND COMMUNICATION											
TRANSPORT											
Benzene.....	Lt	4.36	4.33	4.41	4.40	-	4.36	4.35	6.00	4.12	4.40
Motor Oil (Mobil).....	Lt	19.50	18.98	19.83	19.75	-	19.17	19.48	-	18.75	19.00
Car Washing and Greasing.....	No	-	32.50	26.67	-	-	30.00	21.67	-	25.00	-
Bus Fare (per km).....	Tarif	-	.11	.15	-	-	-	.92	-	.16	.09
Bus Fare (within Town)	Trip	-	-	-	-	-	-	-	-	-	-
Taxi Fare	Trip	.60	-	-	-	-	-	.75	-	1.00	-
Air Plane (To Addis Ababa)	Trip	-	-	-	-	-	-	-	-	-	-
Animal Transport fare.....	Trip	-	-	-	-	5.33	-	-	4.33	-	-
Cart Fare.....	Trip	.60	.75	3.00	-	-	.50	1.00	-	1.00	-
Train Fare	Trip	-	-	-	-	-	-	-	-	-	-
Service Charge (Motor oil change)...	Once	-	-	-	-	-	-	-	-	-	-
COMMUNICATION											
Telephone Charge (with town).....	Period	.20	-	-	.60	-	-	.20	-	.70	.70
Telephone Charge to Addis Ababa....	Period	1.60	1.75	2.30	2.70	-	2.75	2.30	2.70	2.65	2.70
Telephone Line Installation Charge..	Once	355.00	355.75	355.75	355.75	-	355.75	355.75	-	326.00	337.50
ENTERTAINMENT AND EDUCATION											
EQUIPMENT AND ACCESSORIES											
T.V. Set Philips 21 inch(Colored)....	No	-	-	3800.00	-	-	-	3269.67	-	3700.00	-
Cassette Recorded Original(Local Music)No		12.00	12.00	11.00	-	-	13.00	13.00	11.00	12.00	12.00
Radio Set Philips 3 Band.....	No	-	116.67	110.00	-	-	160.00	154.83	-	161.67	166.67
Tape Recorder National (2 Speaker)....	No	-	385.00	280.00	-	-	285.00	480.67	-	-	256.67
Expense for Photograph(Passport size)4Pho		3.00	3.00	5.33	-	3.00	3.00	4.00	4.00	3.00	3.67

Table 2 Group 7 :-(Cont'd) Average Retail Price of Goods and Services by Region and Selected Market Places

June 2002
Sene 1994

ITEM	UNIT	R E G I O N A N D M A R K E T P L A C E S									
		S N N P									
		Welikite	Butajira	Hosahna	Shone	Doyugena	Alaba	Awasa	Hagere-Selam	Dilla	Yiregachefie
		P R I C E I N B I R R									
Newspaper (Addis Zemen).....	No	.50	.50	.50	-	-	.50	.50	-	.50	-
Theater Entrance Fee	Once	-	-	-	-	-	-	-	-	-	-
EDUCATION											
Exercise Book (50 Leaves) Local.....	No	1.80	1.75	2.00	1.83	2.00	-	1.82	2.00	2.00	2.00
Pencil (China).....	No	.20	.25	.25	.25	.25	.20	.25	.23	.25	.25
Ball Point-Bic England.....	No	1.10	1.00	1.10	1.00	1.10	1.03	1.00	1.10	1.00	1.07
Day School Fee-Public(Grade 7 & 8)..	Month	-	-	-	-	-	-	-	-	-	-
Day School Fee-Private(Grade 9-12)..	Month	-	-	-	-	-	82.50	-	-	-	-
Night School Fee-Government(Gr.9-12)	Month	17.00	23.00	-	22.50	-	25.00	17.00	-	-	-
School Uniform Fee	No	-	56.00	-	-	-	-	-	-	65.00	-
Night School Fee-Private(Grade9-12)..	Month	-	-	-	-	-	-	-	-	-	-
PERSONAL CARE AND EFFECTS											
PERSONAL CARE											
Lux Toilet Soap.....	90gm	-	2.25	2.25	2.25	2.25	-	2.21	2.00	-	2.25
Blade-TOPAZ.....	No	.25	.20	.25	.20	.20	.20	.28	.20	.25	.23
Hair Dressing (Traditional).....	No	2.00	.92	4.33	5.00	2.00	3.17	4.67	2.83	5.00	-
Hair Dressing (Modern).....	No	8.00	7.00	8.67	7.00	10.00	10.00	8.00	8.00	8.00	6.00
Barbery (Mens Hair Cut).....	No	3.00	3.00	3.00	3.00	2.00	4.33	4.00	2.00	3.00	3.00
Paraffin Hair Oil.....	330cc	8.80	7.00	8.00	-	8.50	7.83	7.50	8.00	8.00	8.00
Zenith Hair Oil.....	330cc	8.03	-	8.00	-	8.50	7.67	8.00	8.00	8.00	8.00
Shaving Machine (medium)	No	-	20.33	-	-	-	-	-	-	-	-
Perfume	CC	25.58	21.67	29.67	24.33	-	24.67	25.67	-	23.33	-
PERSONAL EFFECTS											
Umbrella-Men Medium (Local).....	No	25.00	25.00	26.00	21.00	23.00	20.67	-	21.33	27.00	20.00

Table 2 Group 7 :- (Cont'd) Average Retail Price of Goods and Services by Region and Selected Market Places

June
Sene 2002
1994

ITEM	UNIT	R E G I O N . A N D M A R K E T P L A C E S									
		S N N P									
		Welikite	Butajira	Hosahna	Shone	Doyugena	Alaba	Awasa	Hagere-Selam	Dilla	Yirega-chefie
		P R I C E I N B I R R									
Umbrella-Women Medium (Imported)..... No	20.00	20.67	24.33	20.00	25.00	31.67	19.33	19.67	22.33	20.00	
Hand Bag (Imported Synthetic)..... No	-	-	-	-	-	-	116.67	-	-	-	
Belt (Local) Machine Made..... No	9.00	6.83	-	-	7.92	20.67	10.00	-	-	8.67	
Belt (Local) Hand Made..... No	-	-	-	-	-	-	-	5.67	-	-	
JEWELLERY											
Seiko-21 Jewels Automatic (Men)..... No	-	200.00	-	-	-	-	465.00	-	-	-	
Seiko-21 Jewels Automatic (Women)..... No	-	221.67	-	-	-	-	450.00	-	-	-	
Earrings (4gm 18 carat Local)..... Pair	280.00	300.00	340.00	-	-	350.00	340.00	-	360.00	-	
Neck Laces (6gm 21 carat Imported).... No	570.00	-	-	-	-	-	600.00	-	-	-	
Rings (4gm 18 carat Local)..... No	340.00	300.00	340.00	-	-	350.00	340.00	-	360.00	-	
Bracelet 20gm (18 carat Local)..... No	-	-	-	-	-	-	1700.00	-	1800.00	-	
LIVESTOCK AND DRAUGHT ANIMALS											
LIVESTOCK											
Sheep (10-15Kg)..... No	67.67	50.00	78.33	53.33	70.00	55.00	86.67	101.67	-	63.33	
Goat (10-15Kg)..... No	70.33	45.00	67.67	41.67	51.00	31.67	61.67	81.67	-	47.50	
Heifer (2-4 Years)..... No	322.67	433.33	143.00	286.67	233.33	153.33	333.33	230.00	-	346.67	
Cow (4 Years and Above)..... No	527.67	621.67	400.00	500.00	383.33	176.67	556.67	333.33	-	316.67	
Bull (2-4 Years)..... No	385.67	518.33	391.67	283.33	218.33	170.00	426.67	193.33	-	293.33	
Ox (4 Years and Above)..... No	930.67	848.33	392.93	600.00	533.33	380.00	816.67	666.67	-	513.33	
Hen (Indigenous)..... No	5.77	8.33	5.50	4.33	4.83	8.17	8.33	6.33	6.67	6.00	
Cock (Indigenous)..... No	8.50	11.17	10.00	6.33	8.33	12.33	13.33	12.00	8.67	10.33	
DRAUGHT ANIMALS											
Donkey..... No	-	208.75	263.33	-	176.67	323.33	-	-	-	-	
Horse..... No	-	386.67	376.67	-	256.67	626.67	516.67	406.67	-	-	

Table 2 Group 7 :- (Cont'd) Average Retail Price of Goods and Services by Region and Selected Market Places

June 2002
Sene 1994

ITEM	UNIT	R E G I O N A N D M A R K E T P L A C E S									
		S N N P									
		Welikite	Butajira	Hosahna	Shone	Doyugena	Alaba	Awasa	Hagere-Selam	Dilla	Yirega-chefie
Mule.....	No	-	-	-	-	-	903.33	-	700.00	-	-
P R I C E I N B I R R											
		-	763.33	-	-	-	-	-	-	-	-
FARM EQUIPMENT (INDUSTRIAL PRODUCT)											
Sickel.....	No	17.33	14.50	-	17.00	16.67	17.25	16.33	10.00	7.33	6.50
Pick Axe ('Doma').....	No	18.67	14.67	-	-	-	20.00	18.00	-	23.00	-
'Gejera'.....	No	17.00	-	-	15.00	-	14.00	17.67	-	-	-
FARM EQUIPMENT (HAND MADE)											
'Mofer'.....	No	13.67	8.50	11.67	-	9.67	-	-	-	-	-
'Kember'.....	No	-	4.67	6.00	3.17	7.00	7.17	-	-	-	-
'Digr'.....	No	3.00	1.21	-	2.17	-	2.17	-	-	-	-
Plough.....	No	11.00	6.33	-	6.17	8.33	7.50	-	9.00	-	-
Sickel.....	No	2.00	1.92	-	1.67	1.10	2.17	-	5.33	-	-
'Wegel'.....	No	2.00	-	-	-	2.50	3.00	-	3.00	-	-
'Erfe'.....	No	1.83	1.83	-	-	-	-	-	-	-	-
MISCELLANEOUS GOODS AND SERVICES											
coffin (Medium Quality).....	No	-	70.00	-	-	-	140.00	-	-	183.33	153.33
Charge for Money order.....	Once	11.03	-	-	-	-	2.65	11.04	-	11.52	-
Charge for Visa (for person).....	No	-	-	-	-	-	-	-	-	-	-

296

Group 8

Market Places

(Welayita Sodo, Bodite, Jinka, Dimeka, Masha, Tepi, Bonga,
Chana, Arba Minch, and Sawla.)

Market Places

Group 3

(Wetlyta Eukalypta, 1998) (Wetlyta Eukalypta, 1998)

1/10/19

1/10/19

Table 1 Group B :- Average Retail Price of Goods and Services by Region and Selected Market Places

May
Ginbot 2002
1994

ITEM	UNIT	R E G I O N A N D M A R K E T P L A C E S									
		S N N P									
		Welayita sodo	Bodit	Jinka	Dimeka	Masha	Tepi	Bonga	Chana	Arba- minch	Sawella

P R I C E I N B I R R

CEREALS UNMILLED

'Teff' White	Kg	1.80	1.80	1.48	2.40	2.28	2.13	1.85	1.61	-	1.32
'Teff' Mixed.....	Kg	1.65	1.65	1.27	-	1.72	1.60	1.35	1.54	-	1.25
'Teff' Black (Red).....	Kg	1.10	1.10	-	-	1.01	1.31	1.34	1.36	1.30	1.17
Wheat White.....	Kg	1.40	1.40	1.32	-	.87	1.25	.96	.89	1.31	1.19
Wheat Mixed.....	Kg	2.50	-	-	-	.85	1.09	.89	-	-	1.17
Wheat Black.....	Kg	-	-	1.33	-	.77	1.00	.86	.85	1.07	1.20
Barley White.....	Kg	-	-	1.24	-	1.17	1.27	1.39	.96	-	.80
Barley Mixed.....	Kg	1.02	1.02	1.11	-	.64	-	1.04	.93	.85	.94
Barley Black.....	Kg	1.02	1.02	1.17	-	.55	1.52	1.18	.91	-	.92
Barley for Beer.....	Kg	-	-	-	-	-	-	-	-	-	-
Maize.....	Kg	.70	.70	.65	.97	.43	.67	.75	.81	.76	.52
Durrah.....	Kg	-	-	.74	-	-	-	.83	-	.50	.34
Sorghum Yellow.....	Kg	-	-	-	-	-	-	-	-	1.07	.71
Sorghum White.....	Kg	.95	.95	.59	.97	.99	.74	.92	.82	.47	-
Sorghum Red.....	Kg	.78	.78	.54	.94	.56	.64	.69	.61	.98	.71
African Millet.....	Kg	-	-	.67	-	-	.80	.83	.91	-	-
Rice.....	Kg	-	-	5.00	6.00	5.00	4.83	-	5.00	4.25	5.00
Oats.....	Kg	-	-	-	-	-	-	-	-	2.50	-
Hulled Barley.....	Kg	-	-	.80	-	1.29	1.50	-	1.15	-	1.48

CEREALS MILLED

'Teff' White.....	Kg	-	-	-	-	-	-	-	-	-	-
'Teff' Mixed.....	Kg	-	-	-	-	-	-	-	-	-	-
'Teff' Black (Red).....	Kg	-	-	-	-	-	-	-	-	-	-
Wheat White.....	Kg	-	-	-	-	-	-	-	-	-	-
Wheat Mixed.....	Kg	-	-	-	-	-	-	-	-	-	-
Barley White.....	Kg	-	-	-	-	4.00	4.67	-	-	-	-

Table 1 Group 8 :-(Cont'd) Average Retail Price of Goods and Services by Region and Selected Market Places

May
Ginbot 2002
1994

		R E G I O N A N D M A R K E T P L A C E S									
ITEM	UNIT	S N N P									
		Welayita sodo	Bodit	Jinka	Dimeka	Masha	Tepi	Bonga	Chana	Arba- minch	Sawella
		P R I C E I N B I R R									
Barley Mixed.....	Kg	-	-	-	-	-	-	-	-	-	-
Maize.....	Kg	.91	.91	-	-	-	-	-	-	1.06	.95
Oats.....	Kg	-	-	5.00	4.00	4.50	5.00	3.83	5.00	3.00	-
Sorghum.....	Kg	-	-	-	-	-	-	-	-	-	-
Durrah.....	Kg	-	-	-	-	-	-	-	-	-	-
'Furno Duket' Locally Processed..	Kg	2.50	2.50	2.50	4.00	3.00	2.50	3.00	2.50	2.50	3.00
PULSES UNMILLED											
Horse Beans.....	Kg	1.22	1.22	1.31	-	.99	1.20	1.16	1.04	1.64	.89
Peas White.....	Kg	1.81	1.81	1.39	1.28	1.13	1.47	-	1.04	-	-
Peas Black.....	Kg	-	-	1.53	-	.81	1.13	1.16	-	-	1.33
Peas Mixed.....	Kg	1.59	1.59	-	-	.84	1.22	1.16	1.08	1.57	1.28
Soya Beans.....	Kg	-	-	-	-	-	-	-	-	-	-
Chick Peas.....	Kg	-	1.97	3.50	3.00	2.33	2.42	3.00	-	1.67	1.76
Lentils.....	Kg	2.50	2.50	4.00	-	2.92	2.75	3.17	2.50	2.00	3.30
Haricot Beans.....	Kg	1.46	1.46	1.23	-	-	.87	-	.86	1.23	-
Lima Beans.....	Kg	-	-	1.37	1.25	-	1.10	1.34	.85	-	1.04
Vetch.....	Kg	.82	.82	-	-	-	1.06	-	-	1.00	-
Fenugreek.....	Kg	4.00	4.00	4.83	5.67	4.00	4.00	4.83	3.75	4.00	4.33
PULSES MILLED OR SPLIT											
Horse Beans Milled.....	Kg	-	-	-	-	-	3.25	-	3.00	-	3.34
Peas Milled.....	Kg	-	-	3.67	5.00	4.00	4.50	3.17	3.00	3.00	-
Chick Peas Milled.....	Kg	-	-	-	-	-	-	-	-	-	-
Mixed Pulses Milled.....	Kg	3.00	3.00	-	-	2.63	2.83	-	-	3.93	-
Vetch Milled.....	Kg	-	-	-	-	-	2.84	-	-	2.00	-
Peas Split.....	Kg	3.42	3.42	4.00	4.83	3.67	2.92	3.33	4.00	3.00	4.33
Peas Split(Roasted).....	Kg	-	-	-	-	-	-	-	-	2.75	-

Table 1 Group 8 :- (Cont'd) Average Retail Price of Goods and Services by Region and Selected Market Places

May
Ginbot 2002
1994

ITEM	UNIT	R E G I O N A N D M A R K E T P L A C E S									
		S N N P									
		Welayita sodo	Bodit	Jinka	Dimeka	Masha	Tepi	Bonga	Chana	Arba- minch	Sawella
P R I C E I N B I R R											
Horse Beans Split(Roasted).....	Kg	-	-	-	-	-	-	-	-	-	-
Lentils Split.....	Kg	3.50	3.50	4.00	-	3.50	3.42	4.00	4.00	3.25	4.00
Vetch Split(Roasted).....	Kg	-	-	-	-	-	-	-	-	-	-
Chick Peas Split(Roasted).....	Kg	-	-	-	-	-	-	-	-	-	-
Fenugreek Milled.....	Kg	-	-	5.00	10.00	10.00	10.00	10.33	7.50	6.50	8.00
OIL SEEDS											
Niger Seed.....	Kg	4.00	4.00	4.50	-	4.00	3.17	3.83	-	3.00	-
Linseed White.....	Kg	-	-	-	-	-	-	-	-	-	-
Linseed Black.....	Kg	3.83	3.83	5.00	-	3.08	3.00	3.00	2.00	2.50	3.91
Sesame Seed.....	Kg	-	-	-	-	4.59	3.00	4.17	3.00	3.00	1.80
Sunflower.....	Kg	-	2.50	1.45	-	-	3.83	3.33	-	3.00	-
Castor Beans.....	Kg	-	-	1.26	-	-	-	-	1.34	-	-
Rape Seed.....	Kg	2.50	2.50	2.16	-	2.44	2.17	2.83	2.00	2.00	1.62
Ground Nut Shelled.....	Kg	-	-	-	-	6.00	4.00	-	-	4.50	3.60
PREPARED CEREAL PRODUCTS											
Spaghetti (Local) Without Egg....	Kg	7.00	7.00	5.00	-	5.00	5.00	5.00	5.00	6.50	7.00
Pastini.....	Kg	-	-	-	-	-	8.00	9.00	-	8.00	-
Macaroni (Local) Without Egg....	Kg	5.00	5.00	5.00	-	5.00	5.00	5.17	5.17	5.00	5.33
'Fafa' Flour.....	kg	-	-	4.00	-	-	-	8.50	-	8.00	-
'Dube' Flour.....	kg	-	-	-	-	-	-	-	-	5.67	-
BREAD AND OTHER PREPARED FOODS											
'Enjera' ('Teff' Mixed).....	325gm	.34	.34	.49	.80	.38	.60	.31	.33	.40	.39
'Dabo' (Traditional Ambasha)..	350gm	.40	.40	2.07	-	.30	.55	-	-	.42	-
'Dabo' (Traditional Sheleto)..	350gm	-	-	-	-	.21	-	.53	-	-	.30

Table 1 Group B :- (Cont'd) Average Retail Price of Goods and Services by Region and Selected Market Places

May
Ginbot 2002
1994

ITEM	UNIT	R E G I O N A N D M A R K E T P L A C E S									
		S N N P									
		Welayita sodo	Bodit	Jinka	Dimeka	Masha	Tepi	Bonga	Chana	Arba- minch	Sawella
P R I C E I N B I R R											
Bread Wheat (Bakery).....	350gm	.18	.18	1.01	1.17	.94	1.09	1.00	1.16	.85	.49
Biscuits	150gm	-	-	-	-	2.25	2.42	2.96	-	2.73	2.00
MEAT											
Beef	Kg	16.00	16.00	14.00	-	10.00	14.00	12.00	10.00	14.00	10.00
Camel Meat	Kg	-	-	-	-	-	-	-	-	-	-
FISH AND FISH PRODUCTS											
Fish Fresh.....	Kg	-	-	-	-	-	-	-	-	2.84	-
Sardines (Imported).....	125gm	-	-	-	-	-	6.67	-	-	6.83	4.50
DIARY PRODUCTS AND EGG											
Cow Milk (Unpasteurized).....	Lt	2.00	2.00	-	4.48	2.51	2.22	2.22	1.67	3.03	1.84
Cow Milk (pasteurized).....	Lt	-	-	-	-	-	-	-	-	-	-
Camel Milk.....	Lt	-	-	-	-	-	-	-	-	-	-
Goat Milk.....	Lt	-	-	-	-	-	-	-	-	-	-
Powdered Milk (Edget).....	450gm	-	-	22.50	-	25.00	18.00	-	20.00	28.50	-
Yoghurt (Traditional).....	Lt	-	-	3.78	-	3.79	4.73	-	-	3.03	3.91
Cheese Cottage.....	Kg	1.95	1.95	6.76	-	3.11	3.13	3.31	5.82	3.29	2.51
Egg (Traditional).....	Dozen	4.00	4.00	4.27	2.40	4.00	3.81	3.62	2.69	3.62	3.00
OILS AND FATS											
Butter Unrefined.....	Kg	15.00	15.00	14.00	8.33	19.33	20.00	20.00	18.00	17.00	14.00
Cooking Oil (Imported).....	Lt	10.11	10.11	-	-	11.96	12.82	10.67	12.78	9.00	10.67
Cooking Oil (Local).....	Lt	8.00	8.00	9.00	10.00	7.83	7.50	7.67	7.83	10.00	-

Table 1 Group 8 :-(Cont'd) Average Retail Price of Goods and Services by Region and Selected Market Places

May
Ginbot2002
1994

ITEM	UNIT	R E G I O N A N D M A R K E T P L A C E S									
		S N N P									
		Welayita sodo	Bodit	Jinka	Dimeka	Masha	Tepi	Bonga	Chana	Arba- minch	Sawella

P R I C E I N B I R R

VEGETABLES AND FRUITS

VEGETABLES (FRESH)

Ethiopian Kale.....	Kg	.44	.44	.38	.75	.27	.28	.14	-	.49	.24
Cabbage.....	Kg	.98	.98	.28	-	-	1.15	.55	.54	1.72	1.21
Lettuce.....	Kg	-	-	-	-	-	-	-	-	-	-
Spinach.....	Kg	-	-	-	-	.38	-	-	-	-	-
Carrot.....	Kg	1.74	1.74	.76	-	-	1.31	1.54	1.14	1.47	1.72
Tomatoes.....	Kg	1.27	1.27	-	1.00	1.31	1.80	-	1.03	1.85	2.81
Onions.....	Kg	1.59	1.59	-	-	3.51	2.30	2.27	2.81	2.78	1.99
Garlics.....	Kg	-	-	12.39	-	8.67	6.87	8.19	9.14	6.27	8.37
Leaks.....	Kg	-	-	-	-	1.68	1.94	2.52	-	2.50	-
Pepper Green.....	Kg	1.09	1.09	3.34	2.06	2.12	2.27	1.23	1.39	1.73	1.31
Pumpkin.....	Kg	-	-	-	.27	.54	-	.24	.39	-	-
Green Peas.....	Kg	-	-	-	-	-	-	-	-	-	-
Beet Root.....	Kg	.63	.63	.40	-	.56	1.26	1.43	1.33	.98	.63
Cauliflower.....	Kg	-	-	-	-	-	-	-	-	-	-

FRUITS FRESH

Banana.....	Kg	.44	.44	.76	.53	1.10	.28	.88	.43	1.35	.99
Orange.....	Kg	-	-	1.23	-	.81	.76	.84	.60	-	-
Lemon.....	Kg	1.01	1.01	1.82	1.96	1.57	-	2.61	.87	.60	.42
Tangerine.....	Kg	-	-	-	-	-	-	-	-	-	-
Papaya.....	Kg	.46	.46	.38	.50	.30	.24	.40	.30	.61	.16
Grapes.....	Kg	-	-	-	-	-	-	-	-	-	-
Avocado.....	Kg	1.20	1.20	3.79	-	2.14	1.51	-	-	1.82	-
Mango.....	Kg	-	-	.64	-	.70	.38	.96	.46	1.71	1.35
Cactus.....	Kg	-	-	-	-	-	-	-	-	-	-

Table 1 Group B :-(Cont'd) Average Retail Price of Goods and Services by Region and Selected Market Places

May
Ginbot 2002
1994

ITEM	UNIT	R E G I O N A N D M A R K E T P L A C E S									
		S N N P									
		Welayita sodo	Bodit	Jinka	Dimeka	Masha	Tepi	Bonga	Chana	Arba- minch	Sawella
P R I C E I N B I R R											
SPICES											
Pepper Whole.....	Kg	4.97	4.97	7.50	-	3.50	2.83	3.33	4.00	5.00	4.11
Black Pepper(Local).....	Kg	-	-	-	-	-	-	-	-	-	-
Long Pepper(Local).....	Kg	-	-	-	-	-	9.00	-	-	-	12.00
White Cumin(Bishop's Weed)Local..	Kg	6.00	6.00	3.67	7.67	4.67	3.00	4.17	3.00	3.50	3.67
Black Cumin(Local).....	Kg	6.33	6.33	6.33	10.00	5.33	5.67	5.17	5.00	4.00	6.00
Ginger Dry(Local).....	Kg	-	-	2.00	-	-	-	-	-	-	-
Ginger Wet(Local).....	Kg	1.31	1.31	2.38	3.95	.72	-	1.37	1.25	.97	.82
Cloves(Imported).....	Kg	-	-	-	-	115.00	106.67	110.00	110.00	120.00	-
Cinnamon(Imported).....	Kg	-	-	-	-	30.00	25.00	-	40.00	27.00	21.67
Cardamon(Local).....	Kg	-	-	25.00	-	18.00	28.33	26.67	-	33.00	25.00
Tumeric Flour(Local).....	Kg	4.50	4.50	3.75	5.67	3.33	3.17	3.17	3.67	3.25	4.00
Chillies Whole.....	Kg	4.57	4.57	2.62	8.22	14.55	4.10	7.00	7.74	5.65	10.00
Basil Dry.....	Kg	-	-	-	-	-	6.50	7.33	6.00	9.00	11.57
POTATOES, OTHER TUBERS AND STEMS											
Potato.....	Kg	.75	.75	.75	-	.99	1.16	1.03	.94	.73	.96
Sweet Potato.....	Kg	.16	.16	.23	-	.64	-	.43	-	.25	.30
'Kocho' (Unprocessed).....	Kg	1.54	1.54	-	-	.75	.71	.82	1.08	2.12	.39
'Bula'.....	Kg	3.12	3.12	-	-	1.00	1.05	-	-	3.90	1.41
COFFEE, TEA, CHAT AND BUCK-THORN LEAVES											
Tea Leaves(Local).....	100gm	2.00	2.00	2.00	2.00	2.00	2.00	2.00	2.00	2.00	2.00
Coffee Whole.....	Kg	-	-	1.63	-	-	1.50	1.58	1.97	-	1.67
Coffee Beans.....	Kg	4.33	4.33	6.75	5.67	3.39	3.66	4.05	3.50	4.50	4.00
Coffee Leaves.....	Kg	-	-	-	-	.28	-	-	.81	1.45	-
Buck Thorn Leaves.....	Kg	4.17	4.17	2.56	-	1.06	1.88	1.07	1.19	1.49	1.88

Table 1 Group B :- (Cont'd) Average Retail Price of Goods and Services by Region and Selected Market Places

May
Ginbot 2002
1994

ITEM	UNIT	R E G I O N A N D M A R K E T P L A C E S									
		S N N P									
		Welayita sodo	Bodit	Jinka	Dimeka	Masha	Tepi	Bonga	Chana	Arba- minch	Sawella
P R I C E I N B I R R											
'Chat'.....	Kg	6.60	6.60	1.38	6.50	8.86	2.48	4.46	2.27	7.27	2.56
Malt-Barley.....	Kg	2.55	2.55	-	-	1.67	2.24	1.37	1.86	-	-
Malt-Wheat.....	Kg	2.47	2.47	-	-	-	-	-	-	-	-
OTHER FOOD ITEMS											
Salt.....	Kg	1.58	1.58	1.83	2.50	1.50	1.50	1.50	2.00	1.50	1.50
Sugar.....	Kg	4.50	4.50	4.90	5.33	5.00	5.00	4.83	5.00	4.50	5.00
Honey.....	Kg	-	-	-	6.00	3.50	5.17	7.50	10.00	7.33	7.00
Canned Tomato (Local).....	410gm	-	-	8.79	-	7.00	6.50	6.83	8.00	6.50	6.17
FOOD TAKEN AWAY FROM HOME											
Cup of Tea.....	No	.40	.40	.40	.30	.28	.47	.30	.28	.50	.50
Cup of Coffee.....	No	.70	.70	.60	.43	.50	.60	.50	.50	.80	.70
Cup of Milk.....	No	.93	.93	.60	-	.75	.75	.75	.50	1.00	1.00
'Key Wot Yebere'.....	One Meal	5.00	5.00	5.00	-	-	-	-	-	-	4.00
'Key Wot Yebeg/Yefyel'.....	One Meal	5.00	5.00	5.00	4.00	4.00	5.00	5.00	3.33	4.17	4.00
COST OF MILLING											
Cereals.....	100Kg	15.00	15.00	15.00	20.00	15.00	15.00	15.00	15.00	15.00	15.00
Pulses.....	100Kg	15.00	15.00	13.33	10.00	15.00	15.00	15.00	15.00	15.00	15.00
Pepper Whole.....	100Kg	75.00	75.00	100.00	-	87.50	100.00	91.67	100.00	50.00	200.00
BEVERAGES - NON ALCOHOLIC											
Ambo Mineral Water.....	500cc	2.00	2.00	2.50	3.00	2.50	2.50	2.50	2.50	2.00	2.00
Bure Mineral Water.....	500cc	-	-	-	-	-	-	-	-	-	-
Coca Cola/Fanta.....	300cc	2.00	2.00	2.50	3.00	2.50	2.50	2.00	2.00	2.00	2.00

Table 1 Group 8 :- (Cont'd) Average Retail Price of Goods and Services by Region and Selected Market Places

May
Ginbot 2002
1994

ITEM	UNIT	R E G I O N A N D M A R K E T P L A C E S									
		S N N P									
		Welayita sodo	Bodit	Jinka	Dimeka	Masha	Tepi	Bonga	Chana	Arba- minch	Sawella
P R I C E I N B I R R											
Pepsi Cola/Mirinda.....	300cc	2.00	2.00	2.50	3.00	2.50	2.50	2.00	2.00	2.00	2.00
BEVERAGES - ALCOHOLIC											
Araki (Local).....	900cc	24.27	24.27	31.01	30.34	30.00	29.00	31.67	28.67	29.32	29.66
Cognac (Local).....	900cc	-	-	-	-	-	31.33	-	28.67	30.34	-
Brandy (Local).....	900cc	-	-	-	-	-	29.00	-	28.67	27.30	-
Gin (Local).....	900cc	24.27	24.27	31.01	30.34	30.00	31.33	31.67	28.67	29.32	29.66
Saris Wine (Normal).....	750cc	5.42	5.42	12.64	8.33	8.33	5.42	11.33	7.09	5.34	6.67
'Katikalla'.....	Lt	3.89	3.86	5.62	8.24	6.47	5.32	7.17	4.44	4.00	5.26
Beer (Bedele).....	330cc	3.00	3.00	3.50	4.00	2.60	3.00	3.00	3.00	3.00	3.00
Beer (Harar).....	330cc	3.00	3.00	3.50	4.00	-	-	-	-	3.00	3.00
Beer (Meta Abo).....	330cc	3.00	3.00	-	-	-	3.50	3.00	-	3.00	3.00
'Tella'.....	Lt	.68	.68	1.16	-	1.11	.90	.86	.56	.50	.47
'Tej' (Mead).....	Lt	2.46	2.46	3.49	2.35	2.22	2.07	2.22	1.67	2.00	2.23
CIGARETTES AND TOBACCO											
CIGARETTES											
Nyala.....	Packet	4.00	4.00	4.00	5.00	4.00	4.00	4.00	4.00	4.00	4.00
Gissila.....	Packet	-	-	-	-	1.17	2.00	1.25	1.00	-	2.00
Rothmans.....	Packet	10.00	10.00	10.00	10.00	10.00	10.00	10.00	10.00	10.00	8.67
TOBACCO											
'Gaya'.....	Kg	15.13	15.13	-	-	8.32	-	-	2.64	6.67	16.67
CLOTHING AND FOOT WEAR											

Table 1 Group B :- (Cont'd) Average Retail Price of Goods and Services by Region and Selected Market Places

May
Ginbot 2002
1994

ITEM	UNIT	R E G I O N A N D M A R K E T P L A C E S								
		S N N P								
		Welayita sodo	Bodit	Jinka	Dimeka	Masha	Tepi	Bonga	Chana	Arba- minch

P R I C E I N B I R R

CLOTHING

Abujedid(Akaki/Bahir Dar)91cm. Meter	-	-	4.00	4.00	4.00	4.67	-	4.00	-	-
Abujedid(Komb./Arba Min.)150cm Meter	5.83	5.83	-	7.00	5.50	6.33	6.00	6.00	4.80	5.50
Khaki(S-10,000 Twil)110cm. Meter	-	-	-	-	-	-	-	-	15.50	-
Khaki(Akaki)91cm. Meter	-	-	-	-	-	-	-	-	-	-
Wool-England 100%. Meter	-	-	-	-	35.00	-	-	-	-	31.50
Tetron(Arba Minch). Meter	-	-	-	-	8.00	5.67	6.50	7.00	-	6.00
Poplin(Dire Dawa)105cm. Meter	-	-	8.00	-	8.00	5.67	6.50	7.00	11.00	11.67
Poplin(Komb./Arba Minch)150cm. Meter	10.67	10.67	15.00	-	12.00	11.00	11.67	12.00	10.50	10.00
Nylon(Mojo). Meter	7.67	7.67	12.00	-	10.00	11.67	9.67	10.00	-	-
Polyster(Arba Minch/Awasa). Meter	-	-	-	-	-	-	-	-	-	-
Jersi. Meter	-	-	-	-	-	6.00	-	1.68	3.20	2.38
Cotton. Kg	3.81	3.81	-	-	-	-	28.67	-	-	-
Hisufi. Meter	-	-	-	-	-	-	-	-	19.33	23.33
Kefay. Meter	18.33	18.33	-	-	-	-	-	-	-	-

COST OF TAILORING

Woolen Suit (Men). No	225.00	225.00	-	-	-	-	-	-	300.00	-
Khaki Suit (Men). No	55.00	55.00	39.33	-	-	-	-	-	41.67	46.67
Khaki Suit (Boys). No	27.50	27.50	26.00	-	-	-	-	-	28.33	25.00
Tateron Suit (Men). No	55.00	55.00	-	-	55.00	-	-	-	41.67	46.67
Tateron Suit (Boys). No	27.50	27.50	23.33	-	27.50	-	-	-	30.00	23.33

READY-MADE / FOR ADULTS

'Netela'. No	-	-	15.00	-	-	-	-	-	-	23.33
'Gabi'. No	61.67	61.67	39.67	-	72.50	50.00	-	70.00	56.67	46.00

Table 1 Group B :-(Cont'd) Average Retail Price of Goods and Services by Region and Selected Market Places

May
Ginbot 2002
1994

ITEM	UNIT	R E G I O N A N D M A R K E T P L A C E S									
		S N N P									
		Welayita sodo	Bodit	Jinka	Dimeka	Masha	Tepi	Bonga	Chana	Arba- minch	Sawella
P R I C E I N B I R R											
Shirts Long Sleeved (Local).....	No	20.67	20.67	40.00	-	32.50	-	32.50	25.00	-	20.00
Shirts Short Sleeved (Local).....	No	-	-	45.00	-	-	-	-	-	-	-
Shirts Long Sleeved (Imported)...	No	45.00	45.00	53.33	60.00	41.67	50.00	46.67	50.00	61.67	36.67
Shirts Short Sleeved (Imported)..	No	-	-	60.00	55.00	-	51.67	38.33	-	53.33	48.33
Socks (Cotton) Imported.....	Pair	5.17	5.17	7.00	-	8.00	-	5.25	7.00	7.67	-
Sweater (Local) Men.....	No	45.00	45.00	-	-	-	-	60.00	-	-	-
Sweater (Local) Women.....	No	37.50	37.50	-	-	-	-	-	35.00	-	-
Shash (Imported).....	No	8.33	8.33	-	-	-	9.67	11.33	13.00	10.67	6.67
Singlets (Local) White.....	No	9.00	9.00	10.00	-	10.00	9.67	12.00	-	11.33	9.67
Jeans Trouser.....	No	85.00	85.00	93.33	120.00	78.33	71.67	78.33	85.00	63.33	75.00
Woolen Suit.....	No	-	-	-	-	-	-	-	-	-	-
'Kemisna Netela'.....	No	140.00	140.00	190.00	-	120.00	115.00	190.00	120.00	-	-
Sweater-Men (Imported).....	No	105.00	105.00	90.00	-	91.67	76.67	-	80.00	85.00	-
Sweater-Women (Imported).....	No	105.00	105.00	82.50	-	46.67	36.67	45.00	45.00	80.00	43.33
Nylon Dress.....	No	-	-	-	-	-	-	-	40.00	-	-
Tetron Trouser.....	No	-	-	-	-	-	-	-	-	-	-
Leather Jacket.....	No	-	-	-	-	-	-	-	800.00	-	-
Under Wear China.....	No	12.00	12.00	-	16.50	14.00	-	-	-	11.67	14.67
Deriya	No	-	-	15.75	10.00	11.67	-	-	-	9.78	10.00
Polyester Suit.....	No	-	-	-	-	-	-	-	-	-	-
Khaki Short	No	-	-	-	-	-	-	-	-	-	-
T-Shirts	No	35.00	35.00	35.00	47.50	31.67	26.67	31.67	22.67	36.67	32.67
Jogging Suit(sport tuta)	No	-	-	90.00	-	86.67	71.67	78.33	-	88.33	-
Khaki Jacket	No	106.67	106.67	-	-	-	-	113.33	-	103.33	-
Geldem	No	-	-	14.50	15.50	-	16.33	17.00	10.00	14.33	13.33

Table 1 Group 8 :-(Cont'd) Average Retail Price of Goods and Services by Region and Selected Market Places

May
Ginbot 2002
1994

ITEM	UNIT	R E G I O N A N D M A R K E T P L A C E S									
		S N N P									
		Welayita sodo	Bodit	Jinka	Dimeka	Masha	Tepi	Bonga	Chana	Arba- minch	Sawella
P R I C E I N B I R R											
READY-MADE / FOR CHILDREN											
Sweater (Local) for Boys.....	No	8.00	8.00	-	-	23.00	10.67	-	15.00	-	-
Socks (Imported) Cotton.....	Pair	3.50	3.50	4.50	-	3.50	-	3.00	4.33	5.67	-
Jeans Trouser.....	No	-	-	-	120.00	-	-	93.33	35.00	65.00	-
Shirt Long Sleeved(Imported)Boys.	No	-	-	-	-	25.00	25.00	36.67	35.00	40.00	19.00
Sweater (England) for Girls.....	No	-	-	-	-	-	-	40.00	-	-	-
Short for Boys.....	No	-	-	-	-	-	-	-	-	-	-
Kemise(for childrenen)	No	-	-	37.50	-	63.33	36.67	48.33	37.67	38.33	-
FOOTWEAR (MEN AND WOMEN)											
Anbessa Leather Shoes Men(Local)Pair	-	-	85.00	-	98.33	71.67	70.00	70.00	81.67	-	-
Leather Shoes Men (Croft).....	Pair	111.67	111.67	133.33	-	-	113.33	116.67	130.00	93.33	140.00
Walking Shoes(imp.) Non-Leather	Pair	-	-	120.00	-	-	-	100.00	116.67	-	-
Canvas Shoes (Local) Men.....	Pair	-	-	-	-	-	21.33	-	26.67	-	-
Canvas Shoes (China) Men.....	Pair	-	-	25.33	-	-	24.33	25.00	25.00	24.67	-
Plastic Shoes (Local) Women....	Pair	9.00	9.00	10.67	-	8.67	9.33	8.33	8.50	10.00	8.67
Slippers Sponge Adult (China)..	Pair	-	-	8.00	-	-	8.67	10.00	-	10.67	-
Boots for Men Plastic (Local)..	Pair	-	-	-	-	46.67	44.00	43.33	47.50	-	-
Sendel Plastic Shoes (Imp.)....	Pair	-	-	-	-	-	-	-	-	-	-
Cost of Mending Shoes sole(Men).Pair	-	-	-	33.33	-	20.00	17.67	14.33	12.50	24.00	-

Table 1 Group 8 :- (Cont'd) Average Retail Price of Goods and Services by Region and Selected Market Places

May
Ginbot 2002
1994

ITEM	UNIT	R E G I O N A N D M A R K E T P L A C E S									
		S N N P									
		Welayita sodo	Bodite	Jinka	Dimeka	Masha	Tepi	Boniga	Chana	Arbam- minch	Sawella
		P R I C E I N B I R R									
CONSTRUCTION MATERIALS, WATER, AND FUEL AND POWER											
CONSTRUCTION MATERIALS											
Cement/Bag/(Local).....	50Kg	34.33	34.33	49.17	-	-	41.00	43.17	40.00	34.83	38.50
Lime.....	Kg	1.01	1.01	.87	-	-	-	1.21	-	1.00	-
Nail (7cm - 12cm).....	Kg	6.83	6.83	8.00	10.00	7.75	7.67	8.00	8.00	7.50	6.26
Nail With Cape.....	Kg	10.33	10.33	11.33	15.00	12.00	10.67	11.33	12.00	11.33	10.22
Corrugated Iron Sheet (.2mm).....	No	-	-	26.00	-	-	25.00	30.00	25.33	39.00	25.33
Wood for House Construction('Atana')..	No	-	-	-	-	1.67	3.33	-	1.75	-	4.33
Wall Paints-Super (Fluid) Normal.....	4Kg	-	-	58.00	-	-	58.67	60.00	60.00	57.00	60.00
Wall Paints-Super (Fluid) Plastic....	4Kg	-	-	-	-	-	90.00	93.50	-	88.00	-
Coarse Aggregate Gravel.....	Meter Cube	-	-	-	-	52.23	-	-	-	-	-
Hollow Concrete Block(20x20x40 cm Cube)No		-	-	3.50	-	-	-	-	-	3.20	2.50
Bricks (25cm x 12cm x 6cm).....	No	-	-	-	-	-	-	-	-	-	-
Floor Board 4m Length.....	No	-	-	-	-	-	-	.35	-	-	-
Iron Pipe 6mt. (1/2 inch Wide) Local..	No	49.00	49.00	70.00	-	-	-	-	-	24.50	-
Chipwood (125cm x 250cm x 8mm).....	No	-	-	120.00	-	-	55.00	58.33	-	65.67	45.00
Sand.....	Meter Cube	-	-	-	-	150.00	-	-	-	87.00	60.00
Gutter N ^o 32.....	Meter	-	-	22.50	-	-	-	27.50	-	-	-
Window Glass (50cm x 50cm x 3mm).....	No	-	-	-	-	-	-	-	-	-	-
Water Tanker (1meter cube).....	No	-	-	-	-	-	-	-	-	-	-
Stone for House Construction..	Meter Cube	-	-	-	-	-	-	-	-	-	-
Mega Paints.....	4Kg	-	-	58.00	-	-	-	-	-	31.88	13.33
Tseday Paints.....	4Kg	-	-	-	-	-	59.33	60.00	60.00	57.00	60.00
"Yewellel Nitaf"(Tile).....	No	-	-	-	-	-	-	-	-	58.00	60.00
WATER											
Water.....	Meter Cube	7.33	2.00	10.00	10.00	-	7.23	8.33	10.00	.83	5.67

Table 1 Group 8 :-(Cont'd) Average Retail Price of Goods and Services by Region and Selected Market Places

May
Ginbot 2002
1994

ITEM	UNIT	R E G I O N A N D M A R K E T P L A C E S									
		S N N P									
		Welayita sodo	Bodite	Jinka	Dimeka	Masha	Tepi	Boniga	Chana	Arbam- minch	Sawella
P R I C E I N B I R R											
FUEL AND POWER											
Fire Wood.....	Meter Cube	22.48	22.48	-	16.78	26.15	27.58	-	-	17.46	47.30
Charcoal.....	Kg	1.07	1.07	.68	-	1.30	.71	.82	1.40	.97	1.06
Dung Cake.....	Kg	-	-	-	-	-	-	-	-	-	-
Kerosine.....	Lt	2.09	2.09	2.67	4.00	2.75	2.24	2.18	3.00	2.15	2.40
Diesel.....	Lt	2.71	2.71	3.29	4.00	3.55	2.86	2.80	3.50	2.77	-
Electric.....	K.Watt	.27	.27	-	-	-	.27	-	-	.27	-
Matches.....	Box	.20	.20	.22	.30	.25	.25	.25	.25	.20	.20
Candles.....	No	1.00	1.00	1.00	1.00	1.00	1.00	1.00	1.00	1.00	.75
Buthane Gas (Shell).....	12.5 Kg	-	-	-	-	-	-	-	-	-	-
Eveready Drycell.....	No	1.63	1.63	2.00	2.00	-	-	2.00	-	2.00	-
FURNITURE, FURNISHING, HOUSEHOLD EQUIPMENT AND OPERATION											
CHAIRS, TABLES, ETC.											
Table Wanza (Machine made) Varnished..	No	93.08	183.33	350.00	-	-	150.00	230.00	-	193.33	-
Table Wanza (Hand made) Not Varnished..	No	-	-	250.00	-	106.67	-	-	120.00	-	86.67
Chairs Wanza (Machine Made) Varnished..	No	15.50	26.67	81.67	-	-	70.00	45.00	-	70.00	-
Chairs Wanza (Hand Made) Varnished....	No	-	-	-	-	33.33	35.00	37.50	40.00	-	40.00
Cupboard Wanza (2 doors) Varnished....	No	800.00	800.00	1000.00	-	-	1000.00	-	-	1166.67	-
Double Bed Wanza (120cm) Varnished....	No	423.33	423.33	476.67	-	-	450.00	350.00	-	476.67	-
Sofas (Complete).....	No	2600.00	2600.00	3250.00	-	-	-	-	-	3900.00	-
Book Shelves Wanza (3 Shelves) no Door	No	160.00	160.00	250.00	-	-	266.67	200.00	230.00	350.00	-
Chest of Drawer	No	390.00	390.00	-	-	600.00	550.00	550.00	-	750.00	-
FURNISHINGS & REPAIRS											
Bed Sheet (Non-Patterned Bahir Dar)											
1.90m x 2.50m.....	Pair	46.50	46.50	-	-	51.00	49.33	51.67	50.00	49.33	40.00

Table 1 Group 8 :- (Cont'd) Average Retail Price of Goods and Services by Region and Selected Market Places

May
Ginbot 2002
1994

ITEM	UNIT	R E G I O N A N D M A R K E T P L A C E S									
		S N N P									
		Welayita sodo	Bodite	Jinka	Dimeka	Masha	Tepi	Boniga	Chana	Arbam- minch	Sawella
		P R I C E I N B I R R									
Bed Sheet(Patterned Kombolcha) 1.90m x 2.50m.....	Pair	-	-	-	-	61.67	63.33	88.33	60.00	60.00	60.00
Bed Cover(Patterned Kombolcha).....	No	-	-	-	-	-	71.67	-	-	66.67	50.00
Blanket Woolen(Debre B.)160cm x 220cm.....	No	85.00	85.00	100.00	-	85.00	80.00	80.00	78.00	80.00	-
Mattress-Sponge (A.A Foam) 120cm.....	No	300.00	300.00	303.33	-	-	311.67	320.00	300.00	300.00	300.00
Towel-Local (Kombolcha).....	No	-	-	-	-	-	-	-	15.00	11.33	17.50
EARTHEN WARE											
Water Pot.....	No	-	2.83	6.17	3.83	4.50	5.67	5.50	-	3.17	2.33
'Jebena' Medium Size.....	No	-	1.00	2.00	-	2.67	3.50	4.00	3.00	4.17	1.23
'Mitad' (Griddle of Clay).....	No	-	4.33	15.33	-	24.33	15.33	16.67	11.00	19.33	6.33
Local Stove '(Lakech).....	No	-	7.50	12.00	-	8.00	8.33	6.00	-	6.67	3.00
Cup for Coffee (China).....	No	-	1.03	1.50	1.42	1.17	1.17	1.50	1.25	1.50	1.50
Plate Clay (imported).....	No	4.50	4.50	5.33	6.00	5.00	4.00	4.17	4.67	8.00	4.00
STRAW, BAMBOO AND OTHERS											
'Sefed'.....	No	4.83	4.83	5.67	-	3.67	5.33	5.33	-	6.33	-
Sack 100Kg Capacity.....	No	-	-	-	-	4.00	4.00	-	-	2.33	-
METAL WARE											
Cooking Pan Medium (Local).....	No	40.00	40.00	42.50	35.00	27.00	35.00	29.33	26.50	24.67	35.67
Tray (Nickel) Medium N° 45 Local.....	No	-	-	15.00	17.67	-	-	-	-	-	-
Electric 'Mitad' Aluminium.....	No	-	-	-	-	-	-	-	-	425.00	-
Gas Stove (Kerosine) China.....	No	38.00	38.00	49.33	-	38.00	43.33	-	45.00	40.00	-
Refrerator.....	No	-	-	-	-	-	-	-	-	3225.00	-

Table 1 Group 8 :-(Cont'd) Average Retail Price of Goods and Services by Region and Selected Market Places

May 2002
Ginbot 1994

REGION AND MARKET PLACES											
ITEM	UNIT	S N N P									
		Welayita sodo	Bodite	Jinka	Dimeka	Masha	Tepi	Boniga	Chana	Arbam- minch	Sawella
PRICE IN BIRR											
PLASTIC WARE (LOCAL MADE)											
Jerrycan (20 Litres).....	No	16.33	26.33	17.00	-	25.00	25.00	25.33	25.00	14.33	18.67
Bucket (20 Litres).....	No	17.33	17.33	17.67	19.33	17.00	15.67	16.17	16.50	16.00	17.67
GLASS WARE											
Glass for Tea (Duralax).....	No	-	-	3.50	-	3.50	3.08	3.17	3.00	3.00	2.67
OTHER HOUSEHOLD EQUIPMENT											
Kerosine Lamp.....	No	22.33	22.33	27.50	25.00	23.67	23.67	23.33	25.00	20.67	25.00
'Kuraz' Small Local Kerosine Lamp.....	No	.92	.92	1.00	-	1.00	1.00	1.00	1.00	.53	.77
Flash Light.....	No	6.17	6.17	6.67	6.67	7.00	7.00	7.00	7.00	6.67	7.00
Electric Bulb Philips(40/60 Watt).....	No	2.00	2.00	3.00	-	2.17	2.50	2.50	2.83	2.50	4.00
HOUSEHOLD OPERATION											
Hard Soap (Local).....	200gm	1.33	1.33	2.00	2.00	1.78	1.60	-	1.60	1.33	2.00
Hard Soap (Imported).....	200gm	2.00	2.00	2.43	2.40	2.27	2.33	2.00	2.40	1.92	2.00
Detergent (Omo).....	50gm	1.25	1.25	.75	1.50	-	1.00	1.50	.71	-	1.35
Incense.....	Kg	-	-	7.50	10.00	5.25	6.00	5.58	5.83	10.00	6.00
Sandal Wood.....	No	.25	.25	.40	.50	.25	.25	.25	.25	.10	.20
Toilet Paper (Mamko).....	Roll	3.00	3.00	3.00	3.00	3.17	3.00	3.00	3.00	3.00	3.00
DRY CLEANING											
Dry Cleaning (Suit Men).....	No	-	-	-	-	-	-	-	-	11.00	-

Table 1 Group 8 :- (Cont'd) Average Retail Price of Goods and Services by Region and Selected Market Places

May 2002
Ginbot 1994

ITEM	UNIT	R E G I O N A N D M A R K E T P L A C E S									
		S N N P									
		Welayita sodo	Bodite	Jinka	Dimeka	Masha	Tepi	Boniga	Chana	Arbam- minch	Sawella
		P R I C E I N B I R R									
DOMESTIC SERVICE											
Maid Servant.....	Month	30.00	30.00	28.33	43.33	33.33	25.00	50.00	28.33	26.67	26.67
Unskilled Service (Daily Laborer)....	Day	6.00	6.00	5.67	5.67	-	5.00	6.33	8.50	4.33	5.00
Salary for Guard	Month	56.67	56.67	21.67	-	-	31.67	66.67	60.00	46.67	60.00
MEDICAL CARE											
Ampicillin(250 mg) Local.....	56 Caps	18.17	18.17	18.67	-	22.00	19.40	-	18.00	22.00	18.50
Dichlorophine(500 mg) Local.....	6 Pills	-	-	-	-	-	-	-	-	-	-
Tetracycline(250mg) Local.....	56 Caps	9.27	9.27	9.33	-	11.50	9.67	10.50	11.15	11.20	9.50
Penicillin Injection(4 Mu. Local). Bottle		4.50	4.50	4.67	5.00	6.00	4.17	3.92	5.00	5.00	4.50
Chloramphenicol(250mg) Local.....	56 Caps	18.59	18.59	-	-	16.00	14.00	16.00	-	-	14.93
Dipron(500mg) Local.....	20 Pills	3.33	3.33	-	-	-	-	-	-	4.00	-
Cough Syrup (Berantine) Local.....	125cc	9.33	9.33	-	-	9.00	9.00	8.00	8.00	11.33	10.00
Bactrim(480mg) Local.....	30 Pills	11.00	11.00	-	-	8.00	-	-	-	12.00	11.00
Vermox(100mg) Local.....	12 Pills	3.17	3.17	-	-	-	-	-	-	4.00	-
Mezel(250mg) Local.....	30 Caps	4.58	4.58	6.00	3.57	5.09	5.00	5.33	6.65	6.00	5.00
Asprin (300 mg) Local.....	20 Pills	2.33	2.33	2.33	2.00	2.00	3.83	1.83	3.00	3.55	2.00
OTHER MEDICAL EXPENSES											
Doctor's Fee (Government).....	per visit	-	-	3.00	-	2.00	.50	.50	-	2.00	-
Doctor's Fee (Private).....	per visit	-	-	7.50	-	-	5.00	3.00	-	4.67	-
Injection (Service Charge).....	Once	-	-	1.00	-	-	.50	.50	-	1.00	.50
Labratory Test Fee (Private).....	Once	-	-	5.00	-	-	5.33	3.00	-	4.33	5.00
Bed Charge (gov.).....	per day	-	-	5.00	-	-	-	2.00	-	8.33	2.00

Table 1 Group 8 :-(Cont'd) Average Retail Price of Goods and Services by Region and Selected Market Places

May
Ginbot 2002
1994

ITEM	UNIT	R E G I O N A N D M A R K E T P L A C E S									
		S N N P									
		Welayita sodo	Bodite	Jinka	Dimeka	Masha	Tepi	Boniga	Chana	Arbam- minch	Sawella

P R I C E I N B I R R

TRANSPORT AND COMMUNICATION

TRANSPORT

Benzene..... Lt	4.39	4.39	4.97	-	6.00	4.54	4.48	-	4.45	4.45
Motor Oil (Mobil)..... Lt	19.50	19.50	19.58	-	22.00	-	21.00	21.00	19.00	20.00
Car Washing and Greasing..... No	-	-	-	-	-	-	-	-	27.50	-
Bus Fare (per km)..... Tarif	-	-	-	-	.19	.11	.10	-	-	.11
Bus Fare (within Town) Trip	-	-	-	-	-	-	-	-	-	-
Taxi Fare Trip	-	-	-	-	-	-	-	-	.90	-
Air Plane (To Addis Ababa) Trip	-	-	335.00	-	-	326.00	-	-	284.00	-
Animal Transport fare..... Trip	-	-	-	-	28.33	-	30.00	-	-	-
Cart Fare..... Trip	-	-	-	-	-	2.33	-	-	-	-
Train Fare Trip	-	-	-	-	-	-	-	-	-	-
Service Charge (Motor oil change)... Once	-	-	-	-	-	-	-	-	-	-

COMMUNICATION

Telephone Charge (with town).....Period	-	-	-	-	-	-	-	-	-	-
Telephone Charge to Addis Ababa....Period	2.60	2.60	3.05	-	3.25	2.75	2.75	2.70	2.70	2.70
Telephone Line Installation Charge.. Once	355.00	355.00	355.00	-	-	305.00	-	-	355.75	355.80

ENTERTAINMENT AND EDUCATION

EQUIPMENT AND ACCESSORIES

T.V. Set Philips 21 inch(Colored)..... No	-	-	-	-	-	-	-	-	3175.00	-
Cassette Recorded Original(Local Music)No	12.00	12.00	12.00	13.00	12.00	-	12.00	12.33	12.00	12.00
Radio Set Philips 3 Band..... No	190.00	190.00	170.00	-	170.00	160.00	136.67	160.00	-	-
Tape Recorder National (2 Speaker).... No	-	-	-	-	-	250.00	200.00	-	260.00	255.00
Expense for Photograph(Passport size)4Pho	4.00	4.00	4.00	-	6.00	-	6.00	3.00	3.00	4.00

Table 1 Group 8 :-(Cont'd) Average Retail Price of Goods and Services by Region and Selected Market Places

May 2002
Ginbot 1994

ITEM	UNIT	R E G I O N A N D M A R K E T P L A C E S								
		S N N P								
		Welayita sodo	Bodite	Jinka	Dimeka	Masha	Tepi	Boniga	Chana	Arbam- minch
		P R I C E I N B I R R								
Newspaper (Addis Zemen)..... No	-	-	-	-	-	-	.55	-	1.00	-
Theater Entrance Fee Once	-	-	-	-	-	-	3.00	-	-	-
EDUCATION										
Exercise Book (50 Leaves) Local..... No	2.00	2.00	2.00	-	2.00	2.00	2.00	2.00	2.00	1.93
Pencil (China)..... No	.23	.23	.25	.30	.25	.25	.27	.25	.20	.23
Ball Point-Bic England..... No	1.07	1.07	1.20	-	1.10	1.00	1.10	1.20	1.00	-
Day School Fee-Public(Grade 7 & 8)..Month	-	-	-	-	-	-	-	-	-	-
Day School Fee-Private(Grade 9-12)..Month	-	-	-	-	-	-	-	-	-	-
Night School Fee-Government(Gr.9-12)Month	18.30	18.30	-	-	19.00	16.00	22.35	-	18.70	21.50
School Uniform Fee No	62.50	62.50	-	-	-	-	-	-	65.00	-
Night School Fee-Private(Grade9-12)..Month	-	-	-	-	-	-	-	-	-	-
PERSONAL CARE AND EFFECTS										
PERSONAL CARE										
Lux Toilet Soap..... 90gm	2.16	2.16	2.00	2.00	2.25	2.25	2.25	2.25	2.25	-
Blade-TOPAZ..... No	.20	.20	.25	.30	.27	.25	.25	.25	.25	.20
Hair Dressing (Traditional)..... No	3.00	2.67	3.00	-	3.33	2.33	-	2.00	-	8.00
Hair Dressing (Modern)..... No	10.00	10.00	6.50	-	6.00	7.00	8.67	-	6.00	5.00
Barbery (Mens Hair Cut)..... No	3.33	3.33	3.00	3.00	2.00	2.33	3.00	3.00	4.00	3.00
Paraffin Hair Oil..... 330cc	8.00	8.00	9.00	-	8.50	7.83	9.00	8.33	8.00	8.17
Zenith Hair Oil..... 330cc	-	-	9.00	-	8.67	8.00	8.17	8.67	7.00	8.67
Shaving Machine (medium) No	-	-	-	-	-	-	-	-	11.33	-
Perfume CC	20.00	20.00	36.67	30.00	29.00	20.33	23.67	-	26.33	27.67
PERSONAL EFFECTS										
Umbrella-Men Medium (Local)..... No	-	-	23.00	-	29.00	24.67	24.67	20.00	-	20.00

Table 1 Group 8 :-(Cont'd) Average Retail Price of Goods and Services by Region and Selected Market Places

May
Ginbot 2002
1994

R E G I O N A N D M A R K E T P L A C E S											
ITEM	UNIT	S N N P									
		Welayita sodo	Bodite	Jinka	Dimeka	Masha	Tepi	Boniga	Chana	Arbam- minch	Sawella
P R I C E I N B I R R											
Umbrella-Women Medium (Imported).....	No	-	-	-	-	24.33	24.33	20.00	19.00	23.33	16.33
Hand Bag (Imported Synthetic).....	No	-	-	-	-	-	-	-	-	120.00	-
Belt (Local) Machine Made.....	No	8.33	8.33	-	-	20.00	17.00	11.33	7.50	10.00	6.33
Belt (Local) Hand Made.....	No	-	-	-	-	-	3.17	-	2.67	-	-
JEWELLERY											
Seiko-21 Jewels Automatic (Men).....	No	-	-	-	-	-	-	-	-	313.33	-
Seiko-21 Jewels Automatic (Women).....	No	-	-	-	-	-	-	-	-	320.00	-
Earrings (4gm 18 carat Local).....	Pair	-	-	340.00	-	-	320.00	-	-	326.67	-
Neck Laces (6gm 21 carat Imported)....	No	-	-	630.00	-	-	-	-	-	570.00	-
Rings (4gm 18 carat Local).....	No	-	-	340.00	-	-	326.67	-	-	326.67	-
Bracelet 20gm (18 carat Local).....	No	-	-	1700.00	-	-	-	-	-	1633.33	-
LIVESTOCK AND DRAUGHT ANIMALS											
LIVESTOCK											
Sheep (10-15Kg).....	No	55.00	55.00	47.67	41.67	63.33	105.00	65.67	57.67	48.33	55.33
Goat (10-15Kg).....	No	61.67	61.67	51.00	46.67	57.33	81.67	42.00	39.00	36.67	38.00
Heifer (2-4 Years).....	No	250.00	250.00	386.67	-	246.67	243.33	320.00	210.00	-	320.00
Cow (4 Years and Above).....	No	566.67	566.67	352.53	-	506.67	633.33	513.33	520.00	-	340.00
Bull (2-4 Years).....	No	333.33	333.33	333.33	250.00	250.00	246.67	326.67	-	-	276.67
Ox (4 Years and Above).....	No	800.00	800.00	1066.67	433.33	833.33	936.67	580.00	490.00	-	410.00
Hen (Indigenous).....	No	5.83	5.83	7.50	2.83	10.67	9.00	6.50	4.92	-	5.00
Cock (Indigenous).....	No	9.33	9.33	3.83	5.67	13.67	14.00	13.67	11.17	9.00	11.33
DRAUGHT ANIMALS											
Donkey.....	No	216.67	216.67	-	-	-	-	350.00	300.00	-	-
Horse.....	No	425.00	425.00	-	-	500.00	-	-	410.00	-	-

Table 1 Group 8 :-(Cont'd) Average Retail Price of Goods and Services by Region and Selected Market Places

May
Ginbot 2002
1994

ITEM	UNIT	R E G I O N A N D M A R K E T P L A C E S									
		S N N P									
		Welayita sodo	Bodite	Jinka	Dimeka	Masha	Tepi	Boniga	Chana	Arbam- minch	Sawella
Mule.....	No	575.00	575.00	-	-	650.00	-	-	820.00	-	-
P R I C E I N B I R R											
FARM EQUIPMENT (INDUSTRIAL PRODUCT)											
Sickel.....	No	-	-	11.00	-	-	9.00	10.00	10.00	7.33	-
Pick Axe ('Doma').....	No	-	-	21.50	-	-	11.00	26.00	-	-	-
'Gejera'.....	No	-	-	21.50	-	20.00	17.75	-	-	18.33	-
FARM EQUIPMENT (HAND MADE)											
'Mofer'.....	No	-	-	-	-	-	-	-	-	-	6.00
'Kember'.....	No	-	-	-	-	-	-	-	-	-	-
'Digr'.....	No	-	-	-	-	-	-	-	-	-	-
Plough.....	No	4.50	4.50	10.33	-	-	10.00	8.00	7.50	-	7.67
Sickel.....	No	2.17	2.17	2.50	-	-	4.33	-	3.00	7.33	2.00
'Wegel'.....	No	3.17	3.17	5.50	-	-	3.33	3.67	3.00	-	3.00
'Erfe'.....	No	-	-	-	-	-	-	-	-	-	-
MISCELLANEOUS GOODS AND SERVICES											
Coffin (Medium Quality).....	No	-	-	-	-	-	-	170.00	-	120.00	95.00
Charge for Money order	Once	-	-	11.02	-	-	3.30	1.00	-	-	6.93
Charge for Visa (for person).....	No	-	-	-	-	-	-	-	-	-	-

Table 2 Group B :- Average Retail Price of Goods and Services by Region and Selected Market Places

											June Sene	2002 1994
		R E G I O N A N D M A R K E T P L A C E S										
ITEM	UNIT	S N N P										
		Welayita sodo	Bodit	Jinka	Dimeka	Masha	Tepi	Bonga	Chana	Arba- minch	Sawella	
P R I C E I N B I R R												
CEREALS UNMILLED												
'Teff' White	Kg	-	1.77	2.05	1.40	2.33	2.30	2.04	1.66	1.80	1.53	
'Teff' Mixed.....	Kg	1.67	1.47	-	1.26	1.70	1.82	1.51	1.49	1.68	1.28	
'Teff' Black (Red).....	Kg	1.40	1.17	-	-	1.26	1.50	1.41	1.30	1.29	1.22	
Wheat White.....	Kg	1.20	1.20	-	1.39	1.47	1.23	1.09	1.17	1.63	1.18	
Wheat Mixed.....	Kg	1.10	-	-	-	.89	1.10	1.00	.90	1.60	1.21	
Wheat Black.....	Kg	1.00	-	-	1.29	.84	1.00	.96	.96	1.40	1.07	
Barley White.....	Kg	1.00	-	-	1.07	1.27	1.37	1.28	1.20	-	.69	
Barley Mixed.....	Kg	1.00	1.29	-	1.04	-	1.27	1.19	-	1.21	.86	
Barley Black.....	Kg	1.00	1.30	-	1.03	-	1.13	1.23	1.21	-	.93	
Barley for Beer.....	Kg	-	-	-	-	-	-	-	-	-	-	
Maize.....	Kg	1.00	1.17	.74	.76	.52	.77	.84	.93	1.20	.55	
Durrah.....	Kg	1.03	-	-	.76	-	.66	.90	-	.70	.42	
Sorghum Yellow.....	Kg	1.23	-	-	-	-	-	-	-	1.19	-	
Sorghum White.....	Kg	-	1.21	.84	.64	1.00	.82	1.14	.81	.70	-	
Sorghum Red.....	Kg	.78	1.13	-	1.14	.53	.72	.77	.57	1.00	-	
African Millet.....	Kg	-	-	-	.81	-	1.18	.83	.85	1.29	-	
Rice.....	Kg	5.00	-	6.00	5.25	5.00	5.00	5.25	5.00	4.50	5.00	
Oats.....	Kg	-	-	-	1.86	-	-	-	-	2.50	-	
Hulled Barley.....	Kg	-	-	-	.82	1.17	1.60	-	1.17	-	1.42	
CEREALS MILLED												
'Teff' White.....	Kg	-	-	-	-	-	-	-	-	-	-	
'Teff' Mixed.....	Kg	-	-	-	-	-	-	-	-	-	-	
'Teff' Black (Red).....	Kg	-	-	-	-	-	-	-	-	-	-	
Wheat White.....	Kg	-	-	-	-	-	-	-	-	-	-	
Wheat Mixed.....	Kg	-	-	-	-	-	-	-	-	-	-	
Barley White.....	Kg	-	-	-	-	-	-	-	-	-	-	

Table 2 Group B :- (Cont'd) Average Retail Price of Goods and Services by Region and Selected Market Places

June 2002
Sene 1994

ITEM	UNIT	R E G I O N A N D M A R K E T P L A C E S									
		S N N P									
		Welayita sodo	Bodit	Jinka	Dimeka	Masha	Tepi	Bonga	Chana	Arba- minch	Sawella
P R I C E I N B I R R											
Barley Mixed.....	Kg	-	-	-	-	-	-	-	-	-	-
Maize.....	Kg	.99	1.72	-	-	-	-	-	-	-	-
Oats.....	Kg	-	-	4.00	3.00	5.00	4.83	4.17	5.00	3.00	1.02
Sorghum.....	Kg	-	-	-	-	-	-	-	-	-	-
Durrah.....	Kg	-	-	-	-	-	-	-	-	-	-
'Furno Duket' Locally Processed..	Kg	2.50	2.50	4.00	2.50	3.00	2.50	3.17	3.00	2.50	3.00
PULSES UNMILLED											
Horse Beans.....	Kg	1.20	1.73	-	.99	1.23	1.37	1.06	1.59	1.94	.93
Peas White.....	Kg	1.50	1.62	1.45	1.53	1.30	1.63	1.35	1.67	-	-
Peas Black.....	Kg	1.40	-	-	1.30	1.17	1.64	1.18	-	-	1.21
Peas Mixed.....	Kg	1.50	1.63	-	-	1.24	1.61	1.23	1.53	2.00	1.26
Soya Beans.....	Kg	-	-	-	-	-	-	-	-	-	-
Chick Peas.....	Kg	2.00	1.83	3.00	2.75	2.33	2.50	3.00	-	2.50	1.66
Lentils.....	Kg	3.50	2.50	-	4.50	2.83	3.00	3.17	2.58	2.00	3.10
Haricot Beans.....	Kg	-	-	1.25	.88	-	-	1.11	.91	.89	.76
Lima Beans.....	Kg	.83	1.27	1.26	.92	-	-	1.10	.88	.82	.56
Vetch.....	Kg	-	1.00	-	-	-	1.50	-	-	-	1.60
Fenugreek.....	Kg	4.00	4.00	5.67	4.50	4.17	4.08	4.83	4.00	4.00	4.67
PULSES MILLED OR SPLIT											
Horse Beans Milled.....	Kg	-	-	-	-	3.50	3.58	-	4.00	-	2.86
Peas Milled.....	Kg	-	-	4.00	3.50	5.00	4.50	3.67	-	4.00	4.67
Chick Peas Milled.....	Kg	-	-	-	-	-	-	-	-	-	-
Mixed Pulses Milled.....	Kg	-	3.50	-	-	3.19	3.08	-	-	5.47	5.00
Vetch Milled.....	Kg	-	-	-	-	-	2.78	-	-	2.50	-
Peas Split.....	Kg	3.50	3.00	4.50	3.75	3.50	3.00	3.33	4.00	3.00	4.00
Peas Split(Roasted).....	Kg	3.50	-	-	-	-	3.00	-	-	2.75	-

Table 2 Group 8 :- (Cont'd) Average Retail Price of Goods and Services by Region and Selected Market Places

June
Sene 2002
1994

		R E G I O N A N D M A R K E T P L A C E S									
ITEM	UNIT	S N N P									
		Welayita sodo	Bodit	Jinka	Dimeka	Masha	Tepi	Bonga	Chana	Arba- minch	Sawella
		P R I C E I N B I R R									
Horse Beans Split(Roasted).....	Kg	2.00	-	-	-	-	-	-	-	-	-
Lentils Split.....	Kg	3.50	3.00	4.50	4.00	3.67	3.50	4.17	4.00	4.00	3.83
Vetch Split(Roasted).....	Kg	-	-	-	-	-	-	-	-	-	-
Chick Peas Split(Roasted).....	Kg	-	-	-	-	-	-	-	-	-	-
Fenugreek Milled.....	Kg	-	-	10.00	-	10.00	10.33	11.33	8.00	-	8.33
OIL SEEDS											
Niger Seed.....	Kg	5.00	5.00	-	4.00	4.00	3.00	4.17	5.00	3.00	-
Linseed White.....	Kg	-	-	-	-	-	-	-	-	-	-
Linseed Black.....	Kg	3.00	4.00	-	5.00	3.07	3.00	3.33	3.00	3.50	4.11
Sesame Seed.....	Kg	3.00	-	-	4.02	3.99	3.00	4.17	3.06	3.00	3.67
Sunflower.....	Kg	3.00	3.00	-	1.26	-	3.83	-	-	3.00	-
Castor Beans.....	Kg	.58	-	-	1.26	-	-	-	2.29	-	-
Rape Seed.....	Kg	2.00	2.50	-	1.26	2.93	2.25	2.50	1.89	2.50	3.30
Ground Nut Shelled.....	Kg	3.50	-	-	6.00	5.00	3.75	-	-	4.75	3.43
PREPARED CEREAL PRODUCTS											
Spaghetti (Local) Without Egg....	Kg	5.00	6.50	-	5.00	5.17	5.00	5.00	5.00	6.00	7.00
Pastini.....	Kg	8.00	-	-	-	-	8.00	9.00	-	8.00	-
Macaroni (Local) Without Egg....	Kg	5.00	5.00	-	5.00	5.00	5.00	5.67	5.50	5.00	5.33
'Fafa' Flour.....	kg	8.00	-	-	4.00	-	-	8.67	-	8.00	-
'Dube' Flour.....	kg	5.50	-	-	-	-	-	5.00	-	5.50	-
BREAD AND OTHER PREPARED FOODS											
'Enjera' ('Teff' Mixed).....	325gm	.36	.38	.87	.48	.37	.63	.29	.25	.41	.35
'Dabo' (Traditional Ambasha)..	350gm	.85	.22	-	-	.37	.49	-	-	.43	-
'Dabo' (Traditional Sheleto)..	350gm	-	-	-	-	.16	-	.52	-	-	.29

Table 2 Group 8 :-(Cont'd) Average Retail Price of Goods and Services by Region and Selected Market Places

		R E G I O N A N D M A R K E T P L A C E S									
ITEM	UNIT	S N N P									
		Welayita sodo	Bodit	Jinka	Dimeka	Masha	Tepi	Bonga	Chana	Arba- minch	Sawella
		P R I C E I N B I R R									
Bread Wheat (Bakery).....	350gm	.56	.17	1.13	.97	1.01	1.13	1.09	1.14	.85	.43
Biscuits	150gm	2.73	1.80	-	3.27	2.33	2.42	2.96	2.84	2.73	2.00
MEAT											
Beef	Kg	16.00	16.00	-	14.00	10.00	14.00	12.00	10.00	14.00	10.00
Camel Meat	Kg	-	-	-	-	-	-	-	-	-	-
FISH AND FISH PRODUCTS											
Fish Fresh.....	Kg	5.67	-	-	-	-	-	-	-	1.91	-
Sardines (Imported).....	125gm	-	-	-	-	-	6.58	-	5.00	7.00	5.00
DIARY PRODUCTS AND EGG											
Cow Milk (Unpasteurized).....	Lt	2.00	2.00	1.05	-	2.02	2.22	2.00	1.67	3.03	1.93
Cow Milk (pasteurized).....	Lt	-	-	-	-	-	-	-	-	-	-
Camel Milk.....	Lt	-	-	-	-	-	-	-	-	-	-
Goat Milk.....	Lt	-	-	-	-	-	-	-	-	-	-
Powdered Milk (Edget).....	450gm	-	-	-	-	25.00	21.00	21.00	20.00	28.50	-
Yoghurt (Traditional).....	Lt	2.70	-	-	4.07	3.79	5.01	-	-	3.03	3.96
Cheese Cottage.....	Kg	1.59	2.98	-	5.41	3.28	2.99	3.34	2.90	3.43	2.54
Egg (Traditional).....	Dozen	3.43	3.00	2.40	4.00	3.81	4.27	3.00	2.69	3.81	2.40
OILS AND FATS											
Butter Unrefined.....	Kg	17.67	17.00	33.69	12.00	17.33	19.00	21.00	15.00	17.00	15.00
Cooking Oil (Imported).....	Lt	12.00	10.33	14.00	-	12.27	12.64	11.33	13.33	12.00	11.17
Cooking Oil (Local).....	Lt	9.00	11.00	10.00	10.50	10.00	8.92	12.33	9.00	11.00	-

Table 2 Group B :-(Cont'd) Average Retail Price of Goods and Services by Region and Selected Market Places

June
Sene 2002
1994

ITEM	UNIT	R E G I O N A N D M A R K E T P L A C E S									
		S N N P									
		Welayita sodo	Bodit	Jinka	Dimeka	Masha	Tepi	Bonga	Chana	Arba- minch	Sawella

P R I C E I N B I R R

VEGETABLES AND FRUITS
VEGETABLES (FRESH)

Ethiopian Kale.....	Kg	.25	.41	.28	.31	.51	.31	.27	.24	.63	.49
Cabbage.....	Kg	3.43	.95	-	.44	.86	.70	.54	-	1.24	-
Lettuce.....	Kg	-	-	-	-	-	-	-	-	-	-
Spinach.....	Kg	-	-	-	-	.81	-	-	-	-	-
Carrot.....	Kg	1.25	1.05	-	.82	1.43	2.13	1.86	1.36	1.14	-
Tomatoes.....	Kg	1.92	1.81	.95	-	1.20	1.86	2.82	1.15	2.52	1.02
Onions.....	Kg	2.44	1.84	4.06	4.82	3.39	3.00	2.98	3.76	2.28	1.44
Garlics.....	Kg	3.67	-	-	-	9.70	11.11	-	-	9.70	11.57
Leaks.....	Kg	-	-	-	-	2.69	2.26	2.07	3.01	2.52	-
Pepper Green.....	Kg	3.05	1.18	1.89	1.53	1.67	-	1.00	1.35	1.60	1.07
Pumpkin.....	Kg	.12	-	.35	.18	.41	-	.43	.14	-	.20
Green Peas.....	Kg	-	-	-	-	-	-	-	-	-	-
Beet Root.....	Kg	.91	.87	-	.48	1.07	1.22	.86	1.04	.78	.96
Cauliflower.....	Kg	-	-	-	-	-	-	-	-	-	-

FRUITS FRESH

Banana.....	Kg	.61	.72	.53	.68	.92	.56	.70	.49	1.15	.87
Orange.....	Kg	-	-	-	1.40	.80	.71	.87	.75	-	-
Lemon.....	Kg	-	.97	1.00	1.32	1.00	-	2.06	1.06	.67	.29
Tangerine.....	Kg	-	-	-	-	-	3.54	-	-	-	-
Papaya.....	Kg	.64	.42	.55	.29	-	.25	.29	.25	.52	.28
Grapes.....	Kg	-	-	-	-	-	-	-	-	-	-
Avocado.....	Kg	.79	1.71	-	3.71	-	1.94	1.39	-	1.74	2.35
Mango.....	Kg	.79	-	-	.69	.78	.80	.82	.45	1.63	1.07
Cactus.....	Kg	-	-	-	-	-	-	-	-	-	-

Table 2 Group 8 :-(Cont'd) Average Retail Price of Goods and Services by Region and Selected Market Places

		R E G I O N A N D M A R K E T P L A C E S									
ITEM	UNIT	S N N P									
		Welayita sodo	Bodit	Jinka	Dimeka	Masha	Tepi	Bonga	Chana	Arba- minch	Sawella
P R I C E I N B I R R											
SPICES											
Pepper Whole.....	Kg	5.00	5.04	-	7.50	3.75	3.33	3.50	4.50	5.00	4.11
Black Pepper(Local).....	Kg	-	-	-	-	-	27.00	-	-	-	-
Long Pepper(Local).....	Kg	-	-	-	-	18.00	7.00	-	-	-	11.00
White Cumin(Bishop's Weed)Local..	Kg	5.00	6.17	-	4.00	4.67	3.00	4.17	3.50	4.00	4.67
Black Cumin(Local).....	Kg	5.00	6.67	9.00	6.33	5.00	5.83	5.17	5.17	4.00	7.00
Ginger Dry(Local).....	Kg	-	-	-	2.38	-	-	-	-	-	-
Ginger Wet(Local).....	Kg	.95	.83	-	1.99	.86	.37	1.93	.77	1.38	1.47
Cloves(Imported).....	Kg	120.00	-	-	-	115.00	117.67	120.00	120.00	120.00	100.00
Cinnamon(Imported).....	Kg	25.00	-	-	-	29.00	23.67	-	40.00	24.00	-
Cardamon(Local).....	Kg	36.67	-	-	22.50	-	26.33	27.67	-	33.00	22.22
Tumeric Flour(Local).....	Kg	4.67	4.17	5.67	4.25	4.00	2.50	4.00	3.17	3.50	4.00
Chillies Whole.....	Kg	-	-	5.39	-	-	3.16	6.50	-	-	5.00
Basil Dry.....	Kg	5.00	-	-	-	-	6.50	7.50	6.50	9.00	8.49
POTATOES, OTHER TUBERS AND STEMS											
Potato.....	Kg	.32	.88	-	.76	.99	.81	.68	.77	.48	.75
Sweet Potato.....	Kg	.11	.14	-	.19	.84	.62	.27	-	.29	.23
'Kocho' (Unprocessed).....	Kg	1.96	1.68	-	.49	.83	.70	.71	.81	2.11	.31
'Bula'.....	Kg	2.48	2.65	-	4.08	1.27	1.38	-	-	3.85	1.77
COFFEE, TEA, CHAT AND BUCK-THORN LEAVES											
Tea Leaves(Local).....	100gm	2.00	2.00	2.13	2.00	2.00	2.00	2.00	2.00	2.00	2.00
Coffee Whole.....	Kg	-	4.50	-	1.55	-	1.40	1.44	1.53	-	4.92
Coffee Beans.....	Kg	4.50	5.19	-	3.50	3.97	3.83	4.17	3.50	4.50	5.00
Coffee Leaves.....	Kg	.32	-	-	-	1.12	-	-	.74	1.50	-
Buck Thorn Leaves.....	Kg	-	3.45	-	2.56	1.24	1.87	.58	1.64	1.50	1.47

Table 2 Group 8 :-(Cont'd) Average Retail Price of Goods and Services by Region and Selected Market Places

June
Sene 2002
1994

ITEM	UNIT	R E G I O N A N D M A R K E T P L A C E S									
		S N N P									
		Welayita sodo	Bodit	Jinka	Dimeka	Masha	Tepi	Bonga	Chana	Arba- minch	Sawella
P R I C E I N B I R R											
'Chat'.....	Kg	3.20	6.61	4.78	1.24	9.12	1.68	4.88	1.88	7.27	3.21
Malt-Barley.....	Kg	1.91	2.46	-	-	1.44	1.60	1.53	1.57	-	-
Malt-Wheat.....	Kg	1.41	2.17	-	-	-	-	-	-	-	-
OTHER FOOD ITEMS											
Salt.....	Kg	1.00	1.58	2.50	1.83	1.50	1.50	1.42	2.00	1.75	1.50
Sugar.....	Kg	4.50	-	5.50	5.00	5.00	5.00	4.83	5.00	4.60	-
Honey.....	Kg	12.00	-	6.17	12.33	-	5.00	7.83	10.00	8.00	-
Canned Tomato (Local).....	410gm	8.79	-	-	8.79	7.00	6.50	6.67	8.00	6.50	6.17
FOOD TAKEN AWAY FROM HOME											
Cup of Tea.....	No	.40	.40	.30	.40	.32	.43	.30	.28	.50	.50
Cup of Coffee.....	No	.70	.70	.43	.60	.53	.60	.50	.50	.80	.70
Cup of Milk.....	No	1.00	.93	-	.60	.83	.75	.75	.50	1.00	1.00
'Key Wot Yebere'.....	One Meal	5.00	5.00	-	5.00	-	-	-	3.00	-	4.00
'Key Wot Yebeg/Yefyel'.....	One Meal	5.00	-	4.00	5.00	4.00	5.00	5.00	3.33	-	4.33
COST OF MILLING											
Cereals.....	100Kg	15.00	15.00	20.00	15.00	15.00	15.00	14.17	15.00	15.00	15.00
Pulses.....	100Kg	25.00	15.00	15.00	13.33	17.50	15.00	14.17	15.00	15.00	15.00
Pepper Whole.....	100Kg	100.00	75.00	-	100.00	100.00	100.00	91.67	100.00	50.00	200.00
BEVERAGES - NON ALCOHOLIC											
Ambo Mineral Water.....	500cc	2.00	2.00	3.33	2.50	2.50	2.50	2.50	2.50	2.00	2.00
Bure Mineral Water.....	500cc	-	-	-	-	-	-	-	-	-	-
Coca Cola/Fanta.....	300cc	2.00	2.00	3.00	2.50	2.50	2.50	2.00	2.00	2.00	2.00

Table 2 Group 8 :- (Cont'd) Average Retail Price of Goods and Services by Region and Selected Market Places

		June Sene 1994									
		R E G I O N A N D M A R K E T P L A C E S									
ITEM	UNIT	S N N P									
		Welayita sodo	Bodit	Jinka	Dimeka	Masha	Tepi	Bonga	Chana	Arba- minch	Sawella
		P R I C E I N B I R R									
Pepsi Cola/Mirinda.....	300cc	2.00	2.00	3.00	2.50	2.50	2.50	2.00	2.00	2.00	2.00
BEVERAGES - ALCOHOLIC											
Araki (Local).....	900cc	30.34	26.29	30.34	29.33	30.00	31.33	30.67	27.00	29.32	30.34
Cognac (Local).....	900cc	-	-	-	-	30.00	31.33	-	25.00	-	-
Brandy (Local).....	900cc	30.34	-	-	-	-	31.33	-	29.00	29.32	-
Gin (Local).....	900cc	30.34	26.29	30.34	29.33	-	31.33	30.67	27.00	29.32	30.34
Saris Wine (Normal).....	750cc	5.83	5.55	8.33	-	8.33	-	-	6.95	5.00	6.67
'Katikalla'.....	Lt	3.50	4.27	8.24	5.81	6.67	4.26	7.33	4.44	4.00	5.41
Beer (Bedele).....	330cc	3.00	3.00	4.00	3.50	2.65	3.00	3.00	3.00	3.00	3.00
Beer (Harar).....	330cc	3.00	3.00	4.00	3.50	-	-	-	-	3.00	3.00
Beer (Meta Abo).....	330cc	3.00	3.00	-	-	-	3.50	3.00	-	3.00	3.00
'Tella'.....	Lt	.68	.67	.63	1.16	1.11	.90	.86	.56	.50	.45
'Tej' (Mead).....	Lt	1.79	2.42	2.35	3.49	2.22	2.15	2.22	1.67	2.00	2.23
CIGARETTES AND TOBACCO											
CIGARETTES											
Nyala.....	Packet	5.00	4.00	5.00	4.00	5.00	4.00	5.00	4.00	4.00	4.33
Gissila.....	Packet	2.00	-	-	-	2.50	2.00	1.67	1.00	-	1.33
Rothmans.....	Packet	10.00	10.00	10.00	10.00	10.00	10.00	10.00	10.00	10.00	8.00
TOBACCO											
'Gaya'.....	Kg	10.37	12.31	-	-	6.82	8.51	-	2.00	6.67	13.89
CLOTHING AND FOOT WEAR											

Table 2 Group B :-(Cont'd) Average Retail Price of Goods and Services by Region and Selected Market Places

June
Sene 2002
1994

		R E G I O N A N D M A R K E T P L A C E S									
		S N N P									
ITEM	UNIT	Welayita	Bodit	Jinka	Dimeka	Masha	Tepi	Bonga	Chara	Arba- minch	Sawella
		sodo									
P R I C E I N B I R R											
CLOTHING											
Abujedid(Akaki/Bahir Dar)91cm.	Meter	5.00	-	7.00	4.00	3.75	4.33	4.00	4.00	-	-
Abujedid(Komb./Arba Min.)150cm	Meter	5.00	5.67	-	7.00	6.67	6.50	6.00	6.00	4.80	5.33
Khaki(S-10,000 Twil)110cm.....	Meter	12.00	-	-	-	-	-	13.33	-	15.50	-
Khaki(Akaki)91cm.....	Meter	5.00	-	-	-	-	-	-	-	-	-
Wool-England 100%.....	Meter	-	-	-	-	-	-	-	-	-	-
Tetron(Arba Minch).....	Meter	15.00	-	-	8.00	8.00	5.50	-	7.00	-	5.00
Poplin(Dire Dawa)105cm.....	Meter	11.00	-	-	15.00	12.00	11.33	12.00	12.00	11.00	11.33
Poplin(Komb./Arba Minch)150cm.	Meter	11.00	11.00	-	14.00	10.00	11.00	10.33	10.00	11.00	-
Nylon(Mojo).....	Meter	10.67	7.67	-	-	-	-	-	-	-	-
Polyster(Arba Minch/Awasa)....	Meter	15.00	-	-	-	18.00	-	-	-	-	-
Jersi.....	Meter	11.00	-	-	-	-	4.47	-	3.04	3.16	3.99
Cotton.....	Kg	2.74	3.57	-	-	-	-	-	-	-	-
Hisufi	Meter	12.00	-	-	-	-	-	-	-	19.33	25.00
Kefay	Meter	18.00	17.33	-	25.00	-	-	-	-	-	-
COST OF TAILORING											
Woolen Suit (Men).....	No	-	225.00	-	-	-	-	-	-	300.00	-
Khaki Suit (Men).....	No	50.00	52.50	-	38.33	-	-	-	-	36.67	-
Khaki Suit (Boys).....	No	40.00	32.50	-	21.67	-	-	-	-	26.67	-
Tateron Suit (Men)	No	50.00	-	-	38.33	-	-	-	-	-	46.67
Tateron Suit (Boys)	No	40.00	32.50	-	21.67	-	-	-	-	26.67	25.00
READY-MADE / FOR ADULTS											
'Netela'.....	No	26.67	17.00	-	14.67	-	-	-	-	-	23.33
'Gabi'.....	No	63.33	61.67	-	38.33	65.00	62.50	80.00	70.00	56.67	45.67

Table 2 Group 8 :- (Cont'd) Average Retail Price of Goods and Services by Region and Selected Market Places

June
Sene 2002
1994

ITEM	UNIT	R E G I O N A N D M A R K E T P L A C E S									
		S N N P									
		Welayita sodo	Bodit	Jinka	Dimeka	Masha	Tepi	Bonga	Chana	Arba- minch	Sawella
P R I C E I N B I R R											
Shirts Long Sleeved (Local).....	No	30.00	22.33	-	-	29.00	-	26.67	25.00	-	21.00
Shirts Short Sleeved (Local).....	No	25.00	-	-	-	40.00	-	-	-	36.67	-
Shirts Long Sleeved (Imported)...	No	56.67	46.67	60.00	58.33	56.67	50.00	46.67	52.50	53.33	38.33
Shirts Short Sleeved (Imported)..	No	43.33	-	50.00	58.33	65.00	46.67	36.67	-	48.33	61.67
Socks (Cotton) Imported.....	Pair	6.67	5.67	-	8.00	10.00	-	5.50	6.50	6.67	-
Sweater (Local) Men.....	No	38.33	50.00	-	-	-	22.00	-	-	-	-
Sweater (Local) Women.....	No	26.67	39.33	-	-	35.00	-	-	40.00	-	-
Shash (Imported).....	No	8.00	7.33	-	12.00	16.00	10.67	10.67	12.00	8.67	10.67
Singlets (Local) White.....	No	9.00	9.33	-	10.00	9.33	10.33	9.00	-	10.67	10.00
Jeans Trouser.....	No	66.67	85.00	120.00	95.00	86.67	68.33	68.33	72.50	66.67	75.00
Woolen Suit.....	No	-	-	-	-	-	-	-	-	-	-
'Kemisna Netela'.....	No	143.33	155.00	-	125.00	130.00	231.67	175.00	120.00	-	-
Sweater-Men (Imported).....	No	86.67	105.00	-	81.67	96.67	71.67	115.00	-	85.00	-
Sweater-Women (Imported).....	No	-	111.67	-	-	-	-	-	125.00	75.00	-
Nylon Dress.....	No	51.67	-	-	-	-	-	-	34.00	-	-
Tetron Trouser.....	No	-	-	-	-	-	-	-	40.00	-	-
Leather Jacket.....	No	-	-	-	-	-	-	-	800.00	-	-
Under Wear China.....	No	-	12.67	-	-	-	-	-	-	10.33	14.67
Deriya	NO	-	-	-	15.00	-	9.78	11.11	-	-	-
Polyester Suit.....	No	-	-	-	-	-	-	-	-	-	-
Khaki Short	No	-	-	-	-	-	-	-	-	-	-
T-Shirts	No	22.33	35.00	-	38.33	35.00	25.00	33.33	23.33	38.33	28.33
Jogging Suit(sport tuta)	No	66.67	-	-	92.50	76.67	71.67	85.00	70.00	85.00	-
Khaki Jacket	No	103.33	110.00	-	-	-	-	96.67	85.00	106.67	-
Geldem	No	17.00	-	30.00	14.50	-	17.00	16.00	15.00	15.67	13.33

Table 2 Group B :-(Cont'd) Average Retail Price of Goods and Services by Region and Selected Market Places

June
Sena 2002
1994

ITEM	UNIT	R E G I O N A N D M A R K E T P L A C E S									
		S N N P									
		Welayita sodo	Bodit	Jinka	Dimeka	Masha	Tepi	Bonga	Chana	Arba- minch	Sawella

P R I C E I N B I R R

READY-MADE / FOR CHILDREN

Sweater (Local) for Boys..... No	31.67	10.00	-	-	-	15.33	-	-	-	-	-
Socks (Imported) Cotton..... Pair	8.00	3.50	-	5.00	3.33	-	4.00	4.00	4.67	-	-
Jeans Trouser..... No	-	-	-	-	55.00	-	81.67	-	61.67	-	-
Shirt Long Sleeved(Imported)Boys. No	56.67	-	-	-	25.00	30.00	27.50	25.00	38.33	-	-
Sweater (England) for Girls..... No	45.00	-	-	-	-	33.33	-	-	-	-	-
Short for Boys..... No	-	-	-	-	-	-	-	-	-	-	-
Kemise(for children) No	60.00	-	-	36.67	55.00	45.00	56.67	40.00	50.00	37.67	-

FOOTWEAR (MEN AND WOMEN)

Anbessa Leather Shoes Men(Local)Pair	63.33	90.00	-	95.00	103.33	75.00	65.00	70.00	78.33	92.50	-
Leather Shoes Men (Croft)..... Pair	91.67	115.00	-	136.67	130.00	106.67	103.33	140.00	95.00	166.67	-
Walking Shoes(imp.) Non-Leather Pair	71.67	-	-	126.67	-	-	-	80.00	120.00	-	-
Canvas Shoes (Local) Men..... Pair	33.33	-	-	-	-	-	22.33	25.00	-	-	-
Canvas Shoes (China) Men..... Pair	30.00	-	-	25.00	-	23.33	25.00	-	23.67	-	-
Plastic Shoes (Local) Women.... Pair	10.33	9.33	-	10.67	8.00	9.33	8.33	9.00	10.00	8.67	-
Slippers Sponge Adult (China).. Pair	8.00	-	-	7.50	-	8.00	10.00	7.00	7.67	-	-
Boots for Men Plastic (Local).. Pair	-	-	-	-	50.00	44.00	41.67	46.50	-	-	-
Sendel Plastic Shoes (Imp.).... Pair	-	-	-	-	-	-	-	-	-	-	-
Cost of Mending Shoes sole(Men).Pair	16,67	-	-	31.67	21.00	15.00	14.33	12.50	22.67	-	-

Table 2 Group 8 :-(Cont'd) Average Retail Price of Goods and Services by Region and Selected Market Places

		June 2002									
		Sene 1994									
		R E G I O N A N D M A R K E T P L A C E S									
ITEM	UNIT	S N N P									
		Welayita sodo	Bodite	Jinka	Dimeka	Masha	Tepi	Boniga	Chana	Arbam- minch	Sawella
		P R I C E I N B I R R									
CONSTRUCTION MATERIALS, WATER, AND FUEL AND POWER											
CONSTRUCTION MATERIALS											
Cement/Bag/(Local).....	50Kg	36.00	35.33	-	46.50	47.00	-	44.00	45.00	37.83	38.67
Lime.....	Kg	1.00	1.00	-	-	-	-	1.21	-	-	-
Nail (7cm - 12cm).....	Kg	7.00	6.67	10.00	8.00	7.00	8.00	8.00	8.00	7.33	6.12
Nail With Cape.....	Kg	11.00	10.00	15.00	10.50	11.50	11.00	11.33	12.00	10.33	10.00
Corrugated Iron Sheet (.2mm).....	No	33.00	-	-	26.00	27.00	24.83	44.00	25.00	42.00	25.00
Wood for House Construction('Atana')..	No	8.00	-	-	-	3.50	2.50	-	1.75	-	4.33
Wall Paints-Super (Fluid) Normal.....	4Kg	-	-	-	58.00	-	58.00	60.00	60.00	-	60.00
Wall Paints-Super (Fluid) Plastic....	4Kg	72.00	-	-	-	-	-	-	-	88.00	-
Coarse Aggregate Gravel.....	Meter Cube	-	-	-	-	-	-	-	-	-	-
Hollow Concrete Block(20x20x40 cm Cube)No		2.30	-	-	3.50	-	-	-	-	3.20	3.00
Bricks (25cm x 12cm x 6cm).....	No	-	-	-	-	-	-	-	-	-	-
Floor Board 4m Length.....	No	-	-	-	-	-	-	-	-	24.50	-
Iron Pipe 6mt. (1/2 inch Wide) Local..	No	45.00	-	-	70.00	-	58.00	56.67	-	-	45.00
Chipwood (125cm x 250cm x 8mm).....	No	77.00	-	-	-	-	-	-	-	85.50	-
Sand.....	Meter Cube	37.50	-	-	-	150.00	-	-	-	31.88	31.67
Gutter N ^a 32.....	Meter	25.00	-	-	22.50	-	27.00	32.50	-	-	-
Window Glass (50cm x 50cm x 3mm).....	No	-	-	-	-	-	-	-	-	-	-
Water Tanker (1meter cube).....	No	-	-	-	-	-	-	-	-	-	-
Stone for House Construction..	Meter Cube	25.00	-	-	-	-	-	-	-	31.88	13.00
Mega Paints.....	4Kg	57.00	-	-	58.00	-	58.33	60.00	60.00	56.33	60.00
Tseday Paints.....	4Kg	-	-	-	-	-	-	-	-	57.00	-
"Yewellel Nitaf"(Tile).....	No	-	-	-	-	-	-	-	-	-	-
WATER											
Water.....	Meter Cube	5.93	7.33	11.33	10.00	-	7.23	8.33	10.00	3.83	5.27

Table 2 Group B :- (Cont'd) Average Retail Price of Goods and Services by Region and Selected Market Places

June 2002
Sene 1994

ITEM	UNIT	R E G I O N A N D M A R K E T P L A C E S									
		S N N P									
		Welayita sodo	Bodite	Jinka	Dimeka	Masha	Tepi	Boniga	Chana	Arbam- minch	Sawella

P R I C E I N B I R R

FUEL AND POWER

Fire Wood.....	Meter Cube	31.06	21.10	21.29	-	53.33	25.84	22.77	112.77	12.78	47.92
Charcoal.....	Kg	.79	1.16	-	1.05	1.04	-	.81	1.01	.90	.81
Dung Cake.....	Kg	-	-	-	-	-	-	-	-	-	-
Kerosine.....	Lt	2.00	2.09	4.00	2.67	2.75	2.24	2.18	3.00	2.15	2.40
Diesel.....	Lt	2.00	2.71	4.00	3.29	3.45	2.86	2.80	3.25	2.77	3.25
Electric.....	K.Watt	-	.27	-	.27	-	.27	-	-	.27	-
Matches.....	Box	.20	.20	.25	.20	.25	.25	.25	.25	.20	.20
Candles.....	No	1.00	1.00	1.00	1.00	1.00	1.00	1.00	1.00	1.00	.77
Buthane Gas (Shell).....	12.5 Kg	-	-	-	-	-	-	-	-	-	-
Eveready Drycell.....	No	1.75	1.63	2.00	2.00	1.50	1.50	1.88	-	2.00	-

FURNITURE, FURNISHING, HOUSEHOLD EQUIPMENT AND OPERATION

CHAIRS, TABLES, ETC.

Table Wanza (Machine made) Varnished..	No	200.00	210.00	-	250.00	-	150.00	180.00	-	193.33	-
Table Wanza (Hand made) Not Varnished.	No	100.00	-	-	-	106.67	-	-	120.00	-	73.33
Chairs Wanza (Machine Made) Varnished.	No	-	-	-	82.50	-	80.00	-	-	70.00	-
Chairs Wanza (Hand Made) Varnished....	No	36.67	-	-	-	33.33	30.00	35.00	35.00	-	41.67
Cupboard Wanza (2 doors) Varnished....	No	966.67	800.00	-	1100.00	-	1200.00	-	-	1166.67	-
Double Bed Wanza (120cm) Varnished....	No	516.67	390.00	-	550.00	-	500.00	350.00	-	490.00	-
Sofas (Complete).....	No	3166.67	-	-	3200.00	-	-	-	-	3900.00	-
Book Shelves Wanza (3 Shelves) no Door	No	-	-	-	-	-	360.00	-	220.00	376.67	-
Chest of Drawer	No	433.33	350.00	-	500.00	-	583.33	-	420.00	766.67	-

FURNISHINGS & REPAIRS

Bed Sheet (Non-Patterned Bahir Dar)											
1.90m x 2.50m.....	Pair	40.00	45.00	-	-	50.00	51.67	51.67	45.00	49.33	-

Table 2 Group 8 :-(Cont'd) Average Retail Price of Goods and Services by Region and Selected Market Places

June
Sene 1994

ITEM	UNIT	R E G I O N A N D M A R K E T P L A C E S									
		S N N P									
		Welayita sodo	Bodite	Jinka	Dimeka	Masha	Tepi	Boniga	Chana	Arbam- minch	Scwella
P R I C E I N B I R R											
Bed Sheet(Patterned Kombolcha)											
1.90m x 2.50m..... Pair	60.00	-	-	-	61.67	61.67	58.33	60.00	-	-	
Bed Cover(Patterned Kombolcha)..... No	61.67	-	-	-	-	66.67	-	-	76.67	-	
Blanket Woolen(Debre B.)160cm x 220cm. No	78.33	92.50	-	100.00	85.00	80.00	81.67	78.00	78.33	83.33	
Mattress-Sponge (A.A Foam) 120cm..... No	-	290.00	-	305.00	-	320.00	320.00	300.00	296.67	335.00	
Towel-Local (Kombolcha)..... No	21.67	-	-	9.00	-	8.67	-	15.00	11.33	20.00	
EARTHEN WARE											
Water Pot..... No	2.00	2.50	3.83	5.83	3.50	4.67	5.17	-	3.17	1.83	
'Jebena' Medium Size..... No	2.33	1.00	-	2.00	2.33	2.92	3.17	3.00	4.17	1.00	
'Mitad' (Griddle of Clay)..... No	9.33	5.33	-	13.33	22.33	13.67	13.00	10.50	19.33	4.67	
Local Stove '(Lakech)'. No	1.92	6.83	-	12.00	8.00	8.33	6.00	9.00	7.00	2.50	
Cup for Coffee (China)..... No	1.25	1.00	1.42	1.50	1.33	1.00	1.25	1.25	1.30	1.43	
Plate Clay (imported)..... No	3.17	5.00	6.00	5.00	5.00	4.33	4.50	4.67	7.00	3.67	
STRAW, BAMBOO AND OTHERS											
'Sefed'..... No	5.33	5.83	-	4.83	4.67	4.67	5.33	10.00	5.67	-	
Sack 100Kg Capacity..... No	3.00	-	-	-	4.50	5.67	-	-	-	-	
METAL WARE											
Cooking Pan Medium (Local)..... No	33.33	39.33	35.00	41.67	27.67	32.00	29.33	21.50	22.33	32.00	
Tray (Nickel) Medium N° 45 Local..... No	17.67	-	17.67	-	-	-	-	-	-	-	
Electric 'Mitad' Aluminium..... No	-	-	-	-	-	-	-	-	298.33	-	
Gas Stove (Kerosine) China..... No	41.67	38.00	-	48.33	42.00	44.33	40.67	45.00	43.50	-	
Refregerator..... No	-	-	-	-	-	-	-	-	3000.00	-	

Table 2 Group B :-(Cont'd) Average Retail Price of Goods and Services by Region and Selected Market Places

June
Sene 2002
1994

R E G I O N A N D M A R K E T P L A C E S											
ITEM	UNIT	S N N P									
		Welayita sodo	Bodite	Jinka	Dimeka	Masha	Tepi	Boniga	Chana	Arbam- minch	Sawella
P R I C E I N B I R R											
PLASTIC WARE (LOCAL MADE)											
Jerrycan (20 Litres).....	No	15.33	17.33	-	16.00	25.67	24.67	25.00	25.00	16.00	19.33
Bucket (20 Litres).....	No	14.83	15.67	17.50	17.00	17.67	16.33	16.83	16.50	16.00	17.33
GLASS WARE											
Glass for Tea (Duralax).....	No	3.00	-	-	3.25	3.50	3.50	3.17	3.00	3.00	2.33
OTHER HOUSEHOLD EQUIPMENT											
Kerosine Lamp.....	No	16.00	-	25.00	26.50	23.00	24.67	23.33	25.00	23.67	25.00
'Kuraz' Small Local Kerosine Lamp.....	No	1.00	-	-	1.00	1.00	1.00	1.00	.75	.53	.77
Flash Light.....	No	7.00	6.17	6.00	6.33	7.00	6.83	6.67	6.67	6.00	7.00
Electric Bulb Philips(40/60 Watt).....	No	2.00	2.00	-	3.00	2.33	2.50	2.50	2.50	2.50	3.67
HOUSEHOLD OPERATION											
Hard Soap (Local).....	200gm	1.54	1.33	2.00	2.00	1.78	1.60	-	1.60	1.33	2.00
Hard Soap (Imported).....	200gm	2.00	2.00	2.40	2.43	2.27	2.33	2.00	2.40	1.92	2.00
Detergent (Omo).....	50gm	-	1.25	2.00	.75	.71	1.00	-	.71	-	1.27
Incense.....	Kg	3.78	-	10.00	8.00	5.33	6.50	5.25	5.67	11.00	6.33
Sandal Wood.....	No	.25	.22	.50	.37	.25	.25	.25	.25	.25	.23
Toilet Paper (Mamko).....	Roll	3.00	3.00	3.00	3.00	3.25	3.00	3.00	3.00	3.00	3.00
DRY CLEANING											
Dry Cleaning (Suit Men).....	No	10.00	-	-	-	-	-	-	-	11.00	-

Table 2 Group 8 :-(Cont'd) Average Retail Price of Goods and Services by Region and Selected Market Places

		June 2002 Sene 1994									
		R E G I O N A N D M A R K E T P L A C E S									
ITEM	UNIT	S N N P									
		Welayita sodo	Bodite	Jinka	Dimeka	Masha	Tepi	Boniga	Chana	Arbam- minch	Sawella
		P R I C E I N B I R R									
DOMESTIC SERVICE											
Maid Servant.....	Month	21.67	23.33	43.33	28.33	30.00	25.00	50.00	28.33	26.67	26.67
Unskilled Service (Daily Laborer)....	Day	5.00	6.00	5.67	5.67	3.67	7.00	6.33	7.33	4.67	5.00
Salary for Guard	Month	53.33	43.33	-	21.67	-	30.00	70.00	55.00	46.67	30.00
MEDICAL CARE											
Ampicillin(250 mg) Local.....	56 Caps	17.40	18.17	-	18.67	22.00	19.40	18.80	24.00	22.00	18.50
Dichlorophine(500 mg) Local.....	6 Pills	-	-	-	-	-	-	-	-	2.00	-
Tetracycline(250mg) Local.....	56 Caps	8.13	8.89	5.00	11.20	11.60	9.10	10.90	13.00	11.20	8.83
Penicillin Injection(4 Mu. Local). Bottle		4.17	4.00	5.00	5.00	6.00	4.00	4.33	4.65	5.00	4.33
Chloramphenicol(250mg) Local.....	56 Caps	14.00	20.45	10.00	-	16.00	14.87	18.80	-	-	14.00
Dipron(500mg) Local.....	20 Pills	-	3.00	-	-	-	-	-	4.00	4.00	4.00
Cough Syrup (Berantine) Local.....	125cc	8.00	9.33	-	-	8.00	8.87	10.00	7.00	10.67	10.67
Bactrim(480mg) Local.....	30 Pills	7.50	10.50	5.36	-	7.50	-	-	6.00	12.00	12.00
Vermox(100mg) Local.....	12 Pills	2.00	2.83	-	-	-	-	-	-	4.00	-
Mezel(250mg) Local.....	30 Caps	3.86	4.58	5.00	6.00	5.15	5.00	5.67	7.50	6.00	5.00
Asprin (300 mg) Local.....	20 Pills	1.89	2.33	2.00	2.17	2.00	3.00	2.33	2.75	4.00	2.00
OTHER MEDICAL EXPENSES											
Doctor's Fee (Government).....	per visit	1.50	-	-	3.00	2.00	.50	.50	-	3.00	-
Doctor's Fee (Private).....	per visit	8.33	-	-	7.50	-	5.00	3.00	-	4.67	-
Injection (Service Charge).....	Once	1.00	-	-	1.00	-	.50	.50	-	1.00	.50
Labratory Test Fee (Private).....	Once	4.67	-	-	5.00	-	5.33	3.00	-	3.67	5.00
Bed Charge (gov.).....	per day	-	-	-	6.00	-	-	2.00	-	10.00	2.00

Table 2 Group 8 :- (Cont'd) Average Retail Price of Goods and Services by Region and Selected Market Places

June
Sene 2002
1994

ITEM	UNIT	R E G I O N A N D M A R K E T P L A C E S									
		S N N P									
		Welayita sodo	Bodite	Jinka	Dimeka	Masha	Tepi	Boniga	Chana	Arbam- minch	Sawella
		P R I C E I N B I R R									
Newspaper (Addis Zemen)..... No	.50	-	-	-	-	-	.55	-	1.00	-	
Theater Enterance Fee Once	-	-	-	-	-	-	-	-	-	-	
EDUCATION											
Exercise Book (50 Leaves) Local..... No	2.00	1.85	2.50	2.00	2.00	2.00	2.00	2.00	2.00	1.93	
Pencil (China)..... No	.20	.23	.30	.25	.25	.25	.25	.25	.20	.23	
Ball Point-Bic England..... No	1.10	1.00	-	1.20	1.10	1.00	1.13	1.25	1.00	-	
Day School Fee-Public(Grade 7 & 8)..Month	-	-	-	-	-	-	-	-	-	-	
Day School Fee-Private(Grade 9-12)..Month	-	-	-	-	-	-	-	-	-	-	
Night School Fee-Government(Gr.9-12)Month	16.67	18.33	-	-	19.00	16.00	21.00	-	17.00	21.50	
School Uniform Fee No	-	65.00	-	-	-	-	-	-	65.00	-	
Night School Fee-Private(Grade9-12)..Month	-	-	-	-	-	-	-	-	-	-	
PERSONAL CARE AND EFFECTS											
PERSONAL CARE											
Lux Toilet Soap..... 90gm	2.25	2.16	2.25	2.00	2.25	2.25	2.25	2.25	2.25	2.50	
Blade-TOPAZ..... No	.30	.20	.30	.30	.27	.25	.25	.25	.25	.28	
Hair Dressing (Traditional)..... No	7.00	2.33	-	3.00	3.00	2.00	-	2.00	-	5.00	
Hair Dressing (Modern)..... No	8.00	10.00	-	6.50	7.00	7.00	9.33	-	6.00	5.00	
Barbery (Mens Hair Cut)..... No	3.00	2.67	3.00	3.00	2.00	2.33	3.00	3.00	4.00	3.00	
Paraffin Hair Oil..... 330cc	8.00	8.00	9.00	8.33	8.50	8.33	8.17	8.33	8.00	8.00	
Zenith Hair Oil..... 330cc	8.00	6.88	9.00	8.67	9.00	8.00	8.50	8.33	7.00	8.33	
Shaving Machine (medium) No	-	-	-	-	-	-	-	-	-	-	
Perfume CC	23.00	20.67	28.33	33.33	26.33	23.00	24.67	20.00	26.00	32.67	
PERSONAL EFFECTS											
Umbrella-Men Medium (Local)..... No	25.00	-	-	30.00	26.00	24.67	21.67	20.00	-	19.00	

Table 2 Group 8 :- (Cont'd) Average Retail Price of Goods and Services by Region and Selected Market Places

June
Sene 2002
1994

ITEM	UNIT	R E G I O N A N D M A R K E T P L A C E S									
		S N N P									
		Welayita sodo	Bodite	Jinka	Dimeka	Masha	Tepi	Boniga	Chana	Arbam- minch	Sawella
		P R I C E I N B I R R									
Umbrella-Women Medium (Imported).....	No	17.67	-	25.00	22.67	23.67	23.67	20.00	20.00	21.00	43.00
Hand Bag (Imported Synthetic).....	No	83.33	-	-	-	-	-	-	-	120.00	-
Belt (Local) Machine Made.....	No	14.00	8.33	-	-	-	15.00	9.00	6.00	10.00	6.67
Belt (Local) Hand Made.....	No	-	-	-	-	-	2.33	-	2.00	-	-
JEWELLERY											
Seiko-21 Jewels Automatic (Men).....	No	-	-	-	-	-	-	-	-	310.00	-
Seiko-21 Jewels Automatic (Women).....	No	-	-	-	-	-	-	-	-	316.67	-
Earrings (4gm 18 carat Local).....	Pair	340.00	-	-	340.00	-	320.00	-	-	333.33	-
Neck Laces (6gm 21 carat Imported).....	No	600.00	-	-	630.00	-	-	-	-	560.00	-
Rings (4gm 18 carat Local).....	No	340.00	-	-	340.00	-	320.00	-	-	333.33	-
Bracelet 20gm (18 carat Local).....	No	1700.00	-	-	1740.00	-	-	-	-	1666.67	-
LIVESTOCK AND DRAUGHT ANIMALS											
LIVESTOCK											
Sheep (10-15Kg).....	No	38.33	64.33	43.67	36.33	65.00	100.00	75.00	55.33	53.33	49.00
Goat (10-15Kg).....	No	38.33	58.33	45.00	36.33	53.33	78.33	51.00	39.33	63.33	48.33
Heifer (2-4 Years).....	No	283.33	203.33	-	310.00	303.33	326.67	350.00	220.00	-	320.00
Cow (4 Years and Above).....	No	466.67	406.67	-	480.00	643.33	600.00	470.00	536.67	-	356.67
Bull (2-4 Years).....	No	333.33	333.33	276.67	333.33	310.00	220.00	316.67	185.67	-	240.00
Ox (4 Years and Above).....	No	466.67	943.33	450.00	826.67	916.67	826.67	533.33	523.33	-	453.33
Hen (Indigenous).....	No	8.33	5.50	3.00	3.83	8.33	10.67	7.17	4.50	5.33	9.33
Cock (Indigenous).....	No	10.33	11.00	4.50	7.50	12.00	13.00	12.00	11.00	10.67	4.50
DRAUGHT ANIMALS											
Donkey.....	No	-	226.67	-	-	-	-	-	350.00	-	-
Horse.....	No	-	480.00	-	-	540.00	-	500.00	530.00	-	-

Table 2 Group 8 :-(Cont'd) Average Retail Price of Goods and Services by Region and Selected Market Places

June
Sene 2002
1994

R E G I O N A N D M A R K E T P L A C E S											
ITEM	UNIT	S N N P									
		Welayita sodo	Bodite	Jinka	Dimeka	Masha	Tepi	Boniga	Chana	Arbam- minch	Sawella
P R I C E I N B I R R											
Mule.....	No	-	-	-	-	765.00	-	-	976.67	-	-
FARM EQUIPMENT (INDUSTRIAL PRODUCT)											
Sickel.....	No	-	-	-	10.00	-	8.33	10.33	10.00	7.67	8.67
Pick Axe ('Doma').....	No	16.00	-	-	21.50	-	-	26.00	-	20.67	-
'Gejera'.....	No	20.67	-	-	25.00	19.00	18.67	-	-	19.33	-
FARM EQUIPMENT (HAND MADE)											
'Mofer'.....	No	-	-	-	-	-	-	-	-	-	-
'Kember'.....	No	-	-	-	-	-	-	-	-	-	-
'Digr'.....	No	-	-	-	-	-	-	-	-	-	-
Plough.....	No	7.33	-	-	10.67	-	10.00	8.33	7.50	-	7.00
Sickel.....	No	5.33	2.50	-	-	-	-	-	3.00	7.67	2.33
'Wegel'.....	No	2.33	2.50	-	3.83	-	4.67	3.67	3.00	-	2.33
'Erfe'.....	No	2.83	-	-	-	-	-	-	-	-	-
MISCELLANEOUS GOODS AND SERVICES											
Coffin (Medium Quality).....	No	110.00	-	-	-	-	-	150.00	-	116.67	90.00
Charge for Money order	Once	-	-	-	11.02	-	3.30	-	-	11.05	6.93
Charge for Visa (for person).....	No	-	-	-	-	-	-	-	-	-	-

Group 9

Market Places

(Shewa Bench, MizanTeferi, Deri, Amaro Kelle, Soyama, Karat,
Gidole, Waka, Beste Chere, Lasoka, and Amaya.)

Table 1 Group 9 :- Average Retail Price of Goods and Services by Region and Selected Market Places

May
Ginbot 2002
1994

ITEM	UNIT	R E G I O N A N D M A R K E T P L A C E S										SNNPR AVERAGE
		S N N P										
		Shewa- Bench	Mizan- Teferi	Deri	Amaro Kalle	Soyama	Karat	Gidole	Waka	Beste- chere	Lasoka	

P R I C E I N B I R R

CEREALS UNMILLED

'Teff' White	Kg	-	-	1.17	1.62	1.62	1.16	1.24	-	1.26	1.31	1.03	1.65
'Teff' Mixed.....	Kg	1.62	1.70	1.02	1.37	1.37	1.13	1.25	.98	1.12	1.15	.88	1.42
'Teff' Black (Red).....	Kg	1.14	1.32	.92	1.20	1.20	.93	1.13	1.04	-	1.18	.55	1.18
Wheat White.....	Kg	1.16	1.20	1.06	1.00	1.00	1.08	1.12	-	.96	1.17	.55	1.11
Wheat Mixed.....	Kg	.82	1.07	1.01	-	-	-	-	1.11	-	-	.63	1.04
Wheat Black.....	Kg	.82	1.10	.83	.82	.79	1.05	-	-	-	1.73	.65	1.00
Barley White.....	Kg	1.23	1.50	-	.93	.95	1.61	1.49	1.00	.93	.93	.48	1.15
Barley Mixed.....	Kg	1.02	-	1.04	-	-	-	1.39	.97	1.20	-	.65	1.05
Barley Black.....	Kg	.76	1.40	1.03	-	-	1.73	1.58	-	-	.87	.66	1.08
Barley for Beer.....	Kg	-	-	-	-	-	-	-	-	-	-	-	1.26
Maize.....	Kg	.92	.73	.58	.84	.84	.68	.38	.41	.53	.56	.39	.66
Durrah.....	Kg	.64	.60	-	.78	.78	-	-	-	.46	-	-	.65
Sorghum Yellow.....	Kg	-	-	-	-	-	-	.71	-	-	.45	-	.76
Sorghum White.....	Kg	-	.68	-	.82	.78	.67	.57	.54	.45	.38	.49	.73
Sorghum Red.....	Kg	.64	.65	.54	.69	-	.54	.45	.37	-	.57	.40	.69
African Millet.....	Kg	-	1.01	-	-	-	1.43	-	-	-	-	-	1.04
Rice.....	Kg	-	5.00	-	-	-	5.00	-	3.00	-	6.00	-	4.80
Oats.....	Kg	-	3.00	-	-	-	-	-	1.02	-	-	.77	1.90
Hulled Barley.....	Kg	-	-	-	-	-	1.79	2.17	-	-	-	-	1.41

CEREALS MILLED

'Teff' White.....	Kg	-	-	-	-	-	-	-	-	-	-	-	2.50
'Teff' Mixed.....	Kg	-	-	-	-	-	-	-	-	-	-	-	1.79
'Teff' Black (Red).....	Kg	-	-	-	-	-	-	-	-	-	-	-	1.71
Wheat White.....	Kg	-	-	-	-	-	-	-	-	-	-	-	1.50
Wheat Mixed.....	Kg	-	-	-	-	-	-	-	-	-	-	-	-
Barley White.....	Kg	-	-	-	-	-	-	-	-	-	-	-	3.97

Table 1 Group 9 :- (Cont'd) Average Retail Price of Goods and Services by Region and Selected Market Places

May
Ginbot 2002
1994

ITEM	UNIT	R E G I O N A N D M A R K E T P L A C E S										SNNPR AVERAGE	
		S N N P											
		Shewa- Bench	Mizan- Teferi	Deri	Amaro Kalle	Soyama	Karat	Gidole	Waka	Beste- chere	Lasoka		Amaya
P R I C E I N B I R R													
Barley Mixed.....	Kg	-	5.00	-	-	-	-	-	-	-	-	-	5.00
Maize.....	Kg	-	-	.68	-	-	-	-	-	1.16	-	-	.93
Oats.....	Kg	-	-	-	-	-	5.00	-	5.17	-	-	-	4.41
Sorghum.....	Kg	-	-	-	-	-	-	-	-	-	-	-	-
Durrah.....	Kg	-	-	-	-	-	-	-	-	-	-	-	-
'Furno Duket' Locally Processed..	Kg	2.67	2.50	2.92	-	-	3.67	-	3.00	-	4.00	4.00	2.81
PULSES UNMILLED													
Horse Beans.....	Kg	-	1.20	1.17	1.06	1.06	1.70	1.14	.81	.88	1.48	.63	1.18
Peas White.....	Kg	-	1.40	-	1.22	1.22	-	1.18	-	-	1.53	-	1.40
Peas Black.....	Kg	-	1.17	-	-	-	-	-	-	-	1.50	-	1.24
Peas Mixed.....	Kg	-	1.41	1.21	-	-	1.75	-	1.07	1.10	-	1.01	1.45
Soya Beans.....	Kg	-	-	-	-	-	-	-	-	-	-	-	-
Chick Peas.....	Kg	-	2.33	2.50	1.08	1.08	1.72	1.39	2.68	-	2.40	-	2.07
Lentils.....	Kg	4.00	3.00	2.90	2.96	2.96	1.96	2.36	-	2.24	3.00	5.67	2.74
Haricot Beans.....	Kg	-	1.00	-	.57	.53	-	-	-	-	-	-	1.14
Lima Beans.....	Kg	.57	.90	-	.49	-	.64	.59	-	.74	.93	.40	1.03
Vetch.....	Kg	-	1.20	-	-	-	-	-	-	-	-	-	.97
Fenugreek.....	Kg	4.00	4.33	-	6.25	6.25	5.33	.60	-	5.72	5.00	5.00	4.58
PULSES MILLED OR SPLIT													
Horse Beans Milled.....	Kg	-	3.33	-	-	-	-	-	2.25	2.08	-	4.00	3.16
Peas Milled.....	Kg	-	4.00	-	-	-	4.00	-	-	-	4.33	-	3.72
Chick Peas Milled.....	Kg	-	-	-	-	-	-	-	-	-	-	-	-
Mixed Pulses Milled.....	Kg	3.33	3.33	3.00	-	-	-	-	-	-	-	-	3.11
Vetch Milled.....	Kg	-	-	-	-	-	5.56	-	-	-	-	-	2.79
Peas Split.....	Kg	-	3.00	-	3.00	3.00	3.00	4.00	-	-	5.00	-	3.41
Peas Split(Roasted).....	Kg	-	-	-	-	-	-	-	-	-	-	-	2.91

Table 1 Group 9 :-(Cont'd) Average Retail Price of Goods and Services by Region and Selected Market Places

May
Ginbot 2002
1994

ITEM	UNIT	R E G I O N A N D M A R K E T P L A C E S											SNNPR AVERAGE
		S N N P											
		Shewa- Bench	Mizan- Teferi	Deri	Amaro Kalle	Soyama	Karat	Gidole	Waka	Beste- chere	Lasoka	Amaya	
P R I C E I N B I R R													
Horse Beans Split(Roasted).....	Kg	-	-	-	-	-	-	-	-	-	-	-	2.55
Lentils Split.....	Kg	4.17	3.50	3.42	4.00	4.00	4.00	4.00	3.93	4.00	5.00	5.00	3.71
Vetch Split(Roasted).....	Kg	-	-	-	-	-	-	-	-	-	-	-	1.59
Chick Peas Split(Roasted).....	Kg	-	-	-	-	-	-	-	-	-	-	-	-
Fenugreek Milled.....	Kg	-	9.33	8.00	12.00	12.00	8.67	-	10.00	-	10.00	8.33	8.90
OIL SEEDS													
Niger Seed.....	Kg	-	4.00	-	-	-	7.14	-	6.00	-	-	-	4.05
Linseed White.....	Kg	-	-	-	-	-	-	1.68	-	-	-	-	1.68
Linseed Black.....	Kg	-	3.00	1.97	-	-	1.92	2.42	2.97	3.78	2.78	2.07	2.94
Sesame Seed.....	Kg	-	4.00	-	-	-	4.85	2.04	-	-	-	4.77	3.64
Sunflower.....	Kg	-	4.00	-	-	-	-	1.34	6.00	-	-	-	2.92
Castor Beans.....	Kg	-	-	-	.83	.83	-	-	-	-	-	-	1.67
Rape Seed.....	Kg	1.20	2.00	1.70	2.86	2.86	2.00	2.74	1.72	-	-	3.77	2.23
Ground Nut Shelled.....	Kg	-	-	-	-	-	6.00	-	-	-	-	7.00	4.66
PREPARED CEREAL PRODUCTS													
Spaghetti (Local) Without Egg....	Kg	-	5.00	7.00	7.00	7.00	8.00	7.00	7.00	7.00	7.00	8.67	6.36
Pastini.....	Kg	7.00	8.33	-	-	-	-	-	-	-	-	-	7.85
Macaroni (Local) Without Egg.....	Kg	5.50	5.00	5.00	5.00	5.00	-	5.00	6.00	6.00	6.00	5.33	5.20
'Fafa' Flour.....	kg	-	10.00	-	-	-	-	9.00	-	-	-	-	7.58
'Dube' Flour.....	kg	-	-	-	-	-	5.50	-	-	-	-	4.67	4.88
BREAD AND OTHER PREPARED FOODS													
'Enjera' ('Teff' Mixed).....	325gm	-	.51	.19	.74	.74	.63	.51	.23	.33	.33	.20	.46
'Dabo' (Traditional Ambasha)..	350gm	-	.57	-	.18	.18	.47	.34	-	-	-	-	.46
'Dabo' (Traditional Sheleto)..	350gm	-	-	.38	1.24	.30	-	.34	-	-	-	.20	.43

Table 1 Group 9 :- (Cont'd) Average Retail Price of Goods and Services by Region and Selected Market Places

May 2002
Ginbot 1994

ITEM	UNIT	R E G I O N A N D M A R K E T P L A C E S											SNNPR AVERAGE
		S N N P											
		Shewa- Bench	Mizan- Teferi	Deri	Amaro Kalle	Soyama	Karat	Gidole	Waka	Beste- chere	Lasoka	Amaya	
P R I C E I N B I R R													
Bread Wheat (Bakery).....	350gm	1.21	.94	.88	.99	.99	.88	1.01	-	.83	1.21	-	.90
Biscuits	150gm	2.96	2.50	2.50	-	-	3.18	-	3.32	2.43	3.32	2.50	2.45
MEAT													
Beef	Kg	-	12.00	8.77	-	-	6.29	12.46	12.00	10.00	8.87	6.28	12.42
Camel Meat	Kg	-	-	-	7.58	7.58	-	-	-	-	-	-	7.58
FISH AND FISH PRODUCTS													
Fish Fresh.....	Kg	-	-	-	-	-	-	1.86	-	-	-	-	3.44
Sardines (Imported).....	125gm	-	7.00	-	-	-	7.33	-	-	-	-	-	6.85
DIARY PRODUCTS AND EGG													
Cow Milk (Unpasteurized).....	Lt	-	1.75	-	2.56	2.56	3.03	3.03	-	-	1.67	-	2.61
Cow Milk (pasteurized).....	Lt	-	-	-	-	-	-	-	-	-	-	-	4.00
Camel Milk.....	Lt	-	-	-	-	-	-	-	-	-	-	-	-
Goat Milk.....	Lt	-	-	-	-	-	-	-	-	-	-	-	-
Powdered Milk (Edget).....	450gm	-	-	-	-	-	29.63	-	-	-	-	-	22.89
Yoghurt (Traditional).....	Lt	-	2.91	-	-	-	-	4.63	3.11	-	3.37	-	3.93
Cheese Cottage.....	Kg	4.40	3.06	3.10	-	-	-	-	1.97	1.85	.95	1.51	3.16
Egg (Traditional).....	Dozen	3.00	3.00	3.00	2.40	2.40	1.89	3.60	2.40	2.27	2.49	2.60	3.18
OILS AND FATS													
Butter Unrefined.....	Kg	15.69	19.67	15.86	17.50	17.50	23.00	18.52	14.66	16.33	17.63	9.36	17.48
Cooking Oil (Imported).....	Lt	12.00	12.09	-	15.00	12.00	8.50	11.00	11.83	11.17	12.00	-	10.92
Cooking Oil (Local).....	Lt	8.00	7.83	7.83	-	-	-	-	10.04	10.00	10.00	10.37	8.46

Table 1 Group 9 :-(Cont'd) Average Retail Price of Goods and Services by Region and Selected Market Places

May
Ginbot 2002
1994

ITEM	UNIT	R E G I O N A N D M A R K E T P L A C E S											SNNPR AVERAGE
		S N N P											
		Shewa- Bench	Mizan- Teferi	Deri	Amaro Kalle	Soyama	Karat	Gidole	Waka	Beste- chere	Lasoka	Anaya	
P R I C E I N B I R R													
VEGETABLES AND FRUITS													
VEGETABLES (FRESH)													
Ethiopian Kale.....	Kg	.17	.25	.49	.25	.25	.20	.28	.26	.09	.14	.18	.38
Cabbage.....	Kg	-	.92	-	-	-	.84	.94	-	-	-	-	.91
Lettuce.....	Kg	-	-	-	-	-	-	-	-	-	-	-	1.27
Spinach.....	Kg	-	-	-	-	-	-	-	-	-	-	-	.95
Carrot.....	Kg	-	1.73	-	-	-	2.26	.54	-	-	-	-	1.57
Tomatoes.....	Kg	2.35	1.28	.62	1.38	1.38	1.56	.49	2.86	-	.28	-	1.41
Onions.....	Kg	2.38	2.35	2.90	2.44	2.44	4.12	1.14	4.23	3.16	1.73	2.11	2.67
Garlics.....	Kg	10.74	12.63	-	-	-	-	7.03	-	7.54	8.93	-	9.23
Leaks.....	Kg	-	-	-	-	-	-	-	-	-	-	-	1.90
Pepper Green.....	Kg	1.30	1.85	-	.91	.91	2.56	2.06	1.14	.80	1.78	3.40	1.96
Pumpkin.....	Kg	.13	-	-	-	-	.20	-	.21	-	.17	.11	.28
Green Peas.....	Kg	-	-	-	-	-	-	-	-	-	-	-	-
Beet Root.....	Kg	-	1.46	-	-	-	-	.94	-	-	-	-	.94
Cauliflower.....	Kg	-	-	-	-	-	-	-	-	-	-	-	-
FRUITS FRESH													
Banana.....	Kg	.78	.29	.63	1.12	1.12	1.32	.76	.52	.50	.28	.36	.87
Orange.....	Kg	-	.33	.43	.51	.51	.81	-	.44	.73	-	.32	1.08
Lemon.....	Kg	-	2.07	1.23	.49	.49	.44	.47	1.12	.53	.71	.21	1.37
Tangerine.....	Kg	-	-	-	-	-	-	-	-	-	-	-	-
Papaya.....	Kg	.67	.25	-	.49	.49	.56	.38	.69	.18	.31	-	.58
Grapes.....	Kg	-	-	-	-	-	-	-	-	-	-	-	-
Avocado.....	Kg	-	1.21	-	2.07	2.07	2.47	1.93	-	-	-	-	1.79
Mango.....	Kg	.67	.24	-	-	-	2.08	-	-	-	.78	-	1.37
Cactus.....	Kg	-	-	-	-	-	-	-	-	-	-	-	-

Table 1 Group 9 :-(Cont'd) Average Retail Price of Goods and Services by Region and Selected Market Places

May 2002
Ginbot 1994

ITEM	UNIT	R E G I O N A N D M A R K E T P L A C E S										SNNPR AVERAGE	
		S N N P											
		Shewa- Bench	Mizan- Teferi	Deri	Amaro Kalle	Soyama	Karat	Gidole	Waka	Beste- chere	Lasoka		Amaya
P R I C E I N B I R R													
SPICES													
Pepper Whole.....	Kg	-	3.50	-	6.25	6.25	-	-	3.33	-	-	3.85	4.48
Black Pepper(Local).....	Kg	-	-	-	-	-	-	-	-	-	-	-	8.63
Long Pepper(Local).....	Kg	-	15.00	-	-	-	-	-	-	-	-	-	13.07
White Cumin(Bishop's Weed)Local..	Kg	4.00	4.00	3.00	-	-	4.33	5.00	8.42	7.51	15.33	4.00	4.92
Black Cumin(Local).....	Kg	6.33	6.33	6.67	8.00	8.00	6.00	9.67	10.57	6.98	6.83	8.33	6.54
Ginger Dry(Local).....	Kg	-	-	-	-	-	-	-	-	-	-	-	2.88
Ginger Wet(Local).....	Kg	1.32	.56	2.34	1.50	1.50	1.82	1.61	1.02	.49	.40	.73	1.30
Cloves(Imported).....	Kg	130.00	115.00	-	-	-	-	-	-	-	131.67	-	116.12
Cinnamon(Imported).....	Kg	41.67	40.00	50.00	-	-	-	-	-	-	-	-	30.48
Cardamon(Local).....	Kg	-	20.00	-	-	-	35.00	-	21.91	-	28.67	-	32.09
Tumeric Flour(Local).....	Kg	3.67	3.00	2.83	5.00	5.00	5.50	-	3.87	5.01	4.00	5.33	3.82
Chillies Whole.....	Kg	-	3.08	3.78	-	-	3.33	9.33	8.29	-	8.89	-	5.89
Basil Dry.....	Kg	-	7.33	-	4.44	4.44	1.18	-	-	-	-	-	7.08
POTATOES, OTHER TUBERS AND STEMS													
Potato.....	Kg	-	.98	-	.58	.58	.93	.86	.54	-	.36	.98	.79
Sweet Potato.....	Kg	-	-	.31	.41	.41	.33	.35	.29	-	.29	-	.34
'Kocho' (Unprocessed).....	Kg	.31	.46	.12	.82	.82	-	.47	.33	.48	.21	.25	.73
'Bula'.....	Kg	-	3.83	-	1.67	1.67	2.13	.76	-	-	.87	-	1.94
COFFEE, TEA, CHAT AND BUCK-THORN LEAVES													
Tea Leaves(Local).....	100gm	2.00	2.00	2.00	2.00	2.00	2.00	2.00	2.00	2.00	2.00	2.00	2.00
Coffee Whole.....	Kg	-	1.50	-	1.86	1.86	1.62	.77	-	-	1.00	-	1.98
Coffee Beans.....	Kg	2.98	4.00	-	7.00	7.00	3.61	4.11	5.86	4.06	3.00	2.76	4.88
Coffee Leaves.....	Kg	.40	-	-	-	-	.60	.54	-	-	-	-	.66
Buck Thorn Leaves.....	Kg	2.09	2.40	-	5.00	5.00	.90	-	-	-	-	-	2.74

Table 1 Group 9 --(Cont'd) Average Retail Price of Goods and Services by Region and Selected Market Places

May
Ginbot 2002
1994

ITEM	UNIT	R E G I O N A N D M A R K E T P L A C E S											SNNPR AVERAGE
		S N N P											
		Shewa- Bench	Mizan- Teferi	Deri	Amaro Kalle	Soyama	Karat	Gidole	Waka	Beste- chere	Lasoka	Amaya	
P R I C E I N B I R R													
'Chat'.....	Kg	1.50	2.05	1.37	1.58	1.58	1.59	2.97	5.52	2.28	2.02	-	4.33
Malt-Barley.....	Kg	2.03	-	3.52	1.55	1.54	-	-	-	1.11	-	-	2.08
Malt-Wheat.....	Kg	-	-	-	-	-	-	-	-	-	-	-	2.27
OTHER FOOD ITEMS													
Salt.....	Kg	2.00	1.38	1.50	2.50	2.50	2.00	2.00	1.99	2.00	1.50	3.00	1.86
Sugar.....	Kg	5.17	5.00	4.92	5.00	5.00	5.00	5.00	5.00	5.00	5.00	5.00	4.86
Honey.....	Kg	4.86	8.00	-	8.57	8.57	8.11	-	-	6.83	-	4.67	8.47
Canned Tomato (Local).....	410gm	-	6.42	-	-	-	7.33	-	-	-	-	-	6.95
FOOD TAKEN AWAY FROM HOME													
Cup of Tea.....	No	.25	.37	.25	.25	.25	.43	.25	.30	.25	.23	.25	.35
Cup of Coffee.....	No	.50	.57	-	-	-	.70	.50	.50	-	.47	-	.65
Cup of Milk.....	No	.50	.75	-	-	-	1.00	-	-	-	-	-	1.03
'Key Wot Yebere'.....	One Meal	-	-	-	-	-	4.00	3.00	4.00	-	-	4.00	4.53
'Key Wot Yebeg/Yefyel'..	One Meal	3.17	4.67	-	4.33	4.33	4.00	3.00	5.00	-	4.00	4.00	4.54
COST OF MILLING													
Cereals.....	100Kg	15.00	10.00	10.00	18.87	18.87	15.00	15.00	20.00	20.00	20.00	15.00	15.20
Pulses.....	100Kg	15.00	15.00	10.00	15.00	15.00	10.00	10.00	20.00	20.00	15.00	-	14.20
Pepper Whole.....	100Kg	-	75.00	-	-	-	-	-	-	-	-	-	85.83
BEVERAGES - NON ALCOHOLIC													
Ambo Mineral Water.....	500cc	3.00	2.50	2.00	2.50	2.50	2.50	2.00	2.00	2.00	3.00	2.50	2.24
Bure Mineral Water.....	500cc	-	-	-	-	-	-	-	-	-	-	-	-
Coca Cola/Fanta.....	300cc	2.67	2.00	2.00	-	-	2.00	2.00	2.00	2.00	-	2.50	2.14

Table 1 Group 9 :- (Cont'd) Average Retail Price of Goods and Services by Region and Selected Market Places

May
Ginbot 2002
1994

ITEM	UNIT	R E G I O N A N D M A R K E T P L A C E S											SNNPR AVERAGE
		S N N P											
		Shewa- Bench	Mizan- Teferi	Deri	Amaro Kalle	Soyama	Karat	Gidole	Waka	Beste- chere	Lasoka	Amaya	
P R I C E I N B I R R													
Pepsi Cola/Mirinda.....	300cc	2.67	2.00	2.00	2.50	2.50	2.00	2.00	2.00	2.00	2.75	2.50	2.17
BEVERAGES - ALCOHOLIC													
Araki (Local).....	900cc	30.33	22.67	-	30.00	30.00	28.31	28.31	21.57	20.22	30.00	30.10	26.85
Cognac (Local).....	900cc	-	23.00	-	-	-	-	-	-	-	-	-	25.11
Brandy (Local).....	900cc	-	20.00	-	-	-	-	-	-	-	-	-	25.02
Gin (Local).....	900cc	30.33	23.00	-	30.00	30.00	28.31	28.31	21.24	-	-	-	27.14
Saris Wine (Normal).....	750cc	-	6.67	-	-	-	6.67	6.67	-	-	-	-	6.61
'Katikalla'.....	Lt	3.33	3.33	4.55	1.89	1.89	2.50	3.57	6.16	5.43	3.67	7.78	4.73
Beer (Bedele).....	330cc	3.17	3.00	3.00	3.50	3.50	3.00	-	3.00	3.00	-	3.50	3.11
Beer (Harar).....	330cc	-	-	-	3.50	3.50	3.00	3.00	3.00	3.00	3.85	-	3.13
Beer (Meta Abo).....	330cc	-	-	-	-	-	3.00	-	-	-	-	-	3.06
'Tella'.....	Lt	.56	1.02	.55	.62	.62	.60	.78	.56	-	-	.80	.71
'Tej' (Mead).....	Lt	2.22	2.04	2.00	1.92	1.92	2.00	2.80	1.48	1.12	-	2.22	2.04
CIGARETTES AND TOBACCO													
CIGARETTES													
Nyala.....	Packet	4.00	4.00	4.00	4.00	4.00	4.00	4.00	4.00	4.00	4.00	4.00	4.02
Gissila.....	Packet	1.00	1.50	1.00	-	-	-	-	1.33	1.33	1.00	1.50	1.28
Rothmans.....	Packet	-	10.00	-	8.00	8.00	10.00	-	10.00	-	10.00	-	9.26
TOBACCO													
'Gaya'.....	Kg	3.41	4.53	5.29	10.00	10.00	-	3.02	2.33	3.09	7.11	3.10	6.75
CLOTHING AND FOOT WEAR													

Table 1 Group 9 :- (Cont'd) Average Retail Price of Goods and Services by Region and Selected Market Places

May 2002
Ginbot 1994

ITEM	UNIT	R E G I O N A N D M A R K E T P L A C E S										SNNPR AVERAGE
		S N N P										
		Shewa- Bench	Mizan- Teferi	Deri	Amaro Kalle	Soyama	Karat	Gidole	Waka	Beste- chere	Lasoka	
P R I C E I N B I R R												
CLOTHING												
Abujedid(Akaki/Bahir Dar)91cm. Meter	6.00	5.00	-	-	-	-	-	-	-	-	-	4.19
Abujedid(Komb./Arba Min.)150cm Meter	-	7.00	5.00	-	-	-	-	5.17	-	-	-	5.98
Khaki(S-10,000 Twil)110cm..... Meter	-	-	-	-	-	6.00	-	6.00	-	6.00	-	6.00
Khaki(Akaki)91cm..... Meter	-	-	-	-	-	-	-	-	-	-	-	6.00
Wool-England 100%..... Meter	-	-	-	-	-	-	-	-	-	-	-	10.88
Tetron(Arba Minch)..... Meter	-	-	-	-	-	-	-	-	-	-	-	-
Poplin(Dire Dawa)105cm..... Meter	-	-	-	-	-	25.00	20.00	-	-	-	-	-
Poplin(Komb./Arba Minch)150cm. Meter	-	7.67	5.00	-	-	-	6.00	5.50	-	-	-	20.32
Nylon(Mojo)..... Meter	10.00	12.67	-	-	-	-	-	-	-	-	-	6.75
Polyster(Arba Minch/Awasa)..... Meter	10.00	13.67	8.33	-	-	10.00	10.67	10.00	-	-	5.50	10.78
Jersi..... Meter	-	-	-	-	-	23.00	-	-	10.00	10.00	19.00	10.31
Cotton..... Kg	-	-	11.50	-	-	-	-	-	-	25.00	-	19.00
Hisufi Meter	-	-	-	-	-	-	2.07	-	-	-	25.33	17.20
Kefay Meter	-	-	18.00	-	-	-	33.00	-	-	2.90	-	3.55
						22.00	25.00	-	-	-	25.33	26.00
												20.79
COST OF TAILORING												
Woolen Suit (Men)..... No	-	-	-	-	-	-	-	-	-	-	-	266.25
Khaki Suit (Men)..... No	-	-	-	-	-	-	-	-	-	-	-	46.61
Khaki Suit (Boys)..... No	-	-	32.50	-	-	35.00	50.00	-	-	45.00	-	28.72
Tateron Suit (Men) No	40.00	-	27.50	-	-	17.67	25.00	-	-	27.50	-	43.93
Tateron Suit (Boys) No	36.67	-	32.50	-	-	35.00	50.00	-	31.67	45.00	-	29.36
			27.50	-	-	17.67	25.00	-	-	27.50	-	-
READY-MADE / FOR ADULTS												
'Netela'..... No	-	-	19.67	-	-	18.00	12.33	-	-	-	-	22.63
'Gabi'..... No	-	-	40.00	-	-	50.00	40.00	-	-	17.67	15.00	59.81
										51.67	43.00	-

Table 1 Group 9 :-(Cont'd) Average Retail Price of Goods and Services by Region and Selected Market Places

May 2002
Ginbot 1994

ITEM	UNIT	R E G I O N A N D M A R K E T P L A C E S											SNNPR AVERAGE
		S N N P											
		Shewa- Bench	Mizan- Teferi	Deri	Amaro Kalle	Soyama	Karat	Gidole	Waka	Beste- chere	Lasoka	Amaya	
P R I C E I N B I R R													
Shirts Long Sleeved (Local).....	No	41.67	31.67	21.33	-	-	30.00	-	21.67	-	36.67	-	27.08
Shirts Short Sleeved (Local).....	No	40.00	28.33	-	-	-	-	-	20.67	-	-	-	25.45
Shirts Long Sleeved (Imported)...	No	63.33	45.00	40.00	45.00	45.00	52.50	50.00	37.33	-	42.50	-	47.22
Shirts Short Sleeved (Imported)...	No	60.00	45.00	-	-	-	40.00	50.00	39.67	-	37.50	-	47.57
Socks (Cotton) Imported.....	Pair	8.00	7.67	-	-	-	7.50	7.67	6.67	5.33	5.83	5.00	6.64
Sweater (Local) Men.....	No	-	41.67	-	-	-	20.00	-	40.00	-	30.00	-	45.00
Sweater (Local) Women.....	No	-	31.00	-	-	-	20.00	-	-	-	-	-	35.52
Shash (Imported).....	No	14.67	7.67	9.67	8.00	8.00	8.33	11.67	10.00	10.67	9.67	7.33	10.07
Singlets (Local) White.....	No	-	9.33	8.17	-	-	10.00	-	8.83	-	11.67	-	10.50
Jeans Trouser.....	No	85.00	75.00	95.00	75.00	75.00	90.00	93.33	85.00	95.00	85.00	-	79.73
Woolen Suit.....	No	-	-	-	-	-	-	-	-	-	-	-	-
'Kemiswa Netela'.....	No	123.33	133.33	-	-	-	-	-	110.00	81.67	51.67	42.50	121.61
Sweater-Men (Imported).....	No	60.00	93.33	-	-	-	55.00	-	90.00	-	-	-	87.93
Sweater-Women (Imported).....	No	53.33	-	-	-	-	67.50	-	110.00	-	65.00	-	66.00
Nylon Dress.....	No	43.33	-	-	-	-	-	-	-	-	-	40.00	47.50
Tetron Trouser.....	No	-	-	-	-	-	-	-	-	-	-	-	-
Leather Jacket.....	No	-	-	-	-	-	-	-	-	-	-	-	585.67
Under Wear China.....	No	-	-	-	-	-	12.67	17.50	12.67	-	12.67	-	14.05
Deriya	NO	-	-	-	10.00	-	10.56	-	-	-	15.00	-	14.81
Polyester Suit.....	No	-	-	-	-	-	-	-	-	-	-	-	-
Khaki Short	No	-	9.00	-	-	-	-	17.00	-	-	-	-	10.08
T-Shirts	No	33.33	28.33	20.67	25.00	25.00	31.00	36.67	30.00	-	36.67	26.67	30.06
Jogging Suit(sport tuta)	No	86.67	73.33	61.67	-	-	73.33	-	30.33	-	81.67	-	76.53
Khaki Jacket	No	-	88.33	-	95.00	95.00	100.00	-	-	-	-	-	102.08
Geldem	No	-	18.00	13.67	-	-	15.33	-	13.33	-	21.67	-	15.76

Table 1 Group 9 :- (Cont'd) Average Retail Price of Goods and Services by Region and Selected Market Places

May 2002
Ginbot 1994

ITEM	UNIT	R E G I O N A N D M A R K E T P L A C E S										SNNPR AVERAGE	
		S N N P											
		Shewa- Bench	Mizan- Teferi	Deri	Amaro Kalle	Soyama	Karat	Gidole	Waka	Beste- chere	Lasoka		Anaya
P R I C E I N B I R R													
READY-MADE / FOR CHILDREN													
Sweater (Local) for Boys.....	No	-	21.67	-	-	-	-	-	10.33	-	-	-	16.57
Socks (Imported) Cotton.....	Pair	4.00	5.00	-	-	-	3.00	4.00	3.00	-	4.67	5.00	4.22
Jeans Trouser.....	No	65.00	63.33	-	-	-	-	-	63.53	-	-	125.00	71.78
Shirt Long Sleeved(Imported)Boys.	No	-	23.33	-	-	-	-	-	-	-	-	-	31.28
Sweater (England) for Girls.....	No	45.00	31.67	-	-	-	-	-	42.50	-	-	-	40.67
Short for Boys.....	No	-	-	-	-	-	-	5.33	-	-	-	-	5.83
Kemise(for children)	No	61.67	55.00	37.50	-	-	40.00	-	-	-	61.67	-	47.25
FOOTWEAR (MEN AND WOMEN)													
Arbessa Leather Shoes Men(Local)Pair		86.67	71.67	100.00	60.00	60.00	66.67	17.00	48.33	49.00	110.00	-	82.49
Leather Shoes Men (Croft).....	Pair	106.67	110.00	-	110.00	110.00	121.67	130.00	111.67	-	127.50	-	119.28
Walking Shoes(imp.) Non-Leather	Pair	90.00	80.00	-	80.00	-	-	140.00	-	-	87.50	-	92.60
Canvas Shoes (Local) Men.....	Pair	-	24.33	25.00	-	-	23.00	-	23.67	-	25.33	25.67	22.34
Canvas Shoes (China) Men.....	Pair	-	-	-	-	-	25.00	-	-	-	25.33	-	24.67
Plastic Shoes (Local) Women....	Pair	10.00	8.00	9.00	-	-	10.33	-	8.83	10.83	10.00	9.33	9.62
Slippers Sponge Adult (China)..	Pair	10.00	-	-	-	-	7.00	9.00	8.17	-	9.00	-	8.23
Boots for Men Plastic (Local)..	Pair	43.33	51.67	-	-	-	-	-	-	-	53.33	46.33	44.74
Sendel Plastic Shoes (imp.)....	Pair	12.33	-	-	-	-	-	-	-	-	-	-	12.00
Cost of Mending Shoes sole(Men).Pair		14.00	20.00	20.00	-	-	-	-	12.67	-	-	-	19.98

Table 1 Group 9 :- (Cont'd) Average Retail Price of Goods and Services by Region and Selected Market Places

May 2002
Ginbot 1994

R E G I O N A N D M A R K E T P L A C E S												
ITEM	UNIT	S N N P										SNNPR AVERAGE
		Shewa-Bench	Mizan-Teferi	Deri	Amaro Kalle	Soyama	Karate	Gidola	Waka	Besitechere	Lasoka	

P R I C E I N B I R R

CONSTRUCTION MATERIALS, WATER, AND FUEL AND POWER

CONSTRUCTION MATERIALS

Cement/Bag/(Local).....	50Kg	-	46.00	-	-	-	36.50	-	-	-	-	-	-	39.51
Lime.....	Kg	-	1.00	-	-	-	-	-	-	-	-	-	-	1.01
Nail (7cm - 12cm).....	Kg	8.00	8.00	8.33	7.00	7.00	8.00	7.33	7.17	6.47	8.00	10.00	-	7.45
Nail With Cape.....	Kg	13.67	12.00	10.67	12.00	12.00	12.00	12.00	-	-	12.00	13.33	-	11.21
Corrugated Iron Sheet (.2mm).....	No	-	25.00	-	-	-	-	-	-	-	-	-	-	29.41
Wood for House Construction('Atana')..	No	-	1.00	-	-	-	-	-	-	-	-	-	-	2.86
Wall Paints-Super (Fluid) Normal.....	4Kg	-	58.00	-	-	-	-	-	-	-	-	-	-	57.40
Wall Paints-Super (Fluid) Plastic.....	4Kg	-	90.00	-	-	-	-	-	-	-	-	-	-	87.90
Coarse Aggregate Gravel.....	Meter Cube	-	143.67	-	-	-	-	-	-	-	-	-	-	90.77
Hollow Concrete Block(20x20x40 cm Cube)	No	-	4.00	-	-	-	2.50	-	-	-	-	-	-	2.63
Bricks (25cm x 12cm x 6cm).....	No	-	-	-	-	-	-	-	-	-	-	-	-	1.08
Floor Board 4m Length.....	No	-	-	-	15.00	15.67	-	-	-	-	-	-	-	17.25
Iron Pipe 6mt. (1/2 inch Wide) Local..	No	-	65.00	-	-	-	44.00	-	-	-	-	-	-	55.00
Chipwood (125cm x 250cm x 8mm).....	No	-	90.00	-	-	-	-	-	-	-	-	-	-	88.14
Sand.....	Meter Cube	-	23.80	-	-	-	15.00	-	-	-	-	-	-	64.41
Gutter N° 32.....	Meter	-	30.00	-	-	-	-	-	-	-	-	-	-	23.65
Window Glass (50cm x 50cm x 3mm).....	No	-	27.00	-	-	-	-	-	-	-	-	-	-	18.58
Water Tanker (1meter cube).....	No	-	966.67	-	-	-	-	-	-	-	-	-	-	800.00
Stone for House Construction..	Meter Cube	-	30.09	-	-	-	18.75	-	-	-	10.00	-	-	23.01
Mega Paints.....	4Kg	-	58.00	-	-	-	-	-	-	-	-	-	-	58.23
Tseday Paints.....	4Kg	-	-	-	-	-	-	-	-	-	-	-	-	58.50
"Yewellel Nitaf"(Tile).....	No	-	-	-	-	-	-	-	-	-	-	-	-	1.05

WATER

Water.....	Meter Cube	-	8.00	-	-	-	10.00	-	-	-	-	-	5.00	7.67
------------	------------	---	------	---	---	---	-------	---	---	---	---	---	------	------

Table 1 Group 9 :- (Cont'd) Average Retail Price of Goods and Services by Region and Selected Market Places

May
Ginbot 2002
1994

ITEM	UNIT	R E G I O N A N D M A R K E T P L A C E S											SNNPR AVERAGE
		S N N P											
		Shewa- Bench	Mizan- Teferi	Deri	Amaro Kalle	Soyama	Karate	Gidola	Waka	Besite- chere	Lasoka	Amaya	
P R I C E I N B I R R													
FUEL AND POWER													
Fire Wood.....	Meter Cube	32.43	-	-	-	-	15.85	40.91	-	-	6.32	-	39.69
Charcoal.....	Kg	.91	1.10	-	-	-	1.15	.94	.95	.86	1.42	-	.97
Dung Cake.....	Kg	-	-	-	-	-	-	-	-	-	-	-	-
Kerosine.....	Lt	3.70	2.24	2.58	3.00	3.00	2.70	3.03	3.33	3.03	3.11	3.70	2.70
Diesel.....	Lt	4.26	2.86	-	-	-	3.15	3.79	4.17	-	3.67	-	3.18
Electric.....	K.Watt	-	.27	-	-	-	.27	-	-	-	-	-	.31
Matches.....	Box	.23	.25	.20	.25	.25	.20	.20	.20	.20	.20	.25	.22
Candles.....	No	1.00	1.00	1.00	1.00	1.00	1.00	1.00	1.00	1.00	1.00	1.00	.96
Buthane Gas (Shell).....	12.5 Kg	-	-	-	-	-	-	-	-	-	-	-	-
Eveready Drycell.....	No	2.00	2.00	2.00	2.00	2.00	2.00	2.00	-	1.75	-	-	1.86
FURNITURE, FURNISHING, HOUSEHOLD EQUIPMENT AND OPERATION													
CHAIRS, TABLES, ETC.													
Table Wanza (Machine made) Varnished..	No	-	133.33	-	-	-	165.00	180.00	-	-	100.00	-	175.47
Table Wanza (Hand made) Not Varnished..	No	-	106.67	-	35.00	35.00	115.00	-	160.00	120.00	80.00	-	111.91
Chairs Wanza (Machine Made) Varnished..	No	-	46.67	-	-	-	67.50	106.67	-	-	45.00	-	46.98
Chairs Wanza (Hand Made) Varnished....	No	-	41.67	-	-	-	45.00	-	34.33	41.67	35.00	-	35.24
Cupboard Wanza (2 doors) Varnished....	No	-	1033.33	-	-	-	-	-	-	-	-	-	1008.79
Double Bed Wanza (120cm) Varnished....	No	-	440.00	-	-	-	425.00	483.33	-	-	400.00	-	406.04
Sofas (Complete).....	No	-	-	-	-	-	-	-	-	-	-	-	2992.11
Book Shelves Wanza (3 Shelves) no Door	No	-	316.67	-	-	-	190.00	325.00	-	-	-	-	235.35
Chest of Drawer	No	-	466.67	-	-	-	-	-	-	-	-	-	503.44
FURNISHINGS & REPAIRS													
Bed Sheet (Non-Patterned Bahir Dar)													
1.90m x 2.50m.....	Pair	-	49.33	50.00	-	-	39.33	-	38.33	-	51.00	-	46.58

Table 1 Group 9 :-(Cont'd) Average Retail Price of Goods and Services by Region and Selected Market Places

May
Ginbot 2002
1994

ITEM	UNIT	R E G I O N A N D M A R K E T P L A C E S											SNNPR AVERAGE
		S N N P											
		Shewa- Bench	Mizan- Teferi	Deri	Amaro Kalle	Soyama	Karate	Gidola	Waka	Besite- chere	Lasoka	Amaya	
		P R I C E I N B I R R											
Bed Sheet(Patterned Kombolcha) 1.90m x 2.50m.....	Pair	-	63.33	-	-	-	-	-	60.00	-	-	-	68.76
Bed Cover(Patterned Kombolcha).....	No	-	-	-	-	-	-	-	-	-	-	-	58.64
Blanket Woolen(Debre B.)160cm x 220cm. No		-	86.67	82.50	83.00	83.00	-	80.00	95.00	81.00	-	78.33	86.72
Mattress-Sponge (A.A Foam) 120cm.....	No	-	296.67	-	-	-	-	-	330.00	-	-	-	306.36
Towel-Local (Kombolcha).....	No	15.00	-	-	-	-	-	-	13.33	-	-	-	12.64
EARTHEN WARE													
Water Pot.....	No	4.67	4.67	2.25	5.17	5.17	7.00	3.50	-	1.40	5.17	2.83	3.78
'Jebena' Medium Size.....	No	2.00	3.17	.83	2.75	2.75	2.50	2.67	2.23	1.87	1.70	3.00	2.35
'Mitad' (Griddle of Clay).....	No	4.33	9.00	2.75	-	-	-	6.67	17.00	8.33	6.00	4.67	9.11
Local Stove '(Lakech)'	No	-	8.33	7.00	-	-	8.50	-	-	-	-	13.67	7.13
Cup for Coffee (China).....	No	1.00	1.25	1.50	1.25	1.25	1.25	-	1.37	1.33	1.00	1.20	1.21
Plate Clay (imported).....	No	4.00	4.50	5.00	5.00	5.00	5.00	4.75	5.00	4.33	4.00	2.00	4.60
STRAW, BAMBOO AND OTHERS													
'Sefed'.....	No	-	7.33	2.67	7.67	7.67	5.67	-	8.00	-	-	-	5.73
Sack 100Kg Capacity.....	No	-	6.67	-	-	-	3.00	-	-	-	-	-	4.52
METAL WARE													
Cooking Pan Medium (Local).....	No	25.00	41.67	32.33	25.00	25.00	38.33	38.33	33.33	24.33	33.00	14.00	30.45
Tray (Nickel) Medium N ^o 45 Local.....	No	-	-	-	-	-	-	-	-	17.67	-	-	15.13
Electric 'Mitad' Aluminium.....	No	-	-	-	-	-	-	-	-	-	-	-	425.00
Gas Stove (Kerosine) China.....	No	-	39.33	-	-	-	45.00	40.00	-	-	45.00	-	41.57
Refrigerator.....	No	-	-	-	-	-	-	-	-	-	-	-	3150.00

Table 1 Group 9 :-(Cont'd) Average Retail Price of Goods and Services by Region and Selected Market Places

May
Ginbot 2002
1994

ITEM	UNIT	R E G I O N A N D M A R K E T P L A C E S											SNNPR AVERAGE
		S N N P											
		Shewa- Bench	Mizan- Teferi	Deri	Amaro Kalle	Soyama	Karate	Gidola	Waka	Besite- chere	Lasoka	Amaya	
P R I C E I N B I R R													
PLASTIC WARE (LOCAL MADE)													
Jerrycan (20 Litres).....	No	-	25.00	-	-	-	20.00	22.67	20.00	-	-	24.67	22.06
Bucket (20 Litres).....	No	16.00	16.00	17.67	17.00	17.00	17.33	16.50	17.00	16.33	19.33	17.00	16.83
GLASS WARE													
Glass for Tea (Duralax).....	No	-	3.00	4.00	-	-	3.50	-	2.00	2.00	-	2.42	2.95
OTHER HOUSEHOLD EQUIPMENT													
Kerosine Lamp.....	No	15.67	24.67	15.00	25.00	25.00	16.00	25.00	25.33	23.67	25.00	27.33	22.66
'Kuraz' Small Local Kerosine Lamp.....	No	1.00	1.00	.97	-	-	1.00	1.00	.80	1.00	1.00	1.00	1.01
Flash Light.....	No	6.67	6.33	7.00	7.00	7.00	7.00	6.67	6.67	6.83	6.83	6.00	6.49
Electric Bulb Philips(40/60 Watt).....	No	3.00	2.50	-	3.50	3.50	2.50	5.00	3.17	-	-	-	2.62
HOUSEHOLD OPERATION													
Hard Soap (Local).....	200gm	1.82	1.60	1.75	-	-	1.65	1.92	2.00	2.00	1.60	2.00	1.72
Hard Soap (Imported).....	200gm	2.08	2.40	2.40	2.40	2.40	2.20	2.00	2.35	2.35	2.40	3.00	2.28
Detergent (Omo).....	50gm	.75	.75	1.12	.92	.92	.71	.75	1.50	1.50	1.48	1.50	1.14
Incense.....	Kg	5.67	5.00	5.50	12.50	12.50	3.33	8.89	12.48	8.22	6.33	7.00	7.25
Sandal Wood.....	No	.25	.50	.30	.25	.25	.27	.30	.25	.25	.33	.25	.26
Toilet Paper (Mamko).....	Roll	-	3.00	3.00	3.00	3.00	3.08	3.00	3.30	3.17	3.08	3.00	3.03
DRY CLEANING													
Dry Cleaning (Suit Men).....	No	-	12.00	-	-	-	-	-	-	-	-	-	12.67

Table 1 Group 9 :-(Cont'd) Average Retail Price of Goods and Services by Region and Selected Market Places

May 2002
Ginbot 1994

ITEM	UNIT	R E G I O N A N D M A R K E T P L A C E S											SNNPR AVERAGE
		S N N P											
		Shewa- Bench	Mizan- Teferi	Deri	Amaro Kalle	Soyama	Karate	Gidola	Waka	Besite- chere	Lasoka	Amaya	
P R I C E I N B I R R													
DOMESTIC SERVICE													
Maid Servant.....	Month	30.00	23.33	-	45.00	45.00	21.67	23.33	30.00	11.67	16.67	25.00	31.06
Unskilled Service (Daily Laborer)....	Day	2.00	8.00	-	4.17	4.17	5.00	5.33	-	5.00	4.00	7.00	5.63
Salary for Guard	Month	-	21.67	-	-	-	-	-	23.33	-	25.00	-	53.49
MEDICAL CARE													
Ampicillin(250 mg) Local.....	56 Caps	16.35	20.00	-	16.00	16.00	20.20	15.70	28.00	26.00	14.00	16.03	18.08
Dichlorophine(500 mg) Local.....	6 Pills	-	-	-	-	-	-	-	-	-	-	-	1.50
Tetracycline(250mg) Local.....	56 Caps	4.85	9.83	-	7.00	7.00	8.13	6.15	14.00	15.00	7.00	10.75	9.37
Penicillin Injection(4 Mu. Local). Bottle		3.55	4.83	-	4.00	4.00	2.70	-	-	4.50	3.88	4.00	4.19
Chloramphenicol(250mg) Local.....	56 Caps	-	19.00	-	-	-	11.20	11.20	18.00	-	-	11.25	14.61
Dipron(500mg) Local.....	20 Pills	-	-	-	-	-	-	-	2.50	-	-	2.25	2.90
Cough Syrup (Berantine) Local.....	125cc	8.00	-	-	-	-	12.00	5.70	-	-	8.00	-	8.83
Bactrim(480mg) Local.....	30 Pills	6.00	9.00	-	-	-	3.00	4.50	10.20	-	-	-	7.95
Vermox(100mg) Local.....	12 Pills	3.50	-	-	3.00	3.00	4.00	2.60	6.00	4.00	2.00	3.50	2.96
Mezel(250mg) Local.....	30 Caps	3.13	5.00	-	4.00	4.00	3.55	4.50	7.50	7.86	3.75	3.70	4.75
Asprin (300 mg) Local.....	20 Pills	.75	2.67	-	2.00	2.00	2.17	1.30	3.00	-	1.75	2.25	2.11
OTHER MEDICAL EXPENSES													
Doctor's Fee (Government).....	per visit	-	1.00	-	1.00	1.00	-	1.00	-	-	-	.50	1.55
Doctor's Fee (Private).....	per visit	-	-	-	-	-	-	-	-	-	-	-	6.96
Injection (Service Charge).....	Once	-	.50	-	1.00	1.00	1.00	2.00	-	-	-	-	.95
Labratory Test Fee (Private).....	Once	-	5.00	-	-	-	-	-	-	-	-	-	11.27
Bed Charge (gov.).....	per day	-	-	-	-	-	2.00	7.00	2.00	-	2.00	2.00	4.08

Table 1 Group 9 :- (Cont'd) Average Retail Price of Goods and Services by Region and Selected Market Places

May
Ginbot 2002
1994

ITEM	UNIT	R E G I O N A N D M A R K E T P L A C E S											SNMP AVERAGE
		S N N P											
		Shewa- Bench	Mizan- Teferi	Deri	Amaro Kalle	Soyama	Karate	Gidola	Waka	Besite- chere	Lasoka	Amaya	
P R I C E I N B I R R													
TRANSPORT AND COMMUNICATION													
TRANSPORT													
Benzene.....	Lt	-	-	-	-	-	4.83	-	-	-	-	-	4.51
Motor Oil (Mobil).....	Lt	-	19.75	-	-	-	22.00	-	-	-	-	-	18.71
Car Washing and Greasing.....	No	-	35.00	-	-	-	-	-	-	-	-	-	26.47
Bus Fare (per km).....	Tarif	-	.11	-	-	-	-	-	-	-	-	-	.18
Bus Fare (within Town)	Trip	-	-	-	-	-	-	-	-	-	-	-	-
Taxi Fare	Trip	-	-	-	-	-	-	-	-	-	-	-	-
Air Plane (To Addis Ababa)	Trip	-	320.00	-	-	-	-	-	-	-	-	-	.81
Animal Transport fare.....	Trip	25.00	-	15.00	-	-	-	-	22.00	19.33	35.00	25.00	316.25
Cart Fare.....	Trip	-	2.67	-	-	-	-	-	-	-	-	-	22.54
Train Fare	Trip	-	-	-	-	-	-	-	-	-	-	-	1.60
Service Charge (Motor oil change)...	Once	-	-	-	-	-	-	-	-	-	-	-	-
COMMUNICATION													
Telephone Charge (with town).....	Period	-	.20	-	-	-	-	-	-	-	-	-	.20
Telephone Charge to Addis Ababa.....	Period	-	2.75	-	2.75	2.75	3.40	2.75	3.25	-	-	3.20	2.68
Telephone Line Installation Charge..	Once	-	305.00	-	-	-	355.75	-	-	-	-	-	346.25
ENTERTAINMENT AND EDUCATION													
EQUIPMENT AND ACCESSORIES													
T.V. Set Philips 21 inch(Colored).....	No	-	-	-	-	-	-	-	-	-	-	-	3384.33
Cassette Recorded Original(Local Music)No	12.50	13.00	-	13.00	13.00	12.00	-	11.50	-	12.00	-	-	12.29
Radio Set Philips 3 Band.....	No	-	173.33	155.00	-	-	-	-	-	-	-	-	150.13
Tape Recorder National (2 Speaker)....	No	-	270.00	-	-	-	-	-	-	-	-	-	313.34
Expense for Photograph(Passport size)4Pho	-	3.67	-	-	-	4.00	-	5.00	-	-	-	-	3.87

Table 1 Group 9 :- (Cont'd) Average Retail Price of Goods and Services by Region and Selected Market Places

May 2002
Ginbot 1994

ITEM	UNIT	R E G I O N A N D M A R K E T P L A C E S										SNNPR AVERAGE
		S N N P										
		Shewa- Bench	Mizan- Teferi	Deri	Amaro Kalle	Soyama	Karate	Gidola	Waka	Besite- chere	Lasoka	
P R I C E I N B I R R												
Newspaper (Addis Zemen)..... No	-	.50	-	-	-	-	-	-	-	-	-	.62
Theater Entrance Fee Once	-	-	-	-	-	-	-	-	-	-	-	3.00
EDUCATION												
Exercise Book (50 Leaves) Local..... No	-	2.50	1.97	2.00	2.00	2.00	2.00	-	2.15	2.00	1.75	1.98
Pencil (China)..... No	.25	.25	.25	.30	.30	.25	.25	-	.30	.30	.25	.25
Ball Point-Bic England..... No	-	1.00	1.12	1.10	1.10	1.00	1.20	1.00	-	1.22	.87	1.07
Day School Fee-Public(Grade 7 & 8)..Month	-	-	-	-	-	-	-	-	-	-	-	-
Day School Fee-Private(Grade 9-12)..Month	-	-	-	-	-	-	-	-	-	-	-	-
Night School Fee-Government(Gr.9-12)Month	-	16.00	-	-	-	18.00	26.00	35.00	-	-	-	82.50
School Uniform Fee No	-	-	-	75.00	75.00	60.00	85.00	-	-	-	-	20.78
Night School Fee-Private(Grade9-12)..Month	-	-	-	-	-	-	-	-	-	-	-	65.06
												17.00
PERSONAL CARE AND EFFECTS												
PERSONAL CARE												
Lux Toilet Soap..... 90gm	2.40	2.25	2.25	2.25	2.25	3.60	2.25	2.25	2.25	3.60	2.00	2.28
Blade-TOPAZ..... No	.23	.25	.22	.25	.25	.25	.20	.23	.20	.30	.25	.24
Hair Dressing (Traditional)..... No	-	2.67	-	-	-	-	-	-	-	2.00	-	3.13
Hair Dressing (Modern)..... No	-	7.67	-	-	-	-	-	-	-	-	-	7.96
Barbery (Mens Hair Cut)..... No	3.00	3.00	-	3.00	3.00	2.33	3.00	2.00	1.33	2.00	2.00	2.83
Paraffin Hair Oil..... 330cc	8.80	8.00	9.00	8.00	8.00	-	8.00	9.17	8.98	10.27	9.67	8.34
Zenith Hair Oil..... 330cc	9.90	8.00	8.50	8.00	8.00	8.00	8.00	9.17	9.90	6.56	10.00	8.18
Shaving Machine (medium) No	-	20.00	-	-	-	-	-	-	-	-	-	12.07
Perfume CC	-	30.00	14.29	17.86	17.86	27.50	31.67	30.30	-	20.00	-	24.33
PERSONAL EFFECTS												
Umbrella-Men Medium (Local)..... No	25.00	23.67	28.00	-	-	25.00	-	21.67	24.33	23.33	19.00	23.55

Table 1 Group 9 :- (Cont'd) Average Retail Price of Goods and Services by Region and Selected Market Places

May
Ginbot 2002
1994

ITEM	UNIT	R E G I O N A N D M A R K E T P L A C E S											SNNPR AVERAGE
		S N N P											
		Shewa- Bench	Mizan- Teferi	Deri	Amaro Kalle	Soyama	Karate	Gidola	Waka	Besite- chere	Lasoka	Amaya	
		P R I C E I N B I R R											
Umbrella-Women Medium (Imported).....	No	25.67	20.00	23.50	20.00	20.00	19.33	25.00	19.67	19.33	20.67	23.33	21.45
Hand Bag (Imported Synthetic).....	No	-	-	-	-	-	-	-	-	-	-	-	120.83
Belt (Local) Machine Made.....	No	24.33	21.67	-	5.00	5.00	9.50	-	4.17	-	5.50	3.83	9.45
Belt (Local) Hand Made.....	No	-	-	2.50	-	-	-	1.00	-	-	-	-	3.35
JEWELLERY													
Seiko-21 Jewels Automatic (Men).....	No	-	-	-	-	-	-	-	-	-	-	-	308.13
Seiko-21 Jewels Automatic (Women).....	No	-	-	-	-	-	-	-	-	-	-	-	270.83
Earrings (4gm 18 carat Local).....	Pair	-	340.00	-	-	-	-	-	-	-	-	-	330.43
Neck Laces (6gm 21 carat Imported)....	No	-	-	-	-	-	-	-	-	-	-	-	588.75
Rings (4gm 18 carat Local).....	No	-	340.00	-	-	-	-	-	-	-	-	-	333.91
Bracelet 20gm (18 carat Local).....	No	-	1700.00	-	-	-	-	-	-	-	-	-	1707.69
LIVESTOCK AND DRAUGHT ANIMALS													
LIVESTOCK													
Sheep (10-15Kg).....	No	55.00	58.33	58.33	-	-	28.67	-	-	53.00	35.00	56.67	59.68
Goat (10-15Kg).....	No	48.33	40.00	36.67	36.00	36.00	27.67	56.67	-	39.67	27.67	38.33	47.24
Heifer (2-4 Years).....	No	286.67	243.33	210.00	331.67	305.00	250.00	-	-	223.33	280.00	196.33	270.56
Cow (4 Years and Above).....	No	503.33	450.00	351.67	505.00	505.00	450.00	-	-	413.33	420.00	304.33	461.28
Bull (2-4 Years).....	No	376.67	240.00	253.33	205.00	205.00	433.33	-	-	235.00	256.67	181.67	294.68
Ox (4 Years and Above).....	No	603.33	683.33	558.33	615.00	615.00	716.67	946.67	-	420.00	403.33	467.33	652.25
Hen (Indigenous).....	No	4.00	8.00	4.67	3.50	3.50	4.67	5.67	6.50	3.60	3.42	3.83	5.78
Cock (Indigenous).....	No	7.33	10.67	9.67	6.00	6.00	6.67	8.67	5.33	5.57	6.50	6.17	9.08
DRAUGHT ANIMALS													
Donkey.....	No	-	-	-	295.00	295.00	-	-	-	-	-	-	253.46
Horse.....	No	-	-	-	-	-	-	-	-	-	-	-	400.04

Table 1 Group 9 :- (Cont'd) Average Retail Price of Goods and Services by Region and Selected Market Places

May 2002
Ginbot 1994

ITEM	UNIT	R E G I O N A N D M A R K E T P L A C E S											SNNPR AVERAGE	
		S N N P												
		Shewa- Bench	Mizan- Teferi	Deri	Amaro Kalle	Soyama	Karate	Gidola	Waka	Besite- chere	Lasoka	Amaya		
		P R I C E I N B I R R												
Mule.....	No	-	-	-	-	-	-	-	-	-	-	-	-	686.47
FARM EQUIPMENT (INDUSTRIAL PRODUCT)														
Sickel.....	No	10.00	8.67	11.00	10.00	10.00	11.67	19.67	15.00	-	-	16.67	12.58	
Pick Axe ('Doma').....	No	-	-	-	-	-	-	-	-	-	-	-	16.25	
'Gejera'.....	No	25.00	21.67	-	-	-	-	-	16.00	-	-	16.33	18.70	
FARM EQUIPMENT (HAND MADE)														
'Mofer'.....	No	-	-	-	-	-	-	-	-	-	-	-	7.09	
'Kember'.....	No	-	-	-	-	-	-	-	-	-	-	-	4.80	
'Digr'.....	No	-	-	-	-	-	-	-	-	-	-	-	2.03	
Plough.....	No	12.50	10.00	10.67	15.67	15.67	-	25.00	10.00	10.17	15.33	11.00	9.83	
Sickel.....	No	-	-	-	5.00	5.00	-	6.33	-	1.45	2.00	2.50	3.04	
'Wegel'.....	No	5.00	4.00	4.33	5.00	5.00	-	-	6.00	5.00	-	5.00	3.72	
'Erfe'.....	No	-	-	3.00	1.00	1.00	-	-	-	-	-	-	1.48	
MISCELLANEOUS GOODS AND SERVICES														
Coffin (Medium Quality).....	No	-	-	-	-	-	-	80.00	-	-	-	-	127.06	
Charge for Money order	Once	-	2.65	-	-	-	-	11.45	-	-	-	-	8.75	
Charge for Visa (for person).....	No	-	-	-	-	-	-	-	-	-	-	-	-	

Table 2 Group 9 :- Average Retail Price of Goods and Services by Region and Selected Market Places

June 2002
Sene 1994

ITEM	UNIT	R E G I O N , A N D M A R K E T P L A C E S											SNNPR AVERAGE
		S N N P											
		Shewa- Bench	Mizan- Teferi	Deri	Amaro Kalle	Soyama	Karat	Gidole	Waka	Beste- chere	Lasoka	Amaya	

P R I C E I N B I R R

CEREALS UNMILLED

'Teff' White	Kg	-	2.43	1.21	1.47	1.59	1.42	1.26	1.09	1.25	1.52	1.28	1.72
'Teff' Mixed.....	Kg	1.60	1.70	1.03	1.47	1.42	1.27	1.00	1.42	1.20	1.42	1.12	1.47
'Teff' Black (Red).....	Kg	1.12	1.40	1.02	1.31	1.23	1.22	1.15	-	-	1.44	1.18	1.30
Wheat White.....	Kg	-	1.75	1.32	1.37	1.04	1.27	1.51	-	1.19	1.08	-	1.29
Wheat Mixed.....	Kg	-	1.10	1.20	1.22	-	-	-	1.40	-	-	.74	1.14
Wheat Black.....	Kg	-	1.00	1.01	1.24	.91	1.17	-	-	-	-	.66	1.07
Barley White.....	Kg	-	1.50	-	-	1.22	1.69	1.53	1.20	1.09	1.12	.66	1.23
Barley Mixed.....	Kg	-	1.38	1.43	1.33	-	-	1.56	1.10	1.21	.86	.68	1.18
Barley Black.....	Kg	.84	1.30	1.36	1.32	-	1.73	1.50	-	-	.86	.66	1.17
Barley for Beer.....	Kg	-	-	-	-	-	-	-	-	-	-	-	1.29
Maize.....	Kg	-	.70	.77	.94	1.05	1.01	.39	.53	.58	.70	.47	.87
Durrah.....	Kg	-	.77	-	-	.71	-	-	-	.48	-	-	.73
Sorghum Yellow.....	Kg	-	-	-	-	-	.65	.78	.54	-	.56	-	.81
Sorghum White.....	Kg	-	.78	-	-	.88	.76	.60	-	.52	.36	-	.83
Sorghum Red.....	Kg	.64	.95	.58	1.07	.70	.60	.47	.65	-	.58	.63	.82
African Millet.....	Kg	-	1.25	-	-	-	1.39	-	-	-	-	-	1.12
Rice.....	Kg	-	5.00	-	4.83	-	5.33	-	3.00	-	6.00	-	4.85
Oats.....	Kg	-	2.83	-	-	-	-	-	1.17	-	-	-	2.28
Hulled Barley.....	Kg	-	-	-	-	-	1.67	3.45	-	-	-	-	1.75

CEREALS MILLED

'Teff' White.....	Kg	-	-	-	-	-	-	-	-	-	-	-	2.70
'Teff' Mixed.....	Kg	-	-	-	-	-	-	-	-	-	-	-	2.54
'Teff' Black (Red).....	Kg	-	-	-	-	-	-	-	-	-	-	-	1.85
Wheat White.....	Kg	-	-	-	-	-	-	-	-	-	-	-	-
Wheat Mixed.....	Kg	-	-	-	-	-	-	-	-	-	-	-	-
Barley White.....	Kg	-	-	-	-	-	-	-	-	-	-	-	2.06

Table 2 Group 9 :-(Cont'd) Average Retail Price of Goods and Services by Region and Selected Market Places

June
Sene 2002
1994

ITEM	UNIT	R E G I O N A N D M A R K E T P L A C E S										SNNPR AVERAGE	
		S N N P											
		Shewa- Bench	Mizan- Teferi	Deri	Amaro Kalle	Soyama	Karat	Gidole	Waka	Beste- chere	Lasoka		Amaya
P R I C E I N B I R R													
Barley Mixed.....	Kg	-	-	-	-	-	-	-	-	-	-	-	
Maize.....	Kg	-	-	.92	-	-	-	-	-	-	-	-	
Oats.....	Kg	-	-	-	-	-	-	-	-	-	-	-	
Sorghum.....	Kg	-	-	-	-	-	5.33	-	1.10	-	-	1.13	
Durrah.....	Kg	-	-	-	-	-	-	5.50	5.08	-	-	4.55	
'Furno Duket' Locally Processed..	Kg	.62	-	-	-	-	-	-	-	-	-	-	
		3.00	2.83	3.00	2.33	-	3.33	-	3.00	-	4.00	4.00	
												2.82	
PULSES UNMILLED													
Horse Beans.....	Kg	1.14	1.40	1.73	1.91	1.09	1.29	1.63	.83	.97	1.44	1.85	1.41
Peas White.....	Kg	1.76	1.50	-	-	1.66	-	1.87	-	-	1.65	-	1.60
Peas Black.....	Kg	-	1.27	-	-	-	-	-	-	-	1.56	1.26	1.41
Peas Mixed.....	Kg	1.60	1.38	1.79	2.17	-	1.54	-	-	-	-	1.28	1.60
Soya Beans.....	Kg	-	-	-	-	-	-	1.08	1.19	-	-	-	1.71
Chick Peas.....	Kg	4.00	2.42	2.58	2.38	1.22	1.70	1.58	2.71	-	2.20	3.83	2.24
Lentils.....	Kg	4.00	3.25	3.42	3.14	2.94	1.63	2.97	-	3.34	3.67	4.33	2.97
Haricot Beans.....	Kg	-	-	-	.83	.58	-	-	-	3.34	3.67	4.33	2.97
Lima Beans.....	Kg	.58	.90	-	-	.55	.94	.72	-	.59	.71	-	1.09
Vetch.....	Kg	-	1.25	-	-	-	-	-	-	-	-	-	.88
Fenugreek.....	Kg	4.33	5.00	-	4.67	5.00	5.33	5.56	-	6.14	4.00	5.00	1.32
													4.53
PULSES MILLED OR SPLIT													
Horse Beans Milled.....	Kg	-	3.83	-	-	-	-	-	-	-	-	-	-
Peas Milled.....	Kg	-	4.67	-	-	-	-	2.67	2.50	-	4.00	-	3.22
Chick Peas Milled.....	Kg	-	-	-	-	4.00	4.00	-	-	-	5.00	-	4.01
Mixed Pulses Milled.....	Kg	3.67	3.50	3.00	3.83	-	-	-	-	-	-	-	-
Vetch Milled.....	Kg	-	-	-	-	-	-	-	-	-	-	-	3.64
Peas Split.....	Kg	-	3.50	-	-	-	-	-	-	-	-	-	2.45
Peas Split(Roasted).....	Kg	-	-	-	3.00	3.00	3.17	4.00	3.50	-	5.00	-	3.46
													3.21

Table 2 Group 9 :-(Cont'd) Average Retail Price of Goods and Services by Region and Selected Market Places

June
Sene 2002
1994

ITEM	UNIT	R E G I O N A N D M A R K E T P L A C E S										SNNPR AVERAGE	
		S N N P											
		Shewa- Bench	Mizan- Teferi	Deri	Amaro Kalle	Soyama	Karat	Gidole	Waka	Beste- chere	Lasoka		Amaya
P R I C E I N B I R R													
Horse Beans Split(Roasted).....	Kg	-	-	-	-	-	-	-	-	-	-	-	2.51
Lentils Split.....	Kg	4.00	4.00	3.92	3.33	4.00	4.00	4.50	3.93	4.00	4.00	-	3.74
Vetch Split(Roasted).....	Kg	-	-	-	-	-	-	-	-	-	-	-	1.99
Chick Peas Split(Roasted).....	Kg	-	-	-	-	-	-	-	-	-	-	-	-
Fenugreek Milled.....	Kg	-	9.00	8.00	10.00	12.00	8.67	-	10.00	-	10.00	9.00	9.36
OIL SEEDS													
Niger Seed.....	Kg	-	4.33	-	-	-	-	-	-	-	-	-	4.02
Linseed White.....	Kg	-	-	-	-	-	-	-	-	-	-	-	-
Linseed Black.....	Kg	-	3.33	3.25	3.83	2.22	2.96	-	2.18	2.94	2.61	-	3.13
Sesame Seed.....	Kg	-	4.00	-	-	-	5.56	-	-	-	-	-	3.53
Sunflower.....	Kg	-	4.00	-	3.33	-	-	-	-	-	-	-	3.16
Castor Beans.....	Kg	-	-	-	-	.83	-	-	-	-	-	-	1.71
Rape Seed.....	Kg	-	2.50	2.67	3.25	2.00	5.56	2.53	3.56	-	-	3.67	2.51
Ground Nut Shelled.....	Kg	-	-	-	-	-	5.00	-	-	-	-	7.00	4.58
PREPARED CEREAL PRODUCTS													
Spaghetti (Local) Without Egg....	Kg	-	5.00	7.00	7.00	7.00	7.00	7.00	7.33	6.83	7.00	8.00	6.21
Pastini.....	Kg	7.00	8.00	-	-	-	10.00	-	-	-	-	-	7.97
Macaroni (Local) Without Egg.....	Kg	5.50	5.00	5.00	5.00	5.00	5.50	5.00	6.00	6.00	6.00	5.33	5.21
'Fafa' Flour.....	kg	-	8.00	-	-	-	10.00	8.67	-	-	-	-	8.04
'Dube' Flour.....	kg	-	-	-	-	-	5.50	-	-	-	-	4.33	5.00
BREAD AND OTHER PREPARED FOODS													
'Enjera' ('Teff' Mixed).....	325gm	-	.30	.26	.39	.82	.60	.51	.25	.33	.28	.29	.45
'Dabo' (Traditional Ambasha)..	350gm	-	.51	-	.67	.21	.43	.38	-	-	-	.33	.42
'Dabo' (Traditional Sheleto)..	350gm	-	-	.38	-	.33	-	.32	-	-	-	-	.37

Table 2 Group 9 :-(Cont'd) Average Retail Price of Goods and Services by Region and Selected Market Places

June 2002
Sene 1994

ITEM	UNIT	R E G I O N A N D M A R K E T P L A C E S											SNNPR AVERAGE
		S N N P											
		Shewa- Bench	Mizan- Teferi	Deri	Amaro Kalle	Soyama	Karat	Gidole	Waka	Beste- chere	Lasoka	Amaya	
P R I C E I N B I R R													
Bread Wheat (Bakery).....	350gm	1.21	1.04	.97	.97	.89	.88	.98	-	.86	1.30	-	.90
Biscuits	150gm	3.18	2.50	2.50	3.00	-	3.18	3.07	2.47	2.43	3.41	2.25	2.48
MEAT													
Beef	Kg	-	12.00	8.62	7.07	14.00	7.50	10.77	12.00	10.00	8.52	7.79	12.17
Camel Meat	Kg	-	-	-	-	-	-	-	-	-	-	-	-
FISH AND FISH PRODUCTS													
Fish Fresh.....	Kg	-	-	-	-	-	3.17	1.72	-	-	-	-	3.64
Sardines (Imported).....	125gm	-	6.00	-	-	-	7.50	-	-	-	-	-	6.24
DIARY PRODUCTS AND EGG													
Cow Milk (Unpasteurized).....	Lt	-	1.75	-	3.40	3.22	3.03	3.03	-	-	1.67	-	2.44
Cow Milk (pasteurized).....	Lt	-	-	-	-	-	-	-	-	-	-	-	4.00
Camel Milk.....	Lt	-	-	-	-	-	-	-	-	-	-	-	-
Goat Milk.....	Lt	-	-	-	-	-	-	-	-	-	-	-	-
Powdered Milk (Edget).....	450gm	-	-	-	28.88	-	-	-	-	-	-	-	-
Yoghurt (Traditional).....	Lt	-	2.86	-	-	-	-	-	-	-	-	-	22.86
Cheese Cottage.....	Kg	4.76	3.10	2.50	-	-	4.55	4.63	3.11	-	3.37	-	3.98
Egg (Traditional).....	Dozen	3.00	3.81	3.00	2.60	2.40	2.69	3.60	2.40	1.88	1.74	1.22	3.53
OILS AND FATS													
Butter Unrefined.....	Kg	14.37	16.67	17.99	17.88	17.03	22.33	15.86	15.33	14.67	18.67	7.35	17.78
Cooking Oil (Imported).....	Lt	11.00	14.65	-	10.22	12.00	9.17	11.33	11.67	11.67	13.00	-	11.45
Cooking Oil (Local).....	Lt	12.00	11.67	11.00	8.83	-	-	-	10.37	10.33	12.00	11.33	10.17

Table 2 Group 9 :- (Cont'd) Average Retail Price of Goods and Services by Region and Selected Market Places

June
Sene 2002
1994

ITEM	UNIT	R E G I O N A N D M A R K E T P L A C E S											SNNPR AVERAGE
		S N N P											
		Shewa- Bench	Mizan- Teferi	Deri	Amaro Kalle	Soyama	Karat	Gidole	Waka	Beste- chere	Lasoka	Amaya	
P R I C E I N B I R R													
VEGETABLES AND FRUITS													
VEGETABLES (FRESH)													
Ethiopian Kale.....	Kg	.17	.19	.36	.60	.52	.47	.18	.22	.22	.06	.17	.37
Cabbage.....	Kg	-	.84	-	-	-	.77	.38	-	.22	.06	.17	.90
Lettuce.....	Kg	-	-	-	-	-	-	-	-	-	-	-	1.02
Spinach.....	Kg	-	-	-	-	-	-	-	-	-	-	-	.84
Carrot.....	Kg	-	1.33	-	-	-	2.50	1.79	-	-	-	-	1.47
Tomatoes.....	Kg	2.42	1.54	-	1.14	.32	2.12	.54	-	-	.37	-	1.60
Onions.....	Kg	2.97	2.37	3.20	2.68	2.51	2.09	1.45	2.95	2.98	1.03	2.73	2.55
Garlics.....	Kg	9.70	12.50	-	10.21	4.80	-	-	-	5.67	10.37	-	7.83
Leaks.....	Kg	-	-	-	-	-	-	-	-	-	-	-	2.00
Pepper Green.....	Kg	1.30	1.78	-	-	-	3.08	1.89	1.41	.81	.74	-	2.07
Pumpkin.....	Kg	.28	.23	-	.44	-	.20	-	-	-	.18	-	.27
Green Peas.....	Kg	-	-	-	-	-	-	-	-	-	-	-	.27
Beet Root.....	Kg	-	.84	-	-	-	-	-	-	-	-	-	.27
Cauliflower.....	Kg	-	-	-	-	-	1.30	1.22	-	-	-	-	.91
FRUITS FRESH													
Banana.....	Kg	.81	.31	.98	.43	.84	1.02	.71	.41	.51	1.91	.20	.90
Orange.....	Kg	.43	.27	.45	.78	.88	1.00	.77	.30	-	-	-	1.25
Lemon.....	Kg	-	1.04	1.08	.33	.35	.26	.44	1.14	.39	.79	-	1.28
Tangerine.....	Kg	-	-	-	-	-	-	-	-	-	-	-	2.75
Papaya.....	Kg	-	.22	-	.19	.38	.35	.49	.38	.15	.19	-	.52
Grapes.....	Kg	-	-	-	-	-	-	-	-	-	-	-	-
Avocado.....	Kg	-	1.01	-	.90	2.75	3.45	-	-	-	-	-	1.76
Mango.....	Kg	.57	.29	1.06	1.42	-	2.03	-	1.67	-	.70	-	1.32
Cactus.....	Kg	-	-	-	-	-	-	-	-	-	-	-	-

Table 2 Group 9 :- (Cont'd) Average Retail Price of Goods and Services by Region and Selected Market Places

June 2002
Sene 1994

ITEM	UNIT	R E G I O N A N D M A R K E T P L A C E S										SNNPR AVERAGE
		Shewa-Bench	Mizan-Teferi	Deri	Amaro Kalle	Soyama	Karat	Gidole	Waka	Bestechere	Lasoka	

P R I C E I N B I R R

SPICES

Pepper Whole.....	Kg	-	3.50	-	-	5.00	-	-	2.41	-	-	-	4.44
Black Pepper(Local).....	Kg	-	20.00	-	-	-	-	-	-	-	-	-	23.50
Long Pepper(Local).....	Kg	-	15.33	-	-	-	-	-	-	-	-	-	13.57
White Cumin(Bishop's Weed)Local..	Kg	4.00	3.83	3.08	5.33	-	-	-	-	-	15.00	-	4.77
Black Cumin(Local).....	Kg	7.33	5.00	7.67	5.50	8.00	7.67	5.00	10.19	7.90	4.00	4.33	6.05
Ginger Dry(Local).....	Kg	-	-	-	-	-	-	-	5.31	7.32	5.83	7.67	3.66
Ginger Wet(Local).....	Kg	1.25	-	2.16	1.22	1.50	1.73	2.03	.90	-	-	-	1.25
Cloves(Imported).....	Kg	-	116.67	-	-	-	-	-	-	-	-	.52	107.46
Cinnamon(Imported).....	Kg	40.00	25.33	-	-	-	-	-	-	-	-	-	27.45
Cardamon(Local).....	Kg	-	20.00	-	-	-	-	-	-	-	-	-	30.29
Tumeric Flour(Local).....	Kg	3.33	3.50	2.58	3.33	4.00	5.50	-	40.00	-	21.33	-	3.95
Chillies Whole.....	Kg	-	-	6.35	-	-	-	-	7.19	5.01	4.00	5.17	5.61
Basil Dry.....	Kg	-	7.00	-	-	3.89	-	9.17	5.64	-	12.98	-	7.22

POTATOES, OTHER TUBERS AND STEMS

Potato.....	Kg	-	.64	.48	1.47	.41	.82	.59	.47	.27	.52	.61	.62
Sweet Potato.....	Kg	-	-	.33	-	.72	-	.37	.29	.19	.19	-	.36
'Kocho' (Unprocessed).....	Kg	.38	.47	.16	.76	.53	.79	.42	.21	.48	.19	.15	.67
'Bula'.....	Kg	-	3.32	-	1.09	1.25	2.06	.84	-	-	.92	-	1.84

COFFEE, TEA, CHAT AND BUCK-THORN LEAVES

Tea Leaves(Local).....	100gm	2.00	2.00	2.00	2.00	2.00	2.00	2.00	2.00	2.00	2.00	2.00	2.00
Coffee Whole.....	Kg	-	1.50	2.52	1.99	1.73	1.38	.92	-	-	1.00	-	2.19
Coffee Beans.....	Kg	2.98	3.83	6.00	4.01	6.00	2.92	5.83	5.99	3.81	2.83	3.46	4.57
Coffee Leaves.....	Kg	.58	-	-	-	-	.40	.66	-	-	-	-	.76
Buck Thorn Leaves.....	Kg	2.03	2.38	-	1.46	1.43	.79	-	-	-	-	-	2.06

Table 2 Group 9 :- (Cont'd) Average Retail Price of Goods and Services by Region and Selected Market Places

June
Sene 2002
1994

ITEM	UNIT	R E G I O N A N D M A R K E T P L A C E S											SNNPR AVERAGE
		S N N P											
		Shewa- Bench	Mizan- Teferi	Deri	Amaro Kalle	Soyama	Karat	Gidole	Waka	Beste- chere	Lasoka	Anaya	
P R I C E I N B I R R													
'Chat'.....	Kg	1.47	3.62	1.95	.74	5.09	4.25	5.48	4.04	4.87	2.55	-	4.52
Malt-Barley.....	Kg	1.97	3.43	2.47	-	1.54	-	-	-	1.20	-	-	2.04
Malt-Wheat.....	Kg	-	-	-	-	-	-	-	-	-	-	-	1.99
OTHER FOOD ITEMS													
Salt.....	Kg	2.00	2.00	1.50	1.83	2.50	2.00	2.00	1.49	2.00	1.50	3.00	1.73
Sugar.....	Kg	5.33	5.00	5.00	4.58	5.00	5.00	5.00	-	5.00	5.00	5.00	4.84
Honey.....	Kg	-	8.00	-	-	5.62	5.88	-	-	6.67	-	4.83	8.92
Canned Tomato (Local).....	410gm	-	6.33	-	-	-	7.67	-	-	-	-	-	7.00
FOOD TAKEN AWAY FROM HOME													
Cup of Tea.....	No	.25	.37	.25	.30	.25	.43	.25	.30	.25	.23	.25	.36
Cup of Coffee.....	No	.50	.57	-	.50	-	.70	.50	.50	-	.47	-	.65
Cup of Milk.....	No	.50	.75	-	-	-	1.00	-	-	-	-	-	.85
'Key Wot Yebere'.....	One Meal	-	-	-	-	-	4.00	3.00	4.00	-	-	3.67	4.46
'Key Wot Yebeg/Yefyel'.....	One Meal	3.17	5.00	-	5.00	4.33	4.00	3.00	5.00	-	4.00	3.67	4.56
COST OF MILLING													
Cereals.....	100Kg	15.00	10.00	10.00	16.67	18.87	15.00	15.00	20.00	20.00	20.00	15.00	15.16
Pulses.....	100Kg	15.00	15.00	10.00	16.67	10.00	10.00	10.00	20.00	20.00	15.00	-	14.49
Pepper Whole.....	100Kg	-	75.00	-	-	-	-	-	-	-	-	-	90.57
BEVERAGES - NON ALCOHOLIC													
Ambo Mineral Water.....	500cc	3.00	2.33	2.00	2.00	2.50	2.50	3.33	2.00	2.00	3.00	2.50	2.26
Bure Mineral Water.....	500cc	-	-	-	-	-	-	-	-	-	-	-	-
Coca Cola/Fanta.....	300cc	-	2.00	2.00	2.00	-	2.00	2.00	2.00	2.00	-	2.50	2.11

Table 2 Group 9 :- (Cont'd) Average Retail Price of Goods and Services by Region and Selected Market Places

June
Sene 2002
1994

ITEM	UNIT	R E G I O N A N D M A R K E T P L A C E S											SNNPR AVERAGE
		S N N P											
		Shewa- Bench	Mizan- Teferi	Deri	Amaro Kalle	Soyama	Karat	Gidole	Waka	Beste- chere	Lasoka	Amaya	
P R I C E I N B I R R													
Pepsi Cola/Mirinda.....	300cc	2.83	2.00	2.00	2.00	2.50	2.00	2.00	2.00	2.00	2.75	2.50	2.15
BEVERAGES - ALCOHOLIC													
Araki (Local).....	900cc	31.33	23.67	-	27.50	30.00	27.33	28.31	20.90	20.22	35.00	28.00	26.81
Cognac (Local).....	900cc	-	-	-	-	-	-	-	-	-	-	-	24.95
Brandy (Local).....	900cc	-	-	-	-	-	-	-	-	-	-	-	25.72
Gin (Local).....	900cc	31.33	23.67	-	27.50	30.00	27.33	28.31	21.91	-	-	-	27.09
Saris Wine (Normal).....	750cc	-	6.67	-	5.00	-	6.67	-	-	-	-	-	6.34
'Katikalla'.....	Lt	3.33	3.33	4.55	2.78	2.27	2.50	4.37	6.18	5.62	2.41	8.00	6.34
Beer (Bedele).....	330cc	3.17	3.00	3.00	3.00	3.50	3.00	-	3.00	3.00	2.41	6.30	4.75
Beer (Harar).....	330cc	-	-	-	3.00	3.50	3.00	3.00	3.00	3.00	-	3.50	3.09
Beer (Meta Abo).....	330cc	-	-	-	3.00	-	3.00	-	-	-	3.85	-	3.11
'Tella'.....	Lt	.56	1.02	.55	1.19	.62	.63	.78	.56	-	-	-	3.07
'Tej' (Mead).....	Lt	2.22	2.04	2.00	1.33	1.92	2.00	2.80	1.85	1.12	3.33	2.22	2.07
CIGARETTES AND TOBACCO													
CIGARETTES													
Nyala.....	Packet	5.00	5.00	4.67	4.00	4.00	5.00	4.00	4.00	4.00	4.00	4.00	4.30
Gissila.....	Packet	-	1.50	1.00	1.50	-	-	-	1.33	4.00	4.00	4.00	1.45
Rothmans.....	Packet	-	10.00	-	9.33	8.00	10.00	10.00	10.00	1.33	1.00	1.50	9.40
TOBACCO													
'Gaya'.....	Kg	3.49	4.25	8.19	-	10.00	-	3.42	3.30	3.43	2.48	2.86	6.21
CLOTHING AND FOOT WEAR													

Table 2 Group 9 :-(Cont'd) Average Retail Price of Goods and Services by Region and Selected Market Places

June
Sene 2002
1994

ITEM	UNIT	R E G I O N - A N D M A R K E T P L A C E S											SNNPR AVERAGE
		S N N P											
		Shewa- Bench	Mizan- Teferi	Deri	Amaro Kalle	Soyama	Karat	Gidole	Waka	Beste- chere	Lasoka	Anaya	
P R I C E I N B I R R													
CLOTHING													
Abujedid(Akaki/Bahir Dar)91cm. Meter	-	4.00	-	6.00	-	-	-	4.50	-	-	-	-	4.36
Abujedid(Komb./Arba Min.)150cm Meter	6.00	6.17	5.50	-	-	6.00	-	5.83	-	6.00	-	-	5.79
Khaki(S-10,000 Twil)110cm..... Meter	-	-	-	-	-	16.00	12.00	-	-	-	-	-	11.71
Khaki(Akaki)91cm..... Meter	-	-	-	-	-	-	-	-	-	-	-	-	5.30
Wool-England 100%..... Meter	-	-	-	-	-	-	-	-	-	-	-	-	-
Tetron(Arba Minch)..... Meter	-	-	-	-	-	-	20.00	-	-	-	-	-	16.88
Poplin(Dire Dawa)105cm..... Meter	-	7.00	5.00	-	-	-	6.00	-	-	-	-	-	7.42
Poplin(Komb./Arba Minch)150cm. Meter	12.00	12.67	-	11.50	-	-	-	10.67	-	-	-	6.33	10.87
Nylon(Mojo)..... Meter	8.00	10.00	8.00	-	-	10.00	11.50	-	10.33	10.00	19.67	10.77	10.77
Polyster(Arba Minch/Awasa).... Meter	-	-	-	-	-	-	20.00	-	-	25.00	-	-	17.67
Jersi..... Meter	-	-	12.50	-	-	-	-	-	-	-	26.00	16.08	16.08
Cotton..... Kg	-	-	-	-	-	1.09	2.13	-	-	3.83	-	-	3.53
HisufiMeter	-	-	-	-	-	25.00	31.00	-	-	-	-	-	22.60
Kefay Meter	-	-	18.00	17.00	-	22.50	25.00	-	-	-	-	-	20.71
COST OF TAILORING													
Woolen Suit (Men)..... No	-	-	-	-	-	-	-	-	-	-	-	-	269.29
Khaki Suit (Men)..... No	-	-	32.50	-	-	38.33	50.00	-	-	45.00	-	-	47.71
Khaki Suit (Boys)..... No	-	-	27.50	-	-	21.00	25.00	-	-	27.50	-	-	30.37
Tateron Suit (Men) No	-	-	32.50	-	-	38.33	50.00	-	34.00	45.00	-	-	47.50
Tateron Suit (Boys) No	-	-	27.50	-	-	21.00	25.00	-	-	27.50	-	-	30.64
READY-MADE / FOR ADULTS													
'Netela'..... No	-	-	20.00	19.67	-	17.33	12.67	-	-	14.67	16.67	21.59	21.59
'Gabi'..... No	-	68.33	40.00	44.00	-	37.67	41.67	-	-	48.33	41.67	55.62	55.62

Table 2 Group 9 :- (Cont'd) Average Retail Price of Goods and Services by Region and Selected Market Places

June
Sene 2002
1994

ITEM	UNIT	R E G I O N A N D M A R K E T P L A C E S											SNNPR AVERAGE
		S N N P											
		Shewa- Bench	Mizan- Teferi	Deri	Amaro Kalle	Soyama	Karat	Gidole	Waka	Beste- chere	Lasoka	Amaya	
P R I C E I N B I R R													
Shirts Long Sleeved (Local)..... No	36.67	21.67	20.67	-	-	-	-	-	-	-	-	22.00	24.94
Shirts Short Sleeved (Local)..... No	-	21.67	-	-	-	-	-	-	-	-	-	20.00	24.88
Shirts Long Sleeved (Imported)... No	56.67	45.00	40.00	42.50	45.00	35.00	-	46.67	-	58.33	-	-	46.92
Shirts Short Sleeved (Imported).. No	47.50	46.67	-	-	-	36.67	42.50	45.67	-	45.00	-	-	47.18
Socks (Cotton) Imported..... Pair	6.33	7.33	-	5.33	-	6.67	7.67	5.33	5.00	6.00	5.00	-	6.67
Sweater (Local) Men..... No	-	23.67	-	-	-	21.50	-	-	-	-	-	-	34.67
Sweater (Local) Women..... No	-	17.33	-	-	-	28.00	-	-	-	-	-	-	33.42
Shash (Imported)..... No	10.00	10.67	10.00	-	8.00	8.67	11.67	10.67	11.33	10.33	7.33	-	10.69
Singlets (Local) White..... No	-	12.33	10.00	-	-	9.00	-	11.00	-	12.67	-	-	10.81
Jeans Trouser..... No	106.67	76.67	90.00	65.00	75.00	88.33	93.33	88.33	87.50	82.50	135.00	-	80.17
Woolen Suit..... No	-	-	-	-	-	-	-	-	-	-	-	-	-
'Kemisna Netela'..... No	123.33	133.33	-	80.00	-	-	-	100.00	81.33	65.00	-	-	125.31
Sweater-Men (Imported)..... No	-	75.00	-	-	-	-	-	100.00	-	-	-	-	92.09
Sweater-Women (Imported)..... No	-	-	-	-	-	-	80.00	110.00	-	-	-	-	84.38
Nylon Dress..... No	43.33	-	-	-	-	-	-	-	-	-	40.33	-	44.55
Tetron Trouser..... No	-	-	-	-	-	-	-	-	-	-	-	-	40.00
Leather Jacket..... No	-	-	-	-	-	-	-	-	-	-	-	-	520.00
Under Wear China..... No	-	-	-	11.50	-	13.00	13.67	-	14.50	14.33	-	-	13.67
Deriya No	35.00	-	11.34	12.50	-	16.67	-	-	-	15.00	-	-	15.00
Polyester Suit..... No	-	-	-	-	-	-	-	-	-	-	-	-	-
Khaki Short No	-	-	-	-	-	-	15.33	-	-	-	-	-	12.71
T-Shirts No	23.33	26.67	-	21.50	25.00	21.50	41.67	30.00	26.67	34.33	25.33	-	29.14
Jogging Suit(sport tuta) No	86.67	80.00	61.67	63.33	-	80.00	-	33.00	-	81.67	-	-	77.74
Khaki Jacket No	-	106.67	-	-	95.00	100.00	-	-	-	-	-	-	103.75
Geldem No	-	21.67	14.33	13.00	-	14.67	-	14.33	-	21.67	-	-	17.00

Table 2 Group 9 :-(Cont'd) Average Retail Price of Goods and Services by Region and Selected Market Places

June 2002
Sene 1994

ITEM	UNIT	R E G I O N A N D M A R K E T P L A C E S											SNNPR AVERAGE
		S N N P											
		Shewa- Bench	Mizan- Teferi	Deri	Amaro Kalle	Soyama	Karat	Gidole	Waka	Beste- chere	Lasoka	Amaya	
P R I C E I N B I R R													
READY-MADE / FOR CHILDREN													
Sweater (Local) for Boys..... No	-	17.67	-	-	-	9.00	-	13.00	-	-	-	-	20.30
Socks (Imported) Cotton..... Pair	5.00	3.33	-	-	-	2.50	4.00	3.83	-	4.33	5.00	-	4.36
Jeans Trouser..... No	60.00	58.33	-	-	-	80.00	-	55.00	-	-	-	-	63.93
Shirt Long Sleeved(Imported)Boys. No	-	21.67	-	-	-	35.00	-	19.33	-	-	-	-	31.06
Sweater (England) for Girls..... No	-	30.00	-	-	-	-	-	-	-	-	-	-	36.67
Short for Boys..... No	-	-	-	-	-	-	5.67	-	-	-	-	-	6.78
Kemise(for children) No	45.00	55.00	38.00	30.00	-	38.33	-	-	-	53.33	-	-	45.44
FOOTWEAR (MEN AND WOMEN)													
Anbessa Leather Shoes Men(Local)Pair	86.67	65.00	90.00	90.00	60.00	56.67	-	50.00	51.00	100.00	-	-	85.38
Leather Shoes Men (Croft)..... Pair	113.33	103.33	-	100.00	120.00	102.50	116.67	115.00	117.50	110.00	-	-	117.87
Walking Shoes(imp.) Non-Leather Pair	100.00	80.00	-	-	80.00	65.00	120.00	-	-	87.50	-	-	91.81
Canvas Shoes (Local) Men..... Pair	-	24.00	25.00	-	-	23.00	-	24.33	-	29.00	25.50	-	23.50
Canvas Shoes (China) Men..... Pair	-	-	-	-	-	25.00	-	-	-	25.33	-	-	25.33
Plastic Shoes (Local) Women.... Pair	13.00	7.67	8.67	8.00	-	10.67	-	9.00	10.17	10.00	9.67	-	9.56
Slippers Sponge Adult (China).. Pair	10.00	-	-	-	-	7.67	-	8.67	-	9.00	-	-	7.77
Boots for Men Plastic (Local).. Pair	46.67	46.67	44.00	-	-	-	-	42.00	-	56.67	44.33	-	44.61
Sendel Plastic Shoes (Imp.).... Pair	12.00	-	-	-	-	-	-	-	-	-	-	-	12.13
Cost of Mending Shoes sole(Men).Pair	15.00	20.00	20.00	-	-	-	17.00	12.50	-	-	-	-	19.47

Table 2 Group 9 :-(Cont'd) Average Retail Price of Goods and Services by Region and Selected Market Places

June 2002
Sene 1994

ITEM	UNIT	R E G I O N A N D M A R K E T P L A C E S										SNNPR AVERAGE
		S N N P										
		Shewa- Bench	Mizan- Teferi	Deri	Amaro Kalle	Soyama	Karate	Gidola	Waka	Besite- chere	Lasoka	

P R I C E I N B I R R

CONSTRUCTION MATERIALS, WATER, AND
FUEL AND POWER

CONSTRUCTION MATERIALS

Cement/Bag/(Local)..... 50Kg	-	45.00	-	37.00	-	40.00	-	-	-	-	-	-	38.68
Lime..... Kg	-	1.00	-	-	-	-	-	-	-	-	-	-	1.07
Nail (7cm - 12cm)..... Kg	8.00	8.00	8.33	7.25	7.00	8.00	7.33	7.50	7.25	8.00	9.67	7.57	7.57
Nail With Cape..... Kg	13.33	12.00	10.67	11.00	12.00	11.67	12.00	-	7.00	12.00	12.67	10.99	10.99
Corrugated Iron Sheet (.2mm)..... No	28.00	30.00	-	-	-	-	-	-	-	26.00	-	-	29.78
Wood for House Construction('Atana').. No	-	1.08	-	-	-	-	-	-	-	-	-	-	3.66
Wall Paints-Super (Fluid) Normal..... 4Kg	-	57.33	-	-	-	-	-	-	-	-	-	-	57.74
Wall Paints-Super (Fluid) Plastic.... 4Kg	-	91.67	-	-	-	-	-	-	-	-	-	-	84.39
Coarse Aggregate Gravel..... Meter Cube	-	143.67	-	-	-	-	-	-	-	-	-	-	84.39
Hollow Concrete Block(20x20x40 cm Cube)No	-	3.83	-	-	-	-	-	-	-	-	-	-	121.74
Bricks (25cm x 12cm x 6cm)..... No	-	-	-	-	-	2.60	-	-	-	-	-	-	2.66
Floor Board 4m Length..... No	-	-	-	-	-	-	-	-	-	-	-	-	1.25
Iron Pipe 6mt. (1/2 inch Wide) Local.. No	-	68.33	-	42.00	-	44.00	-	-	-	-	-	-	25.13
Chipwood (125cm x 250cm x 8mm)..... No	-	90.00	-	-	-	-	-	-	-	-	-	-	55.30
Sand..... Meter Cube	-	-	-	-	-	-	-	-	-	-	-	-	85.06
Gutter N ^o 32..... Meter	-	30.00	-	-	-	22.50	-	-	-	-	-	-	55.14
Window Glass (50cm x 50cm x 3mm)..... No	-	25.00	-	-	-	-	-	-	-	-	-	-	24.77
Water Tanker (1meter cube)..... No	-	933.33	-	-	-	-	-	-	-	-	-	-	22.55
Stone for House Construction.. Meter Cube	-	-	-	-	-	-	-	-	-	-	-	-	840.00
Mega Paints.....4Kg	-	57.67	-	-	-	18.75	-	-	-	10.00	-	-	23.56
Tseday Paints.....4Kg	-	57.67	-	-	-	60.00	-	-	-	-	-	-	57.89
"Yewellel Nitaf"(Tile)..... No	-	-	-	-	-	-	-	-	-	-	-	-	57.40

WATER

Water..... Meter Cube	-	8.00	-	4.17	-	9.17	-	-	-	-	-	5.00	7.36
-----------------------	---	------	---	------	---	------	---	---	---	---	---	------	------

Table 2 Group 9 :-(Cont'd) Average Retail Price of Goods and Services by Region and Selected Market Places

June
Sene 2002
1994

ITEM	UNIT	R E G I O N A N D M A R K E T P L A C E S											SNRP AVERAGE
		S N N P											
		Shewa- Bench	Mizan- Teferi	Deri	Amaro Kalle	Soyama	Karate	Gidola	Waka	Besite- chere	Lasoka	Amaya	
P R I C E I N B I R R													
FUEL AND POWER													
Fire Wood.....	Meter Cube	30.67	39.33	-	8.57	-	15.75	23.85	19.41	-	7.07	-	33.37
Charcoal.....	Kg	.90	1.16	-	.86	-	1.00	.81	.96	.64	1.47	-	.92
Dung Cake.....	Kg	-	-	-	-	-	-	-	-	-	-	-	-
Kerosine.....	Lt	3.70	2.24	2.50	2.40	3.00	2.53	3.03	3.33	3.03	3.15	3.70	2.68
Diesel.....	Lt	4.26	2.86	-	-	-	3.15	3.79	3.89	-	3.83	-	3.13
Electric.....	K.Watt	-	.27	-	-	-	.27	-	-	-	-	-	.28
Matches.....	Box	.25	.25	.20	.20	.25	.20	.20	.20	.20	.20	.25	.22
Candles.....	No	1.00	1.00	1.00	1.00	1.00	1.00	1.00	1.00	1.00	1.00	1.00	.96
Buthane Gas (Shell).....	12.5 Kg	-	-	-	-	-	-	-	-	-	-	-	-
Eveready Drycell.....	No	-	2.00	2.00	-	1.75	2.00	2.00	-	1.75	-	-	1.80
FURNITURE, FURNISHING, HOUSEHOLD EQUIPMENT AND OPERATION													
CHAIRS, TABLES, ETC.													
Table Wanza (Machine made) Varnished..	No	-	-	-	-	-	165.00	180.00	-	-	-	-	193.90
Table Wanza (Hand made) Not Varnished..	No	-	83.33	-	-	35.00	110.00	-	163.33	126.67	80.00	-	106.13
Chairs Wanza (Machine Made) Varnished..	No	-	43.33	-	-	-	60.00	-	-	-	40.00	-	62.08
Chairs Wanza (Hand Made) Varnished....	No	-	40.00	-	-	-	40.00	-	38.00	41.67	35.00	-	35.91
Cupboard Wanza (2 doors) Varnished....	No	-	1000.00	-	-	-	-	-	-	-	-	-	1097.50
Double Bed Wanza (120cm) Varnished....	No	-	423.33	-	380.00	-	425.00	483.33	-	-	400.00	-	411.46
Sofas (Complete).....	No	-	-	-	-	-	-	-	-	-	-	-	3057.89
Book Shelves Wanza (3 Shelves) no Door	No	-	333.33	-	-	-	175.00	325.00	-	-	-	-	276.21
Chest of Drawer	No	-	733.33	-	-	-	-	-	-	-	-	-	540.31
FURNISHINGS & REPAIRS													
Bed Sheet (Non-Patterned Bahir Dar)													
1.90m x 2.50m.....	Pair	-	51.67	50.00	45.00	-	35.50	-	40.00	-	51.00	45.00	46.67

Table 2 Group 9 :- (Cont'd) Average Retail Price of Goods and Services by Region and Selected Market Places

		R E G I O N A N D M A R K E T P L A C E S										June Sene	2002 1994	
ITEM	UNIT	S N N P										SNNPR AVERAGE		
		Shewa- Bench	Mizan- Teferi	Deri	Amaro Kalle	Soyama	Karate	Gidola	Waka	Besite- chere	Lasoka		Amaya	
P R I C E I N B I R R														
Bed Sheet (Patterned Kombolcha) 1.90m x 2.50m.....	Pair	-	68.33	-	-	-	-	67.50	-	55.00	-	-	-	63.67
Bed Cover (Patterned Kombolcha).....	No	-	-	-	-	-	-	-	-	65.00	-	-	-	65.53
Blanket Woolen (Debre B.) 160cm x 220cm.	No	-	81.67	82.50	80.00	83.00	-	80.00	63.63	81.00	-	81.50	-	82.10
Mattress-Sponge (A.A Foam) 120cm.....	No	-	290.00	-	-	-	-	-	-	320.00	-	-	-	307.57
Towel-Local (Kombolcha).....	No	-	9.00	-	-	-	-	-	-	14.33	-	-	-	11.72
EARTHEN WARE														
Water Pot.....	No	4.33	5.83	1.42	2.50	4.67	7.00	3.00	-	1.50	4.42	3.83	3.52	
'Jebena' Medium Size.....	No	2.00	3.83	-	1.67	2.50	2.50	3.17	2.50	1.77	1.83	4.00	2.37	
'Mitad' (Griddle of Clay).....	No	5.17	9.00	3.00	6.00	-	-	-	17.00	6.67	7.17	5.67	8.92	
Local Stove '(Lakech)'	No	9.50	8.00	6.50	-	-	8.67	7.33	-	-	-	-	6.31	
Cup for Coffee (China).....	No	1.00	1.25	1.50	1.50	1.25	1.25	-	1.23	1.37	1.00	1.17	1.17	
Plate Clay (imported).....	No	5.00	4.83	5.00	-	5.00	5.00	-	4.67	4.67	4.00	-	4.61	
STRAW, BAMBOO AND OTHERS														
'Sefed'.....	No	-	7.33	2.83	-	7.67	5.33	-	9.00	-	-	-	5.86	
Sack 100Kg Capacity.....	No	-	7.00	-	-	-	2.67	-	-	-	-	-	5.02	
METAL WARE														
Cooking Pan Medium (Local).....	No	32.67	39.33	30.00	31.67	25.00	37.00	41.67	31.67	29.33	33.00	17.67	30.45	
Tray (Nickel) Medium N ^o 45 Local.....	No	-	-	-	-	-	-	-	19.00	17.67	-	-	16.22	
Electric 'Mitad' Aluminium.....	No	-	-	-	-	-	-	-	-	-	-	-	366.25	
Gas Stove (Kerosine) China.....	No	-	40.67	-	45.00	-	42.50	-	-	-	45.00	-	41.70	
Refrigerator.....	No	-	-	-	-	-	-	-	-	-	-	-	3000.00	

Table 2 Group 9 :- (Cont'd) Average Retail Price of Goods and Services by Region and Selected Market Places

June
Sene 2002
1994

ITEM	UNIT	R E G I O N A N D M A R K E T P L A C E S											SNNPR AVERAGE
		S N N P											
		Shewa- Bench	Mizan- Teferi	Deri	Amaro Kalle	Soyama	Karate	Gidola	Waka	Besite- chere	Lasoka	Anaya	
P R I C E I N B I R R													
PLASTIC WARE (LOCAL MADE)													
Jerrycan (20 Litres).....	No	-	25.00	-	-	-	29.00	24.00	19.00	-	-	26.67	21.65
Bucket (20 Litres).....	No	16.33	16.33	17.33	16.50	17.00	17.67	16.00	17.67	17.50	20.67	16.33	16.70
GLASS WARE													
Glass for Tea (Duralax).....	No	-	3.00	3.75	-	-	3.50	-	1.92	2.00	-	2.17	2.92
OTHER HOUSEHOLD EQUIPMENT													
Kerosine Lamp.....	No	15.00	25.33	14.50	25.00	23.00	16.00	24.33	25.00	24.67	25.33	25.00	22.42
'Kuraz' Small Local Kerosine Lamp.....	No	1.00	1.00	1.00	.92	-	1.00	1.00	.90	.93	1.00	1.00	1.00
Flash Light.....	No	7.00	6.83	7.00	7.00	7.00	7.00	7.00	6.83	6.17	6.67	6.33	6.48
Electric Bulb Philips(40/60 Watt).....	No	-	2.50	-	2.33	3.50	2.50	-	3.17	-	-	-	2.47
HOUSEHOLD OPERATION													
Hard Soap (Local).....	200gm	1.82	1.60	1.75	2.20	-	1.60	1.92	2.18	2.00	1.60	2.00	1.77
Hard Soap (Imported).....	200gm	2.00	2.40	2.40	1.74	2.40	2.20	2.00	-	2.40	2.40	3.08	2.27
Detergent (Omo).....	50gm	1.50	.67	1.43	1.16	.98	.73	.75	1.50	-	1.48	1.50	1.10
Incense.....	Kg	6.00	5.00	5.67	-	12.50	5.00	5.83	6.38	8.89	6.67	6.33	6.68
Sandal Wood.....	No	.25	.47	.28	.20	.25	.28	.30	.25	.25	.37	.25	.26
Toilet Paper (Mamko).....	Roll	3.50	3.00	3.00	3.08	3.00	3.08	3.00	3.30	3.50	3.17	3.00	3.05
DRY CLEANING													
Dry Cleaning (Suit Men).....	No	-	12.00	-	-	-	-	-	-	-	-	-	12.22

Table 2 Group 9 :- (Cont'd) Average Retail Price of Goods and Services by Region and Selected Market Places

												June	2002
												Sene	1994
R E G I O N A N D M A R K E T P L A C E S													
ITEM	UNIT	S N N P										SNNPR AVERAGE	
		Shewa- Bench	Mizan- Teferi	Deri	Amaro Kalle	Soyama	Karate	Gidola	Waka	Besite- chere	Lasoka		Amaya
P R I C E I N B I R R													
DOMESTIC SERVICE													
Maid Servant.....	Month	36.67	25.00	-	-	45.00	21.67	23.33	25.00	11.67	20.00	28.33	31.08
Unskilled Service (Daily Laborer)....	Day	2.00	7.67	-	-	4.00	5.00	5.33	-	5.00	4.67	7.00	5.65
Salary for Guard	Month	-	23.33	-	-	-	-	-	21.67	-	25.00	-	50.74
MEDICAL CARE													
Ampicillin(250 mg) Local.....	56 Caps	18.00	20.00	-	-	16.00	14.00	15.70	18.67	-	-	16.25	18.02
Dichlorophine(500 mg) Local.....	6 Pills	-	-	-	-	-	-	-	-	-	-	-	1.54
Tetracycline(250mg) Local.....	56 Caps	7.00	9.67	-	10.50	7.00	8.70	6.15	14.00	14.00	8.00	10.75	9.70
Penicillin Injection(4 Mu. Local). ..	Bottle	4.00	5.00	-	-	-	2.70	-	-	4.50	3.45	4.00	4.11
Chloramphenicol(250mg) Local.....	56 Caps	-	17.67	-	-	-	9.00	11.20	-	-	-	10.75	14.41
Dipron(500mg) Local.....	20 Pills	3.00	-	-	-	-	-	-	3.00	-	-	2.25	3.01
Cough Syrup (Berantine) Local.....	125cc	11.00	10.67	-	8.50	-	13.00	5.70	11.00	-	-	-	8.92
Bactrim(480mg) Local.....	30 Pills	-	9.33	-	-	-	3.00	4.50	-	-	4.29	5.03	7.21
Vermox(100mg) Local.....	12 Pills	3.50	-	-	-	3.00	-	2.60	6.00	4.50	1.50	3.50	3.02
Mezel(250mg) Local.....	30 Caps	4.25	5.33	-	5.00	4.00	4.50	4.50	7.50	7.14	3.65	3.70	5.09
Asprin (300 mg) Local.....	20 Pills	3.00	2.00	-	2.25	2.00	2.17	1.30	3.00	-	1.75	2.25	2.06
OTHER MEDICAL EXPENSES													
Doctor's Fee (Government).....	per visit	-	1.00	-	2.00	1.00	-	1.00	-	-	-	.50	1.54
Doctor's Fee (Private).....	per visit	-	-	-	-	-	-	-	-	-	-	-	7.20
Injection (Service Charge).....	Once	-	.50	-	-	1.00	1.00	2.00	-	-	-	.50	.95
Laboratory Test Fee (Private).....	Once	-	5.00	-	-	-	-	-	-	-	-	-	4.53
Bed Charge (gov.).....	per day	-	-	-	-	-	2.00	7.00	2.00	-	2.00	2.00	4.38

Table 2 Group 9 :-(Cont'd) Average Retail Price of Goods and Services by Region and Selected Market Places

June
Sene 2002
1994

ITEM	UNIT	R E G I O N A N D M A R K E T P L A C E S										SNNPR AVERAGE
		S N N P										
		Shewa- Bench	Mizan- Teferi	Deri	Amaro Kalle	Soyama	Karate	Gidola	Waka	Besite- chere	Lasoka	

P R I C E I N B I R R

TRANSPORT AND COMMUNICATION

TRANSPORT

Benzene..... Lt	-	-	-	5.00	-	4.83	-	-	-	-	-	-	4.48
Motor Oil (Mobil)..... Lt	-	19.00	-	20.75	-	22.00	-	-	-	-	-	-	19.63
Car Washing and Greasing..... No	-	35.00	-	-	-	-	-	-	-	-	-	-	28.50
Bus Fare (per km)..... Tarif	-	.11	-	-	-	-	-	-	-	-	-	-	.17
Bus Fare (within Town) Trip	-	-	-	-	-	-	-	-	-	-	-	-	-
Taxi Fare Trip	-	-	-	-	-	-	-	-	-	-	-	-	.81
Air Plane (To Addis Ababa) Trip	-	320.00	-	-	-	-	-	-	-	-	-	-	316.50
Animal Transport fare..... Trip	23.33	-	15.00	-	-	-	-	21.00	16.00	32.67	28.33	-	19.39
Cart Fare..... Trip	-	2.33	-	-	-	-	-	-	-	-	-	-	1.44
Train Fare Trip	-	-	-	-	-	-	-	-	-	-	-	-	-
Service Charge (Motor oil change)... Once	-	-	-	-	-	-	-	-	-	-	-	-	-

COMMUNICATION

Telephone Charge (with town).....Period	-	.20	-	-	-	-	-	-	-	-	-	-	.43
Telephone Charge to Addis Ababa....Period	-	2.75	-	2.00	2.75	3.40	2.75	4.50	-	-	2.20	-	2.68
Telephone Line Installation Charge.. Once	-	305.00	-	-	-	355.75	-	-	-	-	-	-	347.87

ENTERTAINMENT AND EDUCATION

EQUIPMENT AND ACCESSORIES

T.V. Set Philips 21 inch(Colored).... No	-	-	-	-	-	-	-	-	-	-	-	-	3391.73
Cassette Recorded Original(Local Music)No	13.00	13.00	-	12.00	13.00	12.00	11.00	-	12.00	-	-	-	12.11
Radio Set Philips 3 Band..... No	-	171.67	150.00	120.00	-	115.00	-	-	-	-	-	-	149.35
Tape Recorder National (2 Speaker).... No	-	246.67	-	-	-	230.00	-	-	-	-	-	-	281.31
Expense for Photograph(Passport size)4Pho	-	4.00	-	5.00	-	4.00	-	-	-	-	-	-	3.88

Table 2 Group 9 :- (Cont'd) Average Retail Price of Goods and Services by Region and Selected Market Places

June 2002
Sene 1994

ITEM	UNIT	R E G I O N A N D M A R K E T P L A C E S										SNNPR AVERAGE	
		S N N P											
		Shewa- Bench	Mizan- Teferi	Deri	Amaro Kalle	Soyama	Karate	Gidola	Waka	Besite- chere	Lasoka		Amaya
P R I C E I N B I R R													
Newspaper (Addis Zemen)..... No	-		.50	-	-	-	-	-	-	-	-	-	.61
Theater Enterance Fee Once	-		-	-	-	-	-	-	-	-	-	-	-
EDUCATION													
Exercise Book (50 Leaves) Local..... No	-	-	1.97	-	2.00	2.00	2.00	2.00	2.00	2.00	1.93	1.98	
Pencil (China)..... No	.25	.25	.25	-	.25	.25	.25	.30	.30	2.00	.25	.25	
Ball Point-Bic England..... No	-	1.00	1.15	1.10	1.10	1.00	1.20	1.00	-	-	-	1.08	
Day School Fee-Public(Grade 7 & 8)..Month	-	-	-	-	-	-	-	-	-	-	-	-	
Day School Fee-Private(Grade 9-12)..Month	-	-	-	-	-	-	-	-	-	-	-	-	
Night School Fee-Government(Gr.9-12)Month	-	16.00	-	16.50	-	18.00	26.00	-	-	-	-	82.50	
School Uniform Fee No	-	-	-	-	-	60.00	85.00	-	-	-	-	19.07	
Night School Fee-Private(Grade9-12)..Month	-	-	-	-	-	-	-	-	-	-	-	65.09	
PERSONAL CARE AND EFFECTS													
PERSONAL CARE													
Lux Toilet Soap..... 90gm	2.25	2.25	2.25	3.60	2.25	3.60	2.25	2.25	2.25	3.60	2.00	2.36	
Blade-TOPAZ..... No	.25	.25	.22	.20	.25	.25	.20	.25	.20	.30	.25	.24	
Hair Dressing (Traditional)..... No	-	3.00	-	-	-	-	-	-	-	2.00	-	3.21	
Hair Dressing (Modern)..... No	-	7.33	-	-	-	-	-	-	-	-	-	7.96	
Barbery (Mens Hair Cut)..... No	-	3.67	-	3.00	3.00	2.67	3.00	2.00	1.33	2.00	2.00	2.83	
Paraffin Hair Oil..... 330cc	9.17	7.67	8.83	8.00	8.00	13.20	8.00	9.90	8.98	10.27	8.33	8.38	
Zenith Hair Oil..... 330cc	9.35	8.00	8.33	8.00	8.00	8.00	8.00	10.63	9.90	6.56	9.33	8.28	
Shaving Machine (medium) No	-	-	-	-	-	-	-	-	-	-	-	20.33	
Perfume CC	-	26.67	-	26.00	-	-	29.33	22.67	-	20.22	-	25.43	
PERSONAL EFFECTS													
Umbrella-Men Medium (Local)..... No	24.33	21.00	25.00	-	-	20.00	-	23.33	21.67	20.67	23.33	23.21	

Table 2 Group 9 :- (Cont'd) Average Retail Price of Goods and Services by Region and Selected Market Places

June
Sene 2002
1994

ITEM	UNIT	R E G I O N A N D M A R K E T P L A C E S											SNNPR AVERAGE
		S N N P											
		Shewa- Bench	Mizan- Teferi	Deri	Amaro Kalle	Soyama	Karate	Gidola	Waka	Besite- chere	Lasoka	Amaya	
		P R I C E I N B I R R											
Umbrella-Women Medium (Imported).....	No	25.00	21.67	23.00	18.00	22.00	18.33	-	20.67	18.67	20.00	26.00	22.54
Hand Bag (Imported Synthetic).....	No	-	-	-	-	-	-	-	-	-	-	-	106.67
Belt (Local) Machine Made.....	No	24.33	20.00	-	-	5.00	6.00	-	2.33	-	5.83	6.00	10.18
Belt (Local) Hand Made.....	No	-	-	2.75	-	-	-	-	-	-	-	-	3.50
JEWELLERY													
Seiko-21 Jewels Automatic (Men).....	No	-	-	-	-	-	-	-	-	-	-	-	307.50
Seiko-21 Jewels Automatic (Women).....	No	-	-	-	-	-	-	-	-	-	-	-	314.38
Earrings (4gm 18 carat Local).....	Pair	-	340.00	-	-	-	-	-	-	-	-	-	333.08
Neck Laces (6gm 21 carat Imported).....	No	-	-	-	-	-	-	-	-	-	-	-	589.09
Rings (4gm 18 carat Local).....	No	-	340.00	-	-	-	-	-	-	-	-	-	335.38
Bracelet 20gm (18 carat Local).....	No	-	1700.00	-	-	-	-	-	-	-	-	-	1715.00
LIVESTOCK AND DRAUGHT ANIMALS													
LIVESTOCK													
Sheep (10-15Kg).....	No	56.67	70.00	62.67	87.50	-	30.00	-	53.67	36.33	74.67	61.83	
Goat (10-15Kg).....	No	47.33	35.00	36.00	72.67	41.00	29.33	66.67	51.67	24.33	38.67	50.12	
Heifer (2-4 Years).....	No	263.33	273.33	230.00	-	355.00	233.33	-	225.00	203.33	123.33	263.41	
Cow (4 Years and Above).....	No	478.33	386.67	320.00	-	400.00	516.67	-	423.33	353.33	334.33	439.55	
Bull (2-4 Years).....	No	330.00	190.00	253.33	230.00	325.00	333.33	-	240.67	263.33	152.33	287.66	
Ox (4 Years and Above).....	No	565.00	750.00	546.67	710.00	518.33	666.67	940.00	405.00	483.33	540.00	625.51	
Hen (Indigenous).....	No	4.67	7.00	3.67	4.83	3.50	4.33	4.33	5.50	3.40	4.33	4.17	5.81
Cock (Indigenous).....	No	6.67	10.67	7.33	8.67	6.00	5.67	8.67	6.83	5.27	6.50	6.00	8.90
DRAUGHT ANIMALS													
Donkey.....	No	-	-	-	-	275.00	-	-	-	-	-	499.50	271.77
Horse.....	No	-	-	-	-	-	-	-	-	-	-	-	458.52

Table 2 Group 9 :-(Cont'd) Average Retail Price of Goods and Services by Region and Selected Market Places

June 2002
Sene 1994

ITEM	UNIT	R E G I O N A N D M A R K E T P L A C E S										SNNPR AVERAGE		
		S N N P												
		Shewa- Bench	Mizan- Teferi	Deri	Amaro Kalle	Soyama	Karate	Gidola	Waka	Besite- chere	Lasoka		Amaya	
Mule.....	No	-	-	-	-	-	-	-	-	-	-	-	-	846.67
FARM EQUIPMENT (INDUSTRIAL PRODUCT)														
Sickel.....	No	10.00	10.00	9.33	-	8.00	10.67	19.67	11.00	-	-	17.67	11.95	
Pick Axe ('Doma').....	No	-	20.33	-	-	-	-	-	30.00	-	-	-	19.96	
'Gejera'.....	No	25.00	21.00	-	-	-	-	-	20.00	-	-	18.33	19.22	
FARM EQUIPMENT (HAND MADE)														
'Mofer'.....	No	-	-	-	-	-	-	-	-	-	-	-	-	10.88
'Kember'.....	No	-	-	-	-	-	-	-	-	-	-	-	-	5.60
'Digr'.....	No	-	-	-	-	-	-	-	-	-	-	-	-	2.14
Plough.....	No	12.00	14.00	10.33	6.67	15.33	-	19.67	9.00	9.50	12.67	11.00	10.05	
Sickel.....	No	-	-	-	2.67	5.00	-	6.83	-	1.40	2.00	3.50	3.36	
'Wegel'.....	No	5.50	5.00	5.33	-	5.00	-	-	-	5.17	-	4.33	3.72	
'Erfe'.....	No	-	-	3.00	-	1.00	-	-	-	-	-	-	1.96	
MISCELLANEOUS GOODS AND SERVICES														
Coffin (Medium Quality).....	No	-	-	-	-	-	-	80.00	-	-	-	-	-	122.50
Charge for Money order	Once	-	2.65	-	-	-	-	11.45	-	-	-	-	-	8.85
Charge for Visa (for person).....	No	-	-	-	-	-	-	-	-	-	-	-	-	

Group 10

Market Places

(Merkato, Kera, Zenebe Werk, Gergi, Saris, Kotebe,
Ferensay Legasione, Shola/Yeka, Asko, Adisu Gebeya,
Efoyita Gebeya, and Akakai.)

Table 1 Group 10 :- Average Retail Price of Goods and Services by Region and Selected Market Places

May 2002
Ginbot 1994

		R E G I O N A N D M A R K E T P L A C E S												
ITEM	UNIT	A D D I S A B A B A											ADDIS ABABA AVERAGE	
		Merkato	Kera	Zenebe work	Gergi	Sarise	Kotebe	Ferensay	Shola (yeka)	Asko	Addisu- Gebeya	Efoyita Gebeya		Akaki
P R I C E I N B I R R														
CEREALS UNMILLED														
'Teff' White	Kg	-	2.62	2.34	2.63	2.43	2.33	2.67	2.72	2.10	2.47	2.22	2.07	2.42
'Teff' Mixed.....	Kg	-	2.33	2.19	2.23	2.18	1.50	1.77	2.33	1.80	1.90	2.34	1.70	2.03
'Teff' Black (Red).....	Kg	-	1.62	1.30	1.33	1.63	1.23	1.20	1.58	1.31	1.10	1.28	1.33	1.37
Wheat White.....	Kg	-	1.29	1.23	2.20	1.33	1.27	1.48	1.42	1.29	1.27	1.30	1.01	1.37
Wheat Mixed.....	Kg	-	-	-	2.00	1.10	1.25	-	-	-	-	-	1.00	1.34
Wheat Black.....	Kg	-	1.45	1.47	-	1.47	1.23	1.59	1.67	1.45	1.45	1.30	1.12	1.42
Barley White.....	Kg	-	1.77	1.39	1.40	1.43	1.40	1.58	1.67	1.31	1.27	1.53	1.24	1.45
Barley Mixed.....	Kg	-	1.27	1.16	1.00	1.07	1.13	1.04	1.17	1.14	1.19	1.00	1.15	1.12
Barley Black.....	Kg	-	1.46	1.15	1.16	1.23	1.23	1.13	1.32	1.14	1.27	1.17	1.24	1.23
Barley for Beer.....	Kg	-	-	-	-	1.50	1.37	-	1.50	-	-	1.50	1.20	1.43
Maize.....	Kg	-	.82	.74	.76	.77	.70	.75	.72	.71	.72	.68	.64	.73
Durrah.....	Kg	-	1.28	.98	.98	1.15	1.00	.99	1.13	.89	.94	.93	.89	1.02
Sorghum Yellow.....	Kg	-	1.26	1.25	1.21	1.35	1.23	1.33	1.43	1.56	1.34	1.18	1.16	1.30
Sorghum White.....	Kg	-	1.36	.90	-	1.02	1.27	-	1.88	-	.89	1.30	1.24	1.25
Sorghum Red.....	Kg	-	1.32	.90	.89	.93	.90	.99	1.22	.81	1.03	.97	.89	.99
African Millet.....	Kg	-	1.33	1.22	1.31	1.50	1.37	1.40	1.50	1.34	1.27	1.27	1.40	1.35
Rice.....	Kg	3.83	4.50	3.92	4.33	4.25	4.50	4.47	4.33	4.50	4.00	4.00	4.08	4.23
Oats.....	Kg	1.75	-	2.00	-	-	-	-	1.83	-	-	1.72	1.35	1.73
Hulled Barley.....	Kg	-	-	-	-	2.50	2.50	-	2.00	-	2.59	2.17	1.29	2.05
CEREALS MILLED														
'Teff' White.....	Kg	1.98	-	-	-	-	-	-	-	-	-	1.04	-	1.67
'Teff' Mixed.....	Kg	-	-	-	-	-	-	-	-	-	-	-	-	-
'Teff' Black (Red).....	Kg	1.85	-	-	-	-	-	-	2.54	-	-	-	-	2.31
Wheat White.....	Kg	2.04	-	-	-	-	-	-	2.62	-	-	1.75	-	2.26
Wheat Mixed.....	Kg	-	-	-	-	-	-	-	-	-	-	-	-	-
Barley White.....	Kg	-	-	-	-	-	-	-	-	-	-	-	-	-

Table 1 Group 10 :- (Cont'd) Average Retail Price of Goods and Services by Region and Selected Market Places

May 2002
Ginbot 1994

		R E G I O N A N D M A R K E T P L A C E S												
ITEM	UNIT	A D D I S A B A B A											ADDIS ABABA AVERAGE	
		Merkato	Kera	Zenebe work	Gergi	Sarise	Kotebe	Ferensay	Shola (yeka)	Asko	Addisu- Gebeya	Efoyita Gebeya		Akaki
		P R I C E I N B I R R												
Barley Mixed.....	Kg	-	-	-	-	-	-	-	-	-	-	-	-	-
Maize.....	Kg	1.13	-	-	-	2.25	-	-	1.90	-	-	2.17	-	1.86
Oats.....	Kg	5.67	3.52	5.00	5.00	5.00	-	5.00	5.67	5.00	5.00	4.00	5.00	4.90
Sorghum.....	Kg	-	-	-	-	-	-	-	-	-	-	-	-	-
Durrah.....	Kg	-	-	-	-	-	-	-	-	-	-	-	-	-
'Furno Duket' Locally Processed..	Kg	2.25	2.15	2.50	2.83	2.67	2.50	3.50	2.50	2.50	2.50	2.42	3.08	2.62
PULSES UNMILLED														
Horse Beans.....	Kg	1.50	1.39	1.17	1.18	1.35	1.20	1.30	1.67	1.20	1.26	1.27	1.13	1.30
Peas White.....	Kg	2.92	3.38	-	-	3.17	2.92	2.33	3.17	-	2.50	2.75	1.89	2.78
Peas Black.....	Kg	-	-	-	-	-	-	-	-	-	-	-	2.10	2.10
Peas Mixed.....	Kg	-	1.93	1.47	1.52	1.58	1.47	1.73	1.63	1.49	1.54	1.67	1.55	1.60
Soya Beans.....	Kg	-	-	-	-	-	-	-	-	-	-	3.00	2.25	2.63
Chick Peas.....	Kg	2.00	2.21	1.74	1.45	1.92	1.75	1.99	2.17	2.02	1.82	1.78	1.58	1.87
Lentils.....	Kg	2.33	3.03	2.33	2.17	2.50	2.33	2.42	2.50	2.42	2.34	2.33	2.16	2.41
Haricot Beans.....	Kg	-	-	-	-	2.00	-	-	3.00	-	-	1.58	-	1.95
Lima Beans.....	Kg	-	-	-	-	2.00	-	-	3.00	-	-	-	-	2.50
Vetch.....	Kg	-	-	-	.58	.80	-	-	1.00	-	-	-	.66	.77
Fenugreek.....	Kg	3.92	4.96	4.08	5.36	4.50	4.00	4.00	4.00	4.27	4.14	3.50	3.67	4.20
PULSES MILLED OR SPLIT														
Horse Beans Milled.....	Kg	-	3.17	-	-	4.83	-	-	-	-	-	-	6.45	4.35
Peas Milled.....	Kg	4.83	5.17	5.00	5.00	5.00	-	5.23	-	-	-	4.00	-	4.88
Chick Peas Milled.....	Kg	-	-	-	4.08	5.00	-	-	5.00	-	-	-	-	4.69
Mixed Pulses Milled.....	Kg	3.33	-	3.83	3.25	3.00	4.08	4.25	3.83	4.17	-	3.17	2.50	3.57
Vetch Milled.....	Kg	2.83	-	-	2.13	3.67	-	-	-	-	-	2.00	2.08	2.57
Peas Split.....	Kg	3.25	3.39	3.00	3.00	3.35	3.25	3.39	3.50	3.31	3.58	3.33	3.12	3.29
Peas Split(Roasted).....	Kg	2.50	2.53	2.39	2.30	2.37	2.40	2.69	2.50	2.62	2.52	2.27	2.31	2.45

Table 1 Group 10 :- (Cont'd) Average Retail Price of Goods and Services by Region and Selected Market Places

May
Ginbot 2002
1994

ITEM	UNIT	R E G I O N A N D M A R K E T P L A C E S											ADDIS ABABA AVERAGE	
		A D D I S A B A B A												
		Merkato	Kera	Zenebe work	Gergi	Sarise	Kotebe	Ferensay	Shola (yeka)	Asko	Addisu- Gebeya	Efoylta Gebeya		Akaki
P R I C E I N B I R R														
Horse Beans Split(Roasted).....	Kg	-	1.84	-	-	2.14	1.90	-	2.00	-	2.01	1.75	1.90	1.93
Lentils Split.....	Kg	3.42	3.74	3.50	3.20	3.59	3.17	3.54	-	3.57	3.97	3.33	3.44	3.50
Vetch Split(Roasted).....	Kg	1.50	1.48	1.35	1.24	1.31	1.17	1.38	1.53	1.41	1.36	1.27	1.30	1.36
Chick Peas Split(Roasted).....	Kg	-	4.26	-	3.91	2.48	2.83	-	3.50	-	-	3.00	-	3.30
Fenugreek Milled.....	Kg	10.67	13.00	12.00	10.67	11.33	8.67	14.00	12.33	14.00	9.33	10.67	10.67	11.44
OIL SEEDS														
Niger Seed.....	Kg	2.67	3.98	3.00	-	3.50	3.08	2.92	3.67	3.99	3.17	2.58	2.58	3.19
Linseed White.....	Kg	-	-	-	-	-	5.00	-	-	-	3.17	4.50	5.14	4.45
Linseed Black.....	Kg	2.67	3.75	2.50	-	3.17	2.67	3.00	3.33	3.43	-	2.83	2.56	2.99
Sesame Seed.....	Kg	3.00	-	5.00	-	4.33	4.83	3.83	4.67	-	4.17	3.00	3.03	3.98
Sunflower.....	Kg	1.83	2.82	2.00	-	2.08	2.00	2.42	2.50	2.52	2.00	1.83	1.83	2.17
Castor Beans.....	Kg	-	-	-	-	-	-	-	-	-	-	-	-	-
Rape Seed.....	Kg	1.83	3.09	2.00	4.36	2.08	1.93	2.02	2.50	2.65	2.00	1.83	1.75	2.34
Ground Nut Shelled.....	Kg	4.00	6.50	5.00	-	4.50	4.00	6.17	4.08	4.52	4.33	4.50	3.92	4.68
PREPARED CEREAL PRODUCTS														
Spaghetti (Local) Without Egg....	Kg	6.50	6.00	6.00	6.17	6.37	6.07	7.23	6.57	6.50	6.50	6.33	6.77	6.42
Pastini.....	Kg	7.83	8.50	7.17	7.00	7.00	7.00	6.90	7.50	7.50	7.00	7.33	7.00	7.31
Macaroni (Local) Without Egg....	Kg	5.00	5.00	5.50	5.00	5.25	4.67	5.25	5.25	5.00	5.25	5.42	5.00	5.13
'Fafa' Flour.....	kg	7.17	7.00	7.00	6.17	7.00	6.83	7.30	7.00	7.00	7.50	7.00	7.00	7.00
'Dube' Flour.....	kg	4.75	4.92	4.92	4.83	5.00	4.63	4.93	4.67	4.83	4.83	4.67	4.63	4.80
BREAD AND OTHER PREPARED FOODS														
'Enjera' ('Teff' Mixed).....	325gm	-	.47	-	.54	-	.85	.58	-	.55	.80	.48	.31	.57
'Dabo' (Traditional Ambasha)..	350gm	-	.60	-	-	-	-	.83	-	-	.71	.76	-	.73
'Dabo' (Traditional Sheleto)..	350gm	-	.60	-	.53	.44	.73	.75	-	.76	-	.28	.32	.57

Table 1 Group 10 :- (Cont'd) Average Retail Price of Goods and Services by Region and Selected Market Places

May
Ginbot 2002
1994

R E G I O N A N D M A R K E T P L A C E S														
ITEM	UNIT	A D D I S A B A B A											ADDIS ABABA AVERAGE	
		Merkato	Kera	Zenebe work	Gergi	Sarise	Kotebe	Ferensay	Shola (yeka)	Asko	Addisu- Gebeya	Efoyita Gebeya		Akaki
P R I C E I N B I R R														
Bread Wheat (Bakery).....	350gm	1.04	1.25	1.48	1.26	1.20	1.08	1.14	1.67	1.13	1.47	1.35	.87	1.25
Biscuits	150gm	2.49	2.73	1.20	1.50	1.70	2.54	1.67	1.80	-	2.73	2.42	2.73	2.16
MEAT														
Beef	Kg	14.00	14.00	12.67	16.00	12.00	9.67	12.00	16.00	15.00	12.67	13.67	12.67	13.36
Camel Meat	Kg	-	-	-	-	-	-	-	-	-	-	-	-	-
FISH AND FISH PRODUCTS														
Fish Fresh.....	Kg	5.00	4.50	4.50	-	5.00	-	5.00	5.00	5.00	4.33	-	6.50	4.85
Sardines (Imported).....	125gm	6.00	6.67	6.00	5.67	7.09	-	7.93	6.89	7.08	8.17	5.67	-	6.71
DIARY PRODUCTS AND EGG														
Cow Milk (Unpasteurized).....	Lt	2.66	2.40	2.33	-	3.00	3.00	2.50	2.50	3.00	2.50	3.00	1.63	2.60
Cow Milk (pasteurized).....	Lt	4.20	3.00	3.83	3.07	4.50	3.80	4.33	3.33	4.20	3.57	4.43	-	3.84
Camel Milk.....	Lt	-	-	-	3.20	-	-	-	-	-	-	-	-	3.20
Goat Milk.....	Lt	-	-	-	-	-	-	-	-	-	-	-	-	-
Powdered Milk (Edget).....	450gm	27.38	25.67	25.88	-	-	-	22.50	28.50	27.66	27.94	26.44	-	26.50
Yoghurt (Traditional).....	Lt	3.00	2.50	3.83	3.00	3.00	3.00	2.50	2.83	3.00	2.50	3.00	4.00	2.99
Cheese Cottage.....	Kg	7.33	8.00	8.31	9.29	9.74	6.76	7.53	5.71	3.13	6.67	6.81	5.25	7.10
Egg (Traditional).....	Dozen	4.00	4.80	4.00	4.80	4.00	4.00	4.80	4.00	4.00	4.00	4.00	4.80	4.27
OILS AND FATS														
Butter Unrefined.....	Kg	25.67	24.67	25.33	23.33	24.00	24.67	24.33	24.67	21.00	23.67	22.67	23.67	24.06
Cooking Oil (Imported).....	Lt	11.00	11.58	13.33	10.83	11.00	10.83	10.83	10.33	11.00	11.33	9.67	9.17	10.91
Cooking Oil (Local).....	Lt	8.00	8.17	-	8.00	8.00	7.83	8.33	8.00	8.00	7.75	7.92	8.00	8.00

Table 1 Group 10 ::(Cont'd) Average Retail Price of Goods and Services by Region and Selected Market Places

May
Ginbot 2002
1994

ITEM	UNIT	R E G I O N A N D M A R K E T P L A C E S												ADDIS ABABA AVERAGE
		A D D I S A B A B A												
		Merkato	Kera	Zenebe work	Gergi	Sarise	Kotebe	Ferensay	Shola (yeka)	Asko	Addisu- Gebeya	Efoyita Gebeya	Akaki	
P R I C E I N B I R R														
VEGETABLES AND FRUITS														
VEGETABLES (FRESH)														
Ethiopian Kale.....	Kg	1.30	1.00	1.68	1.53	1.06	2.05	1.48	1.88	1.26	1.42	1.20	.60	1.38
Cabbage.....	Kg	.91	1.01	.86	1.05	.99	2.11	1.00	1.16	1.23	.96	.81	.94	1.09
Lettuce.....	Kg	2.42	1.58	.87	2.49	1.35	-	3.05	1.99	2.74	2.26	1.68	1.63	2.01
Spinach.....	Kg	.75	1.06	.53	1.33	.42	2.24	1.05	1.33	1.21	1.15	.47	1.17	1.06
Carrot.....	Kg	2.55	1.47	1.89	2.66	2.08	3.76	2.21	2.05	2.40	2.02	2.48	1.99	2.30
Tomatoes.....	Kg	1.72	1.25	1.25	2.03	1.18	2.06	1.34	1.37	2.15	1.66	1.25	1.18	1.54
Onions.....	Kg	2.89	1.63	1.94	2.95	2.24	1.92	1.74	1.95	2.50	1.65	1.69	1.82	2.08
Garlics.....	Kg	13.13	-	7.01	7.17	9.83	12.04	11.57	11.80	5.19	6.51	6.61	10.37	9.20
Leaks.....	Kg	1.54	-	-	-	-	-	3.00	2.29	1.93	2.47	1.18	-	2.04
Pepper Green.....	Kg	4.06	-	3.53	5.19	6.15	4.45	5.46	4.57	4.45	3.86	5.98	3.97	4.70
Pumpkin.....	Kg	-	-	-	-	-	.90	-	-	1.42	.63	-	-	1.11
Green Peas.....	Kg	3.34	2.20	2.71	1.71	2.05	-	4.33	3.45	4.63	2.78	1.86	1.77	2.80
Beet Root.....	Kg	2.88	1.09	1.75	1.57	1.52	1.99	1.35	1.54	1.49	1.22	1.57	1.23	1.60
Cauliflower.....	Kg	3.54	-	-	-	3.01	-	-	-	-	-	2.05	-	2.83
FRUITS FRESH														
Banana.....	Kg	2.50	2.50	2.50	2.50	2.50	2.50	2.50	2.33	2.50	2.33	2.50	2.00	2.43
Orange.....	Kg	3.50	2.50	3.00	2.09	3.17	3.42	3.50	3.00	3.50	3.17	3.50	2.50	3.07
Lemon.....	Kg	2.67	5.11	4.00	4.00	4.00	4.33	4.00	3.25	2.75	2.00	3.36	4.25	3.63
Tangerine.....	Kg	-	-	2.50	-	3.00	-	-	-	-	-	3.50	-	3.20
Papaya.....	Kg	2.50	2.50	2.50	3.00	3.00	3.50	3.27	2.67	3.00	2.42	3.00	3.00	2.86
Grapes.....	Kg	-	-	-	-	-	-	-	-	-	-	-	-	-
Avocado.....	Kg	3.00	3.67	3.00	3.00	2.50	3.00	2.83	3.67	3.50	2.83	3.00	2.75	3.07
Mango.....	Kg	3.00	3.00	3.33	3.00	3.00	2.50	3.00	3.17	3.33	2.83	3.00	2.50	2.97
Cactus.....	Kg	-	-	-	-	-	-	-	-	-	-	-	-	-

Table 1 Group 10 :- (Cont'd) Average Retail Price of Goods and Services by Region and Selected Market Places

 May 2002
 Ginbot 1994

ITEM	UNIT	R E G I O N A N D M A R K E T P L A C E S												ADDIS ABABA AVERAGE
		A D D I S A B A B A												
		Merkato	Kera	Zenebe work	Gergi	Sarise	Kotebe	Ferensay	Shola (yeka)	Asko	Addisu- Gebeya	Efoyita Gebeya	Akaki	
P R I C E I N B I R R														
SPICES														
Pepper Whole.....	Kg	7.90	10.61	6.48	10.49	6.00	5.67	6.33	7.46	28.87	5.74	5.67	7.04	9.04
Black Pepper(Local).....	Kg	-	-	42.22	35.00	20.00	-	-	-	-	-	-	-	34.86
Long Pepper(Local).....	Kg	12.00	36.11	15.88	14.50	15.00	-	-	22.50	-	-	-	22.50	20.37
White Cumin(Bishop's Weed)Local..	Kg	10.44	-	8.58	13.69	10.07	6.69	5.33	10.37	12.26	11.20	6.53	8.28	9.40
Black Cumin(Local).....	Kg	8.62	-	8.58	11.11	9.70	6.83	7.00	10.74	12.26	9.14	6.95	7.38	8.94
Ginger Dry(Local).....	Kg	9.81	-	7.32	-	4.67	-	-	-	-	1.94	15.28	2.71	7.25
Ginger Wet(Local).....	Kg	1.64	2.03	1.40	1.79	1.82	2.66	2.18	1.41	1.78	1.39	1.67	1.46	1.77
Cloves(Imported).....	Kg	110.00	83.33	-	96.00	118.33	100.00	200.00	55.56	-	66.67	200.00	95.00	109.61
Cinnamon(Imported).....	Kg	22.00	-	32.48	28.00	27.33	-	-	38.89	-	-	-	21.50	28.87
Cardamon(Local).....	Kg	38.89	100.00	28.57	-	61.67	50.00	43.33	66.67	40.00	40.00	48.57	38.89	50.60
Tumeric Flour(Local).....	Kg	3.17	5.17	4.67	6.00	4.00	6.94	4.67	4.67	4.17	4.75	10.74	4.67	5.32
Chillies Whole.....	Kg	10.74	16.99	7.54	7.00	12.86	6.83	6.67	11.20	8.89	7.00	5.00	6.56	9.05
Basil Dry.....	Kg	9.33	-	12.00	9.44	14.17	9.39	9.67	15.88	11.67	10.00	10.00	14.49	11.44
POTATOES, OTHER TUBERS AND STEMS														
Potato.....	Kg	.96	.98	1.05	1.14	.82	1.05	1.04	.86	.77	.70	.73	.80	.91
Sweet Potato.....	Kg	.50	.93	.71	.60	-	.45	.64	.61	.63	.74	.46	.82	.64
'Kocho' (Unprocessed).....	Kg	2.90	3.25	1.90	-	3.05	-	-	-	1.93	-	.99	.98	2.14
'Bula'.....	Kg	5.00	3.76	2.92	-	5.00	-	5.00	5.00	2.74	5.00	3.13	6.00	4.28
COFFEE, TEA, CHAT AND BUCK-THORN LEAVES														
Tea Leaves(Local).....	100gm	2.00	1.93	2.00	1.93	1.90	1.77	1.90	1.90	2.00	2.00	1.97	2.03	1.94
Coffee Whole.....	Kg	-	-	-	15.38	-	-	20.00	-	28.97	-	9.81	27.78	21.25
Coffee Beans.....	Kg	6.67	8.67	8.67	6.17	6.50	6.50	7.00	7.17	6.50	11.67	6.00	6.00	7.29
Coffee Leaves.....	Kg	-	-	-	-	-	-	-	-	-	-	-	-	-
Buck Thorn Leaves.....	Kg	3.45	4.94	4.63	3.63	6.94	3.45	3.15	2.81	3.75	2.86	3.30	3.98	3.91

Table 1 Group 10 :-(Cont'd) Average Retail Price of Goods and Services by Region and Selected Market Places

May
Ginbot 2002
1994

ITEM	UNIT	R E G I O N A N D M A R K E T P L A C E S												ADDIS ABABA AVERAGE
		A D D I S A B A B A												
		Merkato	Kera	Zenebe work	Gergi	Sarise	Kotebe	Ferensay	Shola (yeka)	Asko	Addisu- Gebeya	Efoyita Gebeya	Akaki	
P R I C E I N B I R R														
'Chat'.....	Kg	11.19	10.71	16.95	17.14	-	12.67	23.18	16.15	33.85	6.91	22.57	-	17.51
Malt-Barley.....	Kg	2.35	5.90	1.94	3.90	3.99	3.67	2.64	3.45	2.21	3.23	2.09	2.51	3.17
Malt-Wheat.....	Kg	2.09	5.01	1.76	3.61	2.92	3.06	2.26	2.68	2.18	2.18	1.76	1.92	2.62
OTHER FOOD ITEMS														
Salt.....	Kg	1.25	1.30	1.10	1.07	1.25	1.10	1.18	1.20	1.25	1.50	1.25	1.20	1.22
Sugar.....	Kg	4.50	4.37	4.50	4.37	4.40	4.35	4.47	4.50	4.50	4.40	4.43	4.50	4.44
Honey.....	Kg	15.00	15.67	16.00	17.50	15.00	15.67	13.67	14.00	15.67	16.67	14.33	-	15.31
Canned Tomato (Local).....	410gm	6.00	8.79	6.00	6.42	6.08	6.00	6.25	6.25	12.33	6.08	6.25	6.08	6.88
FOOD TAKEN AWAY FROM HOME														
Cup of Tea.....	No	.60	.50	.67	.50	.55	.50	.47	.67	.50	.50	.50	.43	.53
Cup of Coffee.....	No	1.08	1.00	1.08	1.00	1.00	1.00	.93	1.00	.93	1.00	1.00	.93	1.00
Cup of Milk.....	No	1.17	1.00	1.10	1.00	1.08	1.00	.93	1.00	.92	1.00	1.00	.93	1.01
'Key Wot Yebere'.....	One Meal	-	5.00	-	-	5.00	-	6.00	4.00	4.50	-	-	-	4.88
'Key Wot Yebeg/Yefyel'.....	One Meal	8.00	6.33	7.50	6.00	6.67	5.67	5.17	7.00	5.00	5.50	6.00	5.00	6.19
COST OF MILLING														
Cereals.....	100Kg	10.00	9.33	9.67	10.00	7.67	8.67	9.33	7.33	10.00	8.00	7.67	7.67	8.78
Pulses.....	100Kg	10.00	13.33	9.67	10.00	-	8.67	10.00	10.00	10.00	10.00	10.00	10.00	10.16
Pepper Whole.....	100Kg	70.00	85.00	95.00	75.00	91.67	46.67	78.33	55.00	80.00	61.67	58.33	125.00	76.97
BEVERAGES - NON ALCOHOLIC														
Ambo Mineral Water.....	500cc	1.25	1.25	1.33	1.50	1.33	1.42	1.33	1.75	1.50	1.42	1.33	1.25	1.39
Bure Mineral Water.....	500cc	1.25	-	1.25	-	-	-	-	-	-	-	1.17	1.25	1.22
Coca Cola/Fanta.....	300cc	1.50	1.50	1.50	1.50	1.50	1.50	1.58	2.00	1.50	1.67	1.50	1.50	1.56

Table 1 Group 10 :- (Cont'd) Average Retail Price of Goods and Services by Region and Selected Market Places

May 2002
Ginbot 1994

ITEM	UNIT	R E G I O N A N D M A R K E T P L A C E S												ADDIS ABABA AVERAGE
		A D D I S A B A B A												
		Merkato	Kera	Zenebe work	Gergi	Sarise	Kotebe	Ferensay	Shola (yeka)	Asko	Addisu- Gebeya	Efoyita Gebeya	Akaki	
P R I C E I N B I R R														
Pepsi Cola/Mirinda.....	300cc	1.50	1.50	1.50	1.50	1.50	1.50	1.58	2.00	1.50	1.67	1.50	1.50	1.56
BEVERAGES - ALCOHOLIC														
Araki (Local).....	900cc	16.52	18.67	18.87	18.67	17.19	18.00	17.83	19.67	19.67	16.85	16.69	18.20	18.07
Cognac (Local).....	900cc	16.52	17.00	17.86	-	16.67	18.00	17.75	18.33	-	16.85	16.69	17.33	17.32
Brandy (Local).....	900cc	16.52	16.75	17.86	-	16.67	17.33	17.75	18.67	-	17.19	16.18	17.33	17.25
Gin (Local).....	900cc	16.52	16.50	17.86	18.67	16.67	17.67	17.83	19.33	19.67	17.02	16.69	17.67	17.71
Saris Wine (Normal).....	750cc	9.67	4.83	5.00	10.67	4.67	5.00	4.97	5.83	6.00	7.83	5.00	5.00	6.21
'Katikalla'.....	Lt	7.78	7.78	6.00	5.83	6.85	5.33	6.50	6.67	6.67	7.33	6.55	6.50	6.65
Beer (Bedele).....	330cc	2.83	2.92	3.00	3.00	3.00	3.00	3.03	3.00	3.00	3.00	3.00	3.00	2.98
Beer (Harar).....	330cc	2.83	2.83	3.00	-	3.00	3.00	3.25	3.00	3.00	3.00	3.00	3.00	2.98
Beer (Meta Abo).....	330cc	2.83	2.92	3.00	3.00	3.00	3.00	3.00	3.00	3.00	3.00	3.00	3.00	2.97
'Tella'.....	Lt	.72	.75	.67	.82	1.13	1.07	.87	.96	.74	.76	.92	.52	.81
'Tej' (Mead).....	Lt	1.85	1.85	1.85	3.09	4.45	1.85	1.85	3.70	2.47	1.85	1.85	1.85	2.38
CIGARETTES AND TOBACCO														
CIGARETTES														
Nyala.....	Packet	4.00	4.00	4.00	4.00	4.00	4.00	4.00	4.00	4.00	4.00	4.00	3.33	3.94
Gissila.....	Packet	-	1.50	-	1.33	-	-	-	-	1.50	2.00	1.00	1.00	1.35
Rothmans.....	Packet	8.00	7.67	8.00	8.00	8.00	7.33	8.00	10.00	8.00	9.33	9.33	-	8.33
TOBACCO														
'Gaya'.....	Kg	-	-	-	-	14.29	-	-	-	-	-	-	6.20	8.90
CLOTHING AND FOOT WEAR														

Table 1 Group 10 --(Cont'd) Average Retail Price of Goods and Services by Region and Selected Market Places

May
Ginbot 2002
1994

		R E G I O N A N D M A R K E T P L A C E S												
ITEM	UNIT	A D D I S A B A B A											ADDIS ABABA AVERAGE	
		Merkato	Kera	Zenebe work	Gergi	Sarise	Kotebe	Ferensay	Shola (yeka)	Asko	Addisu- Gebeya	Efoyita Gebeya		Akaki
		P R I C E I N B I R R												
CLOTHING														
Abujudid(Akaki/Bahir Dar)91cm.	Meter	-	3.17	-	-	-	-	-	-	-	-	-	3.50	3.25
Abujudid(Komb./Arba Min.)150cm	Meter	5.83	4.50	5.00	-	5.42	-	5.33	5.00	-	5.50	5.00	5.08	5.19
Khaki(S-10,000 Twil)110cm.....	Meter	12.33	-	-	-	-	-	-	-	-	-	10.67	-	11.50
Khaki(Akaki)91cm.....	Meter	-	-	-	-	-	-	-	-	-	-	-	-	13.90
Wool-England 100%.....	Meter	162.22	-	-	-	-	-	13.90	-	-	-	-	-	162.22
Tetron(Arba Minch).....	Meter	16.67	-	-	-	-	-	-	-	-	-	-	-	14.08
Poplin(Dire Dawa)105cm.....	Meter	-	8.83	6.50	-	-	-	-	-	-	-	11.50	-	7.17
Poplin(Komb./Arba Minch)150cm.	Meter	10.67	10.50	10.00	-	10.33	-	-	-	-	-	6.00	7.33	10.17
Nylon(Mojo).....	Meter	9.00	-	-	-	9.00	-	-	9.00	10.33	-	10.00	10.00	9.04
Polyster(Arba Minch/Awasa)....	Meter	-	-	-	-	-	-	-	-	-	8.50	8.50	10.00	19.30
Jersi.....	Meter	-	-	24.00	-	-	-	-	-	19.30	-	-	-	16.20
Cotton.....	Kg	5.00	4.83	5.00	5.00	-	-	-	-	-	-	11.00	-	5.17
Hisufi	Meter	15.33	-	-	-	-	-	-	-	-	-	-	16.33	15.83
Kefay	Meter	38.33	-	36.67	-	33.33	-	87.67	30.00	-	23.33	20.33	-	39.42
COST OF TAILORING														
Woolen Suit (Men).....	No	293.33	260.00	-	350.00	300.00	300.00	-	233.33	-	306.67	283.33	-	284.00
Khaki Suit (Men).....	No	53.33	56.67	35.00	60.00	50.00	-	27.50	43.33	-	-	66.67	22.50	48.81
Khaki Suit (Boys).....	No	35.00	41.67	24.00	33.33	-	-	-	35.00	-	-	46.67	-	37.79
Tateron Suit (Men)	No	53.33	76.67	35.00	60.00	175.00	-	25.00	-	-	33.33	283.33	20.00	90.00
Tateron Suit (Boys)	No	35.00	59.33	25.00	33.33	35.00	-	20.00	50.00	-	16.00	-	12.00	33.71
READY-MADE / FOR ADULTS														
'Netela'.....	No	25.67	23.67	-	-	28.00	-	36.33	27.67	26.00	26.67	-	17.67	26.30
'Gabi'.....	No	78.33	55.00	56.67	-	48.33	-	61.67	61.67	65.00	58.33	-	47.67	59.19

Table 1 Group 10 :-(Cont'd) Average Retail Price of Goods and Services by Region and Selected Market Places

May 2002
Ginbot 1994

		R E G I O N A N D M A R K E T P L A C E S													
		A D D I S A B A B A											ADDIS ABABA		
ITEM	UNIT	Merkato	Kera	Zenebe work	Gergi	Sarise	Kotebe	Ferensay	Shola (yeka)	Asko	Addisu- Gebeya	Efoyita Gebeya	Akaki	AVERAGE	
		P R I C E I N B I R R													
Shirts Long Sleeved (Local).....	No	-	42.33	49.00	-	37.20	-	-	41.60	-	-	-	41.40	42.82	
Shirts Short Sleeved (Local).....	No	-	33.67	-	-	-	-	-	46.67	-	-	-	-	40.17	
Shirts Long Sleeved (Imported)...	No	56.67	61.00	44.00	23.33	40.00	-	38.57	44.75	-	61.67	20.00	37.50	42.86	
Shirts Short Sleeved (Imported)..	No	51.67	49.33	35.00	-	53.33	-	42.00	62.50	-	73.33	36.67	-	50.71	
Socks (Cotton) Imported.....	Pair	12.67	10.67	5.00	-	7.00	3.00	5.97	18.00	4.83	11.33	5.00	-	7.66	
Sweater (Local) Men.....	No	66.67	36.33	26.33	-	-	-	55.00	72.00	45.00	-	27.67	-	44.29	
Sweater (Local) Women.....	No	61.67	28.33	-	-	-	-	37.33	66.00	45.00	-	27.67	-	41.14	
Shash (Imported).....	No	16.00	9.33	7.00	-	8.67	6.67	10.00	8.00	9.00	11.00	9.00	7.67	9.30	
Singlets (Local) White.....	No	12.00	9.67	11.33	-	14.13	9.33	11.48	12.13	-	-	10.00	9.67	11.04	
Jeans Trouser.....	No	93.33	101.67	68.33	66.67	70.00	-	69.00	65.00	-	113.33	58.33	-	78.41	
Woolen Suit.....	No	1466.67	-	-	-	-	-	-	-	-	-	-	-	1466.67	
'Kemisna Netela'.....	No	156.67	223.33	-	-	133.33	-	133.33	124.33	-	120.00	120.00	78.33	136.17	
Sweater-Men (Imported).....	No	103.33	-	68.33	-	-	-	-	183.33	-	120.00	76.67	-	110.33	
Sweater-Women (Imported).....	No	93.33	-	33.33	-	30.00	-	33.33	183.33	35.00	105.00	29.33	31.00	62.15	
Nylon Dress.....	No	-	-	-	-	-	-	-	-	-	-	26.50	-	26.50	
Tetron Trouser.....	No	-	-	-	-	-	-	-	-	-	-	-	-	-	
Leather Jacket.....	No	493.33	-	-	-	550.00	-	-	676.67	-	573.33	750.00	-	593.64	
Under Wear China.....	No	11.00	13.33	10.00	-	12.00	11.67	11.73	11.90	12.00	14.67	13.67	11.67	12.15	
Deriya	NO	13.89	10.56	11.67	-	-	12.50	10.00	11.56	-	-	12.50	-	11.74	
Polyester Suit.....	No	-	-	-	-	-	-	-	-	-	-	-	-	-	
Khaki Short	No	-	-	-	-	-	-	-	-	-	-	-	-	-	
T-Shirts	No	43.33	20.67	25.67	28.33	26.00	-	28.57	27.18	11.00	-	14.20	28.00	24.64	
Jogging Suit(sport tuta)	No	153.33	98.33	68.33	-	65.00	-	91.67	88.33	65.00	156.67	61.67	70.00	91.83	
Khaki Jacket	No	103.33	143.33	148.33	-	-	-	91.67	138.00	-	140.00	81.67	95.00	115.64	
Geldem	No	35.00	34.00	18.00	-	-	13.50	-	24.00	-	-	14.33	13.67	22.42	

Table 1 Group 10 :- (Cont'd) Average Retail Price of Goods and Services by Region and Selected Market Places

May 2002
Ginbot 1994

ITEM	UNIT	R E G I O N A N D M A R K E T P L A C E S											ADDIS ABABA AVERAGE
		A D D I S A B A B A											
		Merkato	Kera	Zenebe work	Gergi	Sarise	Kotebe	Ferensay	Shola (yeka)	Asko	Addisu- Gebeya	Efoylta Gebeya	
P R I C E I N B I R R													
READY-MADE / FOR CHILDREN													
Sweater (Local) for Boys..... No	26.67	21.67	17.67	-	36.00	-	30.83	39.55	35.00	-	15.67	19.00	25.03
Socks (Imported) Cotton..... Pair	9.67	8.33	3.00	-	3.77	3.75	3.53	9.00	3.50	6.67	3.33	-	5.39
Jeans Trouser..... No	78.33	61.67	-	-	-	-	-	65.00	65.00	71.67	51.67	-	65.63
Shirt Long Sleeved(Imported)Boys. No	35.00	-	24.67	-	21.33	-	15.85	22.67	-	32.67	15.00	-	24.29
Sweater (England) for Girls..... No	-	-	-	-	-	-	-	-	-	65.00	-	-	65.00
Short for Boys..... No	-	5.67	-	-	-	-	-	-	-	-	-	-	-
Kemise(for children) No	-	33.33	36.67	16.67	36.67	-	-	10.80	-	-	5.00	5.17	6.28
													30.83
FOOTWEAR (MEN AND WOMEN)													
Anbessa Leather Shoes Men(Local)Pair	140.00	82.00	70.00	-	118.33	-	67.60	69.18	83.50	143.33	110.00	50.40	95.17
Leather Shoes Men (Croft)..... Pair	266.67	-	138.33	133.33	110.00	-	80.00	115.00	-	230.00	120.00	93.33	144.80
Walking Shoes(imp.) Non-Leather Pair	-	-	73.33	55.00	66.67	-	76.67	73.33	-	-	68.33	-	68.89
Canvas Shoes (Local) Men..... Pair	21.33	-	22.33	-	20.45	-	22.67	21.33	-	-	15.67	-	20.65
Canvas Shoes (China) Men..... Pair	24.33	19.00	23.00	-	22.00	-	23.33	18.33	24.67	21.33	22.67	24.67	22.33
Plastic Shoes (Local) Women.... Pair	9.00	7.17	8.00	7.17	8.00	8.00	7.17	8.00	8.00	8.83	8.00	7.50	7.90
Slippers Sponge Adult (China).. Pair	7.67	6.00	6.00	6.00	7.33	6.67	8.00	8.00	6.00	9.00	7.00	6.00	6.91
Boots for Men Plastic (Local).. Pair	39.33	-	-	-	39.00	-	-	50.33	-	45.00	47.33	-	45.00
Sendel Plastic Shoes (Imp.).... Pair	13.00	14.00	10.00	-	11.33	-	11.67	11.67	-	12.67	12.00	9.00	11.92
Cost of Mending Shoes sole(Men).Pair	25.00	20.00	25.00	33.33	-	21.67	22.67	26.67	26.67	28.33	35.67	21.33	26.03

Table 1 Group 10 :- (Cont'd) Average Retail Price of Goods and Services by Region and Selected Market Places

May 2002
Ginbot 1994

ITEM	UNIT	R E G I O N A N D M A R K E T P L A C E S												ADDIS ABABA AVERAGE
		A D D I S A B A B A												
		Merkato	Kera	Zenebe work	Gergi	Sarise	Kotebe	Ferensay	Shola (yeka)	Asko	Addisu- Gebeya	Efoyita Gebeya	Akaki	
P R I C E I N B I R R														
CONSTRUCTION MATERIALS, WATER, AND FUEL AND POWER														
CONSTRUCTION MATERIALS														
Cement/Bag/(Local).....	50Kg	29.33	29.00	31.33	34.00	30.50	31.00	30.00	33.00	29.33	30.00	29.00	29.58	30.41
Lime.....	Kg	-	-	-	1.21	-	-	-	-	-	-	-	.60	.91
Nail (7cm - 12cm).....	Kg	7.00	8.33	7.67	7.25	6.67	7.67	7.67	8.00	7.33	7.83	8.00	7.33	7.56
Nail With Cape.....	Kg	9.33	10.67	9.67	9.83	9.83	9.67	9.17	10.00	9.33	10.00	10.00	10.00	9.79
Corrugated Iron Sheet (.2mm).....	No	31.50	24.17	35.00	43.00	31.25	24.50	-	38.50	23.17	32.00	25.33	31.50	30.22
Wood for House Construction('Atana')..	No	3.33	3.33	-	3.33	3.67	6.50	4.67	3.67	3.67	3.17	3.00	4.50	3.89
Wall Paints-Super (Fluid) Normal.....	4Kg	56.33	61.00	59.67	58.33	56.33	60.00	57.33	60.00	55.67	57.33	57.00	59.33	58.19
Wall Paints-Super (Fluid) Plastic.....	4Kg	87.67	93.33	89.67	89.33	89.33	90.00	-	90.00	87.00	87.67	87.00	89.00	89.09
Coarse Aggregate Gravel.....	Meter Cube	177.87	172.99	214.19	284.42	140.59	204.02	208.37	174.98	165.54	218.04	195.65	156.46	195.14
Hollow Concrete Block(20x20x40 cm Cube)No		1.90	2.00	1.90	1.97	2.05	-	2.23	2.35	2.07	1.90	1.75	1.88	1.99
Bricks (25cm x 12cm x 6cm).....	No	.88	-	-	-	1.00	1.00	-	-	.85	.97	.88	-	.92
Floor Board 4m Length.....	No	35.67	35.00	-	-	70.00	43.33	-	-	28.33	40.00	92.67	-	50.00
Iron Pipe 6mt. (1/2 inch Wide) Local..	No	72.00	56.50	63.50	63.00	61.67	-	-	64.67	63.33	64.67	-	62.17	63.78
Chipwood (125cm x 250cm x 8mm).....	No	-	-	-	-	80.00	-	-	-	-	-	80.00	-	80.00
Sand.....	Meter Cube	142.98	120.51	143.24	242.22	106.57	170.07	160.74	115.81	113.38	137.73	118.88	200.30	145.57
Gutter N# 32.....	Meter	-	-	12.00	14.67	14.00	14.17	-	14.00	14.00	10.33	14.00	15.00	13.38
Window Glass (50cm x 50cm x 3mm).....	No	12.50	16.00	-	-	12.17	15.33	-	12.50	-	11.67	20.00	-	14.32
Water Tanker (1meter cube).....	No	-	-	775.00	-	-	-	-	750.00	-	-	983.33	-	875.00
Stone for House Construction..	Meter Cube	-	-	-	15.00	25.71	-	-	-	-	-	42.86	-	27.00
Mega Paints.....	4Kg	56.33	41.67	-	57.50	59.00	-	58.00	58.00	56.00	57.33	57.33	-	55.30
Tseday Paints.....	4Kg	-	48.00	-	-	58.50	-	-	-	-	57.50	-	-	54.31
"Yewellet Nitaf"(Tile).....	No	1.20	-	-	-	2.06	-	-	-	-	-	1.40	-	1.68
WATER														
Water.....	Meter Cube	3.50	3.50	3.50	3.50	4.33	10.00	4.17	3.50	4.17	4.17	5.00	3.50	4.37

Table 1 Group 10 :- (Cont'd) Average Retail Price of Goods and Services by Region and Selected Market Places

May 2002
Ginbot 1994

ITEM	UNIT	R E G I O N A N D M A R K E T P L A C E S												ADDIS ABABA AVERAGE
		A D D I S A B A B A												
		Merkato	Kera	Zenebe work	Gergi	Sarise	Kotebe	Ferensay	Shola (yeka)	Asko	Addisu- Gebeya	Efoyita Gebeya	Akaki	
P R I C E I N B I R R														
FUEL AND POWER														
Fire Wood.....	Meter Cube	102.65	38.60	99.49	32.25	200.99	266.38	123.44	62.02	148.03	138.18	100.97	80.45	118.52
Charcoal.....	Kg	1.01	1.48	1.19	2.63	1.49	3.39	1.48	1.94	1.72	1.76	1.22	1.01	1.69
Dung Cake.....	Kg	-	.83	.58	.29	-	.94	.27	.35	.37	.31	.42	.24	.47
Kerosine.....	Lt	2.00	2.00	2.00	2.00	2.00	2.00	2.00	2.00	2.00	2.00	2.00	2.00	2.00
Diesel.....	Lt	2.62	2.62	2.62	2.62	2.62	2.62	2.62	2.65	2.62	2.62	2.62	2.62	2.62
Electric.....	K.Watt	.40	.40	.40	.40	.40	.40	.40	.40	.40	.40	.40	.40	.40
Matches.....	Box	.20	.20	.15	.20	.20	.20	.20	.20	.20	.20	.20	.20	.20
Candles.....	No	.75	.75	1.00	.75	.70	.75	.75	.75	.75	.75	.83	.75	.77
Buthane Gas (Shell).....	12.5 Kg	-	-	-	170.00	110.92	125.00	-	-	-	-	120.33	-	123.75
Eveready Drycell.....	No	1.75	1.50	1.75	1.92	1.92	1.79	1.83	2.00	1.88	1.75	1.88	1.83	1.82
FURNITURE, FURNISHING, HOUSEHOLD EQUIPMENT AND OPERATION														
CHAIRS, TABLES, ETC.														
Table Wanza (Machine made) Varnished..	No	186.67	-	616.67	350.00	699.59	250.00	-	443.33	-	326.67	406.67	136.67	391.62
Table Wanza (Hand made) Not Varnished.	No	83.33	-	-	-	-	-	266.67	-	-	-	-	-	175.00
Chairs Wanza (Machine Made) Varnished.	No	65.00	55.67	90.00	67.50	115.90	90.00	311.64	123.33	66.67	68.33	66.67	48.33	98.78
Chairs Wanza (Hand Made) Varnished....	No	33.67	27.67	-	-	-	-	-	-	-	-	-	35.00	32.11
Cupboard Wanza (2 doors) Varnished....	No	1033.33	633.33	950.00	750.00	1199.77	900.00	1132.32	1266.67	1133.33	1265.00	950.00	683.33	996.13
Double Bed Wanza (120cm) Varnished....	No	566.67	216.67	783.33	425.00	735.80	450.00	659.24	675.00	423.33	800.00	600.00	350.00	567.58
Sofas (Complete).....	No	2866.67	1666.67	4666.67	1050.00	5910.31	2500.00	3057.35	2816.67	1766.67	2783.33	3333.33	1466.67	2802.90
Book Shelves Wanza (3 Shelves) no Door	No	341.67	-	416.67	240.00	452.02	350.00	-	628.33	-	516.67	500.00	-	447.43
Chest of Drawer	No	683.33	-	683.33	375.00	697.74	450.00	650.00	643.33	383.33	493.33	523.33	-	570.12
FURNISHINGS & REPAIRS														
Bed Sheet (Non-Patterned Bahir Dar)														
1.90m x 2.50m.....	Pair	45.33	41.67	48.33	-	50.30	-	-	51.88	-	-	40.00	55.20	46.44

Table 1 Group 10 :- (Cont'd) Average Retail Price of Goods and Services by Region and Selected Market Places

 May 2002
 Ginbot 1994

ITEM	UNIT	R E G I O N A N D M A R K E T P L A C E S											ADDIS ABABA AVERAGE	
		A D D I S A B A B A												
		Merkato	Kera	Zenebe work	Gergi	Sarise	Kotebe	Ferensay	Shola (yeka)	Asko	Addisu- Gebeya	Efoyita Gebeya		Akaki
P R I C E I N B I R R														
Bed Sheet(Patterned Kombolcha) 1.90m x 2.50m.....	Pair	84.33	-	68.33	-	84.25	-	89.75	89.73	80.85	89.75	61.67	84.98	79.76
Bed Cover(Patterned Kombolcha).....	No	-	80.67	-	-	69.00	-	-	69.20	-	-	89.33	67.80	79.56
Blanket Woolen(Debre B.)160cm x 220cm. No		77.00	71.67	-	-	80.27	-	83.80	83.83	-	83.85	77.67	81.17	79.12
Mattress-Sponge (A.A Foam) 120cm.....	No	326.67	367.00	349.65	-	390.00	-	390.90	391.20	-	390.90	-	390.90	367.43
Towel-Local (Kombolcha).....	No	-	11.33	15.00	-	14.38	-	14.73	14.15	-	14.00	11.67	14.40	13.46
EARTHEN WARE														
Water Pot.....	No	-	6.33	6.00	3.50	14.67	5.50	11.33	9.67	4.50	6.50	-	6.25	7.77
'Jebena' Medium Size.....	No	-	11.75	2.50	2.92	2.17	1.67	2.33	2.00	2.00	2.00	2.00	2.50	3.08
'Mitad' (Griddle of Clay).....	No	-	9.00	9.33	5.33	9.33	6.33	9.67	9.67	10.33	9.67	11.33	10.00	9.09
Local Stove '(Lakech).....	No	-	4.83	6.00	5.00	5.17	4.83	22.33	5.00	8.33	15.00	6.17	4.83	7.50
Cup for Coffee (China).....	No	-	1.08	1.00	1.17	1.28	1.10	1.28	1.25	1.00	1.25	1.20	1.17	1.16
Plate Clay (imported).....	No	-	3.50	4.00	4.00	3.67	3.00	3.92	5.83	3.50	3.83	3.67	3.00	3.81
STRAW, BAMBOO AND OTHERS														
'Sefed'.....	No	-	5.00	6.17	-	5.50	5.33	5.67	5.83	7.00	7.00	-	7.50	6.04
Sack 100Kg Capacity.....	No	-	2.83	-	-	-	-	-	-	-	-	-	5.00	3.38
METAL WARE														
Cooking Pan Medium (Local).....	No	-	29.33	35.67	25.67	36.67	38.67	28.33	24.33	22.67	24.33	36.33	34.48	30.59
Tray (Nickel) Medium N ^o 45 Local.....	No	-	-	-	-	-	-	-	-	-	15.75	15.00	-	15.30
Electric 'Mitad' Aluminium.....	No	-	-	350.00	-	400.00	-	-	-	-	-	-	-	-
Gas Stove (Kerosine) China.....	No	-	37.33	42.00	40.00	40.67	40.67	40.00	366.67	350.00	370.00	425.00	38.00	374.12
Refrigerator.....	No	-	-	2279.00	-	-	-	-	2751.33	-	3375.00	2000.00	-	2754.71

Table 1 Group 10 :- (Cont'd) Average Retail Price of Goods and Services by Region and Selected Market Places

May
Ginbot 2002
1994

ITEM	UNIT	R E G I O N A N D M A R K E T P L A C E S												ADDIS ABABA AVERAGE
		A D D I S A B A B A												
		Merkato	Kera	Zenebe work	Gergi	Sarise	Kotebe	Ferensay	Shola (yeka)	Asko	Addisu- Gebeya	Efoylta Gebeya	Akaki	
		P R I C E I N B I R R												
PLASTIC WARE (LOCAL MADE)														
Jerrycan (20 Litres).....	No	23.33	17.00	29.00	-	-	27.33	-	27.67	-	-	26.67	-	25.65
Bucket (20 Litres).....	No	16.00	15.17	16.00	16.33	16.00	15.00	-	16.00	15.67	16.00	16.50	15.33	15.82
GLASS WARE														
Glass for Tea (Duralax).....	No	2.92	2.83	2.00	3.00	2.92	2.92	-	3.00	3.00	3.00	2.75	2.82	2.83
OTHER HOUSEHOLD EQUIPMENT														
Kerosine Lamp.....	No	21.67	15.67	-	-	21.67	-	-	22.33	-	-	-	12.67	18.80
'Kuraz' Small Local Kerosine Lamp.....	No	2.00	1.50	1.00	-	1.00	.75	-	2.00	1.00	1.88	.83	1.08	1.30
Flash Light.....	No	7.00	4.83	6.00	-	6.67	6.50	-	6.17	5.83	6.83	6.67	6.50	6.30
Electric Bulb Philips(40/60 Watt).....	No	2.50	2.00	2.00	2.17	2.00	1.75	-	2.00	2.00	2.00	2.33	1.92	2.06
HOUSEHOLD OPERATION														
Hard Soap (Local).....	200gm	2.00	2.00	2.00	2.00	2.00	1.24	-	2.00	2.00	2.00	2.00	2.00	1.93
Hard Soap (Imported).....	200gm	2.09	2.20	2.12	2.04	2.00	-	-	2.35	1.88	1.97	2.17	2.03	2.08
Detergent (Omo).....	50gm	.63	-	1.25	-	1.17	.84	-	1.46	1.25	.61	-	1.00	1.03
Incense.....	Kg	20.67	20.00	6.33	6.58	19.33	6.00	-	20.33	8.00	9.50	10.67	14.50	13.19
Sandal Wood.....	No	.28	.20	.27	.23	.25	.22	-	.19	.30	.22	.32	.25	.25
Toilet Paper (Mamko).....	Roll	3.00	2.83	3.00	3.00	2.93	2.83	-	3.00	3.00	3.00	3.00	3.00	2.96
DRY CLEANING														
Dry Cleaning (Suit Men).....	No	15.33	12.67	16.00	16.00	15.00	14.00	-	15.67	12.50	14.67	15.33	14.50	14.77

Table 1 Group 10 :- (Cont'd) Average Retail Price of Goods and Services by Region and Selected Market Places

May 2002
Ginbot 1994

ITEM	UNIT	R E G I O N A N D M A R K E T P L A C E S											ADDIS ABABA AVERAGE	
		A D D I S A B A B A												
		Merkato	Kera	Zenebe work	Gergi	Sarise	Kotebe	Ferensay	Shola (yeka)	Asko	Addisu- Gebeya	Efoyita Gebeya		Akaki
P R I C E I N B I R R														
DOMESTIC SERVICE														
Maid Servant.....	Month	53.33	33.33	53.33	56.67	46.67	56.67	-	56.67	45.00	63.33	80.00	36.67	52.88
Unskilled Service (Daily Laborer)....	Day	7.00	5.67	7.00	7.00	7.67	5.67	-	7.00	6.00	7.00	6.67	6.00	6.61
Salary for Guard	Month	63.33	76.67	63.33	90.00	-	86.67	-	50.00	90.00	83.33	133.33	-	81.85
MEDICAL CARE														
Ampicillin(250 mg) Local.....	56 Caps	16.80	20.53	16.00	17.36	24.08	-	-	18.76	22.40	16.80	16.33	14.84	18.52
Dichlorophine(500 mg) Local.....	6 Pills	1.60	-	1.50	-	-	-	-	1.80	-	-	-	-	1.63
Tetracycline(250mg) Local.....	56 Caps	8.40	12.69	6.53	7.65	9.43	7.56	-	12.79	10.27	6.35	7.65	7.00	8.89
Penicillin Injection(4 Mu. Local). Bottle		3.90	4.50	3.75	3.65	4.00	3.70	-	4.50	4.33	3.75	3.92	3.25	4.00
Chloramphenicol(250mg) Local.....	56 Caps	11.67	11.39	-	10.83	12.41	-	-	13.53	14.00	10.64	12.13	11.20	12.04
Dipron(500mg) Local.....	20 Pills	2.00	-	2.00	1.38	-	-	-	1.83	-	-	-	-	1.80
Cough Syrup (Berantine) Local.....	125cc	7.43	-	7.83	8.20	7.67	7.60	-	7.58	-	-	-	-	7.70
Bactrim(480mg) Local.....	30 Pills	-	-	-	-	-	-	-	3.63	6.00	4.50	-	-	4.71
Vermox(100mg) Local.....	12 Pills	-	-	-	-	-	-	-	-	2.40	1.00	-	-	1.70
Mezel(250mg) Local.....	30 Caps	4.50	3.20	3.50	3.50	3.75	3.30	4.75	5.00	5.00	3.00	3.00	2.70	3.83
Asprin (300 mg) Local.....	20 Pills	2.00	1.83	2.00	1.00	1.43	1.30	1.67	1.70	2.00	1.27	1.52	1.25	1.62
OTHER MEDICAL EXPENSES														
Doctor's Fee (Government).....	per visit	5.00	1.00	5.00	-	-	-	2.50	3.75	5.00	5.00	5.00	1.00	3.38
Doctor's Fee (Private).....	per visit	8.33	15.00	10.00	10.00	8.33	5.00	10.00	15.00	6.67	8.33	11.67	4.67	9.26
Injection (Service Charge).....	Once	2.00	2.00	2.00	1.67	1.33	1.00	1.67	2.00	1.50	1.17	1.67	1.00	1.57
Laboratory Test Fee (Private).....	Once	5.00	6.00	4.67	4.00	3.67	3.33	4.00	5.33	4.33	4.33	4.00	3.33	4.29
Bed Charge (gov.).....	per day	2.20	-	-	-	-	-	2.30	2.75	8.50	8.00	3.00	-	3.98

Table 1 Group 10 :- (Cont'd) Average Retail Price of Goods and Services by Region and Selected Market Places

May 2002
Ginbot 1994

ITEM	UNIT	R E G I O N A N D M A R K E T P L A C E S												
		A D D I S A B A B A											ADDIS ABABA AVERAGE	
		Merkato	Kera Zenebe work	Gergi	Sarise	Kotebe	Ferensay	Shola (yeka)	Asko	Addisu- Gebeya	Efoyita Gebeya	Akaki		
P R I C E I N B I R R														
TRANSPORT AND COMMUNICATION														
TRANSPORT														
Benzene.....	Lt	4.30	4.30	4.30	4.30	4.30	4.30	4.30	4.30	4.30	4.30	4.30	4.30	4.30
Motor Oil (Mobil).....	Lt	18.95	18.70	18.77	18.02	19.75	19.75	19.07	18.83	19.57	19.13	19.72	19.75	19.23
Car Washing and Greasing.....	No	23.33	20.50	25.67	25.00	26.67	29.00	22.50	24.33	22.50	25.00	22.50	21.00	24.20
Bus Fare (per km).....	Tarif	-	-	-	-	-	-	-	-	-	-	.12	-	.12
Bus Fare (within Town)	Trip	.32	.28	.28	.25	.30	.37	.22	.43	.25	.22	.22	.75	.32
Taxi Fare	Trip	.55	.55	.55	.55	.55	.55	.55	.55	.55	.55	.55	.55	.55
Air Plane (To Addis Ababa)	Trip	-	-	-	-	-	-	-	-	-	-	-	-	-
Animal Transport fare.....	Trip	-	-	-	-	-	-	-	-	-	-	-	-	-
Cart Fare.....	Trip	-	-	-	-	-	-	-	-	-	-	-	.50	.50
Train Fare	Trip	-	40.00	-	-	-	-	-	-	-	-	-	39.00	39.50
Service Charge (Motor oil change)...	Once	-	-	-	-	-	-	-	-	-	-	-	-	-
COMMUNICATION														
Telephone Charge (with town).....	Period	.20	.20	.20	.20	.20	.20	.20	.20	.20	.20	.20	.20	.20
Telephone Charge to Addis Ababa....	Period	-	-	-	-	-	-	-	-	-	-	-	-	-
Telephone Line Installation Charge..	Once	355.75	347.00	355.75	355.75	355.75	-	-	355.75	350.00	355.75	355.75	355.75	354.43
ENTERTAINMENT AND EDUCATION														
EQUIPMENT AND ACCESSORIES														
T.V. Set Philips 21 inch(Colored).....	No	3133.33	-	3379.00	-	-	-	-	3593.00	-	3533.33	-	-	3415.80
Cassette Recorded Original(Local Music)	No	12.00	12.33	13.00	13.00	12.00	12.00	12.00	13.00	11.33	13.00	12.00	12.00	12.31
Radio Set Philips 3 Band.....	No	160.00	-	129.00	-	55.00	-	-	150.00	-	160.00	63.33	-	114.08
Tape Recorder National (2 Speaker)....	No	226.67	-	459.00	-	215.00	-	-	459.67	-	496.67	-	-	369.83
Expense for Photograph(Passport size)4Pho		5.00	3.83	5.00	3.33	5.00	3.00	5.33	4.00	5.33	4.33	5.00	2.75	4.37

Table 1 Group 10 :-(Cont'd) Average Retail Price of Goods and Services by Region and Selected Market Places

 May 2002
 Ginbot 1994

ITEM	UNIT	R E G I O N A N D M A R K E T P L A C E S											ADDIS ABABA AVERAGE
		A D D I S A B A B A											
		Merkato	Kera	Zenebe work	Gergi	Sarise	Kotebe	Ferensay	Shola (yeka)	Asko	Addisu- Gebeya	Efoyita Gebeya	
P R I C E I N B I R R													
Newspaper (Addis Zemen)..... No	.50	-	-	-	-	-	.67	-	-	.50	-	-	.60
Theater Entrance Fee Once	10.00	-	-	-	-	-	-	10.00	-	10.00	-	-	10.00
EDUCATION													
Exercise Book (50 Leaves) Local..... No	1.80	1.50	1.75	1.83	1.77	1.75	1.77	1.63	2.00	2.03	2.03	2.00	1.82
Pencil (China)..... No	.25	.25	.25	.20	.25	.25	.27	.25	.25	.30	.25	.25	.25
Ball Point-Bic England..... No	1.10	1.00	1.00	1.00	1.00	1.00	1.07	1.03	1.10	1.15	1.10	1.00	1.05
Day School Fee-Public(Grade 7 & 8)..Month	13.25	12.45	17.00	-	-	-	-	17.50	13.17	15.33	15.83	12.50	15.17
Day School Fee-Private(Grade 9-12)..Month	166.66	150.00	-	-	-	-	-	-	-	160.40	99.33	79.03	131.08
Night School Fee-Government(Gr.9-12)Month	28.67	20.76	21.00	18.85	24.03	20.98	-	20.99	20.25	20.75	20.76	24.95	21.90
School Uniform Fee No	-	41.33	48.33	58.00	-	-	-	33.33	-	51.67	47.33	-	45.25
Night School Fee-Private(Grade9-12)..Month	-	-	-	-	-	-	-	-	-	-	21.00	-	21.00
PERSONAL CARE AND EFFECTS													
PERSONAL CARE													
Lux Toilet Soap..... 90gm	1.97	-	2.25	2.12	1.97	1.69	1.97	1.97	2.25	2.25	2.16	2.11	2.07
Blade-TOPAZ..... No	.30	.22	.27	.25	.25	.25	.25	.25	.25	.25	.25	.25	.25
Hair Dressing (Traditional)..... No	-	7.00	-	-	-	-	-	-	-	4.67	4.67	2.33	4.20
Hair Dressing (Modern)..... No	7.33	7.00	8.00	10.67	7.33	6.67	6.67	9.50	7.00	6.67	8.00	7.00	7.60
Barbery (Mens Hair Cut)..... No	7.00	4.00	5.00	5.33	3.67	3.00	2.33	4.33	3.00	5.67	3.00	2.00	4.03
Paraffin Hair Oil..... 330cc	7.50	7.50	7.50	7.67	7.50	6.92	7.50	7.50	7.50	7.50	7.58	7.50	7.47
Zenith Hair Oil..... 330cc	7.50	-	7.50	7.50	7.18	7.17	7.50	8.00	7.50	7.67	7.58	7.08	7.47
Shaving Machine (medium) No	-	12.67	10.00	-	-	-	-	-	-	8.00	49.67	-	18.13
Perfume CC	36.67	75.24	21.67	24.00	23.67	19.33	24.00	23.33	25.00	31.67	20.67	19.33	28.71
PERSONAL EFFECTS													
Umbrella-Men Medium (Local)..... No	-	29.67	-	-	-	-	-	42.00	-	-	26.00	-	30.50

400

Table 1 Group 10 :-(Cont'd) Average Retail Price of Goods and Services by Region and Selected Market Places

May 2002
Ginbot 1994

ITEM	UNIT	R E G I O N A N D M A R K E T P L A C E S												ADDIS ABABA AVERAGE
		A D D I S A B A B A												
		Merkato	Kera	Zenebe work	Gergi	Sarise	Kotebe	Ferensay	Shola (yeka)	Asko	Addisu- Gebeya	Efoyita Gebeya	Akaki	
P R I C E I N B I R R														
Umbrella-Women Medium (Imported).....	No	25.00	42.33	24.33	23.33	20.00	15.00	21.67	22.67	22.67	22.33	18.67	21.33	23.28
Hand Bag (Imported Synthetic).....	No	93.33	-	123.33	-	71.67	-	-	-	-	-	136.67	110.00	100.00
Belt (Local) Machine Made.....	No	35.00	12.33	-	-	10.00	-	-	-	-	31.67	10.67	12.00	19.44
Belt (Local) Hand Made.....	No	5.00	7.67	6.00	9.33	-	-	6.33	-	-	-	5.33	4.50	6.40
JEWELLERY														
Seiko-21 Jewels Automatic (Men).....	No	273.33	-	-	-	-	-	-	-	-	-	-	-	273.33
Seiko-21 Jewels Automatic (Women).....	No	-	-	-	-	-	-	-	-	-	-	-	-	-
Earrings (4gm 18 carat Local).....	Pair	320.00	260.00	-	320.00	326.67	-	-	320.00	300.00	320.00	320.00	313.33	312.00
Neck Laces (6gm 21 carat Imported).....	No	570.00	510.00	-	570.00	570.00	-	-	540.00	540.00	570.00	-	570.00	554.21
Rings (4gm 18 carat Local).....	No	320.00	260.00	-	320.00	326.67	-	-	320.00	300.00	320.00	320.00	313.33	312.00
Bracelet 20gm (18 carat Local).....	No	1600.00	1300.00	-	1600.00	1633.33	-	-	1600.00	-	1600.00	-	-	1590.00
LIVESTOCK AND DRAUGHT ANIMALS														
LIVESTOCK														
Sheep (10-15Kg).....	No	176.67	120.00	206.67	146.67	106.67	156.67	101.67	135.00	95.00	170.00	133.33	168.33	143.29
Goat (10-15Kg).....	No	-	85.00	173.33	-	71.67	186.67	135.00	-	95.00	146.67	91.67	141.67	125.19
Heifer (2-4 Years).....	No	-	243.33	-	-	-	566.67	-	-	-	500.00	-	390.00	425.00
Cow (4 Years and Above).....	No	-	493.33	-	-	-	665.00	-	-	-	-	-	640.00	599.44
Bull (2-4 Years).....	No	-	630.00	-	-	-	900.00	-	-	-	-	-	460.00	651.67
Ox (4 Years and Above).....	No	-	1143.33	-	-	-	1450.00	-	-	-	616.67	-	1183.33	1256.67
Hen (Indigenous).....	No	10.67	7.67	10.67	12.67	9.00	5.67	10.50	9.33	6.83	11.33	10.33	7.50	9.35
Cock (Indigenous).....	No	14.67	12.67	18.67	14.33	13.67	15.67	13.67	12.33	12.50	14.00	15.67	12.17	14.17
DRAUGHT ANIMALS														
Donkey.....	No	-	-	-	-	-	-	236.67	-	-	-	-	-	236.67
Horse.....	No	-	-	-	-	-	-	-	-	-	-	-	-	-

Table 1 Group 10 :- (Cont'd) Average Retail Price of Goods and Services by Region and Selected Market Places

May 2002
Ginbot 1994

ITEM	UNIT	R E G I O N A N D M A R K E T P L A C E S												ADDIS ABABA AVERAGE
		A D D I S A B A B A												
		Merkato	Kera	Zenebe work	Gergi	Sarise	Kotebe	Ferensay	Shola (yeka)	Asko	Addisu- Gebeya	Efoyita Gebeya	Akaki	
P R I C E I N B I R R														
Mule.....	No	-	-	-	-	-	-	-	-	-	-	-	-	-
FARM EQUIPMENT (INDUSTRIAL PRODUCT)														
Sickel.....	No	15.67	-	12.67	9.00	6.00	10.00	-	10.00	-	11.33	9.33	16.50	11.04
Pick Axe ('Doma').....	No	19.33	-	18.00	19.00	19.00	20.00	-	20.00	-	22.00	19.33	19.33	19.58
'Gejera'.....	No	16.33	-	-	15.00	-	-	-	-	-	16.00	20.00	-	16.33
FARM EQUIPMENT (HAND MADE)														
'Mofer'.....	No	-	-	-	-	-	-	-	-	-	-	-	8.67	8.67
'Kember'.....	No	-	-	-	-	-	-	-	-	-	-	-	20.00	20.00
'Digr'.....	No	-	-	-	-	-	-	-	-	-	-	-	4.83	4.83
Plough.....	No	11.67	-	-	-	-	-	-	-	-	-	-	10.00	10.83
Sickel.....	No	4.67	4.67	-	-	-	-	-	-	-	-	-	-	4.67
'Wegel'.....	No	3.00	-	-	-	-	-	-	-	-	-	-	3.00	3.00
'Erfe'.....	No	-	-	-	-	-	-	-	-	-	-	-	-	-
MISCELLANEOUS GOODS AND SERVICES														
Coffin (Medium Quality).....	No	216.67	106.67	156.67	160.00	160.00	66.67	75.00	226.67	-	225.00	160.00	128.33	149.66
Charge for Money order	Once	2.65	1.65	2.65	2.65	2.69	-	2.73	2.65	2.65	2.65	3.87	2.22	2.56
Charge for Visa (for person).....	No	65.00	-	-	-	-	-	-	-	-	-	-	-	65.00

Table 2 Group 10 :- Average Retail Price of Goods and Services by Region and Selected Market Places

June
Sene 2002
1994

ITEM	UNIT	R E G I O N A N D M A R K E T P L A C E S												ADDIS ABABA AVERAGE
		A D D I S A B A B A												
		Merkato	Kera	Zenebe work	Gergi	Sarise	Kotebe	Ferensay	Shola (yeka)	Asko	Addisu- Gebeya	Efoyita Gebeya	Akaki	
P R I C E I N B I R R														
CEREALS UNMILLED														
'Teff' White	Kg	-	2.62	2.04	2.60	2.40	2.53	2.73	2.90	2.03	2.63	2.33	2.31	2.48
'Teff' Mixed.....	Kg	-	2.37	1.79	2.10	2.20	1.82	2.28	2.63	1.88	1.93	3.02	1.92	2.23
'Teff' Black (Red).....	Kg	-	1.55	1.37	2.00	1.80	1.57	1.53	1.58	1.51	1.47	1.94	1.53	1.63
Wheat White.....	Kg	-	1.42	1.35	1.21	1.32	1.53	1.63	1.50	1.30	1.39	1.66	1.10	1.42
Wheat Mixed.....	Kg	-	-	-	-	1.20	1.30	-	-	-	-	5.00	1.07	1.66
Wheat Black.....	Kg	-	1.47	1.47	-	1.35	1.47	1.69	1.50	1.34	1.49	1.53	1.15	1.45
Barley White.....	Kg	-	1.76	1.53	2.04	1.53	1.68	1.50	1.93	1.53	1.71	1.62	1.41	1.66
Barley Mixed.....	Kg	-	-	1.34	-	1.20	1.27	1.51	1.30	1.20	1.24	1.18	1.23	1.27
Barley Black.....	Kg	-	1.62	1.31	1.51	1.37	1.40	1.50	1.50	1.36	1.29	2.20	1.39	1.52
Barley for Beer.....	Kg	-	-	-	-	1.60	1.50	-	1.75	-	-	1.60	1.42	1.59
Maize.....	Kg	-	1.20	1.08	1.38	1.13	1.28	1.30	1.28	1.26	1.22	1.17	1.20	1.23
Durrah.....	Kg	-	1.31	-	2.08	1.23	1.00	1.42	1.50	1.11	1.01	1.00	1.04	1.27
Sorghum Yellow.....	Kg	-	1.52	-	1.81	1.40	1.63	1.47	1.50	1.40	1.41	1.28	1.33	1.46
Sorghum White.....	Kg	-	1.55	-	-	1.40	1.67	-	1.83	1.44	1.06	1.50	1.48	1.51
Sorghum Red.....	Kg	-	1.35	-	1.71	1.10	1.30	1.53	1.33	1.55	1.09	1.20	1.13	1.33
African Millet.....	Kg	-	1.48	-	1.78	1.50	1.47	1.46	1.55	1.53	1.42	1.43	1.42	1.50
Rice.....	Kg	4.00	4.50	-	4.00	4.25	4.67	4.42	4.58	4.25	4.00	4.00	4.07	4.25
Oats.....	Kg	2.00	-	-	-	-	-	-	2.00	-	-	1.75	-	1.92
Hulled Barley.....	Kg	-	-	-	-	3.00	2.50	-	2.75	-	-	1.75	1.31	2.14
CEREALS MILLED														
'Teff' White.....	Kg	2.38	-	-	-	-	-	-	-	-	-	-	-	2.38
'Teff' Mixed.....	Kg	2.27	-	-	-	-	-	-	-	-	-	-	-	2.27
'Teff' Black (Red).....	Kg	1.79	-	-	-	-	-	-	-	-	-	-	-	2.29
Wheat White.....	Kg	1.69	-	-	-	-	-	-	2.54	-	-	-	-	2.29
Wheat Mixed.....	Kg	-	-	-	-	-	-	-	2.67	-	-	1.75	-	2.04
Barley White.....	Kg	-	-	-	-	-	-	-	-	-	-	-	-	-

Table 2 Group 10 :-(Cont'd) Average Retail Price of Goods and Services by Region and Selected Market Places

 June 2002
 Sene 1994

ITEM	UNIT	R E G I O N A N D M A R K E T P L A C E S												ADDIS ABABA AVERAGE
		A D D I S A B A B A												
		Merkato	Kera	Zenebe work	Gergi	Sarise	Kotebe	Ferensay	Shola (yeka)	Asko	Addisu- Gebeya	Efoyita Gebeya	Akaki	
P R I C E I N B I R R														
Barley Mixed.....	Kg	-	-	-	-	-	-	-	-	-	-	-	-	
Maize.....	Kg	1.49	-	-	-	2.25	-	-	-	2.42	-	-	-	
Oats.....	Kg	5.33	3.75	5.00	6.00	5.33	-	5.17	2.20	5.67	5.33	5.00	2.00	
Sorghum.....	Kg	-	-	-	-	-	-	-	-	-	-	-	5.00	
Durrah.....	Kg	-	-	-	-	-	-	-	-	-	-	-	-	
'Furno Duket' Locally Processed..	Kg	2.33	3.33	2.50	2.67	2.50	2.00	3.50	2.50	3.00	2.50	2.33	3.25	
PULSES UNMILLED														
Horse Beans.....	Kg	1.58	1.84	1.58	2.39	1.50	1.75	1.71	1.83	1.68	1.70	1.75	1.42	
Peas White.....	Kg	2.50	3.29	-	-	-	2.92	3.50	3.17	-	3.00	3.00	2.13	
Peas Black.....	Kg	-	-	-	-	-	-	-	-	-	-	-	-	
Peas Mixed.....	Kg	2.00	2.49	1.90	2.57	2.08	2.02	2.47	2.17	-	2.30	2.00	1.85	
Soya Beans.....	Kg	-	-	-	-	-	4.00	-	-	-	-	-	2.18	
Chick Peas.....	Kg	2.17	2.32	1.98	2.95	1.93	2.00	2.31	3.33	2.10	2.16	2.03	1.58	
Lentils.....	Kg	2.50	3.14	2.50	3.01	2.67	2.72	2.68	2.50	2.80	3.00	2.58	2.56	
Haricot Beans.....	Kg	-	-	-	-	1.75	-	-	3.33	-	-	-	1.45	
Lima Beans.....	Kg	-	-	-	-	2.00	-	-	-	-	-	-	2.44	
Vetch.....	Kg	-	-	1.45	1.85	1.03	-	-	-	-	-	-	2.00	
Fenugreek.....	Kg	4.00	5.42	4.00	3.92	4.50	4.00	4.50	4.83	5.21	4.50	3.92	4.01	
PULSES MILLED OR SPLIT														
Horse Beans Milled.....	Kg	-	3.15	-	3.00	4.83	-	-	-	-	-	-	-	
Peas Milled.....	Kg	4.67	5.33	5.17	4.50	5.00	-	5.07	-	-	6.00	4.75	-	
Chick Peas Milled.....	Kg	-	-	-	5.08	4.83	-	-	-	-	-	-	5.04	
Mixed Pulses Milled.....	Kg	3.17	-	4.00	3.00	3.00	4.67	4.67	4.17	4.83	4.67	3.33	3.17	
Vetch Milled.....	Kg	2.67	-	-	2.63	3.50	-	-	-	-	-	2.17	3.00	
Peas Split.....	Kg	3.50	3.74	3.50	3.86	3.57	3.72	3.66	3.50	3.39	3.78	3.42	3.25	
Peas Split(Roasted).....	Kg	2.92	3.28	3.20	3.80	3.05	3.17	3.75	2.92	2.90	3.64	3.00	2.86	

Table 2 Group 10 :-(Cont'd) Average Retail Price of Goods and Services by Region and Selected Market Places

June
Sene 2002
1994

ITEM	UNIT	R E G I O N A N D M A R K E T P L A C E S											ADDIS ABABA AVERAGE	
		A D D I S A B A B A												
		Merkato	Kera	Zenebe work	Gergi	Sarise	Kotebe	Ferensay	Shola (yeka)	Asko	Addisu- Gebeya	Efoyita Gebeya		Akaki
P R I C E I N B I R R														
Horse Beans Split(Roasted).....	Kg	-	-	-	-	2.49	2.43	-	2.33	-	2.64	2.33	2.50	2.46
Lentils Split.....	Kg	3.83	4.17	4.00	4.69	3.84	3.73	4.08	4.33	4.21	4.07	3.75	3.44	4.01
Vetch Split(Roasted).....	Kg	-	2.03	2.22	2.12	1.88	2.00	2.45	2.08	1.93	2.40	2.00	1.75	2.08
Chick Peas Split(Roasted).....	Kg	-	-	-	4.63	3.97	3.73	-	3.67	-	-	3.33	3.57	3.80
Fenugreek Milled.....	Kg	10.67	13.67	12.00	9.83	11.67	8.33	14.00	11.67	-	8.00	11.67	10.00	11.05
OIL SEEDS														
Niger Seed.....	Kg	3.50	5.22	3.67	-	4.00	4.00	3.52	4.00	4.04	3.33	3.23	3.34	3.81
Linseed White.....	Kg	-	10.48	-	-	7.17	5.67	-	8.33	-	-	5.00	6.13	7.32
Linseed Black.....	Kg	3.50	-	3.50	3.66	3.83	3.50	3.40	3.17	3.89	3.33	3.25	3.24	3.49
Sesame Seed.....	Kg	3.50	-	6.33	-	4.17	4.83	4.67	4.67	5.00	4.00	3.49	3.63	4.41
Sunflower.....	Kg	2.00	3.54	2.92	-	2.42	2.50	2.28	2.50	2.45	2.58	2.08	2.13	2.49
Castor Beans.....	Kg	-	-	-	-	-	-	-	-	-	-	-	-	-
Rape Seed.....	Kg	2.25	3.36	3.00	-	2.83	2.50	2.65	2.50	2.62	2.33	2.25	2.41	2.61
Ground Nut Shelled.....	Kg	4.58	6.83	6.00	-	4.50	4.17	4.67	4.42	4.83	5.00	4.50	4.25	4.89
PREPARED CEREAL PRODUCTS														
Spaghetti (Local) Without Egg....	Kg	6.43	6.30	6.50	6.47	6.17	6.07	6.50	6.07	6.30	6.50	6.17	6.17	6.30
Pastini.....	Kg	7.00	8.00	7.00	7.00	7.00	6.50	7.33	7.17	7.17	7.00	7.17	7.67	7.17
Macaroni (Local) Without Egg....	Kg	5.17	5.00	5.53	5.00	5.25	4.83	5.25	5.08	5.00	5.25	5.08	5.00	5.12
'Fafa' Flour.....	kg	6.50	7.00	7.00	6.17	3.50	6.00	7.30	6.83	7.17	7.50	6.83	7.17	6.55
'Dube' Flour.....	kg	4.71	4.92	5.00	4.83	-	4.17	4.93	4.58	4.75	4.88	4.67	4.50	4.72
BREAD AND OTHER PREPARED FOODS														
'Enjera' ('Teff' Mixed).....	325gm	-	.47	-	.59	-	.81	.64	-	.59	.78	.40	.32	.56
'Dabo' (Traditional Ambasha)....	350gm	-	.55	-	-	.63	-	.63	-	-	.69	.65	-	.63
'Dabo' (Traditional Sheleto)....	350gm	-	.54	-	.53	.46	.75	.66	-	1.02	-	.37	.43	.62

Table 2 Group 10 :-(Cont'd) Average Retail Price of Goods and Services by Region and Selected Market Places

June
Sene 2002
1994

		R E G I O N A N D M A R K E T P L A C E S												
ITEM	UNIT	A D D I S A B A B A											ADDIS ABABA AVERAGE	
		Merkato	Kera	Zenebe work	Gergi	Sarise	Kotebe	Ferensay	Shola (yeka)	Asko	Addisu- Gebeya	Efoyita Gebeya		Akaki
		P R I C E I N B I R R												
Bread Wheat (Bakery).....	350gm	1.08	1.22	1.48	1.27	1.10	1.21	.74	1.64	1.27	1.68	1.34	1.01	1.26
Biscuits	150gm	2.49	2.80	1.20	1.55	1.70	2.54	1.54	1.80	-	2.82	3.83	2.73	2.32
MEAT														
Beef	Kg	13.00	14.00	13.33	16.00	12.67	9.33	12.00	16.00	15.00	14.67	14.33	13.00	13.61
Camel Meat	Kg	-	-	-	-	-	-	-	-	-	-	-	-	-
FISH AND FISH PRODUCTS														
Fish Fresh.....	Kg	5.00	4.50	4.00	7.00	6.00	-	5.00	5.00	5.00	4.00	-	6.00	4.89
Sardines (Imported).....	125gm	5.83	5.67	6.00	5.92	5.32	-	7.93	7.15	8.00	7.67	5.17	-	6.40
DIARY PRODUCTS AND EGG														
Cow Milk (Unpasteurized).....	Lt	2.66	2.40	2.33	-	3.00	3.00	2.50	2.50	3.00	2.50	2.90	1.62	2.59
Cow Milk (pasteurized).....	Lt	4.20	3.00	3.83	3.13	4.50	3.47	4.47	3.17	4.43	3.57	4.50	-	3.84
Camel Milk.....	Lt	-	-	-	-	-	-	-	-	-	-	-	-	-
Goat Milk.....	Lt	-	-	-	-	-	-	-	-	-	-	-	-	-
Powdered Milk (Edget).....	450gm	23.67	26.67	26.07	-	-	-	22.48	27.37	33.00	28.41	29.54	-	26.99
Yoghurt (Traditional).....	Lt	3.00	2.50	3.83	3.13	3.00	3.00	2.50	2.83	3.00	2.50	2.90	4.00	2.99
Cheese Cottage.....	Kg	7.33	8.00	8.73	11.30	6.37	4.96	7.53	6.50	11.33	6.67	5.96	4.35	7.42
Egg (Traditional).....	Dozen	4.80	4.80	4.00	4.80	4.80	4.00	4.80	4.80	4.00	4.00	4.39	4.00	4.43
OILS AND FATS														
Butter Unrefined.....	Kg	24.33	25.67	24.67	23.33	23.67	25.00	24.00	24.33	24.00	22.33	24.67	17.47	23.62
Cooking Oil (Imported).....	Lt	11.33	11.67	12.33	11.17	-	11.00	11.75	14.83	11.67	8.36	14.00	9.83	11.63
Cooking Oil (Local).....	Lt	10.00	10.50	9.58	11.00	9.50	11.83	12.00	10.83	10.00	11.50	11.67	10.00	10.70

Table 2 Group 10 :-(Cont'd) Average Retail Price of Goods and Services by Region and Selected Market Places

June
Sene2002
1994

ITEM	UNIT	R E G I O N A N D M A R K E T P L A C E S												ADDIS ABABA AVERAGE
		A D D I S A B A B A												
		Merkato	Kera	Zenebe work	Gergi	Sarise	Kotebe	Ferensay	Shola (yeka)	Asko	Addisu- Gebeya	Efoyita Gebeya	Akaki	
P R I C E I N B I R R														
VEGETABLES AND FRUITS														
VEGETABLES (FRESH)														
Ethiopian Kale.....	Kg	1.83	.98	1.52	2.24	1.90	2.55	1.81	2.21	6.53	1.57	1.53	.53	2.10
Cabbage.....	Kg	.98	.99	.96	2.09	.63	1.06	.78	.84	1.11	.70	.97	.58	.97
Lettuce.....	Kg	1.97	1.92	.93	2.69	1.61	2.53	1.70	1.84	1.46	1.65	1.67	.91	1.72
Spinach.....	Kg	.66	1.02	.58	1.28	.70	1.73	1.23	1.56	1.14	1.15	.44	.80	1.02
Carrot.....	Kg	2.23	1.56	2.07	2.60	2.25	2.89	3.23	2.37	1.56	2.20	2.28	1.84	2.26
Tomatoes.....	Kg	2.05	1.36	1.11	1.69	1.04	2.03	1.42	1.44	1.65	1.55	-	1.02	1.49
Onions.....	Kg	2.23	1.69	2.27	1.45	2.39	1.88	2.00	2.29	2.28	1.09	1.54	2.09	1.93
Garlics.....	Kg	7.20	4.92	10.96	2.11	10.87	15.88	11.20	9.76	10.83	9.78	11.20	7.57	9.36
Leaks.....	Kg	1.74	-	-	-	2.03	-	3.50	1.48	3.08	2.41	1.11	-	2.23
Pepper Green.....	Kg	3.69	3.97	3.85	3.76	5.04	-	5.37	3.41	3.78	2.41	1.11	-	2.23
Pumpkin.....	Kg	-	-	.51	1.97	-	-	-	-	1.43	-	-	3.54	4.05
Green Peas.....	Kg	2.35	2.21	4.68	-	2.75	-	4.33	2.38	3.68	-	1.76	1.90	2.85
Beet Root.....	Kg	1.20	1.27	1.08	.99	.80	1.38	.97	1.03	1.06	1.17	1.55	1.42	1.16
Cauliflower.....	Kg	4.23	4.18	-	-	1.72	-	5.00	-	-	-	-	-	3.74
FRUITS FRESH														
Banana.....	Kg	2.50	2.50	2.50	2.50	2.50	2.17	2.33	2.50	2.50	2.33	2.50	2.00	2.40
Orange.....	Kg	3.00	3.00	3.00	3.17	3.17	3.00	3.17	3.00	3.00	2.83	3.00	2.50	2.99
Lemon.....	Kg	2.83	5.11	3.75	-	2.83	2.83	3.67	2.50	2.75	2.00	3.68	3.83	3.31
Tangerine.....	Kg	-	-	-	-	-	-	-	-	-	-	-	-	-
Papaya.....	Kg	3.00	2.50	2.50	2.83	3.17	3.00	3.17	2.67	3.00	2.67	3.00	3.00	2.87
Grapes.....	Kg	-	-	-	-	8.00	-	-	-	-	-	-	-	8.00
Avocado.....	Kg	3.00	3.75	3.17	2.83	2.67	2.50	3.00	2.67	3.50	2.67	3.00	2.67	2.93
Mango.....	Kg	4.00	3.50	3.17	3.50	3.33	2.50	3.17	2.83	3.33	2.67	3.33	2.67	3.17
Cactus.....	Kg	-	-	-	-	-	-	-	-	-	-	-	-	-

Table 2 Group 10 :-(Cont'd) Average Retail Price of Goods and Services by Region and Selected Market Places

June
Sene 2002
1994

ITEM	UNIT	R E G I O N A N D M A R K E T P L A C E S												ADDIS ABABA AVERAGE
		A D D I S A B A B A												
		Merkato	Kera	Zenebe work	Gergi	Sarise	Kotebe	Ferensay	Shola (yeka)	Asko	Addisu- Gebeya	Efoyita Gebeya	Akaki	
P R I C E I N B I R R														
SPICES														
Pepper Whole.....	Kg	8.45	10.37	5.15	9.80	6.00	6.33	6.83	8.64	8.26	6.33	6.00	8.24	7.40
Black Pepper(Local).....	Kg	-	-	-	-	-	-	-	-	-	-	-	-	-
Long Pepper(Local).....	Kg	12.00	-	22.50	12.50	12.00	-	-	15.28	-	-	-	22.22	16.47
White Cumin(Bishop's Weed)Local..	Kg	9.39	-	8.84	12.50	-	8.58	7.01	11.20	9.14	9.37	6.98	7.24	9.03
Black Cumin(Local).....	Kg	9.14	-	8.37	11.57	10.74	5.67	6.87	10.74	9.44	9.44	7.90	7.38	8.84
Ginger Dry(Local).....	Kg	-	-	-	-	4.67	-	-	-	-	3.85	-	6.17	5.19
Ginger Wet(Local).....	Kg	1.62	1.92	1.20	1.43	1.60	2.27	1.87	1.47	1.67	1.48	1.72	1.47	1.64
Cloves(Imported).....	Kg	99.33	-	47.22	100.00	113.33	-	-	100.00	66.67	-	138.89	105.00	101.43
Cinnamon(Imported).....	Kg	-	-	30.95	26.00	30.00	-	-	38.89	-	-	-	-	32.73
Cardamon(Local).....	Kg	37.78	-	28.97	33.00	-	-	44.44	-	57.78	32.00	45.77	33.33	39.69
Tumeric Flour(Local).....	Kg	3.17	5.67	4.00	4.00	4.67	4.72	5.33	4.67	5.00	5.00	9.14	3.67	4.92
Chillies Whole.....	Kg	9.81	-	6.16	7.00	9.20	9.70	6.00	10.74	8.89	7.67	5.33	5.67	7.86
Basil Dry.....	Kg	11.67	-	12.33	-	10.71	10.74	10.00	-	10.33	10.00	11.33	9.44	10.73
POTATOES, OTHER TUBERS AND STEMS														
Potato.....	Kg	1.05	.90	.83	.81	.65	1.12	.95	.96	.62	.73	.80	.78	.85
Sweet Potato.....	Kg	.47	.88	.58	.92	.55	.86	.70	.70	.62	.67	.45	.78	.69
'Kocho' (Unprocessed).....	Kg	2.39	3.39	1.85	-	2.60	-	-	-	1.97	-	.93	1.25	2.06
'Bula'.....	Kg	5.00	3.58	2.92	-	5.00	-	5.00	5.00	2.79	5.00	3.55	6.00	4.37
COFFEE, TEA, CHAT AND BUCK-THORN LEAVES														
Tea Leaves(Local).....	100gm	2.00	2.00	2.00	1.93	1.90	1.80	1.90	1.90	2.00	2.00	2.00	2.00	1.95
Coffee Whole.....	Kg	-	-	-	-	-	-	-	-	-	-	9.72	-	9.72
Coffee Beans.....	Kg	6.50	8.83	8.33	6.67	6.17	6.67	6.67	6.00	8.50	11.00	6.33	6.00	7.09
Coffee Leaves.....	Kg	-	-	-	-	-	-	-	-	-	-	-	-	-
Buck Thorn Leaves.....	Kg	3.95	5.60	4.70	3.34	8.58	3.49	2.72	2.81	3.80	3.13	2.98	6.00	4.26

Table 2 Group 10 :-(Cont'd) Average Retail Price of Goods and Services by Region and Selected Market Places

June
Sene 2002
1994

ITEM	UNIT	R E G I O N A N D M A R K E T P L A C E S												ADDIS ABABA AVERAGE
		A D D I S A B A B A												
		Merkato	Kera	Zenebe work	Gergl	Sarise	Kotebe	Ferensay	Shola (yeka)	Asko	Addisu- Gebeya	Efoyita Gebeya	Akaki	
P R I C E I N B I R R														
'Chat'.....	Kg	11.31	10.68	17.25	21.43	-	14.24	23.92	14.77	35.31	9.45	16.31	-	17.78
Malt-Barley.....	Kg	2.69	6.16	2.92	3.49	5.71	3.76	2.68	3.81	2.66	3.47	2.48	3.76	3.63
Malt-Wheat.....	Kg	2.38	4.85	2.01	3.23	2.90	3.26	2.55	2.90	2.10	2.40	1.90	2.19	2.72
OTHER FOOD ITEMS														
Salt.....	Kg	1.25	1.30	1.07	1.10	1.25	1.00	1.13	1.17	1.25	1.25	1.23	1.13	1.18
Sugar.....	Kg	4.50	4.35	4.50	4.40	4.40	4.30	4.47	4.37	4.53	4.40	4.43	4.35	4.42
Honey.....	Kg	15.00	15.33	16.00	17.00	15.33	15.33	15.00	13.67	15.00	16.67	14.67	20.00	15.41
Canned Tomato (Local).....	410gm	6.00	8.79	6.00	6.33	6.00	6.00	6.17	6.08	6.42	6.25	6.33	6.00	6.36
FOOD TAKEN AWAY FROM HOME														
Cup of Tea.....	No	.60	.50	.58	.50	.55	.50	.47	.67	.47	.50	.50	.43	.52
Cup of Coffee.....	No	1.08	1.00	1.08	1.00	1.00	1.00	.93	1.00	.93	1.00	1.00	.93	1.00
Cup of Milk.....	No	1.17	1.00	1.08	1.00	1.08	1.00	.93	1.00	.93	1.00	1.00	.93	1.01
'Key Wot Yebere'.....	One Meal	-	5.67	-	-	5.00	6.00	7.00	4.00	4.00	-	-	4.50	5.20
'Key Wot Yebeg/Yefyel'.....	One Meal	8.00	6.67	7.50	6.00	6.67	6.00	5.50	7.00	3.50	5.50	6.00	5.00	6.18
COST OF MILLING														
Cereals.....	100Kg	10.00	8.67	9.67	10.00	7.67	8.67	9.67	8.67	10.00	8.67	9.33	10.00	9.25
Pulses.....	100Kg	10.00	13.33	9.67	10.00	15.00	8.67	9.67	10.00	10.00	10.00	9.00	13.00	10.59
Pepper Whole.....	100Kg	65.00	90.00	95.00	75.00	83.33	46.67	81.67	55.00	85.00	65.00	61.67	150.00	79.85
BEVERAGES - NON ALCOHOLIC														
Ambo Mineral Water.....	500cc	1.50	1.25	1.42	1.50	1.25	1.25	1.33	1.75	1.50	1.50	1.50	1.25	1.42
Bure Mineral Water.....	500cc	1.50	1.50	1.38	-	-	-	-	-	-	-	1.42	-	1.45
Coca Cola/Fanta.....	300cc	.90	1.30	1.58	1.50	1.50	1.50	1.58	2.00	1.50	1.50	1.50	1.50	1.40

Table 2 Group 10 :- (Cont'd) Average Retail Price of Goods and Services by Region and Selected Market Places

 June 2002
 Sene 1994

ITEM	UNIT	R E G I O N A N D M A R K E T P L A C E S												ADDIS ABABA AVERAGE
		A D D I S A B A B A												
		Merkato	Kera	Zenebe work	Gergi	Sarise	Kotebe	Ferensay	Shola (yeka)	Asko	Addisu- Gebeya	Efoyita Gebeya	Akaki	
P R I C E I N B I R R														
Pepsi Cola/Mirinda.....	300cc	.90	1.50	1.58	1.50	1.50	1.50	1.58	2.00	1.50	1.50	1.50	1.50	1.51
BEVERAGES - ALCOHOLIC														
Araki (Local).....	900cc	17.19	18.50	18.20	18.00	17.53	17.67	-	18.33	18.33	16.85	16.69	18.20	17.77
Cognac (Local).....	900cc	17.19	16.75	17.86	-	17.00	-	18.00	18.33	-	16.68	16.86	17.67	17.37
Brandy (Local).....	900cc	17.19	16.67	17.86	-	16.83	16.67	-	17.67	-	17.70	15.51	17.67	17.06
Gin (Local).....	900cc	17.19	16.50	18.20	18.00	17.17	17.67	18.00	19.67	18.33	16.68	16.69	17.67	17.64
Saris Wine (Normal).....	750cc	8.67	4.50	5.00	10.00	5.00	4.83	5.00	5.83	6.00	8.00	5.00	5.00	6.07
'Katikalla'.....	Lt	7.59	7.04	6.50	5.83	7.22	5.33	7.17	6.67	6.67	7.67	7.11	6.17	6.75
Beer (Bedele).....	330cc	2.92	2.92	3.00	3.00	3.00	3.00	3.00	3.00	3.00	3.00	3.00	3.00	2.99
Beer (Harar).....	330cc	3.11	2.92	3.00	3.00	3.00	-	3.00	3.00	3.00	3.00	3.00	3.00	3.00
Beer (Meta Abo).....	330cc	2.92	2.92	3.00	3.00	3.00	3.00	3.00	3.00	3.00	3.00	3.00	3.00	2.99
'Tella'.....	Lt	.72	.75	.67	.76	1.13	1.02	.89	.96	.74	.76	.92	.52	.80
'Tej' (Mead).....	Lt	1.85	1.85	2.00	3.09	4.45	1.97	1.85	3.70	2.47	1.85	1.85	1.85	2.40
CIGARETTES AND TOBACCO														
CIGARETTES														
Nyala.....	Packet	4.00	4.00	4.00	4.00	4.00	4.00	4.00	4.00	4.00	4.00	5.00	4.00	4.08
Gissila.....	Packet	-	1.50	-	1.00	-	-	-	-	1.83	2.00	1.00	1.50	1.47
Rothmans.....	Packet	8.00	7.33	8.00	8.00	8.00	7.67	8.00	10.00	10.00	10.00	10.00	8.00	8.58
TOBACCO														
'Gaya'.....	Kg	-	-	-	-	14.29	-	-	-	-	-	-	8.12	10.17
CLOTHING AND FOOT WEAR														

Table 2 Group 10 :- (Cont'd) Average Retail Price of Goods and Services by Region and Selected Market Places

June
Sene 2002
1994

R E G I O N A N D M A R K E T P L A C E S														
ITEM	UNIT	A D D I S A B A B A											ADDIS ABABA AVERAGE	
		Merkato	Kera	Zenebe work	Gergi	Sarise	Kotebe	Ferensay	Shola (yeka)	Asko	Addisu- Gebeya	Efoyita Gebeya		Akaki
P R I C E I N B I R R														
CLOTHING														
Abujedid(Akaki/Bahir Dar)91cm. Meter			3.58	-	-	-	-	-	-	-	-	-	-	3.58
Abujedid(Komb./Arba Min.)150cm Meter.	5.50	-	5.00	-	5.00	-	5.33	5.75	-	5.50	5.00	5.00	5.00	5.24
Khaki(S-10,000 Twil)110cm..... Meter	12.33	-	-	-	-	-	-	-	-	-	12.00	-	-	12.17
Khaki(Akaki)91cm..... Meter	-	-	-	-	-	-	13.90	-	-	-	-	-	-	13.90
Wool-England 100%..... Meter	161.11	-	-	-	-	-	-	-	-	-	-	-	-	161.11
Tetron(Arba Minch)..... Meter	17.33	-	-	-	-	-	-	19.05	-	-	-	-	-	17.76
Poplin(Dire Dawa)105cm..... Meter	-	8.50	6.00	-	-	-	-	-	-	-	6.00	6.00	6.00	6.63
Poplin(Komb./Arba Minch)150cm. Meter	11.00	10.50	9.00	-	9.95	-	10.60	10.80	-	10.33	10.00	9.00	9.00	10.07
Nylon(Mojo)..... Meter	9.00	-	-	-	9.00	-	-	-	-	8.00	8.83	9.67	9.67	8.96
Polyster(Arba Minch/Awasa).... Meter	-	-	-	-	-	-	-	20.75	-	-	-	-	-	20.75
Jersi..... Meter	-	-	24.00	-	-	-	-	-	-	-	11.17	-	-	16.30
Cotton..... Kg	5.33	4.83	5.00	5.00	5.50	5.00	5.00	5.00	5.00	5.50	5.17	5.00	5.00	5.11
Hisufo Meter	15.33	-	-	-	-	-	-	-	-	-	16.00	-	-	15.67
Kefay Meter	38.33	-	36.67	-	29.33	-	22.33	3.00	-	23.67	23.33	-	-	27.58
COST OF TAILORING														
Woolen Suit (Men)..... No	293.33	260.00	-	350.00	286.67	-	-	233.33	-	315.00	283.33	-	-	282.37
Khaki Suit (Men)..... No	40.00	53.33	-	60.00	-	-	27.50	43.33	-	-	66.67	42.50	42.50	48.95
Khaki Suit (Boys)..... No	36.67	36.67	-	33.33	-	-	20.00	37.50	-	-	46.67	27.50	27.50	35.88
Tateron Suit (Men) No	43.75	55.00	-	60.00	-	-	22.50	50.00	-	31.67	-	42.50	42.50	44.47
Tateron Suit (Boys) No	36.67	51.67	-	33.33	35.00	-	20.00	50.00	-	16.00	-	27.50	27.50	33.71
READY-MADE / FOR ADULTS														
'Netela'..... No	25.67	23.67	-	-	29.00	-	36.67	28.33	27.33	25.00	-	18.67	18.67	26.70
'Gabi'..... No	76.67	55.33	58.33	70.00	58.33	-	66.67	61.67	67.50	63.33	-	41.33	41.33	61.11

Table 2 Group 10 :- (Cont'd) Average Retail Price of Goods and Services by Region and Selected Market Places

June 2002
Sene 1994

ITEM	UNIT	R E G I O N A N D M A R K E T P L A C E S											ADDIS ABABA AVERAGE	
		A D D I S A B A B A												
		Merkato	Kera	Zenebe work	Gergi	Sarise	Kotebe	Ferensay	Shola (yeka)	Asko	Addisu- Gebeya	Efoyita Gebeya		Akaki
P R I C E I N B I R R														
Shirts Long Sleeved (Local).....	No	-	43.67	49.00	-	-	-	41.50	45.00	-	-	-	32.80	42.87
Shirts Short Sleeved (Local).....	No	-	32.33	-	-	-	-	-	-	-	-	-	-	32.33
Shirts Long Sleeved (Imported)...	No	56.67	56.67	44.33	24.00	48.33	-	35.35	56.93	-	63.33	20.00	36.10	44.78
Shirts Short Sleeved (Imported)..	No	51.67	46.33	37.50	-	66.67	-	-	61.67	-	66.67	43.33	-	54.20
Socks (Cotton) Imported.....	Pair	10.67	11.33	5.00	-	5.67	-	5.60	17.50	4.33	11.33	5.00	-	8.15
Sweater (Local) Men.....	No	-	36.00	25.67	-	-	-	38.67	72.00	5.00	-	26.33	-	32.64
Sweater (Local) Women.....	No	56.67	28.33	-	-	-	-	37.33	66.00	65.00	-	26.33	-	41.21
Shash (Imported).....	No	19.33	8.67	7.00	-	7.67	6.33	10.00	8.33	11.33	11.00	8.67	7.67	9.64
Singlets (Local) White.....	No	11.67	9.33	11.33	-	10.67	7.33	11.48	11.70	-	11.67	43.33	8.98	13.82
Jeans Trouser.....	No	83.33	110.00	83.33	65.00	85.00	-	75.00	71.67	-	126.67	-	-	87.50
Woolen Suit.....	No	1433.33	-	-	-	-	-	-	-	-	-	-	-	1433.33
'Kemisa Netela'.....	No	160.00	220.00	-	-	133.33	-	130.00	124.33	-	113.33	116.67	85.00	135.33
Sweater-Men (Imported).....	No	103.33	-	62.50	-	-	-	-	190.00	-	126.67	86.67	-	117.50
Sweater-Women (Imported).....	No	96.67	-	-	-	-	-	-	190.00	-	125.00	-	-	138.75
Nylon Dress.....	No	-	-	-	-	-	-	-	-	-	-	26.50	-	26.50
Tetron Trouser.....	No	-	-	-	-	-	-	72.00	-	-	-	-	-	72.00
Leather Jacket.....	No	516.67	-	-	-	-	-	-	694.67	-	606.67	750.00	-	620.40
Under Wear China.....	No	11.00	14.33	10.00	13.33	13.67	11.67	11.90	11.80	12.00	14.67	12.33	11.00	12.31
Deriya	No	13.89	-	12.78	-	-	-	10.00	11.56	-	-	-	9.44	11.53
Polyester Suit.....	No	-	-	-	-	-	-	-	-	-	-	-	-	-
Khaki Short	No	-	-	-	-	-	-	-	-	-	-	-	-	-
T-Shirts	No	46.67	23.33	23.00	26.67	26.00	6.67	28.90	28.38	10.67	70.00	13.44	24.00	26.25
Jogging Suit(sport tuta)	No	153.33	95.00	73.33	-	57.67	-	110.00	89.00	65.00	156.67	65.00	61.67	92.67
Khaki Jacket	No	103.33	141.67	120.00	-	-	-	104.27	131.33	-	-	83.33	96.67	110.62
Geldem	No	36.67	32.33	16.00	-	25.00	-	-	23.67	-	-	14.67	14.17	23.03

Table 2 Group 10 :- (Cont'd) Average Retail Price of Goods and Services by Region and Selected Market Places

June 2002
Sene 1994

ITEM	UNIT	R E G I O N A N D M A R K E T P L A C E S												
		A D D I S A B A B A											ADDIS ABABA AVERAGE	
		Merkato	Kera	Zenebe work	Gergi	Sarise	Kotebe	Ferensay	Shola (yeka)	Asko	Addisu- Gebeya	Efoyita Gebeya		Akaki
P R I C E I N B I R R														
READY-MADE / FOR CHILDREN														
Sweater (Local) for Boys.....	No	26.00	23.33	18.67	-	39.00	-	31.67	40.30	35.00	-	16.33	22.00	26.23
Socks (Imported) Cotton.....	Pair	9.67	8.67	3.00	10.00	3.83	5.00	3.57	9.33	3.00	7.33	3.00	-	6.04
Jeans Trouser.....	No	78.33	71.67	-	68.33	-	-	-	9.33	3.00	7.33	3.00	-	6.04
Shirt Long Sleeved(Imported)Boys. No		33.33	-	20.00	-	19.00	-	16.05	24.67	65.00	75.00	53.33	-	68.71
Sweater (England) for Girls.....	No	-	-	-	-	-	-	-	-	-	41.67	21.33	19.33	25.00
Short for Boys.....	No	-	7.33	-	-	-	-	-	-	-	6.00	-	-	6.00
Kemise(for children)	No	-	-	37.00	16.67	40.00	-	-	-	-	-	5.00	-	6.40
												36.67	-	31.91
FOOTWEAR (MEN AND WOMEN)														
Abessa Leather Shoes Men(Local)Pair		-	82.33	70.00	-	120.00	-	69.20	69.18	86.00	133.33	120.00	70.35	90.66
Leather Shoes Men (Croft).....	Pair	256.67	-	125.00	138.33	86.67	-	81.67	115.00	-	216.67	130.00	84.33	138.25
Walking Shoes(imp.) Non-Leather Pair		-	-	71.67	65.00	60.00	-	87.00	76.67	-	216.67	68.33	-	92.19
Canvas Shoes (Local) Men.....	Pair	21.33	-	-	-	26.00	-	-	21.67	-	15.50	15.00	-	19.25
Canvas Shoes (China) Men.....	Pair	24.33	20.33	24.67	-	21.33	-	20.67	18.67	25.00	19.33	22.33	25.33	22.20
Plastic Shoes (Local) Women....	Pair	9.00	7.67	7.67	7.33	8.33	8.17	7.00	8.17	8.83	8.00	8.00	8.00	8.01
Slippers Sponge Adult (China)..	Pair	8.00	6.33	6.00	6.00	8.00	7.00	-	8.00	6.00	8.00	6.67	7.00	7.00
Boots for Men Plastic (Local)..	Pair	39.33	14.33	39.00	-	39.00	-	-	50.67	-	45.00	48.33	40.67	39.05
Sendel Plastic Shoes (imp.)....	Pair	13.00	12.33	9.33	-	11.67	-	10.67	12.33	-	10.33	12.67	9.00	11.44
Cost of Mending Shoes sole(Men).Pair		25.00	20.00	25.00	33.33	24.00	21.67	22.33	26.67	30.00	30.00	36.00	23.67	26.47

Table 2 Group 10 :-(Cont'd) Average Retail Price of Goods and Services by Region and Selected Market Places

June 2002
Sene 1994

ITEM	UNIT	R E G I O N A N D M A R K E T P L A C E S											ADDIS ABABA AVERAGE	
		A D D I S A B A B A												
		Merkato	Kera	Zenebe work	Gergi	Sarise	Kotebe	Ferensay	Shola (yeka)	Asko	Addisu- Gebeya	Efoyita Gebeya		Akaki
P R I C E I N B I R R														
CONSTRUCTION MATERIALS, WATER, AND FUEL AND POWER														
CONSTRUCTION MATERIALS														
Cement/Bag/(Local).....	50Kg	32.33	-	30.33	-	30.00	33.00	33.67	32.67	33.67	31.33	30.00	-	31.89
Lime.....	Kg	-	-	-	1.21	-	-	-	-	-	-	-	-	1.21
Nail (7cm - 12cm).....	Kg	7.00	8.33	7.83	7.00	6.67	7.83	7.67	8.00	7.17	7.83	8.00	7.00	7.55
Nail With Cape.....	Kg	9.33	11.00	9.83	9.67	8.83	9.83	10.33	10.00	9.17	10.00	10.00	10.00	9.83
Corrugated Iron Sheet (.2mm).....	No	31.50	24.67	41.00	43.00	31.50	24.67	-	-	22.67	32.00	23.67	35.83	30.54
Wood for House Construction('Atana')..	No	3.08	3.33	5.00	3.33	3.83	4.83	4.83	3.67	3.50	3.83	3.33	4.50	3.92
Wall Paints-Super (Fluid) Normal.....	4Kg	58.00	59.00	61.50	59.33	58.67	60.00	58.33	60.00	56.67	58.33	57.00	59.00	58.74
Wall Paints-Super (Fluid) Plastic.....	4Kg	89.00	90.00	92.00	89.33	89.33	90.00	-	90.00	87.33	87.67	87.33	90.00	89.16
Coarse Aggregate Gravel.....	Meter Cube	183.54	163.27	228.96	282.38	138.32	164.00	208.37	122.11	167.80	220.17	200.60	-	190.03
Hollow Concrete Block(20x20x40 cm Cube)No		1.90	2.00	2.00	1.97	2.07	-	2.18	2.37	2.07	1.92	1.93	-	2.04
Bricks (25cm x 12cm x 6cm).....	No	.90	-	-	-	.97	1.00	-	1.05	.85	.95	.97	-	.95
Floor Board 4m Length.....	No	36.33	57.00	-	-	60.00	43.33	-	-	30.00	46.00	-	-	43.50
Iron Pipe 6mt. (1/2 inch Wide) Local..	No	68.00	58.00	-	65.00	-	-	-	64.33	63.33	-	-	63.17	63.97
Chipwood (125cm x 250cm x 8mm).....	No	-	-	-	-	83.50	-	-	-	-	-	82.67	-	83.00
Sand.....	Meter Cube	156.26	134.11	147.19	-	106.57	136.66	161.49	127.13	113.38	137.73	118.88	-	133.05
Gutter N° 32.....	Meter	-	-	12.50	14.67	16.00	14.00	-	14.00	13.67	11.33	14.00	16.00	13.73
Window Glass (50cm x 50cm x 3mm).....	No	13.00	16.50	-	-	12.08	14.67	-	15.00	-	11.33	28.33	-	15.86
Water Tanker (1meter cube).....	No	-	-	725.00	-	-	-	-	750.00	-	-	983.33	-	858.33
Stone for House Construction..	Meter Cube	-	-	-	15.00	27.14	-	-	-	-	-	42.86	-	27.86
Mega Paints.....	4Kg	56.00	43.33	-	58.00	59.33	-	60.00	59.00	57.00	57.33	57.33	-	55.87
Tseday Paints.....	4Kg	-	-	-	-	59.33	-	-	-	-	57.00	-	-	58.40
"Yewellel Nitaf"(Tile).....	No	-	-	-	-	1.82	-	-	-	-	-	-	-	1.82
WATER														
Water.....	Meter Cube	3.50	3.50	3.50	3.50	4.33	-	4.17	3.50	4.17	4.17	5.00	3.50	3.82

Table 2 Group 10 :-(Cont'd) Average Retail Price of Goods and Services by Region and Selected Market Places

June 2002
Sene 1994

ITEM	UNIT	R E G I O N A N D M A R K E T P L A C E S												ADDIS ASABA AVERAGE
		A D D I S A B A B A												
		Merkato	Kera	Zenebe work	Gergi	Sarise	Kotebe	Ferensay	Shola (yeka)	Asko	Addisu- Gebeya	Efoyita Gebeya	Akaki	
P R I C E I N B I R R														
FUEL AND POWER														
Fire Wood.....	Meter Cube	102.65	41.32	80.60	42.06	144.86	-	120.17	143.10	-	-	91.18	64.33	96.30
Charcoal.....	Kg	1.13	1.47	1.19	-	1.54	-	1.42	2.14	1.47	1.91	1.47	.92	1.47
Dung Cake.....	Kg	-	.83	.58	.34	.49	.70	.29	.41	.27	.44	.79	.25	.49
Kerosine.....	Lt	2.00	2.00	2.00	2.00	2.00	2.00	2.00	2.00	2.00	2.00	2.00	2.00	2.00
Diesel.....	Lt	2.62	2.62	2.62	2.62	2.62	2.62	2.62	2.62	2.62	2.62	2.62	2.62	2.62
Electric.....	K.Watt	.40	.40	.40	.40	.40	.40	.40	.40	.40	.40	.40	.40	.40
Matches.....	Box	.20	.20	.20	.18	.20	.20	.20	.20	.20	.20	.20	.20	.20
Candles.....	No	.75	.75	1.00	.75	.75	.75	.75	.75	.75	.75	.72	.75	.77
Buthane Gas (Shell).....	12.5 Kg	-	-	-	170.00	111.00	125.00	-	-	-	-	120.33	-	125.38
Eveready Drycell.....	No	1.75	-	1.75	1.80	1.75	1.71	1.75	2.00	1.96	1.88	3.83	1.83	2.00
FURNITURE, FURNISHING, HOUSEHOLD EQUIPMENT AND OPERATION														
CHAIRS, TABLES, ETC.														
Table Wanza (Machine made) Varnished..	No	186.67	-	-	313.33	-	-	-	-	-	333.33	-	173.33	251.67
Table Wanza (Hand made) Not Varnished..	No	80.00	-	-	-	-	-	-	-	-	-	-	-	80.00
Chairs Wanza (Machine Made) Varnished..	No	-	-	90.00	68.33	114.24	80.00	-	116.67	-	-	-	-	95.98
Chairs Wanza (Hand Made) Varnished....	No	31.67	-	-	-	-	-	-	-	-	-	-	-	34.17
Cupboard Wanza (2 doors) Varnished....	No	1033.33	666.67	916.67	816.67	1266.44	900.00	1198.49	1283.33	1116.67	1216.67	1016.67	-	1043.21
Double Bed Wanza (120cm) Varnished....	No	576.67	276.67	-	450.00	-	450.00	-	650.00	440.00	-	600.00	356.67	477.27
Sofas (Complete).....	No	2933.33	1566.67	-	1000.00	-	2000.00	3236.03	3766.67	1216.67	2650.00	3333.33	1800.00	2450.88
Book Shelves Wanza (3 Shelves) no Door	No	340.00	-	-	240.00	-	350.00	-	-	-	-	-	-	308.33
Chest of Drawer	No	683.33	-	700.00	360.00	830.34	450.00	-	643.33	475.00	516.67	466.67	-	593.09
FURNISHINGS & REPAIRS														
Bed Sheet (Non-Patterned Bahir Dar)														
1.90m x 2.50m.....	Pair	46.33	41.67	55.00	-	51.45	-	-	51.75	-	-	43.33	-	47.58

Table 2 Group 10 :- (Cont'd) Average Retail Price of Goods and Services by Region and Selected Market Places

 June 2002
 Sene 1994

ITEM	UNIT	R E G I O N A N D M A R K E T P L A C E S												ADDIS ABABA AVERAGE
		A D D I S A B A B A												
		Merkato	Kera	Zenebe work	Gergi	Sarise	Kotebe	Ferensay	Shola (yeka)	Asko	Addisu- Gebeya	Efoyita Gebeya	Akaki	
P R I C E I N B I R R														
Bed Sheet(Patterned Kombolcha) 1.90m x 2.50m.....	Pair	84.33	82.33	72.55	-	84.88	-	-	-	83.00	-	67.67	84.98	79.43
Bed Cover(Patterned Kombolcha).....	No	-	-	-	-	69.20	-	-	-	-	-	-	67.80	68.50
Blanket Woolen(Debre B.)160cm x 220cm.	No	77.00	72.33	-	-	81.40	-	83.85	83.25	-	83.85	78.67	79.62	78.88
Mattress-Sponge (A.A Foam) 120cm.....	No	308.33	367.00	349.65	-	390.90	-	390.90	391.15	-	390.90	-	390.90	362.50
Towel-Local (Kombolcha).....	No	15.67	11.33	15.00	-	14.15	-	11.87	15.18	-	14.15	11.67	17.20	13.73
EARTHEN WARE														
Water Pot.....	No	7.33	6.00	6.00	3.00	10.67	-	11.75	9.67	4.50	2.17	-	-	7.11
'Jebena' Medium Size.....	No	2.50	2.83	3.00	3.33	2.17	2.00	2.17	2.00	2.00	2.00	12.00	2.42	3.20
'Mitad' (Griddle of Clay).....	No	8.67	8.67	12.00	6.00	11.00	6.67	10.33	10.67	11.67	9.67	11.33	10.00	9.72
Local Stove '(Lakech).....	No	8.00	4.58	6.00	5.00	7.33	4.67	22.33	5.17	7.83	17.00	8.83	4.67	7.95
Cup for Coffee (China).....	No	1.00	1.08	1.00	1.37	1.33	1.12	1.50	1.25	1.40	1.25	1.25	1.25	1.23
Plate Clay (imported).....	No	6.67	3.50	4.00	4.00	4.00	3.00	3.92	5.67	3.00	3.33	3.00	3.00	3.92
STRAW, BAMBOO AND OTHERS														
'Sefed'.....	No	5.33	5.50	6.17	-	5.17	5.50	5.33	5.67	7.00	6.00	-	7.50	5.93
Sack 100Kg Capacity.....	No	8.33	3.17	-	-	-	-	-	-	-	-	-	5.50	5.71
METAL WARE														
Cooking Pan Medium (Local).....	No	29.33	28.67	35.00	24.67	26.00	40.33	27.67	24.33	24.00	23.67	36.00	25.33	28.75
Tray (Nickel) Medium N° 45 Local.....	No	-	-	-	-	-	-	-	-	-	14.75	14.67	-	14.70
Electric 'Mitad' Aluminium.....	No	393.33	-	350.08	-	400.00	-	280.00	366.67	350.00	390.00	425.00	-	374.51
Gas Stove (Kerosine) China.....	No	37.00	37.33	38.67	38.33	38.33	38.67	41.00	37.67	39.67	38.83	38.00	37.00	38.38
Refregrator.....	No	3266.67	-	2279.00	-	-	-	-	2486.33	-	3525.00	2000.00	-	2858.80

Table 2 Group 10 :-(Cont'd) Average Retail Price of Goods and Services by Region and Selected Market Places

June
Sene 2002
1994

ITEM	UNIT	R E G I O N A N D M A R K E T P L A C E S												ADDIS ABABA AVERAGE
		A D D I S A B A B A												
		Merkato	Kera	Zenebe work	Gergi	Sarise	Kotebe	Ferensay	Shola (yeka)	Asko	Addisu- Gebeya	Efoyita Gebeya	Akaki	
P R I C E I N B I R R														
PLASTIC WARE (LOCAL MADE)														
Jerrycan (20 Litres).....	No	23.33	20.33	30.00	-	-	25.33	-	23.33	-	-	27.00	-	24.59
Bucket (20 Litres).....	No	16.00	16.00	16.00	16.33	15.33	14.83	16.17	16.00	15.67	16.50	16.00	15.17	15.83
GLASS WARE														
Glass for Tea (Duralax).....	No	2.92	3.00	2.00	3.00	2.92	2.92	2.42	2.83	3.00	2.83	2.75	2.75	2.78
OTHER HOUSEHOLD EQUIPMENT														
Kerosine Lamp.....	No	22.67	15.50	-	-	20.50	-	-	21.67	-	-	21.00	20.00	20.10
'Kuraz' Small Local Kerosine Lamp.....	No	2.00	1.50	1.00	-	1.00	-	1.50	2.00	1.00	1.63	.83	1.17	1.35
Flash Light.....	No	7.00	4.83	6.00	-	7.50	6.00	6.33	6.17	7.17	7.25	6.67	6.33	6.48
Electric Bulb Philips(40/60 Watt).....	No	2.50	2.15	2.00	2.00	2.00	-	2.00	2.00	2.00	2.00	2.50	2.00	2.10
HOUSEHOLD OPERATION														
Hard Soap (Local).....	200gm	2.00	2.00	2.00	2.00	1.97	-	-	2.00	2.00	2.00	2.00	2.00	2.00
Hard Soap (Imported).....	200gm	2.07	2.31	-	2.00	2.00	-	2.48	1.97	1.89	2.00	2.04	2.04	2.08
Detergent (Omo).....	50gm	-	-	1.25	1.25	1.20	-	1.41	1.20	1.41	-	-	1.04	1.25
Incense.....	Kg	21.33	5.25	6.17	6.33	20.67	6.00	8.33	17.33	8.00	9.00	8.00	10.75	10.69
Sandal Wood.....	No	.32	.20	.28	.20	.23	.25	.25	.20	.30	.25	.35	.25	.26
Toilet Paper (Mamko).....	Roll	3.00	2.75	3.00	3.00	2.97	2.97	3.00	2.93	3.00	3.00	3.00	2.92	2.96
DRY CLEANING														
Dry Cleaning (Suit Men).....	No	15.33	12.67	15.33	16.00	15.00	14.00	15.50	15.67	12.00	14.67	15.33	14.50	14.73

Table 2 Group 10 :-(Cont'd) Average Retail Price of Goods and Services by Region and Selected Market Places

June
Sene 2002
1994

ITEM	UNIT	R E G I O N A N D M A R K E T P L A C E S											ADDIS ABABA AVERAGE	
		A D D I S A B A B A												
		Merkato	Kera	Zenebe work	Gergi	Sarise	Kotebe	Ferensay	Shola (yeka)	Asko	Addisu- Gebeya	Efoyita Gebeya		Akaki
P R I C E I N B I R R														
DOMESTIC SERVICE														
Maid Servant.....	Month	56.67	35.00	56.67	60.00	46.67	53.33	48.33	53.33	50.00	56.67	80.00	41.67	53.19
Unskilled Service (Daily Laborer)....	Day	7.00	5.67	7.00	7.00	7.33	5.67	7.00	7.00	6.00	-	6.67	5.67	6.53
Salary for Guard	Month	63.33	76.67	66.67	90.00	-	73.33	63.33	50.00	90.00	75.00	-	-	71.92
MEDICAL CARE														
Ampicillin(250 mg) Local.....	56 Caps	16.80	17.73	16.00	19.88	17.92	16.80	21.00	-	21.00	14.00	28.00	14.00	19.24
Dichlorophine(500 mg) Local.....	6 Pills	1.65	-	1.63	1.00	-	-	-	1.40	-	-	-	-	1.49
Tetracycline(250mg) Local.....	56 Caps	8.59	8.49	7.00	6.72	9.94	14.84	8.40	9.99	10.27	6.16	7.47	6.86	8.47
Penicillin Injection(4 Mu. Local). Bottle		3.73	4.33	3.92	3.75	3.67	3.70	3.83	4.45	4.17	3.67	3.83	3.70	3.93
Chloramphenicol(250mg) Local.....	56 Caps	12.60	11.29	12.60	10.92	12.32	10.64	11.95	11.57	14.00	11.39	11.57	10.64	11.95
Dipron(500mg) Local.....	20 Pills	2.00	-	1.34	1.00	-	-	-	1.83	-	-	-	-	1.59
Cough Syrup (Berantine) Local.....	125cc	7.50	-	18.20	8.28	6.00	7.50	-	7.42	-	-	-	-	9.95
Bactrim(480mg) Local.....	30 Pills	5.00	-	-	-	-	-	-	-	6.00	3.75	-	-	4.92
Vermox(100mg) Local.....	12 Pills	-	-	-	-	-	-	-	-	-	-	-	-	-
Mezel(250mg) Local.....	30 Caps	4.50	4.15	3.50	3.30	3.75	3.30	4.75	4.10	5.00	3.40	3.00	3.00	3.89
Asprin (300 mg) Local.....	20 Pills	1.50	1.67	1.89	1.00	1.63	1.30	1.83	1.67	2.00	1.33	1.19	.75	1.53
OTHER MEDICAL EXPENSES														
Doctor's Fee (Government).....	per visit	5.00	1.00	5.00	-	-	-	2.50	3.75	5.00	5.00	5.00	1.00	3.38
Doctor's Fee (Private).....	per visit	8.33	15.00	10.00	10.00	8.33	5.00	10.00	15.00	6.67	8.33	11.67	4.67	9.26
Injection (Service Charge).....	Once	2.00	2.00	2.00	1.67	1.33	1.00	1.67	2.00	1.50	1.17	1.67	1.00	1.57
Labratory Test Fee (Private).....	Once	5.00	6.00	5.00	4.67	3.67	3.33	4.00	5.33	4.33	4.33	4.00	3.33	4.35
Bed Charge (gov.).....	per day	2.20	-	-	-	-	-	2.30	2.50	8.50	8.00	3.00	-	3.91

Table 2 Group 10 :- (Cont'd) Average Retail Price of Goods and Services by Region and Selected Market Places

June 2002
Sene 1994

ITEM	UNIT	R E G I O N A N D M A R K E T P L A C E S											ADDIS ABABA AVERAGE	
		A D D I S A B A B A												
		Merkato	Kera	Zenebe work	Gergi	Sarise	Kotebe	Ferensay	Shola (yeka)	Asko	Addisu- Gebeya	Efoyita Gebeya		Akaki
P R I C E I N B I R R														
TRANSPORT AND COMMUNICATION														
TRANSPORT														
Benzene.....	Lt	4.30	4.30	4.30	4.30	4.30	4.30	4.30	4.30	4.30	4.30	4.30	4.30	4.30
Motor Oil (Mobil).....	Lt	18.95	18.76	18.75	19.20	19.75	19.75	19.07	18.83	19.48	19.20	19.72	19.75	19.25
Car Washing and Greasing.....	No	23.33	21.00	25.67	26.67	25.00	22.50	26.00	24.33	20.00	25.00	22.50	21.00	23.87
Bus Fare (per km).....	Tarif	-	3.50	-	-	-	-	-	-	-	-	.11	-	1.24
Bus Fare (within Town)	Trip	.32	.28	.28	.25	.30	.37	.22	.30	.25	.22	.22	.75	.31
Taxi Fare	Trip	.55	.55	.55	.55	.55	.55	.55	.55	.55	.55	.55	.55	.55
Air Plane (To Addis Ababa)	Trip	-	-	-	-	-	-	-	-	-	-	-	-	-
Animal Transport fare.....	Trip	-	-	-	-	-	-	-	-	-	-	-	-	-
Cart Fare.....	Trip	-	-	-	-	-	-	-	-	-	-	-	.50	.50
Train Fare	Trip	-	40.00	-	-	-	-	-	-	-	-	-	39.00	39.50
Service Charge (Motor oil change)...	Once	-	-	-	-	-	-	-	-	-	-	-	-	-
COMMUNICATION														
Telephone Charge (with town).....	Period	.20	.20	.20	.20	.20	.20	.20	.20	.20	.20	.20	.60	.21
Telephone Charge to Addis Ababa.....	Period	-	-	-	-	-	-	-	-	-	-	-	-	-
Telephone Line Installation Charge..	Once	355.75	347.00	355.75	355.75	355.75	-	-	355.75	350.00	-	355.75	355.75	354.30
ENTERTAINMENT AND EDUCATION														
EQUIPMENT AND ACCESSORIES														
T.V. Set Philips 21 inch(Colored).....	No	3200.00	-	3600.00	-	-	-	-	3793.00	-	3850.00	-	-	3612.90
Cassette Recorder Original(Local Music)No	No	12.00	12.33	13.00	13.00	12.00	12.00	12.67	13.00	11.33	13.00	12.00	12.00	12.36
Radio Set Philips 3 Band.....	No	160.00	-	-	-	-	-	-	151.67	-	93.00	-	-	140.13
Tape Recorder National (2 Speaker)....	No	226.67	-	475.00	-	-	-	-	459.67	-	503.33	-	-	404.40
Expense for Photograph(Passport size)4Pho	No	5.00	3.50	5.00	3.33	5.00	3.00	5.33	4.00	5.67	4.33	5.00	2.83	4.33

Table 2 Group 10 :- (Cont'd) Average Retail Price of Goods and Services by Region and Selected Market Places

June 2002
Sene 1994

ITEM	UNIT	R E G I O N A N D M A R K E T P L A C E S											ADDIS ABABA AVERAGE	
		A D D I S A B A B A												
		Merkato	Kera	Zenebe work	Gergi	Sarise	Kotebe	Ferensay	Shola (yeka)	Asko	Addisu- Gebeya	Efoyita Gebeya		Akaki
P R I C E I N B I R R														
Newspaper (Addis Zemen)..... No	.50	-	-	-	-	-	-	-	-	-	-	-	-	-
Theater Enterance Fee Once	-	-	-	-	-	-	.67	-	-	.50	-	-	-	.60
								10.00	-	10.00	-	-	-	10.00
EDUCATION														
Exercise Book (50 Leaves) Local..... No	1.97	1.50	1.75	1.85	1.80	1.78	1.78	1.72	2.00	1.92	2.05	1.95	1.84	
Pencil (China)..... No	.25	.25	.25	.23	.25	.25	.25	.22	.25	.30	.25	.25	.25	
Ball Point-Bic England..... No	1.10	1.00	1.00	1.00	1.00	1.00	1.00	1.07	1.10	1.12	1.10	1.00	1.04	
Day School Fee-Public(Grade 7 & 8)..Month	13.25	12.45	17.00	-	17.67	-	18.00	17.50	13.50	16.00	15.83	12.50	15.47	
Day School Fee-Private(Grade 9-12)..Month	144.90	-	-	18.85	-	-	-	-	-	160.40	99.33	79.00	100.50	
Night School Fee-Government(Gr.9-12)Month	28.60	18.85	21.00	-	18.80	18.80	20.60	18.80	20.25	20.75	20.76	-	20.60	
School Uniform Fee No	10.00	-	-	58.00	-	-	-	34.67	-	51.67	49.00	-	40.33	
Night School Fee-Private(Grade9-12)..Month	-	-	-	-	-	-	-	-	-	-	21.00	-	21.00	
PERSONAL CARE AND EFFECTS														
PERSONAL CARE														
Lux Toilet Soap..... 90gm	2.06	3.60	2.25	2.06	2.18	1.69	1.97	1.97	2.25	2.06	2.16	2.25	2.21	
Blade-TOPAZ..... No	.30	.22	.25	.25	.25	.25	.23	.25	.25	.23	.23	.25	.25	
Hair Dressing (Traditional)..... No	-	7.00	-	-	-	-	-	-	-	4.67	4.67	2.50	4.25	
Hair Dressing (Modern)..... No	7.33	6.67	8.00	11.00	7.33	6.33	6.67	9.50	7.00	6.67	8.33	7.00	7.50	
Barbery (Mens Hair Cut)..... No	7.00	4.00	5.00	5.00	3.67	3.00	2.33	4.33	3.00	6.00	3.00	2.00	4.03	
Paraffin Hair Oil..... 330cc	7.50	7.50	7.50	7.50	7.42	7.00	7.50	7.25	7.50	7.50	7.42	7.50	7.42	
Zenith Hair Oil..... 330cc	7.50	44.00	7.50	8.08	6.95	7.42	7.33	7.83	7.17	7.50	7.50	7.08	10.49	
Shaving Machine (medium) No	-	-	-	-	-	-	-	-	-	-	49.00	-	49.00	
Perfume CC	38.33	52.38	21.67	24.00	24.50	-	23.67	21.67	27.67	31.67	20.67	-	28.76	
PERSONAL EFFECTS														
Umbrella-Men Medium (Local)..... No	-	30.00	-	-	-	-	-	42.90	25.33	34.00	27.00	-	30.08	

Table 2 Group 10 :-(Cont'd) Average Retail Price of Goods and Services by Region and Selected Market Places

June 2002
Sene 1994

ITEM	UNIT	R E G I O N A N D M A R K E T P L A C E S												ADDIS ABABA AVERAGE
		A D D I S A B A B A												
		Merkato	Kera	Zenebe work	Gergi	Sarise	Kotebe	Ferensay	Shola (yeka)	Asko	Addisu- Gebeya	Efoyita Gebeya	Akaki	
P R I C E I N B I R R														
Umbrella-Women Medium (Imported).....	No	25.00	42.33	18.00	21.00	20.67	20.67	20.67	20.67	21.00	22.00	18.67	20.33	22.58
Hand Bag (Imported Synthetic).....	No	83.33	-	123.33	-	-	-	-	-	118.33	-	126.67	110.00	111.56
Belt (Local) Machine Made.....	No	35.00	11.33	-	-	10.00	-	-	-	11.33	-	33.33	11.33	18.38
Belt (Local) Hand Made.....	No	5.00	7.00	6.00	9.67	-	-	6.33	4.50	-	-	5.00	3.75	6.07
JEWELLERY														
Seiko-21 Jewels Automatic (Men).....	No	266.67	-	-	-	-	-	-	-	-	-	-	-	266.67
Seiko-21 Jewels Automatic (Women).....	No	-	-	-	-	-	-	-	-	-	-	-	-	-
Earrings (4gm 18 carat Local).....	Pair	320.00	280.00	-	320.00	340.00	-	340.00	306.67	300.00	340.00	340.00	306.67	319.17
Neck Laces (6gm 21 carat Imported)....	No	570.00	510.00	-	570.00	600.00	-	600.00	600.00	540.00	600.00	-	570.00	574.29
Rings (4gm 18 carat Local).....	No	320.00	280.00	-	320.00	340.00	-	340.00	306.67	300.00	340.00	340.00	306.67	319.23
Bracelet 20gm (18 carat Local).....	No	1600.00	1400.00	-	1600.00	1700.00	-	-	1533.33	-	1700.00	-	-	1588.89
LIVESTOCK AND DRAUGHT ANIMALS														
LIVESTOCK														
Sheep (10-15Kg).....	No	136.67	133.33	153.33	126.67	176.67	81.67	128.33	115.00	108.33	-	143.33	163.33	133.91
Goat (10-15Kg).....	No	-	76.67	133.33	-	126.67	-	153.33	-	76.26	143.33	91.67	150.00	117.20
Heifer (2-4 Years).....	No	-	256.67	-	-	-	583.33	-	-	-	483.33	-	386.67	427.50
Cow (4 Years and Above).....	No	-	513.33	-	-	-	980.00	-	-	-	-	-	576.67	690.00
Bull (2-4 Years).....	No	-	616.67	-	-	-	693.33	-	-	-	433.33	-	460.00	550.83
Ox (4 Years and Above).....	No	-	1300.00	-	-	-	726.67	-	-	-	1183.33	-	1223.33	1108.33
Hen (Indigenous).....	No	9.67	7.67	8.33	11.00	7.67	5.67	10.67	7.67	8.50	9.67	9.67	7.17	8.61
Cock (Indigenous).....	No	12.33	12.67	15.67	12.33	12.00	12.33	13.67	12.67	13.00	12.67	15.67	14.50	13.29
DRAUGHT ANIMALS														
Donkey.....	No	-	-	-	-	-	-	246.67	-	-	-	-	-	246.67
Horse.....	No	-	-	-	-	-	-	-	-	-	-	-	-	-

Table 2 Group 10 :- (Cont'd) Average Retail Price of Goods and Services by Region and Selected Market Places

June 2002
Sene 1994

ITEM	UNIT	R E G I O N A N D M A R K E T P L A C E S												ADDIS ABABA AVERAGE
		A D D I S A B A B A												
		Merkato	Kera	Zenebe work	Gergi	Sarise	Kotebe	Ferensay	Shola (yeka)	Asko	Addisu- Gebeya	Efoyita Gebeya	Akaki	
P R I C E I N B I R R														
Mule.....	No	-	-	-	-	-	-	-	-	-	-	-	-	-
FARM EQUIPMENT (INDUSTRIAL PRODUCT)														
Sickel.....	No	16.00	-	12.33	10.00	-	9.67	-	10.00	-	16.67	10.00	16.67	13.05
Pick Axe ('Doma').....	No	19.33	-	18.00	19.33	19.00	-	-	20.00	18.00	22.67	19.67	20.00	19.74
'Gejera'.....	No	-	-	-	15.00	-	-	-	-	-	16.00	20.00	-	16.60
FARM EQUIPMENT (HAND MADE)														
'Mofer'.....	No	-	-	-	-	-	-	-	-	-	-	-	7.67	7.67
'Kember'.....	No	-	-	-	-	-	-	-	-	-	-	-	-	-
'Digr'.....	No	-	-	-	-	-	-	-	-	-	-	-	5.17	5.17
Plough.....	No	11.67	-	-	-	-	-	-	-	-	-	-	10.00	10.83
Sickel.....	No	4.67	4.50	-	-	-	-	-	-	-	-	-	-	4.58
'Wegel'.....	No	3.17	-	-	-	-	-	-	-	-	-	-	3.17	3.17
'Erfe'.....	No	-	-	-	-	-	-	-	-	-	-	-	-	-
MISCELLANEOUS GOODS AND SERVICES														
Coffin (Medium Quality).....	No	216.67	113.33	156.67	160.00	160.00	66.67	68.33	226.67	-	225.00	160.00	123.33	149.14
Charge for Money order	Once	2.65	2.73	2.65	2.65	2.69	-	2.73	2.65	2.65	2.65	3.87	2.73	2.81
Charge for Visa (for person).....	No	65.00	-	-	-	-	-	-	-	-	-	-	-	65.00

Group 11

Market Places

(Gambela, Shebo Kiro, Akashi, Harari Town, Dire
Dawa, Melka Jebdu,)

Table 1 Group 11 :- Average Retail Price of Goods and Services by Region and Selected Market Places

May 2002
Ginbot 1994

ITEM	UNIT	R E G I O N A N D M A R K E T P L A C E S							COUNTRY LEVEL AVERAGE	
		G A M B E L L A			GAMBELLA AVERAGE	HARARI TOWN	D I R E D A W A			DIREDAWA AVERAGE
		Gambella	Shebo-kire	Akashi			Dire Dawa	Melka-Jebdu		
P R I C E I N B I R R										
CEREALS UNMILLED										
'Teff' White	Kg	2.77	-	2.12	2.44	2.43	2.47	2.50	2.50	1.85
'Teff' Mixed.....	Kg	1.57	-	1.62	1.59	2.00	2.00	1.90	2.06	1.55
'Teff' Black (Red).....	Kg	1.30	-	1.40	1.35	1.57	1.63	1.60	1.63	1.29
Wheat White.....	Kg	1.07	1.10	1.50	1.22	1.50	1.63	1.50	1.62	1.30
Wheat Mixed.....	Kg	-	-	-	-	-	-	-	-	1.15
Wheat Black.....	Kg	.97	1.00	1.25	1.07	1.40	-	-	-	1.17
Barley White.....	Kg	2.00	-	1.50	1.75	1.53	1.63	1.60	1.66	1.35
Barley Mixed.....	Kg	-	-	1.50	1.50	-	1.23	-	1.23	1.10
Barley Black.....	Kg	-	-	1.40	1.40	-	1.28	-	1.29	1.16
Barley for Beer.....	Kg	-	-	-	-	-	1.70	-	1.70	1.35
Maize.....	Kg	.80	.92	.40	.71	1.00	1.00	1.00	1.00	.74
Durrah.....	Kg	-	-	-	-	1.20	-	-	-	.90
Sorghum Yellow.....	Kg	-	-	.81	.81	1.40	1.40	1.50	1.46	1.17
Sorghum White.....	Kg	1.00	-	.47	.74	1.50	1.50	1.50	1.54	.96
Sorghum Red.....	Kg	-	1.00	.48	.74	1.10	1.25	1.00	1.20	.85
African Millet.....	Kg	-	1.28	1.05	1.16	-	-	-	-	1.07
Rice.....	Kg	6.00	6.00	-	6.00	3.50	3.75	4.00	3.81	4.72
Oats.....	Kg	-	-	-	-	-	-	-	-	1.89
Hulled Barley.....	Kg	-	-	-	-	3.00	3.50	-	3.50	2.15
CEREALS MILLED										
'Teff' White.....	Kg	-	-	-	-	-	-	-	-	2.51
'Teff' Mixed.....	Kg	-	-	-	-	-	-	-	-	2.16
'Teff' Black (Red).....	Kg	-	-	-	-	-	2.17	-	2.17	1.86
Wheat White.....	Kg	-	-	-	-	-	2.38	-	2.38	1.86
Wheat Mixed.....	Kg	-	-	-	-	-	-	-	-	1.58
Barley White.....	Kg	-	-	-	-	-	-	-	-	3.98

Table 1 Group 11 :- (Cont'd) Average Retail Price of Goods and Services by Region and Selected Market Places

May 2002
Ginbot 1994

ITEM	UNIT	R E G I O N A N D M A R K E T P L A C E S							COUNTRY LEVEL AVERAGE	
		G A M B E L L A			GAMBELLA AVERAGE	HARARI TOWN	D I R E D A W A			DIREDAWA AVERAGE
		Gambella	Shebo- kire	Akashi			Dire Dawa	Melka- Jebdu		
P R I C E I N B I R R										
Barley Mixed.....	Kg	-	-	-	-	-	-	-	-	2.66
Maize.....	Kg	.76	-	-	.76	-	1.95	-	1.95	1.17
Oats.....	Kg	-	-	-	-	-	-	-	-	4.81
Sorghum.....	Kg	-	-	-	-	-	1.92	-	1.92	1.53
Durrah.....	Kg	-	-	-	-	-	-	-	-	.86
'Furno Duket' Locally Processed..	Kg	4.00	4.33	2.50	3.61	3.00	3.08	3.33	3.19	2.89
PULSES UNMILLED										
Horse Beans.....	Kg	2.00	2.83	1.50	2.11	1.58	1.53	2.54	1.81	1.32
Peas White.....	Kg	-	-	1.50	1.50	-	-	-	-	1.79
Peas Black.....	Kg	-	2.00	1.58	1.79	-	-	-	-	1.50
Peas Mixed.....	Kg	2.00	-	-	2.00	1.75	1.75	2.00	1.79	1.51
Soya Beans.....	Kg	-	-	-	-	-	-	-	-	1.56
Chick Peas.....	Kg	2.00	3.00	2.00	2.33	2.25	2.00	2.91	2.31	1.88
Lentils.....	Kg	3.00	3.00	2.42	2.81	3.00	2.50	-	2.63	2.54
Haricot Beans.....	Kg	1.41	1.09	1.04	1.18	-	2.00	1.97	1.99	1.41
Lima Beans.....	Kg	1.41	-	-	1.41	2.00	1.99	2.00	1.99	1.42
Vetch.....	Kg	-	-	1.19	1.19	1.13	1.07	1.10	1.14	.95
Fenugreek.....	Kg	4.00	8.00	3.83	5.28	4.00	4.00	5.13	4.59	4.71
PULSES MILLED OR SPLIT										
Horse Beans Milled.....	Kg	-	-	7.74	7.74	-	-	-	-	3.30
Peas Milled.....	Kg	-	5.00	-	5.00	-	-	-	-	4.19
Chick Peas Milled.....	Kg	-	-	-	-	-	-	-	-	4.31
Mixed Pulses Milled.....	Kg	4.00	-	-	4.00	-	3.29	-	3.36	3.50
Vetch Milled.....	Kg	-	-	5.29	5.29	3.50	3.20	3.86	3.35	2.86
Peas Split.....	Kg	4.00	4.50	3.00	3.83	3.00	3.50	-	3.50	3.38
Peas Split(Roasted).....	Kg	-	-	-	-	2.92	3.17	-	3.21	2.88

Table 1 Group 11 ::(Cont'd) Average Retail Price of Goods and Services by Region and Selected Market Places

May
Ginbot 2002
1994

ITEM	UNIT	R E G I O N A N D M A R K E T P L A C E S								
		G A M B E L L A			GAMBELLA AVERAGE	HARARI TOWN	D I R E D A W A		DIREDAWA AVERAGE	COUNTRY LEVEL AVERAGE
		Gambella	Shebo- kire	Akashi			Dire Dawa	Melka- Jebdu		
P R I C E I N B I R R										
Horse Beans Split(Roasted).....	Kg	-	-	-	-	-	-	-	-	2.47
Lentils Split.....	Kg	4.00	4.50	3.50	4.00	3.50	3.50	3.60	3.51	3.70
Vetch Split(Roasted).....	Kg	-	-	-	-	-	2.00	-	2.00	1.58
Chick Peas Split(Roasted).....	Kg	-	-	-	-	-	-	-	-	3.50
Fenugreek Milled.....	Kg	14.00	14.00	-	14.00	6.84	8.63	-	9.50	9.04
OIL SEEDS										
Niger Seed.....	Kg	-	-	3.17	3.17	4.00	-	-	-	3.18
Linseed White.....	Kg	-	-	-	-	7.50	6.33	-	6.33	4.54
Linseed Black.....	Kg	3.00	2.33	3.08	2.81	3.00	3.33	7.74	5.80	2.91
Sesame Seed.....	Kg	3.00	2.50	3.67	3.06	4.00	-	-	-	3.47
Sunflower.....	Kg	-	-	-	-	2.76	5.19	5.00	4.65	2.67
Castor Beans.....	Kg	-	-	-	-	2.78	4.06	3.77	5.47	2.38
Rape Seed.....	Kg	3.00	3.42	2.09	2.84	2.83	3.97	3.97	5.51	2.50
Ground Nut Shelled.....	Kg	5.00	5.67	-	5.33	3.72	4.61	-	4.58	4.40
PREPARED CEREAL PRODUCTS										
Spaghetti (Local) Without Egg....	Kg	5.00	5.67	5.00	5.22	6.00	6.00	6.00	6.00	6.46
Pastini.....	Kg	10.00	-	-	10.00	7.00	3.50	-	5.00	8.00
Macaroni (Local) Without Egg....	Kg	6.00	6.00	5.00	5.67	5.33	5.00	5.08	5.11	5.28
'Fafa' Flour.....	kg	-	-	-	-	8.00	-	-	-	7.40
'Dube' Flour.....	kg	-	-	-	-	-	-	-	-	5.19
BREAD AND OTHER PREPARED FOODS										
'Enjera' ('Teff' Mixed).....	325gm	2.45	-	.24	1.35	.53	.57	.79	.66	.60
'Dabo' (Traditional Ambasha)..	350gm	1.10	-	-	1.10	-	.59	.43	.51	.57
'Dabo' (Traditional Sheleto)..	350gm	-	.51	-	.51	.60	.64	-	.64	.55

Table 1 Group 11 :-(Cont'd) Average Retail Price of Goods and Services by Region and Selected Market Places

May 2002
Ginbot 1994

ITEM	UNIT	R E G I O N A N D M A R K E T P L A C E S								COUNTRY LEVEL AVERAGE
		G A M B E L L A			GAMBELLA AVERAGE	HARARI TOWN	D I R E D A W A		DIREDAWA AVERAGE	
		Gambella	Shebo- kire	Akashi			Dire Dawa	Melka- Jebdu		
P R I C E I N B I R R										
Bread Wheat (Bakery).....	350gm	1.46	1.10	1.57	1.38	1.17	1.36	.94	1.24	1.12
Biscuits	150gm	2.88	3.64	2.00	2.84	2.05	2.73	2.32	2.40	2.49
MEAT										
Beef	Kg	10.00	10.00	12.00	10.67	17.33	16.00	16.00	16.00	12.76
Camel Meat	Kg	-	-	-	-	10.00	12.67	10.00	12.00	9.54
FISH AND FISH PRODUCTS										
Fish Fresh.....	Kg	2.86	.61	-	1.74	-	-	-	-	4.08
Sardines (Imported).....	125gm	-	-	-	-	5.84	5.63	5.52	5.49	6.29
DIARY PRODUCTS AND EGG										
Cow Milk (Unpasteurized).....	Lt	1.00	-	2.34	1.67	2.41	4.00	2.87	3.49	2.62
Cow Milk (pasteurized).....	Lt	-	-	-	-	-	-	-	-	3.84
Camel Milk.....	Lt	-	-	-	-	-	-	-	-	2.58
Goat Milk.....	Lt	-	-	-	-	-	-	2.80	2.80	2.90
Powdered Milk (Edget).....	450gm	25.00	-	24.00	24.75	-	20.50	21.75	20.36	23.83
Yoghurt (Traditional).....	Lt	-	-	-	-	5.88	6.30	3.91	6.06	4.15
Cheese Cottage.....	Kg	-	-	3.41	3.41	-	9.33	-	9.33	4.37
Egg (Traditional).....	Dozen	6.00	4.00	4.00	4.67	4.80	4.80	4.80	4.93	3.71
OILS AND FATS										
Butter Unrefined.....	Kg	23.67	20.33	20.67	21.56	25.67	24.33	-	24.20	20.75
Cooking Oil (Imported).....	Lt	10.27	-	11.00	10.64	7.66	8.27	9.00	8.41	10.33
Cooking Oil (Local).....	Lt	-	-	7.33	7.33	7.67	-	-	-	8.18

Table 1 Group 11 :-(Cont'd) Average Retail Price of Goods and Services by Region and Selected Market Places

May
Ginbot 2002
1994

ITEM	UNIT	R E G I O N A N D M A R K E T P L A C E S								
		G A M B E L L A			GAMBELLA AVERAGE	HARARI TOWN	D I R E D A W A		DIREDAWA AVERAGE	COUNTRY LEVEL AVERAGE
		Gambella	Shebo- kire	Akashi			Dire Dawa	Melka- Jebdu		
P R I C E I N B I R R										
VEGETABLES AND FRUITS										
VEGETABLES (FRESH)										
Ethiopian Kale.....	Kg	1.24	1.36	.30	.97	.82	1.22	1.11	1.06	.73
Cabbage.....	Kg	1.30	-	.89	1.10	.86	1.11	.99	.98	1.07
Lettuce.....	Kg	-	-	-	-	-	1.25	1.77	1.54	1.75
Spinach.....	Kg	-	-	-	-	1.36	.64	-	.80	1.02
Carrot.....	Kg	2.57	-	1.48	2.02	1.08	1.32	2.43	1.84	1.75
Tomatoes.....	Kg	2.52	2.02	1.87	2.14	2.86	2.02	2.50	2.34	1.78
Onions.....	Kg	4.00	4.00	2.86	3.62	2.37	2.10	3.28	2.48	2.51
Garlics.....	Kg	10.00	8.67	7.17	8.61	8.50	13.69	-	12.74	8.14
Leaks.....	Kg	4.00	-	2.94	3.47	1.18	2.27	4.72	3.18	2.34
Pepper Green.....	Kg	5.27	3.26	1.11	3.21	3.26	2.90	3.34	3.13	3.17
Pumpkin.....	Kg	-	-	-	-	-	.59	-	.59	.60
Green Peas.....	Kg	-	-	-	-	-	-	-	-	2.56
Beet Root.....	Kg	-	-	-	-	.89	.88	1.90	1.45	1.41
Cauliflower.....	Kg	-	-	-	-	-	-	-	-	2.85
FRUITS FRESH										
Banana.....	Kg	4.00	-	.28	2.14	-2.32	1.94	2.17	2.20	1.86
Orange.....	Kg	4.00	-	.25	2.12	2.82	3.50	-	3.35	2.38
Lemon.....	Kg	-	3.06	.89	1.98	4.49	3.54	5.42	5.22	2.64
Tangerine.....	Kg	5.00	-	-	5.00	-	-	-	-	3.67
Papaya.....	Kg	-	.85	-	.85	1.82	2.28	2.49	2.38	1.52
Grapes.....	Kg	-	-	-	-	-	6.00	-	6.00	5.50
Avocado.....	Kg	4.00	-	-	4.00	-	-	-	-	2.54
Mango.....	Kg	1.14	1.23	.15	.84	2.28	3.18	2.89	2.71	2.28
Cactus.....	Kg	-	-	-	-	-	-	-	-	.44

Table 1 Group 11 :- (Cont'd) Average Retail Price of Goods and Services by Region and Selected Market Places

May 2002
Ginbot 1994

ITEM	UNIT	R E G I O N A N D M A R K E T P L A C E S							COUNTRY LEVEL AVERAGE	
		G A M B E L L A			GAMBELLA AVERAGE	HARARI TOWN	D I R E D A W A			DIREDAWA AVERAGE
		Gambella	Shebo- kire	Akashi			Dire Dawa	Melka- Jebdu		

P R I C E I N B I R R

SPICES

Pepper Whole.....	Kg	-	7.56	1.90	4.73	6.00	6.17	-	6.38	5.56
Black Pepper(Local).....	Kg	-	-	36.11	36.11	-	-	-	-	14.78
Long Pepper(Local).....	Kg	-	-	27.78	27.78	13.00	16.19	-	18.47	14.09
White Cumin(Bishop's Weed)Local..	Kg	5.00	8.00	10.83	7.94	5.00	12.04	11.25	15.73	6.14
Black Cumin(Local).....	Kg	5.00	10.00	-	7.50	6.00	10.65	-	14.39	6.95
Ginger Dry(Local).....	Kg	9.17	-	-	9.17	3.00	6.41	4.36	6.17	4.67
Ginger Wet(Local).....	Kg	-	3.11	.51	1.81	2.17	2.41	-	2.93	1.76
Cloves(Imported).....	Kg	-	80.00	-	80.00	121.67	122.22	-	129.17	109.47
Cinnamon(Imported).....	Kg	-	-	30.55	30.55	-	26.19	-	36.31	28.50
Cardamon(Local).....	Kg	70.83	-	-	70.83	40.00	65.48	80.00	74.22	39.85
Tumeric Flour(Local).....	Kg	-	4.17	1.93	3.05	3.33	6.46	-	6.94	4.44
Chillies Whole.....	Kg	17.78	8.56	-	13.17	6.00	8.83	-	8.83	7.16
Basil Dry.....	Kg	-	21.25	10.28	15.76	8.00	15.56	14.29	14.44	9.12

POTATOES, OTHER TUBERS AND STEMS

Potato.....	Kg	1.77	2.00	1.63	1.80	.93	1.50	1.37	1.38	1.12
Sweet Potato.....	Kg	-	.89	-	.89	.78	1.05	-	1.08	.68
'Kocho' (Unprocessed).....	Kg	-	-	.56	.56	5.00	4.22	-	4.22	1.25
'Bula'.....	Kg	-	-	1.08	1.08	10.00	8.00	-	8.00	3.95

COFFEE, TEA, CHAT AND BUCK-THORN LEAVES

Tea Leaves(Local).....	100gm	2.00	2.17	2.00	2.06	2.00	2.00	2.08	2.03	2.00
Coffee Whole.....	Kg	-	-	2.08	2.08	12.04	-	-	-	4.56
Coffee Beans.....	Kg	5.00	4.67	2.94	4.20	9.32	12.18	13.10	13.19	6.99
Coffee Leaves.....	Kg	-	-	-	-	8.33	5.90	6.70	6.34	5.14
Buck Thorn Leaves.....	Kg	7.17	4.96	.84	4.32	3.28	3.34	-	3.26	3.40

Table 1 Group 11 :- (Cont'd) Average Retail Price of Goods and Services by Region and Selected Market Places

May 2002
Ginbot 1994

ITEM	UNIT	R E G I O N A N D M A R K E T P L A C E S							COUNTRY LEVEL AVERAGE	
		G A M B E L L A			GAMBELLA AVERAGE	HARARI TOWN	D I R E D A W A			DIREDAWA AVERAGE
		Gambella	Shebo- kire	Akashi			Dire Dawa	Melka- Jebdu		
P R I C E I N B I R R										
'Chat'.....	Kg	-	-	.75	.75	4.19	13.97	10.84	11.38	12.77
Malt-Barley.....	Kg	-	-	-	-	3.13	-	-	-	2.74
Malt-Wheat.....	Kg	-	-	-	-	2.84	6.25	-	6.25	2.84
OTHER FOOD ITEMS										
Salt.....	Kg	2.00	2.67	2.00	2.22	1.33	1.00	1.00	.99	1.59
Sugar.....	Kg	5.00	5.83	5.00	5.28	4.00	4.33	4.17	4.18	4.80
Honey.....	Kg	10.00	10.33	5.00	8.44	20.00	21.33	-	21.00	12.50
Canned Tomato (Local).....	410gm	6.00	7.00	6.50	6.50	6.00	6.50	5.83	6.28	6.95
FOOD TAKEN AWAY FROM HOME										
Cup of Tea.....	No	.50	.30	.30	.37	.42	.32	.25	.29	.37
Cup of Coffee.....	No	.77	.50	.50	.59	.88	.72	.33	.55	.77
Cup of Milk.....	No	1.00	1.00	.75	.92	.88	1.00	-	.93	.95
'Key Wot Yebere'.....	One Meal	4.00	5.00	5.00	4.67	4.00	4.00	-	4.00	4.47
'Key Wot Yebeg/Yefyel'.....	One Meal	4.00	5.00	5.00	4.67	5.00	5.33	3.50	4.60	4.76
COST OF MILLING										
Cereals.....	100Kg	11.67	-	20.00	15.83	15.00	15.00	12.50	15.28	13.09
Pulses.....	100Kg	-	20.00	20.00	20.00	15.00	15.00	-	15.00	16.65
Pepper Whole.....	100Kg	-	-	100.00	100.00	100.00	75.00	-	83.33	80.45
BEVERAGES - NON ALCOHOLIC										
Ambo Mineral Water.....	500cc	2.50	3.00	2.50	2.67	-	1.75	-	1.75	2.11
Bure Mineral Water.....	500cc	-	-	-	-	-	-	-	-	1.78
Coca Cola/Fanta.....	300cc	2.50	-	-	2.50	2.00	1.75	1.75	1.75	2.07

Table 1 Group 11 :-(Cont'd) Average Retail Price of Goods and Services by Region and Selected Market Places

May 2002
Ginbot 1994

R E G I O N A N D M A R K E T P L A C E S										
ITEM	UNIT	G A M B E L L A			GAMBELLA AVERAGE	HARARI TOWN	D I R E D A W A		DIREDAWA AVERAGE	COUNTRY LEVEL AVERAGE
		Gambella	Shebo- kire	Akashi			Dire Dawa	Melka- Jebdu		
P R I C E I N B I R R										
Pepsi Cola/Mirinda.....	300cc	2.50	3.00	2.50	2.67	2.00	1.75	1.75	1.75	2.12
BEVERAGES - ALCOHOLIC										
Araki (Local).....	900cc	30.34	30.34	27.64	29.44	23.77	21.33	24.00	22.00	24.30
Cognac (Local).....	900cc	-	-	-	-	-	-	-	-	21.22
Brandy (Local).....	900cc	-	-	-	-	-	18.00	-	18.00	21.79
Gin (Local).....	900cc	30.34	31.01	27.97	29.78	23.77	18.00	24.00	20.29	24.33
Saris Wine (Normal).....	750cc	-	-	7.50	7.50	-	6.00	8.00	7.57	7.70
'Katikalla'.....	Lt	5.62	5.06	2.84	4.51	5.56	5.93	8.15	6.67	6.13
Beer (Bedele).....	330cc	3.00	3.00	3.00	3.00	-	-	-	-	3.12
Beer (Harar).....	330cc	-	-	-	-	2.83	2.50	2.60	2.56	3.06
Beer (Meta Abo).....	330cc	4.00	-	3.50	3.83	-	-	-	-	3.21
'Tella'.....	Lt	1.12	-	.67	.90	1.18	.97	1.18	1.04	.79
'Tej' (Mead).....	Lt	2.25	2.25	2.31	2.27	1.04	1.92	-	1.72	2.28
CIGARETTES AND TOBACCO										
CIGARETTES										
Nyala.....	Packet	4.00	4.00	3.83	3.94	-	-	-	-	4.12
Gissila.....	Packet	-	-	1.00	1.00	-	-	-	-	1.23
Rothmans.....	Packet	10.00	10.00	8.00	9.33	7.67	7.00	-	7.00	8.83
TOBACCO										
'Gaya'.....	Kg	4.90	16.74	8.93	10.19	-	-	-	-	9.17
CLOTHING AND FOOT WEAR										

Table 1 Group 11 :- (Cont'd) Average Retail Price of Goods and Services by Region and Selected Market Places

May
Ginbot 2002
1994

ITEM	UNIT	R E G I O N A N D M A R K E T P L A C E S							COUNTRY LEVEL AVERAGE	
		G A M B E L L A			GAMBELLA AVERAGE	HARARI TOWN	D I R E D A W A			DIREDAWA AVERAGE
		Gambella	Shebo- kire	Akashi			Dire Dawa	Melka- Jebdu		
P R I C E I N B I R R										
CLOTHING										
Abujedid(Akaki/Bahir Dar)91cm.	Meter	3.67	-	4.00	3.83	-	3.50	3.61	3.53	4.03
Abujedid(Komb./Arba Min.)150cm	Meter	6.33	-	7.28	6.81	-	5.75	-	5.75	5.70
Khaki(S-10,000 Twil)110cm....	Meter	-	-	-	-	-	7.00	-	7.00	8.72
Khaki(Akaki)91cm.....	Meter	-	-	-	-	-	-	-	-	7.36
Wool-England 100%.....	Meter	-	-	-	-	-	-	-	-	159.72
Tetron(Arba Minch).....	Meter	-	-	-	-	-	20.00	-	20.00	19.20
Poplin(Dire Dawa)105cm.....	Meter	6.00	-	-	6.00	-	8.00	-	8.00	6.46
Poplin(Komb./Arba Minch)150cm.	Meter	12.00	-	-	12.00	-	12.00	-	12.00	10.67
Nylon(Mojo).....	Meter	12.00	-	-	12.00	-	-	-	-	9.72
Polyster(Arba Minch/Awasa)....	Meter	-	-	-	-	-	19.00	-	19.00	16.46
Jersi.....	Meter	-	-	-	-	-	12.00	-	12.00	14.66
Cotton.....	Kg	-	-	-	-	7.00	-	-	-	4.75
Hisuffi	Meter	-	-	-	-	-	-	-	-	22.67
Kefay	Meter	-	-	35.67	35.67	-	49.33	-	49.33	24.45
COST OF TAILORING										
Woolen Suit (Men).....	No	300.00	-	-	300.00	-	256.67	-	256.67	267.73
Khaki Suit (Men).....	No	78.33	-	-	78.33	-	46.67	-	46.67	40.13
Khaki Suit (Boys).....	No	35.00	-	-	35.00	-	35.00	-	35.00	25.80
Tateron Suit (Men)	No	76.67	-	-	76.67	-	46.67	-	46.67	47.84
Tateron Suit (Boys)	No	40.00	-	-	40.00	-	35.00	-	35.00	27.62
READY-MADE / FOR ADULTS										
'Netela'.....	No	-	-	-	-	-	-	-	-	23.47
'Gabi'.....	No	-	-	-	-	43.33	66.67	-	66.67	53.89

Table 1 Group 11 :-(Cont'd) Average Retail Price of Goods and Services by Region and Selected Market Places

May
Ginbot 2002
1994

ITEM	UNIT	R E G I O N A N D M A R K E T P L A C E S							COUNTRY LEVEL AVERAGE	
		G A M B E L L A			GAMBELLA AVERAGE	HARARI TOWN	D I R E D A W A			DIREDAWA AVERAGE
		Gambella	Shebo- kire	Akashi			Dire Dawa	Melka- Jebdu		
P R I C E I N B I R R										
Shirts Long Sleeved (Local).....	No	-	-	-	-	-	-	-	-	30.27
Shirts Short Sleeved (Local).....	No	-	-	-	-	-	-	-	-	29.18
Shirts Long Sleeved (Imported)...	No	55.00	-	63.33	59.17	31.67	62.00	23.67	42.83	45.80
Shirts Short Sleeved (Imported)..	No	51.67	-	55.00	53.33	45.00	53.00	33.67	43.33	46.71
Socks (Cotton) Imported.....	Pair	8.67	-	7.67	8.17	-	5.33	2.67	3.67	6.64
Sweater (Local) Men.....	No	-	-	-	-	-	30.00	-	30.00	39.24
Sweater (Local) Women.....	No	-	-	-	-	-	25.00	-	25.00	38.73
Shash (Imported).....	No	11.67	-	6.17	8.92	12.00	11.33	-	11.33	10.78
Singlets (Local) White.....	No	-	-	10.33	10.33	-	-	-	-	10.34
Jeans Trouser.....	No	91.67	-	80.00	85.83	78.33	86.67	-	86.67	77.29
Woolen Suit.....	No	-	-	-	-	-	1200.00	-	1200.00	1015.00
'Kemisna Netela'.....	No	78.33	-	180.00	103.75	53.33	163.33	-	163.33	120.28
Sweater-Men (Imported).....	No	-	-	85.00	85.00	110.00	-	-	-	94.39
Sweater-Women (Imported).....	No	-	-	56.67	56.67	73.33	86.67	-	86.67	60.92
Nylon Dress.....	No	-	-	-	-	-	-	-	-	46.83
Tetron Trouser.....	No	-	-	-	-	-	110.00	-	110.00	56.83
Leather Jacket.....	No	-	-	-	-	-	-	-	-	414.66
Under Wear China.....	No	14.00	-	13.00	13.50	-	16.00	-	16.00	13.55
Deriya	NO	12.67	-	-	12.67	-	16.67	-	16.67	12.98
Polyester Suit.....	No	-	-	-	-	-	-	-	-	74.00
Khaki Short	No	-	-	-	-	-	7.50	-	7.50	9.93
T-Shirts	No	30.00	-	21.67	25.83	35.00	38.33	14.33	25.71	28.92
Jogging Suit(sport tuta)	No	95.00	-	71.67	83.33	90.00	71.67	-	71.67	79.10
Khaki Jacket	No	-	-	-	-	-	123.33	-	123.33	107.01
Geldem	No	15.00	-	24.33	19.67	-	36.00	20.67	26.00	20.94

Table 1 Group 11 :- (Cont'd) Average Retail Price of Goods and Services by Region and Selected Market Places

May
Ginbot 2002
1994

ITEM	UNIT	R E G I O N A N D M A R K E T P L A C E S							COUNTRY LEVEL AVERAGE	
		G A M B E L L A			GAMBELLA AVERAGE	HARARI TOWN	D I R E D A W A			DIREDAWA AVERAGE
		Gambella	Shebo- kire	Akashi			Dire Dawa	Melka- Jebdu		
P R I C E I N B I R R										
READY-MADE / FOR CHILDREN										
Sweater (Local) for Boys.....	No	-	-	18.33	18.33	-	-	-	-	17.82
Socks (Imported) Cotton.....	Pair	4.67	8.00	3.67	5.44	-	2.50	2.00	2.50	4.25
Jeans Trouser.....	No	-	-	48.33	48.33	-	-	-	-	63.09
Shirt Long Sleeved(Imported)Boys.	No	-	-	20.33	20.33	30.00	41.00	-	41.00	26.56
Sweater (England) for Girls.....	No	-	-	-	-	-	-	-	-	45.10
Short for Boys.....	No	-	-	-	-	-	5.50	-	5.50	6.99
Kemise(for children)	No	48.33	-	44.33	46.33	75.00	67.67	-	67.67	49.30
FOOTWEAR (MEN AND WOMEN)										
Arbessa Leather Shoes Men(Local)Pair	-	-	-	71.67	71.67	80.33	94.31	-	94.31	90.75
Leather Shoes Men (Croft).....	Pair	110.00	-	176.67	143.33	-	253.33	-	253.33	121.47
Walking Shoes(imp.) Non-Leather	Pair	-	-	91.67	91.67	-	80.00	-	80.00	85.54
Canvas Shoes (Local) Men.....	Pair	26.67	-	-	26.67	-	-	-	-	22.65
Canvas Shoes (China) Men.....	Pair	30.00	-	-	30.00	15.33	23.00	-	23.00	24.90
Plastic Shoes (Local) Women....	Pair	12.00	10.00	9.00	10.33	9.67	8.67	9.00	8.88	9.20
Slippers Sponge Adult (China)..	Pair	9.67	9.00	8.33	9.00	7.67	7.00	7.75	7.44	7.94
Boots for Men Plastic (Local)..	Pair	-	-	42.67	42.67	-	-	-	-	43.26
Sandel Plastic Shoes (Imp.)....	Pair	12.00	-	11.33	11.67	14.67	38.33	-	38.33	17.93
Cost of Mending Shoes sole(Men).Pair	-	25.00	-	21.00	23.00	20.00	31.67	-	31.67	22.68

Table 1 Group 11 :- (Cont'd) Average Retail Price of Goods and Services by Region and Selected Market Places

May
Ginbot 2002
1994

R E G I O N A N D M A R K E T P L A C E S										
ITEM	UNIT	G A M B E L L A			GAMBELLA AVERAGE	HARARI TOWN	D I R E D A W A		DIREDAWA AVERAGE	COUNTRY LEVEL AVERAGE
		Gambella	Shebo- kire	Akashi			Dire Dawa	Melka- Jebdu		
P R I C E I N B I R R										
CONSTRUCTION MATERIALS, WATER, AND FUEL AND POWER										
CONSTRUCTION MATERIALS										
Cement/Bag/(Local).....	50Kg	50.00	-	-	50.00	37.00	36.33	-	161.80	39.61
Lime.....	Kg	1.00	-	-	1.00	1.09	1.03	1.21	1.07	1.09
Nail (7cm - 12cm).....	Kg	6.67	12.00	7.50	8.72	8.00	-	10.00	10.00	7.91
Nail With Cape.....	Kg	10.00	14.00	12.00	12.00	10.33	10.00	12.00	9.83	10.79
Corrugated Iron Sheet (.2mm).....	No	-	-	25.00	25.00	-	34.67	-	34.67	29.98
Wood for House Construction('Atana')..	No	-	-	-	-	-	7.00	-	7.25	6.03
Wall Paints-Super (Fluid) Normal.....	4Kg	43.33	-	62.00	48.00	55.00	56.33	-	56.33	57.88
Wall Paints-Super (Fluid) Plastic....	4Kg	-	-	-	-	86.00	86.67	-	87.50	90.05
Coarse Aggregate Gravel.....	Meter Cube	-	-	-	-	-	-	-	-	146.78
Hollow Concrete Block(20x20x40 cm Cube)No	3.00	-	-	-	3.00	2.50	1.95	-	1.98	2.48
Bricks (25cm x 12cm x 6cm).....	No	-	-	-	-	-	-	-	-	1.22
Floor Board 4m Length.....	No	-	-	-	-	-	-	-	-	35.50
Iron Pipe 6mt. (1/2 inch Wide) Local..	No	-	-	-	-	-	68.00	-	68.00	57.69
Chipwood (125cm x 250cm x 8mm).....	No	-	-	-	-	90.00	-	-	-	84.88
Sand.....	Meter Cube	10.00	-	-	10.00	-	-	-	-	83.78
Gutter N° 32.....	Meter	-	-	-	-	-	28.33	-	28.33	20.92
Window Glass (50cm x 50cm x 3mm).....	No	-	-	-	-	16.25	16.08	-	16.08	19.25
Water Tanker (1meter cube).....	No	-	-	-	-	-	-	-	-	856.44
Stone for House Construction..	Meter Cube	-	-	-	-	-	-	-	-	31.71
Mega Paints.....	4Kg	43.33	-	62.00	48.00	-	56.33	-	56.75	58.32
Tseday Paints.....	4Kg	-	-	-	-	-	-	-	-	57.55
"Yewellel Nitaf"(Tile).....	No	-	-	-	-	-	-	-	-	2.25
WATER										
Water.....	Meter Cube	10.00	4.00	10.00	8.00	6.25	7.08	7.50	6.67	7.04

May
Ginbot. 2002
1994

R E G I O N A N D M A R K E T P L A C E S										
ITEM	UNIT	G A M B E L L A			GAMBELLA AVERAGE	HARARI TOWN	D I R E D A W A		DIREDAWA AVERAGE	COUNTRY LEVEL AVERAGE
		Gambella	Shebo- kire	Akashi			Dire Dawa	Melka- Jebdu		
P R I C E I N B I R R										
FUEL AND POWER										
Fire Wood.....	Meter Cube	27.90	32.04	34.74	31.56	51.21	37.44	52.82	38.73	58.05
Charcoal.....	Kg	.59	.99	1.44	1.01	1.06	1.31	1.71	1.41	1.09
Dung Cake.....	Kg	-	-	-	-	-	-	-	-	.33
Kerosine.....	Lt	-	4.49	3.37	3.93	1.79	1.77	2.07	1.90	2.48
Diesel.....	Lt	3.30	5.06	3.37	3.99	2.41	2.39	-	2.39	2.97
Electric.....	K.Watt	.27	-	-	.27	.27	.27	-	.27	.31
Matches.....	Box	.27	.40	.25	.31	.17	.15	.22	.17	.23
Candles.....	No	1.00	1.00	1.00	1.00	.75	.94	1.00	.93	.93
Buthane Gas (Shell).....	12.5 Kg	-	-	-	-	-	-	-	-	125.32
Eveready Drycell.....	No	2.00	2.17	1.92	2.03	1.75	-	-	-	1.92
FURNITURE, FURNISHING, HOUSEHOLD EQUIPMENT AND OPERATION										
CHAIRS, TABLES, ETC.										
Table Wanza (Machine made) Varnished..	No	150.00	-	-	150.00	250.00	426.67	-	405.00	257.70
Table Wanza (Hand made) Not Varnished.	No	-	110.00	-	110.00	-	-	-	-	139.58
Chairs Wanza (Machine Made) Varnished.	No	75.00	-	-	75.00	52.50	121.67	-	129.58	68.23
Chairs Wanza (Hand Made) Varnished....	No	-	-	28.33	28.33	-	-	-	-	44.77
Cupboard Wanza (2 doors) Varnished....	No	575.00	-	-	575.00	1050.00	1233.33	-	1250.00	1035.70
Double Bed Wanza (120cm) Varnished....	No	525.00	-	-	525.00	875.00	766.67	-	791.67	539.28
Sofas (Complete).....	No	-	-	-	-	-	7800.00	-	7800.00	3000.52
Book Shelves Wanza (3 Shelves) no Door	No	200.00	-	-	200.00	365.00	475.00	-	475.00	314.82
Chest of Drawer	No	700.00	-	-	700.00	380.00	900.00	-	900.00	564.67
FURNISHINGS & REPAIRS										
Bed Sheet (Non-Patterned Bahir Dar)										
1.90m x 2.50m.....	Pair	40.00	-	44.67	42.33	-	46.00	-	46.00	46.90

Table 1 Group 11 :-(Cont'd) Average Retail Price of Goods and Services by Region and Selected Market Places

May
Ginbot 2002
1994

REGION AND MARKET PLACES										
ITEM	UNIT	GAMBELLA			GAMBELLA AVERAGE	HARARI TOWN	DIREDAWA		DIREDAWA AVERAGE	COUNTRY LEVEL AVERAGE
		Gambella	Shebo- kire	Akashi			Dire Dawa	Melka- Jebdu		
PRICE IN BIRR										
Bed Sheet(Patterned Kombolcha)										
1.90m x 2.50m.....	Pair	45.00	-	-	45.00	-	92.00	-	92.00	72.99
Bed Cover(Patterned Kombolcha).....	No	-	-	-	-	-	-	-	-	69.54
Blanket Woolen(Debre B.)160cm x 220cm.	No	-	-	88.33	88.33	77.33	80.00	-	80.00	82.74
Mattress-Sponge (A.A Foam) 120cm.....	No	353.33	-	-	353.33	325.00	313.33	-	313.33	318.91
Towel-Local (Kombolcha).....	No	46.67	-	-	46.67	-	-	-	-	14.05
EARTHEN WARE										
Water Pot.....	No	8.33	9.00	5.00	7.44	-	-	-	-	5.65
'Jebena' Medium Size.....	No	6.00	3.33	3.33	4.22	3.00	3.00	-	3.00	2.73
'Mitad' (Griddle of Clay).....	No	6.67	10.33	14.00	10.33	14.00	24.00	-	22.40	10.47
Local Stove '(Lakech)'	No	4.33	-	9.67	7.00	7.00	10.00	-	9.17	8.69
Cup for Coffee (China).....	No	1.50	-	1.17	1.33	1.00	1.25	-	1.38	1.20
Plate Clay (imported).....	No	-	3.67	4.67	4.17	4.50	4.00	-	4.00	4.49
STRAW, BAMBOO AND OTHERS										
'Sefed'.....	No	10.00	6.67	4.50	7.06	6.00	-	-	8.00	6.43
Sack 100Kg Capacity.....	No	-	-	-	-	7.50	10.00	-	10.00	4.91
METAL WARE										
Cooking Pan Medium (Local).....	No	19.33	-	17.67	18.50	-	-	-	20.00	27.43
Tray (Nickel) Medium N° 45 Local.....	No	21.00	-	-	21.00	-	20.00	-	20.00	15.69
Electric 'Mitad' Aluminium.....	No	-	-	-	-	-	460.00	-	460.00	392.95
Gas Stove (Kerosine) China.....	No	41.67	-	-	41.67	41.33	40.67	45.00	42.17	41.71
Refregerator.....	No	-	-	-	-	-	4116.67	-	4116.67	3280.05

Table 1 Group 11 :-(Cont'd) Average Retail Price of Goods and Services by Region and Selected Market Places

May
Ginbot 2002
1994

R E G I O N A N D M A R K E T P L A C E S										
ITEM	UNIT	G A M B E L L A			G A M B E L L A A V E R A G E	H A R A R I T O W N	D I R E D A W A		D I R E D A W A A V E R A G E	C O U N T R Y L E V E L A V E R A G E
		Gambella	Shebo- kire	Akashi			Dire Dawa	Melka- Jebdu		
P R I C E I N B I R R										
PLASTIC WARE (LOCAL MADE)										
Jerrycan (20 Litres).....	No	29.33	-	24.00	26.67	18.00	27.00	-	27.00	23.18
Bucket (20 Litres).....	No	18.00	-	17.33	17.67	17.67	17.33	20.00	17.67	16.36
GLASS WARE										
Glass for Tea (Durablex).....	No	3.33	2.50	2.67	2.83	3.50	3.83	4.50	4.17	3.09
OTHER HOUSEHOLD EQUIPMENT										
Kerosine Lamp.....	No	26.67	27.33	15.33	23.11	-	22.67	24.67	23.67	21.78
'Kuraz' Small Local Kerosine Lamp.....	No	1.00	-	1.00	1.00	.83	.75	-	.75	1.07
Flash Light.....	No	7.33	8.00	7.17	7.50	5.33	6.17	5.17	5.44	6.39
Electric Bulb Philips(40/60 Watt).....	No	4.00	-	-	4.00	2.67	2.67	2.67	2.44	2.47
HOUSEHOLD OPERATION										
Hard Soap (Local).....	200gm	1.38	2.33	2.00	1.90	2.07	2.00	-	2.00	1.83
Hard Soap (Imported).....	200gm	1.38	2.83	3.00	2.40	-	-	2.40	2.40	2.23
Detergent (Omo).....	50gm	1.06	1.83	1.50	1.47	2.00	-	-	1.43	1.12
Incense.....	Kg	4.03	6.00	9.03	6.35	5.67	6.94	11.67	9.94	9.25
Sandal Wood.....	No	.35	.47	.42	.41	.13	.25	.25	.25	.26
Toilet Paper (Mamko).....	Roll	3.00	3.13	3.00	3.03	3.00	3.25	3.00	3.08	3.06
DRY CLEANING										
Dry Cleaning (Suit Men).....	No	-	-	-	-	13.00	15.50	-	15.50	14.32

Table 1 Group 11 :-(Cont'd) Average Retail Price of Goods and Services by Region and Selected Market Places

May
Ginbot 2002
1994

R E G I O N A N D M A R K E T P L A C E S										
ITEM	UNIT	G A M B E L L A			GAMBELLA AVERAGE	HARARI TOWN	D I R E D A W A		DIREDAWA AVERAGE	COUNTRY LEVEL AVERAGE
		Gambella	Shebo- kire	Akashi			Dire Dawa	Melka- Jebdu		
P R I C E I N B I R R										
DOMESTIC SERVICE										
Maid Servant.....	Month	53.33	60.00	18.33	43.89	46.67	63.33	53.33	56.67	36.00
Unskilled Service (Daily Laborer)....	Day	7.00	8.67	6.33	7.33	7.67	10.00	10.00	10.00	6.94
Salary for Guard	Month	73.33	-	-	73.33	63.33	116.67	-	130.00	61.88
MEDICAL CARE										
Ampicillin(250 mg) Local.....	56 Caps	16.67	13.00	18.67	16.11	14.22	14.00	14.00	14.00	17.40
Dichlorophine(500 mg) Local.....	6 Pills	-	-	1.50	1.50	-	-	-	-	1.66
Tetracycline(250mg) Local.....	56 Caps	12.40	7.00	9.33	9.58	8.00	5.60	8.00	6.40	9.16
Penicillin Injection(4 Mu. Local). Bottle	4.67	3.00	4.00	3.89	3.83	3.92	-	3.94	4.07	
Chloramphenicol(250mg) Local.....	56 Caps	15.33	12.00	-	13.67	13.00	14.00	-	14.00	13.98
Dipron(500mg) Local.....	20 Pills	-	2.00	3.33	2.67	-	-	-	2.00	2.91
Cough Syrup (Berantine) Local.....	125cc	-	-	-	-	-	-	-	-	8.46
Bactrim(480mg) Local.....	30 Pills	10.33	5.00	-	7.67	-	-	-	-	7.48
Vermox(100mg) Local.....	12 Pills	3.50	2.00	2.67	2.63	-	-	-	-	2.83
Mezel(250mg) Local.....	30 Caps	7.33	5.00	5.00	5.78	2.86	3.00	4.29	3.43	4.72
Asprin (300 mg) Local.....	20 Pills	2.67	2.00	3.05	2.57	1.00	1.83	2.00	1.83	1.99
OTHER MEDICAL EXPENSES										
Doctor's Fee (Government).....	per visit	2.00	-	1.00	1.50	1.00	1.00	-	1.00	1.52
Doctor's Fee (Private).....	per visit	2.00	-	-	2.00	15.00	11.67	-	11.00	8.95
Injection (Service Charge).....	Once	.50	-	.50	.50	1.00	1.00	-	1.00	1.03
Labratory Test Fee (Private).....	Once	5.00	-	5.00	5.00	4.00	5.00	-	5.00	5.99
Bed Charge (gov.).....	per day	2.00	-	-	2.00	2.25	4.00	-	4.00	3.18

Table 1 Group 11 :-(Cont'd) Average Retail Price of Goods and Services by Region and Selected Market Places

May
Ginbot 2002
1994

ITEM	UNIT	R E G I O N A N D M A R K E T P L A C E S							COUNTRY LEVEL AVERAGE	
		G A M B E L L A			GAMBELLA AVERAGE	HARARI TOWN	D I R E D A W A			DIREDAWA AVERAGE
		Gambella	Shebo- kire	Akashi			Dire Dawa	Melka- Jebdu		

P R I C E I N B I R R

TRANSPORT AND COMMUNICATION

TRANSPORT

Benzene.....	Lt	4.98	-	-	4.98	4.09	4.07	-	4.07	4.41
Motor Oil (Mobil).....	Lt	21.00	-	-	21.00	19.65	19.75	-	19.75	19.30
Car Washing and Greasing.....	No	-	-	-	-	30.00	32.33	-	32.33	27.85
Bus Fare (per km).....	Tarif	-	-	-	-	-	.16	-	.16	.13
Bus Fare (within Town)	Trip	-	-	-	-	-	-	-	-	.35
Taxi Fare	Trip	-	-	-	-	1.00	1.00	-	1.00	.76
Air Plane (To Addis Ababa)	Trip	368.00	-	-	368.00	371.40	361.40	-	361.40	343.66
Animal Transport fare.....	Trip	-	-	-	-	-	-	-	-	18.88
Cart Fare.....	Trip	-	-	-	-	1.00	1.00	-	1.00	1.09
Train Fare	Trip	-	-	-	-	-	41.00	-	41.00	35.00
Service Charge (Motor oil change)...	Once	-	-	-	-	-	-	-	-	51.94

COMMUNICATION

Telephone Charge (with town).....	Period	-	-	-	-	.20	.20	-	.20	.24
Telephone Charge to Addis Ababa....	Period	1.75	-	3.75	3.25	2.35	-	2.70	2.70	2.77
Telephone Line Installation Charge..	Once	355.75	-	-	355.75	355.75	355.75	-	355.75	354.44

ENTERTAINMENT AND EDUCATION

EQUIPMENT AND ACCESSORIES

T.V. Set Philips 21 inch(Colored).....	No	-	-	-	-	2826.67	2380.00	-	2380.00	3128.18
Cassette Recorded Original(Local Music)No	12.00	-	11.00	11.75	12.00	12.00	12.00	-	12.00	12.39
Radio Set Philips 3 Band.....	No	-	85.00	85.00	177.50	88.33	-	88.33	137.55	
Tape Recorder National (2 Speaker)....	No	-	166.67	166.67	136.67	380.00	-	380.00	325.92	
Expense for Photograph(Passport size)4Pho	4.00	-	4.00	4.00	4.33	4.00	4.00	4.00	4.00	4.05

Table 1 Group 11 :- (Cont'd) Average Retail Price of Goods and Services by Region and Selected Market Places

May
Ginbot 2002
1994

R E G I O N A N D M A R K E T P L A C E S										
ITEM	UNIT	G A M B E L L A			GAMBELLA AVERAGE	HARARI TOWN	D I R E D A W A		DIREDAWA AVERAGE	COUNTRY LEVEL AVERAGE
		Gambella	Shebo- kire	Akashi			Dire Dawa	Melka- Jebdu		
P R I C E I N B I R R										
Newspaper (Addis Zemen)..... No	-	-	-	-	-	.50	.50	-	.50	.54
Theater Entrance Fee Once	-	-	-	-	-	-	-	-	-	9.22
EDUCATION										
Exercise Book (50 Leaves) Local..... No	2.33	2.33	2.00	2.22	1.92	-	-	2.00	1.94	
Pencil (China)..... No	.47	.43	.25	.38	.25	.25	.25	.25	.26	
Ball Point-Bic England..... No	1.00	1.00	1.00	1.00	1.00	1.00	1.00	1.00	1.06	
Day School Fee-Public(Grade 7 & 8)..Month	-	-	-	-	-	-	-	-	14.49	
Day School Fee-Private(Grade 9-12)..Month	-	-	-	-	-	64.17	-	64.17	102.49	
Night School Fee-Government(Gr.9-12)Month	18.00	-	-	18.00	-	17.50	-	17.50	20.79	
School Uniform Fee No	-	-	-	-	78.33	52.33	-	52.33	60.53	
Night School Fee-Private(Grade9-12)..Month	-	-	-	-	21.50	19.58	-	19.58	20.73	
PERSONAL CARE AND EFFECTS										
PERSONAL CARE										
Lux Toilet Soap..... 90gm	2.30	2.17	2.00	2.16	1.69	1.97	1.97	1.91	2.24	
Blade-TOPAZ..... No	.25	.40	.25	.30	.25	.25	.27	.28	.25	
Hair Dressing (Traditional)..... No	3.00	3.33	2.33	2.89	3.00	-	-	-	2.74	
Hair Dressing (Modern)..... No	10.00	-	10.00	10.00	8.00	8.00	-	8.00	7.66	
Barbery (Mens Hair Cut)..... No	4.00	-	4.67	4.33	3.00	4.67	2.33	3.33	3.14	
Paraffin Hair Oil..... 330cc	9.00	10.00	8.33	9.11	7.67	8.00	7.83	7.83	8.21	
Zenith Hair Oil..... 330cc	9.00	10.00	8.67	9.22	7.17	12.65	13.20	12.10	8.22	
Shaving Machine (medium) No	25.00	-	15.00	22.50	25.00	9.67	-	9.67	21.22	
Perfume CC,	38.33	-	55.00	42.50	13.33	33.67	17.00	25.25	27.39	
PERSONAL EFFECTS										
Umbrella-Men Medium (Local)..... No	-	20.33	24.33	22.33	-	-	-	-	23.55	

Table 1 Group 11 :-(Cont'd) Average Retail Price of Goods and Services by Region and Selected Market Places

May
Ginbot 2002
1994

R E G I O N A N D M A R K E T P L A C E S										
ITEM	UNIT	G A M B E L L A			G A M B E L L A AVERAGE	H A R A R I T O W N	D I R E D A W A		D I R E D A W A AVERAGE	C O U N T R Y L E V E L AVERAGE
		Gambella	Shebo- kire	Akashi			Dire Dawa	Melka- Jebdu		
P R I C E I N B I R R										
Umbrella-Women Medium (Imported).....	No	-	-	23.33	23.33	12.00	12.67	-	12.67	20.53
Hand Bag (Imported Synthetic).....	No	-	-	-	-	-	86.67	-	86.67	106.62
Belt (Local) Machine Made.....	No	-	-	32.33	32.33	-	8.67	-	8.67	10.77
Belt (Local) Hand Made.....	No	-	-	-	-	-	-	-	-	3.90
JEWELLERY										
Seiko-21 Jewels Automatic (Men).....	No	-	-	-	-	-	250.00	-	250.00	302.04
Seiko-21 Jewels Automatic (Women).....	No	-	-	-	-	-	240.00	-	240.00	272.25
Earrings (4gm 18 carat Local).....	Pair	-	-	-	-	300.00	320.00	-	320.00	320.92
Neck Laces (6gm 21 carat Imported).....	No	-	-	-	-	570.00	570.00	-	570.00	561.82
Rings (4gm 18 carat Local).....	No	-	-	-	-	300.00	320.00	-	320.00	322.16
Bracelet 20gm (18 carat Local).....	No	-	-	-	-	1460.00	1600.00	-	1600.00	1608.22
LIVESTOCK AND DRAUGHT ANIMALS										
LIVESTOCK										
Sheep (10-15Kg).....	No	123.33	96.67	55.00	91.67	-	95.00	63.33	79.17	89.85
Goat (10-15Kg).....	No	113.33	-	55.00	84.17	-	81.67	58.33	70.00	70.17
Reifer (2-4 Years).....	No	450.00	-	230.00	340.00	-	285.00	-	285.00	376.75
Cow (4 Years and Above).....	No	1113.33	-	553.33	833.33	-	483.33	-	483.33	559.10
Bull (2-4 Years).....	No	546.67	-	450.00	498.33	-	288.33	-	288.33	416.95
Ox (4 Years and Above).....	No	1100.00	-	710.00	905.00	-	1116.67	-	1116.67	790.68
Hen (Indigenous).....	No	11.33	9.33	9.00	9.89	5.33	7.67	-	7.17	7.07
Cock (Indigenous).....	No	16.00	12.67	15.33	14.67	9.00	12.33	-	12.17	10.42
DRAUGHT ANIMALS										
Donkey.....	No	-	-	-	-	-	-	-	-	257.36
Horse.....	No	-	-	-	-	-	676.67	-	676.67	524.83

Table 1 Group 11 :-(Cont'd) Average Retail Price of Goods and Services by Region and Selected Market Places

May 2002
Ginbot 1994

R E G I O N A N D M A R K E T P L A C E S										
ITEM	UNIT	G A M B E L L A			G A M B E L L A A V E R A G E	H A R A R I T O W N	D I R E D A W A		D I R E D A W A A V E R A G E	C O U N T R Y L E V E L A V E R A G E
		Gambella	Shebo- kire	Akashi			Dire Dawa	Melka- Jebdu		
Mule.....	No	-	-	-	-	-	-	-	-	871.66
F A R M E Q U I P M E N T (I N D U S T R I A L P R O D U C T)										
Sickel.....	No	15.00	-	7.67	11.33	13.00	12.00	-	12.00	12.48
Pick Axe ('Doma').....	No	25.00	-	17.67	21.33	21.00	22.00	-	22.00	18.50
'Gejera'.....	No	25.00	-	32.00	28.50	25.00	19.33	-	19.33	18.09
F A R M E Q U I P M E N T (H A N D M A D E)										
'Mofer'.....	No	-	-	-	-	-	-	-	-	13.56
'Kember'.....	No	-	-	-	-	-	-	-	-	8.95
'Digr'.....	No	-	-	-	-	-	-	-	-	2.65
Plough.....	No	-	-	-	-	25.00	10.00	-	10.00	15.99
Sickel.....	No	-	-	-	-	-	-	-	-	3.46
'Wegel'.....	No	-	-	-	-	4.00	4.67	-	4.67	4.18
'Erfe '.....	No	-	-	-	-	-	-	-	-	2.75
M I S C E L L A N E O U S G O O D S A N D S E R V I C E S										
Coffin (Medium Quality).....	No	-	-	78.33	78.33	60.00	165.00	-	165.00	175.22
Charge for Money order	Once	11.03	-	-	11.03	1.65	11.03	-	11.03	6.21
Charge for Visa (for person).....	No,	-	-	-	-	-	-	-	-	65.00

Table 2 Group 11 :- Average Retail Price of Goods and Services by Region and Selected Market Places

June 2002
Sene 1994

ITEM	UNIT	R E G I O N A N D M A R K E T P L A C E S								
		G A M B E L L A			GAMBELLA AVERAGE	HARARI TOWN	D I R E D A W A		DIREDAWA AVERAGE	COUNTRY LEVEL AVERAGE
		Gambella	Shebo- kire	Akashi			Dire Dawa	Melka- Jebdu		
P R I C E I N B I R R										
CEREALS UNMILLED										
'Teff' White	Kg	2.50	-	2.53	2.52	2.40	2.63	2.60	2.69	2.01
'Teff' Mixed.....	Kg	2.00	-	2.18	2.09	2.30	2.33	2.40	2.39	1.76
'Teff' Black (Red).....	Kg	1.50	-	1.75	1.63	1.71	2.00	1.75	1.96	1.52
Wheat White.....	Kg	2.00	-	1.70	1.85	1.77	1.92	1.75	1.82	1.50
Wheat Mixed.....	Kg	-	-	-	-	-	-	-	-	1.34
Wheat Black.....	Kg	1.00	1.10	1.38	1.16	-	1.65	-	1.65	1.35
Barley White.....	Kg	2.00	-	1.47	1.73	1.65	1.68	1.60	1.71	1.50
Barley Mixed.....	Kg	-	-	-	-	-	1.32	-	1.48	1.29
Barley Black.....	Kg	1.70	-	1.40	1.55	-	1.33	-	1.42	1.33
Barley for Beer.....	Kg	-	-	-	-	-	1.75	-	1.75	1.41
Maize.....	Kg	.65	.57	.59	.60	1.50	1.43	1.25	1.43	1.08
Durrah.....	Kg	-	-	-	-	-	1.25	-	1.25	1.10
Sorghum Yellow.....	Kg	-	-	1.23	1.23	1.50	1.60	1.50	1.66	1.33
Sorghum White.....	Kg	1.00	-	.49	.75	1.65	1.72	1.50	1.73	1.15
Sorghum Red.....	Kg	1.00	.48	.48	.65	1.50	1.63	1.00	1.46	1.06
African Millet.....	Kg	-	1.01	.92	.97	-	-	-	-	1.25
Rice.....	Kg	6.00	6.00	-	6.00	3.50	4.00	4.00	3.83	4.67
Oats.....	Kg	-	-	-	-	-	-	-	-	2.17
Hulled Barley.....	Kg	-	-	-	-	3.67	-	-	-	2.55
CEREALS MILLED										
'Teff' White.....	Kg	-	-	-	-	-	-	-	-	2.63
'Teff' Mixed.....	Kg	-	-	-	-	-	-	-	-	2.34
'Teff' Black (Red).....	Kg	-	-	-	-	-	-	-	-	1.98
Wheat White.....	Kg	-	-	-	-	-	-	-	-	1.91
Wheat Mixed.....	Kg	-	-	-	-	-	2.73	-	2.73	1.81
Barley white.....	Kg	-	-	-	-	-	-	-	-	2.06

Table 2 Group 11 :- (Cont'd) Average Retail Price of Goods and Services by Region and Selected Market Places

June 2002
Sene 1994

R E G I O N A N D M A R K E T P L A C E S										
ITEM	UNIT	G A M B E L L A			GAMBELLA AVERAGE	HARARI TOWN	D I R E D A W A		DIREDAWA AVERAGE	COUNTRY LEVEL AVERAGE
		Gambella	Shebo- kire	Akashi			Dire Dawa	Melka- Jebdu		
P R I C E I N B I R R										
Barley Mixed.....	Kg	-	-	-	-	-	-	-	-	2.37
Maize.....	Kg	2.04	-	-	2.04	-	2.68	-	2.68	1.42
Oats.....	Kg	5.33	-	-	5.33	-	-	-	-	4.82
Sorghum.....	Kg	-	-	-	-	-	2.63	-	2.63	1.73
Durrha.....	Kg	-	-	-	-	-	-	-	-	.91
'Furro Duket' Locally Processed..	Kg	4.00	4.50	2.50	3.67	3.00	3.00	3.00	3.08	2.92
PULSES UNMILLED										
Horse Beans.....	Kg	2.00	2.00	1.48	1.83	2.00	2.08	1.50	1.94	1.63
Peas White.....	Kg	-	-	1.73	1.73	-	-	-	-	2.04
Peas Black.....	Kg	-	2.00	1.70	1.85	-	-	-	-	1.76
Peas Mixed.....	Kg	2.50	-	-	2.50	2.00	2.08	-	2.08	1.87
Soya Beans.....	Kg	-	-	-	-	-	-	-	-	2.01
Chick Peas.....	Kg	2.50	4.00	2.00	2.83	2.30	2.38	2.25	2.40	2.15
Lentils.....	Kg	3.50	4.00	2.50	3.33	3.00	2.75	-	2.79	2.76
Haricot Beans.....	Kg	1.45	1.36	1.10	1.30	3.00	-	2.91	2.91	1.45
Lima Beans.....	Kg	1.43	-	-	1.43	2.50	-	-	-	1.32
Vetch.....	Kg	-	-	1.18	1.18	2.25	1.47	1.10	1.43	1.35
Fenugreek.....	Kg	-	-	4.33	4.33	4.50	4.00	5.04	4.68	4.55
PULSES MILLED OR SPLIT										
Horse Beans Milled.....	Kg	-	-	3.00	3.00	-	-	-	-	3.49
Peas Milled.....	Kg	4.33	5.00	3.50	4.28	-	-	-	-	4.44
Chick Peas Milled.....	Kg	-	-	-	-	-	-	-	-	4.60
Mixed Pulses Milled.....	Kg	5.00	-	3.50	4.25	-	3.13	-	3.29	3.98
Vetch Milled.....	Kg	-	-	3.00	3.00	3.52	2.89	2.98	2.92	2.97
Peas Split.....	Kg	4.00	5.00	3.00	4.00	3.33	4.00	-	3.75	3.56
Peas Split(Roasted).....	Kg	-	-	-	-	3.67	4.00	-	3.75	3.44

Table 2 Group 11 :- (Cont'd) Average Retail Price of Goods and Services by Region and Selected Market Places

June
Sene 2002
1994

ITEM	UNIT	R E G I O N A N D M A R K E T P L A C E S								
		G A M B E L L A			G A M B E L L A A V E R A G E	H A R A R I T O W N	D I R E D A W A		D I R E D A W A A V E R A G E	C O U N T R Y L E V E L A V E R A G E
		Gambella	Shebo- kire	Akashi			Dire Dawa	Melka- Jebdu		
P R I C E I N B I R R										
Horse Beans Split(Roasted).....	Kg	-	-	-	-	-	-	-	-	2.74
Lentils Split.....	Kg	4.00	5.00	3.50	4.17	3.92	4.00	-	3.83	3.96
Vetch Split(Roasted).....	Kg	-	-	-	-	-	-	-	2.50	2.29
Chick Peas Split(Roasted).....	Kg	-	-	-	-	-	-	-	-	3.93
Fenugreek Milled.....	Kg	14.00	13.67	-	13.83	-	8.68	-	9.19	9.22
OIL SEEDS										
Niger Seed.....	Kg	4.00	-	3.00	3.50	4.33	-	8.33	8.33	3.61
Linseed White.....	Kg	-	-	-	-	7.50	-	-	-	6.26
Linseed Black.....	Kg	4.00	2.00	3.00	3.00	4.00	-	7.32	7.32	3.32
Sesame Seed.....	Kg	4.00	2.14	3.08	3.07	5.00	-	8.33	8.33	3.70
Sunflower.....	Kg	4.00	-	-	4.00	3.00	-	4.59	4.59	2.86
Castor Beans.....	Kg	-	-	-	-	2.95	3.77	3.97	3.99	2.32
Rape Seed.....	Kg	3.33	4.00	1.99	3.11	3.00	-	3.42	3.42	2.55
Ground Nut Shelled.....	Kg	6.00	4.67	-	5.33	3.99	4.49	-	4.53	4.60
PREPARED CEREAL PRODUCTS										
Spaghetti (Local) Without Egg....	Kg	7.67	6.00	5.00	6.22	6.00	6.00	6.00	6.00	6.41
Pastini.....	Kg	10.00	-	-	10.00	7.00	7.00	-	6.75	8.06
Macaroni (Local) Without Egg....	Kg	6.00	5.67	5.00	5.56	5.33	5.00	5.50	5.25	5.28
'Fafa' Flour.....	kg	6.00	-	-	6.00	8.00	-	-	-	7.63
'Dube' Flour.....	kg	-	-	-	-	-	-	-	-	5.10
BREAD AND OTHER PREPARED FOODS										
'Enjera' ('Teff' Mixed).....	325gm	.77	-	.26	.52	.54	.72	.87	.76	.60
'Dabo' (Traditional Ambasha)..	350gm	.79	.52	-	.65	-	.63	.52	.57	.56
'Dabo' (Traditional Sheleto)..	350gm	-	-	-	-	.60	-	-	.65	.57

Table 2 Group 11 :-(Cont'd) Average Retail Price of Goods and Services by Region and Selected Market Places

June 2002
Sene 1994

REGION AND MARKET PLACES										
ITEM	UNIT	GAMBELLA			GAMBELLA AVERAGE	HARARI TOWN	DIREDAWA		DIREDAWA AVERAGE	COUNTRY LEVEL AVERAGE
		Gambella	Shebo- kire	Akashi			Dire Dawa	Melka- Jebdu		
PRICE IN BIRR										
Bread Wheat (Bakery).....	350gm	1.28	1.12	1.57	1.33	1.17	1.75	.94	1.40	1.07
Biscuits	150gm	3.11	3.86	2.00	2.99	2.00	2.73	2.73	2.50	2.49
MEAT										
Beef	Kg	10.00	10.00	12.00	10.67	17.33	16.00	16.00	16.00	12.67
Camel Meat	Kg	-	-	-	-	10.00	10.00	10.00	10.00	9.71
FISH AND FISH PRODUCTS										
Fish Fresh.....	Kg	3.65	.76	-	2.21	-	-	-	-	4.40
Sardines (Imported).....	125gm	-	-	-	-	-	5.63	5.63	5.52	6.17
DIARY PRODUCTS AND EGG										
Cow Milk (Unpasteurized).....	Lt	2.25	-	2.34	2.30	2.40	4.00	2.73	3.44	2.57
Cow Milk (pasteurized).....	Lt	-	-	-	-	-	-	-	-	3.84
Camel Milk.....	Lt	-	-	-	-	-	3.44	2.96	3.20	2.54
Goat Milk.....	Lt	-	-	-	-	-	-	-	-	2.93
Powdered Milk (Edget).....	450gm	-	-	22.33	22.33	-	17.10	22.13	19.69	23.67
Yoghurt (Traditional).....	Lt	-	-	-	-	5.88	3.30	4.03	5.14	4.20
Cheese Cottage.....	Kg	-	-	3.04	3.04	-	10.00	-	10.00	4.62
Egg (Traditional).....	Dozen	6.00	4.00	4.80	4.93	4.80	4.80	4.53	4.71	3.76
OILS AND FATS										
Butter Unrefined.....	Kg	21.33	22.00	23.67	22.33	25.33	26.67	-	26.60	20.97
Cooking Oil (Imported).....	Lt	8.65	-	13.67	11.16	7.75	8.27	8.67	8.47	10.99
Cooking Oil (Local).....	Lt	-	-	8.83	8.83	9.00	7.83	-	7.87	10.26

Table 2 Group 11 :- (Cont'd) Average Retail Price of Goods and Services by Region and Selected Market Places

June 2002
Sene 1994

ITEM	UNIT	R E G I O N A N D M A R K E T P L A C E S							COUNTRY LEVEL AVERAGE	
		G A M B E L L A			GAMBELLA AVERAGE	HARARI TOWN	D I R E D A W A			DIREDAWA AVERAGE
		Gambella	Shebo- kire	Akashi			Dire Dawa	Melka- Jebdu		

P R I C E I N B I R R

VEGETABLES AND FRUITS
VEGETABLES (FRESH)

Ethiopian Kale.....	Kg	1.02	1.61	.28	.97	1.01	-	.67	.72	.79
Cabbage.....	Kg	1.13	-	1.16	1.15	.59	1.04	1.57	1.12	1.07
Lettuce.....	Kg	-	-	-	-	-	-	4.20	4.20	1.81
Spinach.....	Kg	-	-	-	-	1.33	.76	-	.76	.96
Carrot.....	Kg	2.04	-	1.38	1.71	1.00	1.01	2.78	1.74	1.81
Tomatoes.....	Kg	-	2.58	-	2.58	2.63	2.15	2.29	2.15	1.90
Onions.....	Kg	3.32	4.00	2.20	3.17	2.29	2.18	3.08	2.52	2.39
Garlics.....	Kg	6.14	9.67	8.93	8.25	-	-	15.60	15.60	8.34
Leaks.....	Kg	4.00	-	1.59	2.55	1.11	2.56	2.78	2.39	2.17
Pepper Green.....	Kg	5.38	-	.50	2.94	2.86	2.50	3.90	3.19	3.23
Pumpkin.....	Kg	-	-	-	-	-	.58	-	.58	.41
Green Peas.....	Kg	-	-	-	-	-	-	-	-	2.52
Beet Root.....	Kg	1.72	-	-	1.72	.98	1.01	1.58	1.23	1.33
Cauliflower.....	Kg	-	-	-	-	-	-	-	-	3.09

FRUITS FRESH

Banana.....	Kg	3.14	1.87	.44	1.82	2.25	1.94	2.42	2.21	1.79
Orange.....	Kg	3.62	-	.25	1.93	2.71	-	-	2.70	2.35
Lemon.....	Kg	2.42	3.63	.81	2.29	3.37	1.18	3.97	2.70	2.52
Tangerine.....	Kg	-	-	-	-	-	-	-	-	2.46
Papaya.....	Kg	.84	.74	-	.79	2.06	2.45	1.96	2.17	1.51
Grapes.....	Kg	-	-	-	-	-	5.00	-	5.00	4.24
Avocado.....	Kg	-	-	-	-	-	-	-	-	2.47
Mango.....	Kg	-	3.56	.46	2.01	1.87	1.83	2.86	2.34	2.33
Cactus.....	Kg	-	-	-	-	-	-	-	-	.77

Table 2 Group 11 :-(Cont'd) Average Retail Price of Goods and Services by Region and Selected Market Places

June 2002
Sene 1994

R E G I O N A N D M A R K E T P L A C E S										
ITEM	UNIT	G A M B E L L A			GAMBELLA AVERAGE	HARARI TOWN	D I R E D A W A		DIREDAWA AVERAGE	COUNTRY LEVEL AVERAGE
		Gambella	Shebo- kire	Akashi			Dire Dawa	Melka- Jebdu		

P R I C E I N B I R R

SPICES

Pepper Whole.....	Kg	-	4.14	1.95	3.05	6.00	8.00	-	7.75	5.67
Black Pepper(Local).....	Kg	-	-	-	-	-	-	-	-	21.38
Long Pepper(Local).....	Kg	-	-	-	-	12.67	27.94	-	24.80	13.97
White Cumin(Bishop's Weed)Local..	Kg	9.33	7.67	9.44	8.81	5.00	-	9.81	9.81	6.01
Black Cumin(Local).....	Kg	8.78	8.00	-	8.39	6.00	-	15.48	15.48	6.50
Ginger Dry(Local).....	Kg	-	-	-	-	3.00	-	5.06	5.06	4.08
Ginger Wet(Local).....	Kg	1.96	4.85	.51	2.44	2.33	-	-	-	1.66
Cloves(Imported).....	Kg	-	80.00	-	80.00	118.33	-	-	-	103.60
Cinnamon(Imported).....	Kg	-	-	50.00	50.00	-	-	-	-	28.02
Cardamon(Local).....	Kg	28.33	-	-	28.33	-	-	-	-	34.01
Tumeric Flour(Local).....	Kg	5.00	4.33	3.23	4.19	3.00	9.81	10.00	8.74	4.41
Chillies Whole.....	Kg	-	13.06	4.12	8.59	6.00	-	-	-	6.91
Basil Dry.....	Kg	-	-	7.64	7.64	8.33	-	-	-	8.28

POTATOES, OTHER TUBERS AND STEMS

Potato.....	Kg	1.36	2.00	1.55	1.64	1.25	1.35	1.51	1.33	1.04
Sweet Potato.....	Kg	1.34	.87	-	1.06	.91	-	-	1.41	.74
'Kocho' (Unprocessed).....	Kg	-	-	.52	.52	5.00	5.00	-	5.00	1.16
'Bula'.....	Kg	-	-	1.33	1.33	10.00	8.00	-	8.00	3.93

COFFEE, TEA, CHAT AND BUCK-THORN LEAVES

Tea Leaves(Local).....	100gm	2.00	2.42	2.00	2.14	2.00	2.00	2.00	2.00	2.02
Coffee Whole.....	Kg	-	-	1.32	1.32	-	-	-	-	2.80
Coffee Beans.....	Kg	10.00	5.17	3.22	6.13	10.35	10.95	11.67	12.30	6.98
Coffee Leaves.....	Kg	-	-	-	-	8.33	4.10	6.32	5.65	4.53
Buck Thorn Leaves.....	Kg	3.49	3.06	1.47	2.68	3.20	2.78	-	3.10	3.33

Table 2 Group 11 :- (Cont'd) Average Retail Price of Goods and Services by Region and Selected Market Places

June 2002
Sene 1994

ITEM	UNIT	REGION AND MARKET PLACES								COUNTRY LEVEL AVERAGE
		GAMBELLA			GAMBELLA AVERAGE	HARARI TOWN	DIREDAWA		DIREDAWA AVERAGE	
		Gambella	Shebo-kire	Akashi			Dire Dawa	Melka-Jebdu		
PRICE IN BIRR										
'Chat'.....	Kg	-	-	.90	.90	5.63	7.86	10.75	10.24	14.88
Malt-Barley.....	Kg	-	-	-	-	3.08	5.90	-	6.53	2.88
Malt-Wheat.....	Kg	-	-	-	-	2.73	-	-	-	2.76
OTHER FOOD ITEMS										
Salt.....	Kg	2.00	2.67	2.00	2.22	1.42	1.08	1.17	1.07	1.55
Sugar.....	Kg	5.00	5.50	5.00	5.17	4.00	4.00	4.17	3.98	4.78
Honey.....	Kg	-	9.00	4.33	6.67	20.00	20.00	-	20.00	12.97
Canned Tomato (Local).....	410gm	7.00	7.00	6.33	6.78	6.00	6.42	6.17	6.34	6.82
FOOD TAKEN AWAY FROM HOME										
Cup of Tea.....	No	.50	.30	.30	.38	.38	.32	.25	.29	.37
Cup of Coffee.....	No	.70	.50	.50	.58	.97	.75	.33	.56	.77
Cup of Milk.....	No	1.00	1.00	.50	.88	.97	1.00	-	1.00	.90
'Key Wot Yebere'.....	One Meal	4.00	5.00	5.00	4.63	4.00	4.00	-	4.00	4.42
'Key Wot Yebeg/Yefyel'.....	One Meal	4.00	5.00	5.00	4.63	5.00	4.00	4.00	4.00	4.77
COST OF MILLING										
Cereals.....	100Kg	12.00	-	20.00	16.00	15.00	15.00	12.50	14.72	12.97
Pulses.....	100Kg	-	20.00	20.00	20.00	15.00	15.00	-	15.00	14.90
Pepper Whole.....	100Kg	-	-	100.00	100.00	100.00	75.00	-	83.33	80.58
BEVERAGES - NON ALCOHOLIC										
Ambo Mineral Water.....	500cc	2.50	3.00	2.50	2.67	-	1.60	-	1.64	2.12
Bure Mineral Water.....	500cc	-	-	-	-	-	-	-	-	1.91
Coca Cola/Fanta.....	300cc	2.50	-	-	2.50	2.00	1.75	1.75	1.75	2.07

Table 2 Group 11 :-(Cont'd) Average Retail Price of Goods and Services by Region and Selected Market Places

June
Sene 2002
1994

R E G I O N A N D M A R K E T P L A C E S										
ITEM	UNIT	G A M B E L L A			GAMBELLA AVERAGE	HARARI TOWN	D I R E D A W A		DIREDAWA AVERAGE	COUNTRY LEVEL AVERAGE
		Gambella	Shebo- kire	Akashi			Dire Dawa	Melka- Jebdu		
P R I C E I N B I R R										
Pepsi Cola/Mirinda.....	300cc	2.50	3.00	2.50	2.67	2.00	1.75	1.75	1.75	2.11
BEVERAGES - ALCOHOLIC										
Araki (Local).....	900cc	20.56	-	27.30	23.93	23.77	18.33	26.50	21.14	23.73
Cognac (Local).....	900cc	-	-	-	-	-	-	-	-	21.49
Brandy (Local).....	900cc	-	-	-	-	-	-	-	-	22.18
Gin (Local).....	900cc	20.56	30.34	27.64	26.18	23.77	18.33	26.50	21.14	24.19
Saris Wine (Normal).....	750cc	-	-	8.25	8.25	-	6.33	10.00	7.50	7.65
'Katikalla'.....	Lt	4.87	4.87	2.84	4.19	5.56	5.56	7.59	6.30	6.14
Beer (Bedele).....	330cc	3.00	3.00	3.00	3.00	-	-	-	-	3.12
Beer (Harar).....	330cc	-	-	-	-	2.83	2.60	2.60	2.59	3.07
Beer (Meta Abo).....	330cc	3.50	-	3.50	3.50	-	-	-	-	3.21
'Tella'.....	Lt	1.12	-	.67	.90	1.18	.96	1.18	1.03	.80
'Tej' (Mead).....	Lt	2.25	2.25	2.31	2.27	1.16	2.00	-	1.76	2.25
CIGARETTES AND TOBACCO										
CIGARETTES										
Nyala.....	Packet	-	4.00	4.00	4.00	-	-	-	-	4.31
Gissila.....	Packet	-	-	1.00	1.00	-	-	-	-	1.42
Rothmans.....	Packet	10.00	10.00	8.00	9.33	7.67	-	-	6.00	9.22
TOBACCO										
'Gaya'.....	Kg	11.32	12.29	10.07	11.23	-	-	-	-	8.45
CLOTHING AND FOOT WEAR										

Table 2 Group 11 :-(Cont'd) Average Retail Price of Goods and Services by Region and Selected Market Places

June 2002
Sene 1994

ITEM	UNIT	R E G I O N A N D M A R K E T P L A C E S							COUNTRY LEVEL AVERAGE	
		G A M B E L L A			GAMBELLA AVERAGE	HARARI TOWN	D I R E D A W A			DIREDAWA AVERAGE
		Gambella	Shebo- kire	Akashi			Dire Dawa	Melka- Jebdu		
P R I C E I N B I R R										
CLOTHING										
Abujedid(Akaki/Bahir Dar)91cm. Meter	4.00	-	4.00	4.00	-	3.50	3.61	3.53	4.02	
Abujedid(Komb./Arba Minch)150cm. Meter	7.00	-	7.00	7.00	-	5.58	-	5.58	5.73	
Khaki(S-10,000 Twil)110cm. Meter	-	-	-	-	-	7.00	-	7.00	10.79	
Khaki(Akaki)91cm. Meter	-	-	-	-	-	7.00	-	7.00	8.08	
Wool-England 100%. Meter	-	-	-	-	-	-	-	-	169.86	
Tetron(Arba Minch). Meter	-	-	-	-	-	10.00	-	10.00	20.12	
Poplin(Dire Dawa)105cm. Meter	6.00	-	-	6.00	-	6.00	-	6.00	6.77	
Poplin(Komb./Arba Minch)150cm. Meter	12.00	-	-	12.00	-	10.00	-	10.00	10.61	
Nylon(Mojo). Meter	11.33	-	-	11.33	-	10.00	-	10.00	9.94	
Polyster(Arba Minch/Awasa). Meter	-	-	-	-	-	18.67	-	18.67	16.94	
Jersi. Meter	-	-	-	-	-	12.00	-	12.00	14.40	
Cotton. Kg	-	-	-	-	7.00	-	-	-	4.71	
Hisufi. Meter	-	-	-	-	-	-	-	-	20.60	
Kefay. Meter	-	-	31.67	31.67	-	-	-	-	22.77	
COST OF TAILORING										
Woolen Suit (Men). No	-	-	-	-	253.33	260.00	-	260.00	252.08	
Khaki Suit (Men). No	-	-	-	-	-	40.00	-	40.00	39.48	
Khaki Suit (Boys). No	-	-	-	-	-	27.00	-	27.00	26.32	
Tateron Suit (Men). No	-	-	-	-	-	35.00	-	35.00	43.55	
Tateron Suit (Boys). No	-	-	-	-	-	-	-	-	28.69	
READY-MADE / FOR ADULTS										
'Netela'. No	-	-	-	-	-	18.50	-	18.50	23.17	
'Gabi'. No	-	-	-	-	47.50	53.33	-	53.33	52.74	

Table 2 Group 11 :- (Cont'd) Average Retail Price of Goods and Services by Region and Selected Market Places

June
Sene 2002
1994

R E G I O N A N D M A R K E T P L A C E S										
ITEM	UNIT	G A M B E L L A			G A M B E L L A A V E R A G E	H A R A R I T O W N	D I R E D A W A		D I R E D A W A A V E R A G E	C O U N T R Y L E V E L A V E R A G E
		Gambella	Shebo- kire	Akashi			Dire Dawa	Melka- Jebdu		
P R I C E I N B I R R										
Shirts Long Sleeved (Local)..... No	-	-	-	-	-	-	-	-	-	27.94
Shirts Short Sleeved (Local)..... No	-	-	-	-	-	-	-	-	-	26.88
Shirts Long Sleeved (Imported)... No	70.00	-	63.33	66.67	43.33	57.33	17.67	37.50	-	46.55
Shirts Short Sleeved (Imported).. No	66.67	-	45.00	55.83	41.67	41.00	35.00	38.60	-	46.94
Socks (Cotton) Imported..... Pair	10.67	-	6.67	8.67	-	3.83	2.17	3.00	-	6.84
Sweater (Local) Men..... No	-	-	-	-	-	-	-	-	-	37.84
Sweater (Local) Women..... No	-	-	55.00	55.00	-	-	-	-	-	35.57
Shash (Imported)..... No	16.00	-	7.50	12.60	12.00	7.33	-	7.33	-	10.92
Singlets (Local) White..... No	12.33	-	7.67	10.00	-	-	-	-	-	11.09
Jeans Trouser..... No	100.00	-	78.33	89.17	80.00	85.00	-	85.00	-	79.16
Woolen Suit..... No	-	-	-	-	-	1250.00	-	1250.00	-	1065.00
'Kemisna Netela'..... No	85.00	-	190.00	111.25	51.67	160.00	-	160.00	-	120.73
Sweater-Men (Imported)..... No	-	-	80.00	80.00	-	102.50	-	102.50	-	97.05
Sweater-Women (Imported)..... No	116.67	-	-	116.67	-	108.33	-	108.33	-	84.49
Nylon Dress..... No	-	-	-	-	-	-	-	-	-	43.06
Tetron Trouser..... No	-	-	-	-	-	50.67	-	50.67	-	48.85
Leather Jacket..... No	-	-	-	-	-	-	-	-	-	444.28
Under Wear China..... No	15.00	-	13.67	14.33	14.67	-	-	-	-	13.49
Deriya No	26.11	-	-	26.11	-	-	-	-	-	16.04
Polyester Suit..... No	-	-	-	-	-	-	-	-	-	59.38
Khaki Short No	-	-	-	-	-	-	-	-	-	10.85
T-Shirts No	31.67	-	22.67	27.17	-	-	14.67	14.67	-	29.32
Jogging Suit(sport tuta) No	120.00	-	65.00	92.50	75.00	85.00	-	85.00	-	79.93
Khaki Jacket No	-	-	-	-	-	135.00	-	135.00	-	104.86
Geldem No	17.67	-	15.00	16.33	14.33	26.33	22.33	23.00	-	19.67

Table 2 Group 11 :-(Cont'd) Average Retail Price of Goods and Services by Region and Selected Market Places

June
Sene 2002
1994

ITEM	UNIT	R E G I O N A N D M A R K E T P L A C E S								
		G A M B E L L A			G A M B E L L A A V E R A G E	H A R A R I T O W N	D I R E D A W A		D I R E D A W A A V E R A G E	C O U N T R Y L E V E L A V E R A G E
		Gambella	Shebo- kire	Akashi			Dire Dawa	Melka- Jebdu		
P R I C E I N B I R R										
READY-MADE / FOR CHILDREN										
Sweater (Local) for Boys.....	No	-	-	18.00	18.00	-	-	-	-	20.57
Socks (Imported) Cotton.....	Pair	5.33	7.00	3.00	5.11	-	2.67	2.00	2.56	4.36
Jeans Trouser.....	No	31.67	-	38.33	35.00	60.00	-	-	-	59.73
Shirt Long Sleeved(Imported)Boys.	No	-	-	25.00	25.00	25.00	15.67	-	15.67	25.02
Sweater (England) for Girls.....	No	-	-	-	-	-	-	-	-	41.83
Short for Boys.....	No	-	-	-	-	-	-	-	-	6.23
Kemise(for children)	No	61.67	-	43.33	52.50	68.33	44.00	-	44.00	47.98
FOOTWEAR (MEN AND WOMEN)										
Arbessa Leather Shoes Men(Local)Pair		90.00	-	70.00	80.00	80.33	61.98	-	61.98	89.11
Leather Shoes Men (Croft).....	Pair	118.33	-	160.00	128.75	-	173.33	-	173.33	121.69
Walking Shoes(imp.) Non-Leather	Pair	108.33	-	90.00	103.75	62.67	215.00	-	215.00	93.98
Canvas Shoes (Local) Men.....	Pair	22.50	-	-	22.50	-	-	-	-	23.08
Canvas Shoes (China) Men.....	Pair	27.33	-	-	27.33	15.33	-	-	-	24.15
Plastic Shoes (Local) Women....	Pair	12.00	9.33	8.33	9.89	9.83	7.67	-	8.67	9.03
Slippers Sponge Adult (China)..	Pair	10.00	9.00	8.33	9.11	8.00	7.83	8.00	7.81	7.63
Boots for Men Plastic (Local)..	Pair	-	-	43.67	43.67	-	-	-	-	42.71
Sendel Plastic Shoes (imp.)....	Pair	13.00	-	11.33	12.17	14.33	-	-	-	13.38
Cost of Mending Shoes sole(Men).Pair		25.00	-	22.33	23.67	-	28.50	-	28.50	22.84

Table 2 Group 11 :-(Cont'd) Average Retail Price of Goods and Services by Region and Selected Market Places

June 2002
Sene 1994

ITEM	UNIT	R E G I O N A N D M A R K E T P L A C E S							COUNTRY LEVEL AVERAGE	
		G A M B E L L A			GAMBELLA AVERAGE	HARARI TOWN	D I R E D A W A			DIREDAWA AVERAGE
		Gambella	Shebo- kire	Akashi			Dire Dawa	Melka- Jebdu		
P R I C E I N B I R R										
CONSTRUCTION MATERIALS, WATER, AND FUEL AND POWER										
CONSTRUCTION MATERIALS										
Cement/Bag/(Local).....	50Kg	50.00	-	-	50.00	38.00	36.00	42.00	37.86	38.24
Lime.....	Kg	1.49	-	-	1.49	1.06	-	1.12	1.12	1.19
Nail (7cm - 12cm).....	Kg	11.67	12.00	7.00	10.22	8.00	7.33	10.00	8.00	7.97
Nail With Cape.....	Kg	12.33	14.00	12.00	12.78	9.83	8.00	11.00	9.17	10.62
Corrugated Iron Sheet (.2mm).....	No	35.00	-	26.00	32.75	-	24.00	25.00	26.40	29.59
Wood for House Construction('Atana')..	No	-	-	-	-	-	5.67	-	5.67	6.03
Wall Paints-Super (Fluid) Normal.....	4Kg	65.00	-	-	65.00	55.00	58.00	-	57.50	58.17
Wall Paints-Super (Fluid) Plastic....	4Kg	-	-	-	-	86.00	88.33	-	88.20	89.42
Coarse Aggregate Gravel.....	Meter Cube	-	-	-	-	-	-	-	-	157.92
Hollow Concrete Block(20x20x40 cm Cube)No	2.50	-	-	-	2.50	-	-	-	-	2.50
Bricks (25cm x 12cm x 6cm).....	No	-	-	-	-	-	-	-	-	1.22
Floor Board 4m Length.....	No	-	-	-	-	50.00	-	-	-	40.56
Iron Pipe 6mt. (1/2 inch Wide) Local..	No	60.00	-	-	60.00	-	45.67	-	46.75	57.25
Chipwood (125cm x 250cm x 8mm).....	No	-	-	-	-	-	-	-	-	83.18
Sand.....	Meter Cube	-	-	-	-	-	-	-	-	79.93
Gutter N° 32.....	Meter	-	-	-	-	-	28.67	-	28.67	21.07
Window Glass (50cm x 50cm x 3mm).....	No	-	-	-	-	16.25	31.25	-	31.25	20.67
Water Tanker (1meter cube).....	No	-	-	-	-	-	-	-	-	904.40
Stone for House Construction..	Meter Cube	-	-	-	-	-	-	-	-	29.54
Mega Paints.....	4Kg	66.67	-	60.00	65.00	-	-	-	-	58.54
Tseday Paints.....	4Kg	-	-	-	-	-	-	-	-	60.82
"Yewellet Nitaf"(Tile).....	No	-	-	-	-	-	-	-	-	2.42
WATER										
Water.....	Meter Cube	7.33	8.00	10.00	8.44	7.08	7.08	10.00	7.50	7.37

Table 2 Group 11 :-(Cont'd) Average Retail Price of Goods and Services by Region and Selected Market Places

June
Sene 1994

ITEM	UNIT	R E G I O N A N D M A R K E T P L A C E S							COUNTRY LEVEL AVERAGE	
		G A M B E L L A			GAMBELLA AVERAGE	HARARI TOWN	D I R E D A W A			DIREDAWA AVERAGE
		Gambella	Shebo- kire	Akashi			Dire Dawa	Meika- Jebdu		

P R I C E I N B I R R

FUEL AND POWER

Fire Wood.....	Meter Cube	58.36	27.64	25.93	37.31	45.24	42.02	43.68	36.91	53.07
Charcoal.....	Kg	.96	1.02	1.50	1.16	1.07	1.12	1.64	1.32	1.06
Dung Cake.....	Kg	-	-	-	-	-	-	-	-	.35
Kerosine.....	Lt	2.50	-	3.37	3.02	1.79	1.77	2.07	1.90	2.46
Diesel.....	Lt	3.30	-	3.33	3.32	2.41	2.39	-	2.39	2.99
Electric.....	K.Watt	.27	-	-	.27	.27	.27	-	.27	.31
Matches.....	Box	.23	.33	.25	.27	.18	.15	.22	.17	.22
Candles.....	No	1.00	1.00	1.00	1.00	.70	1.00	1.00	.92	.94
Buthane Gas (Shell).....	12.5 Kg	-	-	-	-	-	-	-	-	126.94
Eveready Drycell.....	No	1.83	2.25	1.83	1.97	1.92	-	-	-	1.97

FURNITURE, FURNISHING, HOUSEHOLD EQUIPMENT AND OPERATION

CHAIRS, TABLES, ETC.

Table Wanza (Machine made) Varnished..	No	-	-	-	-	250.00	733.33	-	641.67	238.26
Table Wanza (Hand made) Not Varnished..	No	-	-	-	-	-	-	-	-	120.47
Chairs Wanza (Machine Made) Varnished..	No	90.00	-	-	90.00	-	-	-	-	77.10
Chairs Wanza (Hand Made) Varnished....	No	-	-	25.67	25.67	-	-	-	-	37.25
Cupboard Wanza (2 doors) Varnished....	No	775.00	-	-	775.00	1200.00	1150.00	-	1200.00	1020.77
Double Bed Wanza (120cm) Varnished....	No	450.00	-	-	450.00	825.00	600.00	-	775.00	473.87
Sofas (Complete).....	No	2750.00	-	-	2750.00	-	8000.00	-	8000.00	2821.08
Book Shelves Wanza (3 Shelves) no Door	No	275.00	-	-	275.00	365.00	450.00	-	450.00	309.44
Chest of Drawer	No	400.00	-	-	400.00	380.00	-	-	-	553.15

FURNISHINGS & REPAIRS

Bed Sheet (Non-Patterned Bahir Dar)										
1.90m x 2.50m.....	Pair	46.67	-	44.67	45.67	-	-	-	-	47.25

Table 2 Group 11 :-(Cont'd) Average Retail Price of Goods and Services by Region and Selected Market Places

June
Sene 2002
1994

R E G I O N A N D M A R K E T P L A C E S										
ITEM	UNIT	G A M B E L L A			GAMBELLA AVERAGE	HARARI TOWN	D I R E D A W A		DIREDAWA AVERAGE	COUNTRY LEVEL AVERAGE
		Gambella	Shebo- kire	Akashi			Dire Dawa	Melka- Jebdu		
P R I C E I N B I R R										
Bed Sheet(Patterned Kombolcha)										
1.90m x 2.50m.....	Pair	88.33	-	-	88.33	-	-	-	-	72.81
Bed Cover(Patterned Kombolcha).....	No	-	-	-	-	-	-	-	-	65.81
Blanket Woolen(Debre B.)160cm x 220cm.	No	-	-	86.00	86.00	77.00	81.67	-	81.67	81.34
Mattress-Sponge (A.A Foam) 120cm.....	No	303.33	-	-	303.33	320.00	323.33	-	323.33	318.89
Towel-Local (Kombolcha).....	No	13.00	-	-	13.00	-	-	-	-	12.73
EARTHEN WARE										
Water Pot.....	No	9.67	9.00	5.00	7.89	-	-	-	-	5.29
'Jebena' Medium Size.....	No	6.33	3.33	2.83	4.17	3.00	3.00	-	3.00	2.76
'Mitad' (Griddle of Clay).....	No	10.83	9.67	15.00	11.83	15.00	25.00	-	25.00	10.04
Local Stove '(Lakech)'	No	9.00	-	9.67	9.33	7.00	9.33	-	9.50	8.03
Cup for Coffee (China).....	No	1.33	-	1.00	1.17	1.00	1.25	-	1.35	1.36
Plate Clay (imported).....	No	4.67	-	4.67	4.67	4.50	5.00	-	5.00	4.52
STRAW, BAMBOO AND OTHERS										
'Sefed'.....	No	10.33	7.00	6.33	7.89	6.00	7.33	-	7.50	6.28
Sack 100Kg Capacity.....	No	-	-	-	-	8.00	-	-	-	5.00
METAL WARE										
Cooking Pan Medium (Local).....	No	24.67	-	15.00	19.83	-	-	-	-	27.11
Tray (Nickel) Medium N ^o 45 Local.....	No	-	-	-	-	-	-	-	-	16.52
Electric 'Mitad' Aluminium.....	No	-	-	-	-	-	450.00	-	450.00	391.67
Gas Stove (Kerosine) China.....	No	45.00	-	-	45.00	42.33	42.67	43.00	42.50	41.34
Refregerator.....	No	-	-	-	-	-	3290.00	-	3290.00	3208.87

Table 2 Group 11 :-(Cont'd) Average Retail Price of Goods and Services by Region and Selected Market Places

June
Sene 2002
1994

ITEM	UNIT	R E G I O N A N D M A R K E T P L A C E S								COUNTRY LEVEL AVERAGE
		G A M B E L L A			GAMBELLA AVERAGE	HARARI TOWN	D I R E D A W A		DIREDAWA AVERAGE	
		Gambella	Shebo- kire	Akashi			Dire Dawa	Melka- Jebdu		
P R I C E I N B I R R										
PLASTIC WARE (LOCAL MADE)										
Jerrycan (20 Litres).....	No	29.33	-	24.67	27.00	18.00	-	-	-	22.78
Bucket (20 Litres).....	No	18.67	-	17.33	18.00	17.67	18.00	20.00	18.33	16.33
GLASS WARE										
Glass for Tea (Duralax).....	No	3.67	2.25	2.83	2.92	3.50	4.00	4.50	4.25	3.03
OTHER HOUSEHOLD EQUIPMENT										
Kerosine Lamp.....	No	25.00	26.67	14.67	22.11	-	24.00	24.67	24.33	21.86
'Kuraz' Small Local Kerosine Lamp.....	No	-	-	1.00	1.00	.83	.67	.75	.69	1.08
Flash Light.....	No	7.00	8.00	7.00	7.33	5.67	6.33	5.33	5.78	6.48
Electric Bulb Philips(40/60 Watt).....	No	3.00	-	-	3.00	2.67	2.00	2.67	2.22	2.47
HOUSEHOLD OPERATION										
Hard Soap (Local).....	200gm	-	2.00	2.00	2.00	2.00	2.00	-	2.00	1.76
Hard Soap (Imported).....	200gm	2.15	2.67	3.00	2.61	-	-	1.84	1.84	2.22
Detergent (Omo).....	50gm	1.35	2.00	1.50	1.62	-	-	.52	.52	1.09
Incense.....	Kg	7.01	10.00	9.72	8.91	6.00	8.12	10.83	8.79	9.13
Sandal Wood.....	No	.50	.47	.33	.43	.13	.21	.25	.24	.26
Toilet Paper (Mamko).....	Roll	3.00	3.17	3.00	3.06	3.00	3.00	3.00	3.00	3.05
DRY CLEANING										
Dry Cleaning (Suit Men).....	No	-	-	-	-	13.00	15.50	-	15.50	14.18

Table 2 Group 11 :-(Cont'd) Average Retail Price of Goods and Services by Region and Selected Market Places

		R E G I O N A N D M A R K E T P L A C E S							June Sene	2002 1994
ITEM	UNIT	G A M B E L L A			GAMBELLA AVERAGE	HARARI TOWN	D I R E D A W A		DIREDAWA AVERAGE	COUNTRY LEVEL AVERAGE
		Gambella	Shebo- kire	Akashi			Dire Dawa	Melka- Jebdu		
P R I C E I N B I R R										
DOMESTIC SERVICE										
Maid Servant.....	Month	90.00	63.33	16.67	56.67	46.67	63.33	53.33	57.78	37.14
Unskilled Service (Daily Laborer)....	Day	6.67	9.00	6.67	7.44	7.67	10.00	10.00	10.00	6.95
Salary for Guard	Month	70.00	-	-	70.00	63.33	-	-	155.00	58.03
MEDICAL CARE										
Ampicillin(250 mg) Local.....	56 Caps	17.33	14.00	18.67	16.67	14.00	14.00	-	14.00	17.82
Dichlorophine(500 mg) Local.....	6 Pills	-	-	1.50	1.50	-	-	-	-	1.61
Tetracycline(250mg) Local.....	56 Caps	12.07	7.00	9.33	9.47	8.20	5.60	8.00	6.40	9.37
Penicillin Injection(4 Mu. Local). Bottle		5.00	3.00	4.00	4.00	3.93	3.83	3.80	3.76	4.03
Chloramphenicol(250mg) Local.....	56 Caps	14.00	11.00	-	12.50	12.73	14.00	-	14.00	14.36
Dipron(500mg) Local.....	20 Pills	-	2.00	3.33	2.67	-	-	-	-	2.75
Cough Syrup (Berantine) Local.....	125cc	-	-	-	-	-	-	-	6.30	8.71
Bactrim(480mg) Local.....	30 Pills	9.67	5.00	-	7.33	-	4.50	-	4.50	7.12
Vermox(100mg) Local.....	12 Pills	3.00	2.00	2.67	2.56	1.20	-	-	-	3.04
Mezel(250mg) Local.....	30 Caps	7.00	7.00	5.00	6.33	2.91	3.00	4.29	3.43	4.87
Asprin (300 mg) Local.....	20 Pills	4.00	2.00	3.33	3.11	1.00	1.83	2.00	1.90	1.99
OTHER MEDICAL EXPENSES										
Doctor's Fee (Government).....	per visit	2.00	-	1.00	1.50	1.00	1.00	-	1.00	1.50
Doctor's Fee (Private).....	per visit	4.00	-	-	4.00	15.00	13.33	-	12.00	9.27
Injection (Service Charge).....	Once	.50	-	.50	.50	1.00	1.00	-	1.00	1.03
Labratory Test Fee (Private).....	Once	5.00	-	5.00	5.00	4.00	5.00	-	5.00	4.78
Bed Charge (gov.).....	per day	2.00	-	-	2.00	2.25	4.00	-	4.00	3.21

Table 2 Group 11 :-(Cont'd) Average Retail Price of Goods and Services by Region and Selected Market Places

June
Sene 2002
1994

ITEM	UNIT	R E G I O N A N D M A R K E T P L A C E S							COUNTRY LEVEL AVERAGE	
		G A M B E L L A			GAMBELLA AVERAGE	HARARI TOWN	D I R E D A W A			DIREDAWA AVERAGE
		Gambella	Shebo- kire	Akashi			Dire Dawa	Melka- Jebdu		
P R I C E I N B I R R										
TRANSPORT AND COMMUNICATION										
TRANSPORT										
Benzene.....	Lt	4.98	-	-	4.98	4.09	4.07	-	4.07	4.43
Motor Oil (Mobil).....	Lt	21.00	-	-	21.00	19.68	19.75	-	19.75	19.54
Car Washing and Greasing.....	No	-	-	-	-	25.67	28.33	-	28.33	27.17
Bus Fare (per km).....	Tarif	-	-	-	-	.06	-	-	.16	.16
Bus Fare (within Town)	Trip	-	-	-	-	-	-	-	.33	.33
Taxi Fare	Trip	-	-	-	-	1.00	1.00	-	1.00	.76
Air Plane (To Addis Ababa)	Trip	368.00	-	-	368.00	371.40	-	-	361.40	347.24
Animal Transport fare.....	Trip	-	-	-	-	-	-	-	-	17.79
Cart Fare.....	Trip	-	-	-	-	1.00	1.00	-	1.00	.96
Train Fare	Trip	-	-	-	-	-	-	-	42.00	29.14
Service Charge (Motor oil change)...	Once	-	-	-	-	-	-	-	-	17.64
COMMUNICATION										
Telephone Charge (with town).....	Period	-	-	-	-	.20	-	-	.20	.28
Telephone Charge to Addis Ababa....	Period	3.75	3.75	3.50	3.67	2.35	-	2.70	2.70	2.77
Telephone Line Installation Charge..	Once	355.75	-	-	355.75	355.75	-	-	355.75	353.12
ENTERTAINMENT AND EDUCATION										
EQUIPMENT AND ACCESSORIES										
T.V. Set Philips 21 inch(Colored).....	No	-	-	-	-	2726.67	2383.33	-	2383.33	3148.10
Cassette Recorded Original(Local Music)	No	12.00	-	-	12.00	12.00	12.00	-	12.00	12.36
Radio Set Philips 3 Band.....	No	-	-	86.67	86.67	175.00	85.00	-	85.00	137.38
Tape Recorder National (2 Speaker)....	No	-	-	-	-	-	376.67	-	376.67	346.96
Expense for Photograph(Passport size)4Pho		4.33	-	4.00	4.17	4.33	4.00	4.00	4.00	4.17

June 2002
Sene 1994

R E G I O N A N D M A R K E T P L A C E S										
ITEM	UNIT	G A M B E L L A			GAMBELLA AVERAGE	HARARI TOWN	D I R E D A W A		DIREDAWA AVERAGE	COUNTRY LEVEL AVERAGE
		Gambella	Shebo- kire	Akashi			Dire Dawa	Melka- Jebdu		
P R I C E I N B I R R										
Newspaper (Addis Zemen).....	No	-	-	-	-	.50	-	-	-	.54
Theater Entrance Fee	Once	-	-	-	-	-	-	-	-	10.00
EDUCATION										
Exercise Book (50 Leaves) Local.....	No	2.50	2.50	2.00	2.33	2.00	2.00	-	2.06	1.95
Pencil (China).....	No	.30	.50	.25	.35	.25	.25	.25	.25	.25
Ball Point-Bic England.....	No	1.00	1.00	1.00	1.00	1.00	1.00	1.03	1.01	1.04
Day School Fee-Public(Grade 7 & 8)..Month		-	-	-	-	-	-	-	-	15.45
Day School Fee-Private(Grade 9-12)..Month		-	-	-	-	-	52.50	-	52.50	86.47
Night School Fee-Government(Gr.9-12)Month		18.00	-	-	18.00	21.50	32.00	-	32.00	19.85
School Uniform Fee	No	-	-	-	-	80.33	61.00	-	61.00	61.97
Night School Fee-Private(Grade9-12).Month		-	-	-	-	-	-	-	-	24.83
PERSONAL CARE AND EFFECTS										
PERSONAL CARE										
Lux Toilet Soap.....	90gm	2.25	2.00	2.00	2.08	1.69	1.92	2.25	1.98	2.27
Blade-TOPAZ.....	No	.30	.37	.25	.31	.25	.35	.25	.29	.26
Hair Dressing (Traditional).....	No	3.00	3.33	2.17	2.79	3.00	8.33	-	8.33	2.88
Hair Dressing (Modern).....	No	10.00	-	10.00	10.00	8.00	8.00	-	8.00	7.62
Barbery (Mens Hair Cut).....	No	4.00	-	4.67	4.33	3.00	3.00	2.33	2.78	3.11
Paraffin Hair Oil.....	330cc	9.00	10.00	8.67	9.22	7.67	7.67	8.00	7.78	8.18
Zenith Hair Oil.....	330cc	10.00	10.00	9.00	9.67	7.00	13.20	13.20	12.83	8.69
Shaving Machine (medium)	No	25.00	-	-	25.00	24.33	28.67	-	28.67	30.33
Perfume	CC	-	-	40.00	40.00	-	-	18.67	18.67	24.14
PERSONAL EFFECTS										
Umbrella-Men Medium (Local).....	No	36.67	-	24.33	30.50	-	-	-	-	23.14

Table 2 Group 11 :- (Cont'd) Average Retail Price of Goods and Services by Region and Selected Market Places

June
Sene 2002
1994

REGION AND MARKET PLACES										
ITEM	UNIT	GAMBELLA			GAMBELLA AVERAGE	HARARI TOWN	DIREDAWA		DIREDAWA AVERAGE	COUNTRY LEVEL AVERAGE
		Gambella	Shebo- kire	Akashi			Dire Dawa	Melka- Jebdu		
PRICE IN BIRR										
Umbrella-Women Medium (Imported).....	No	26.67	20.33	23.33	23.44	12.00	15.33	-	15.33	20.83
Hand Bag (Imported Synthetic).....	No	-	-	-	-	-	103.33	-	103.33	105.31
Belt (Local) Machine Made.....	No	-	-	30.67	30.67	-	-	-	-	11.51
Belt (Local) Hand Made.....	No	-	-	-	-	-	-	-	-	3.99
JEWELLERY										
Seiko-21 Jewels Automatic (Men).....	No	-	-	-	-	-	250.00	-	250.00	305.00
Seiko-21 Jewels Automatic (Women).....	No	-	-	-	-	-	230.00	-	230.00	298.48
Earrings (4gm 18 carat Local).....	Pair	-	-	-	-	300.00	280.00	-	280.00	320.37
Neck Laces (6gm 21 carat Imported).....	No	-	-	-	-	570.00	540.00	-	540.00	570.75
Rings (4gm 18 carat Local).....	No	-	-	-	-	300.00	280.00	-	280.00	322.17
Bracelet 20gm (18 carat Local).....	No	-	-	-	-	1460.00	1400.00	-	1400.00	1604.22
LIVESTOCK AND DRAUGHT ANIMALS										
LIVESTOCK										
Sheep (10-15Kg).....	No	-	90.00	50.00	70.00	-	65.00	55.00	60.00	89.28
Goat (10-15Kg).....	No	75.00	90.00	55.00	73.33	-	56.00	65.00	60.50	70.16
Heifer (2-4 Years).....	No	380.00	-	213.33	296.67	-	410.00	-	410.00	362.63
Cow (4 Years and Above).....	No	843.33	-	610.00	726.67	-	583.33	-	583.33	546.22
Bull (2-4 Years).....	No	433.33	-	426.67	430.00	-	376.67	-	376.67	393.38
Ox (4 Years and Above).....	No	1143.33	-	806.67	975.00	-	973.33	-	973.33	774.34
Hen (Indigenous).....	No	7.33	-	6.00	6.67	5.33	4.67	-	5.50	6.67
Cock (Indigenous).....	No	10.33	-	12.00	11.17	8.00	7.67	-	9.33	9.82
DRAUGHT ANIMALS										
Donkey.....	No	-	-	-	-	-	215.00	-	215.00	265.41
Horse.....	No	-	-	-	-	-	-	-	-	518.67

Table 2 Group 11 :-(Cont'd) Average Retail Price of Goods and Services by Region and Selected Market Places

June 2002
Sene 1994

R E G I O N A N D M A R K E T P L A C E S										
ITEM	UNIT	G A M B E L L A			G A M B E L L A AVERAGE	H A R A R I T O W N	D I R E D A W A		D I R E D A W A AVERAGE	C O U N T R Y L E V E L AVERAGE
		Gambella	Shebo- kire	Akashi			Dire Dawa	Melka- Jebdu		
P R I C E I N B I R R										
Mule.....	No	-	-	-	-	-	-	-	-	919.56
FARM EQUIPMENT (INDUSTRIAL PRODUCT)										
Sickel.....	No	11.00	-	7.67	9.33	-	10.00	-	10.00	12.35
Pick Axe ('Doma').....	No	20.00	-	17.33	18.67	21.00	23.00	-	23.00	19.18
'Gejera'.....	No	21.00	-	32.00	26.50	25.00	18.67	-	18.67	18.98
FARM EQUIPMENT (HAND MADE)										
'Mofer'.....	No	-	-	-	-	-	-	-	-	14.78
'Kember'.....	No	-	-	-	-	-	-	-	-	8.93
'Digr'.....	No	-	-	-	-	-	-	-	-	2.72
Plough.....	No	-	-	-	-	25.00	10.00	-	10.00	16.10
Sickel.....	No	-	-	-	-	-	-	-	-	3.43
'Wegel'.....	No	-	-	-	-	5.00	4.00	-	4.00	4.06
'Erfe '.....	No	-	-	-	-	-	-	-	-	2.61
MISCELLANEOUS GOODS AND SERVICES										
Coffin (Medium Quality).....	No	300.00	-	78.33	167.00	60.00	140.00	-	140.00	172.46
Charge for Money order	Once	11.03	-	-	11.03	1.65	-	-	11.03	5.98
Charge for Visa (for person).....	No,	-	-	-	-	-	-	-	-	65.00

Group 1

PART II

Group 1

Market Places

(Endasilase, Endabaguna, Adwa, Axum, Adigrat, Wukiro, Mai-Chew, Mekele, Ayisaeta, Dubti, Melka Werer and Awash Sebat Kilo.)

Table 1 Group 1 :- Average Prices of Hotel Services by Region and Urban Market Places

June
Sene 2002
1994

ITEM	UNIT	R E G I O N A N D M A R K E T P L A C E S														
		T I G R A Y										A F A R				AFAR AVERAGE
		Enda- silase	Enda- baguna	Adwa	Axum	Adigrat	Wukiro	Mai- chew	Mekelle	TIGRAY AVERAGE	Ayisaeta	Dubti	Meika Werera	Awash Sebat killo		
P R I C E I N B I R R																
BED ROOM																
First Class.....	Per Night	15.00	6.33	25.00	18.33	13.33	9.33	11.00	26.67	14.77	14.00	6.00	10.00	40.00	17.00	
Second Class.....	"	12.50	5.33	20.00	8.67	10.00	-	9.00	25.00	11.56	5.67	-	7.00	22.50	11.50	
Third Class.....	"	10.00	5.00	15.00	-	-	-	-	20.00	12.50	-	-	5.00	13.33	9.17	
MENU																
'Yebeg Key Wot'.....	Single Meal	6.00	5.00	5.33	5.67	6.00	5.00	5.00	4.67	5.33	4.67	4.67	-	5.00	4.78	
'Yebere Key Wot'.....	"	-	-	-	-	-	-	-	-	-	-	-	-	-	-	
'Yebeg Alichu Wot'.....	"	5.33	-	5.00	5.67	6.00	-	5.00	-	5.42	-	4.00	-	5.00	4.80	
'Yebere Alichu Wot'.....	"	-	-	-	-	-	-	-	-	-	-	-	-	-	-	
'Doro Wot'.....	"	6.67	-	6.00	6.50	7.33	-	6.67	6.00	6.64	-	-	-	-	-	
'Minchet Abish'.....	"	6.67	-	6.00	6.00	6.33	-	5.50	6.00	6.14	-	-	-	-	-	
'Yebeg Kikil'.....	"	5.67	-	5.00	5.67	6.67	5.00	5.33	5.00	5.50	-	-	5.00	-	5.00	
'Tripa'.....	"	-	-	-	-	-	-	-	-	-	4.00	-	-	5.00	4.67	
'Yebeg Tibs'.....	"	6.67	5.33	6.67	6.67	7.00	6.00	6.00	6.00	6.29	5.00	-	-	5.00	5.00	
'Yebere Tibs'.....	"	-	5.33	-	-	-	-	-	-	-	5.50	5.67	-	6.67	6.00	
'Yebeg Dullet'.....	"	5.00	3.00	4.00	3.67	4.00	3.83	4.00	3.67	3.90	-	-	5.50	-	5.50	
'Yebere Dullet'.....	"	-	-	-	-	-	-	-	-	-	-	3.00	-	4.00	3.50	
'Kitfo'.....	"	10.00	-	10.00	10.00	9.00	-	10.00	-	9.75	-	-	-	-	-	
'Gored Gored'.....	"	-	-	-	-	-	-	-	-	-	-	-	8.00	-	8.00	
'Tire Siga'.....	Kg.	-	-	-	-	-	-	-	-	-	4.00	-	8.00	-	6.00	
Scrambled Egg.....	Single Meal	3.00	2.50	3.83	3.67	-	4.00	4.00	-	3.47	3.00	-	3.50	4.67	4.00	
Scrambled Egg With Meat	"	6.00	-	6.00	6.50	-	-	-	6.00	6.14	5.00	-	5.50	5.00	5.13	
'Enjera Firfir'.....	"	-	-	5.00	3.33	3.67	-	3.00	-	3.70	3.00	3.00	3.25	5.33	3.94	
'Quanta Firfir'.....	"	-	-	6.00	-	-	-	5.00	5.67	5.50	4.00	-	4.00	-	4.00	
'Doro Firfir'.....	"	-	-	-	-	-	-	-	-	-	-	-	-	-	-	
'Zilzil Tibs'.....	"	-	-	-	-	-	-	6.00	-	6.00	-	-	-	-	-	
'Goden Tibs'.....	"	-	-	-	-	7.00	-	6.00	-	6.50	-	-	-	-	-	
'Milasna Sember Tibs'...	"	-	-	-	-	-	-	-	-	-	-	-	-	-	-	
'Atikit Besiga'.....	"	-	-	-	-	-	-	14.00	-	14.00	-	-	-	-	-	
								4.00		4.00						

Table 1 Group 1 :- (Cont'd) Average Prices of Hotel Services by Region and Urban Market Places

June 2002
Sene 1994

ITEM	UNIT	R E G I O N A N D M A R K E T P L A C E S													
		T I G R A Y								A F A R				AFAR AVERAGE	
		Enda- silase	Enda- baguna	Adwa	Axum	Adigrat	Wukiro	Mai- chew	Mekelle	TIGRAY AVERAGE	Ayisaeta	Dubti	Melka Werers		Awash Sebat killo
P R I C E I N B I R R															
Roasted Lamb.....	"	-	-	-	8.50	-	-	-	-	8.50	-	-	-	-	-
Roasted Chicken.....	"	-	-	-	-	-	-	8.00	-	8.00	-	-	-	-	-
Spaghetti With Sauce...	"	5.33	4.00	6.50	5.33	4.67	4.17	5.00	5.00	4.93	5.00	-	5.00	27.50	27.50
Macaroni With Sauce...	"	5.50	3.00	5.50	4.67	4.50	4.00	4.33	4.00	4.35	5.00	-	4.00	5.00	5.00
Minestrone.....	"	-	-	-	-	4.50	-	4.50	4.00	4.33	4.00	-	3.00	-	4.50
Pastal Furno.....	"	-	-	-	-	-	-	5.00	-	5.00	-	-	5.00	-	5.00
Secondo Misto.....	"	-	-	-	-	-	-	6.00	-	6.00	-	-	4.50	-	4.50
Cotelet /Veal.....	"	-	-	-	-	-	-	-	-	-	-	-	-	-	-
Fasting Meal Without Fish	"	4.33	2.00	3.83	3.67	4.00	3.50	3.00	3.67	3.50	-	3.00	2.50	4.00	3.19
Fasting Meal With Fish	"	-	-	-	-	-	-	-	-	-	2.75	-	-	-	2.75
'Suff Fitfit'.....	"	-	-	-	3.33	-	-	3.00	-	3.17	3.00	-	-	5.00	4.50
'Assa Wot'/Fish/.....	"	-	-	5.00	-	-	-	-	-	5.00	-	-	-	-	-
'Assa Leleb'.....	"	-	-	-	-	-	-	-	-	-	-	-	5.00	-	5.00

Group 2

Market Places

(Chuait, Gondar, Esete, Debre Tabor, Kobo, Weldiya,
Kombolcha, Dessie, Shewa Robit, Debre Birhan.)

Table 1 Group 2 :- Average Prices of Hotel Services by Region and Urban Market Places

June
Sene 2002
1994

ITEM	UNIT	R E G I O N A N D M A R K E T P L A C E S									
		A M H A R A									
		Chuahit	Gondar	Esete	Debre-Tabor	Kobo	Weldiya	Kombolcha	Dessie	Shewa-Robit	Debre-Birhan
P R I C E I N B I R R											
BED ROOM											
First Class.....	Per Night	4.50	16.33	5.67	6.67	12.67	11.33	17.50	15.33	14.00	20.00
Second Class.....	"	-	12.50	-	-	12.00	8.33	14.00	11.33	8.50	11.00
Third Class.....	"	-	-	-	-	8.00	6.00	10.00	-	-	6.50
MENU											
'Yebeg Key Wot'.....	Single Meal	3.25	4.33	3.67	4.00	5.00	5.00	6.00	5.50	6.00	5.33
'Yebere Key Wot'.....	"	-	-	-	-	5.00	-	-	5.00	5.00	4.33
'Yebeg Alichu Wot'.....	"	-	4.33	3.17	-	5.00	6.33	6.00	5.00	-	5.00
'Yebere Alichu Wot'.....	"	-	-	-	-	5.00	-	-	-	-	4.00
'Doro Wot'.....	"	-	6.00	-	5.00	-	-	8.00	-	-	-
'Minchet Abish'.....	"	-	5.17	-	5.00	5.50	6.00	6.50	5.50	-	-
'Yebeg Kikil'.....	"	-	5.00	-	5.50	4.50	6.00	6.00	-	5.00	5.67
'Yebere Kikil'.....	"	-	-	-	-	5.00	-	-	5.00	-	-
'Tripa'.....	"	-	-	-	-	-	-	-	-	-	-
'Yebeg Tibs'.....	"	4.50	6.00	4.17	5.00	6.00	6.67	6.50	6.00	6.00	6.33
'Yebere Tibs'.....	"	-	-	-	-	6.00	-	-	5.00	5.50	5.50
'Yebeg Dullet'.....	"	3.00	4.17	-	3.50	4.00	4.00	3.50	3.75	5.00	4.33
'Yebere Dullet'.....	"	-	-	-	-	4.00	-	-	-	-	-
'Kitfo'.....	"	-	8.00	-	7.67	-	-	10.00	9.33	-	8.67
'Gored Gored'.....	"	-	-	-	7.50	7.00	-	-	-	-	-
'Tire Siga'.....	Kg.	-	-	-	-	14.00	-	-	20.00	12.00	16.00
Scrambled Egg.....	Single Meal	3.50	4.00	3.17	3.83	3.33	-	4.00	3.50	4.00	4.67
Scrambled Egg With Meat	"	-	5.00	3.67	4.83	6.00	5.67	6.00	5.00	5.00	5.33
'Enjera Firfir'.....	"	-	4.00	2.50	-	3.33	4.00	4.00	3.33	4.00	4.33
'Quanta Firfir'.....	"	-	4.50	3.17	-	4.00	-	6.00	5.00	-	-
'Doro Firfir'.....	"	-	-	-	-	5.00	-	-	-	-	-
'Zilzil Tibs'.....	"	-	-	-	-	7.00	-	-	5.00	6.00	7.00
'Goden Tibs'.....	"	-	-	-	-	7.00	-	-	5.00	-	7.00
'Milasna Sember Tibs'...	"	-	-	-	-	-	-	-	6.00	-	6.00

Table 1 Group 2 :-(Cont'd) Average Prices of Hotel Services by Region and Urban Market Places

June 2002
Sene 1994

ITEM	UNIT	R E G I O N A N D M A R K E T P L A C E S									
		A M H A R A									
		Chuahit	Gondar	Esete	Debre-Tabor	Kobo	Weldiya	Kombolcha	Dessie	Shewa-Robit	Debre-Birhan
P R I C E I N B I R R											
'Atiklt Besiga'.....	"	-	5.75	-	-	-	-	6.00	-	5.00	-
Roasted Lamb.....	"	-	5.83	-	-	8.00	-	10.00	-	-	-
Roasted Chicken.....	"	-	-	-	-	15.00	-	12.00	-	-	-
Spaghetti With Sauce...	"	-	5.00	4.00	3.83	5.00	5.33	6.00	4.00	5.00	4.67
Macaroni With Sauce...	"	-	5.00	3.00	3.25	5.00	-	5.50	4.00	-	4.33
Minestrone.....	"	-	-	-	4.00	-	-	4.00	-	-	-
Pastal Furno.....	"	-	-	-	-	-	-	-	-	-	-
Secondo Misto.....	"	-	-	-	-	-	-	-	-	-	-
Cotelet /Veal.....	"	-	-	-	-	-	-	-	-	-	-
Fasting Meal Without Fish	"	2.00	4.00	2.50	3.00	3.17	3.17	3.00	3.67	3.00	3.00
Fasting Meal With Fish	"	-	-	-	-	-	-	-	6.00	-	-
'Suff Fitfit'.....	"	-	4.00	-	-	-	-	3.00	2.50	-	-
'Assa Wot'/Fish/.....	"	3.50	-	-	-	-	-	5.00	4.00	-	-
'Assa Cotelet'.....	"	-	5.00	-	-	-	-	5.00	4.00	-	-
'Assa Lebleb'.....	"	-	-	-	-	-	-	5.00	4.00	-	-

Group 3

Market Places

(Mota, Debre Markos, Adete, Bahir Dar, Sekota, Amde Werk, Dangla,
Chagni, Kemise, and Bati.)

Table 1 Group 3 :- Average Prices of Hotel Services by Region and Urban Market Places

June 2002
Sene 1994

ITEM	UNIT	REGION AND MARKET PLACES										AMHARA AVERAGE
		A M H A R A										
		Mota	Debre- markos	Adete	Bahir- Dar	Sekota	Amde Work	Danigla	Chagni	Kemise	Bati	
P R I C E I N B I R R												
BED ROOM												
First Class.....	Per Night	5.33	16.67	4.67	10.00	15.00	10.00	10.00	10.00	15.00	8.33	10.84
Second Class.....	"	-	10.00	4.50	-	12.00	6.00	8.00	8.33	10.67	-	9.88
Third Class.....	"	-	8.00	-	-	7.67	-	-	6.50	10.00	-	7.81
MENU												
'Yebeg Key Wot'.....	Single Meal	3.83	3.83	3.50	4.83	-	-	4.17	4.00	4.67	5.00	4.37
'Yebere Key Wot'.....	"	-	-	-	-	-	-	3.50	4.00	4.50	-	4.46
'Yebeg Alichu Wot'.....	"	-	3.83	-	-	-	-	4.17	-	4.67	-	4.45
'Yebere Alichu Wot'.....	"	-	-	-	-	-	-	3.50	-	4.50	-	4.25
'Doro Wot'.....	"	-	-	-	6.00	5.00	4.00	-	-	-	-	5.24
'Minchet Abish'.....	"	-	5.00	-	5.00	5.00	-	5.00	5.00	-	-	5.26
'Yebeg Kikil'.....	"	-	5.00	3.75	5.00	-	-	5.00	5.00	4.67	-	5.14
'Yebere Kikil'.....	"	-	-	-	-	-	-	-	-	5.00	-	5.00
'Tripa'.....	"	-	-	-	-	-	-	-	-	-	-	-
'Yebeg Tibs'.....	"	4.67	4.67	4.00	5.83	-	-	5.50	5.33	5.67	6.00	5.32
'Yebere Tibs'.....	"	-	5.00	-	-	-	-	-	5.00	5.50	-	5.33
'Yebeg Dullet'.....	"	3.17	3.50	3.50	3.50	-	-	4.00	3.67	4.67	3.00	3.70
'Yebere Dullet'.....	"	-	-	-	-	-	-	-	-	4.50	-	4.33
'Kitfo'.....	"	-	7.67	7.00	8.00	5.00	-	8.00	8.00	7.00	-	8.00
'Gored Gored'.....	"	-	8.00	-	8.00	6.00	-	8.00	8.00	6.00	-	7.63
'Tire Siga'.....	Kg.	-	-	-	-	-	-	-	-	20.00	-	16.40
Scrambled Egg.....	Single Meal	3.17	4.00	3.50	3.67	3.00	3.50	4.00	4.33	3.17	3.00	3.62
Scrambled Egg With Meat	"	4.33	5.00	4.00	5.50	5.83	-	5.33	4.50	5.50	-	4.95
'Enjera Firfir'.....	"	3.17	3.50	2.50	3.50	3.17	3.00	3.33	3.50	3.33	-	3.36
'Quanta Firfir'.....	"	3.83	4.00	3.17	5.00	-	-	5.17	-	4.50	-	4.16
'Doro Firfir'.....	"	-	-	-	-	-	-	-	-	-	-	5.00
'Zilzil Tibs'.....	"	-	6.00	-	-	-	-	-	-	7.00	-	6.38
'Goden Tibs'.....	"	-	-	-	-	-	-	-	-	8.00	-	6.75
'Milasna Sember Tibs'...	"	-	-	10.00	-	-	-	-	4.00	4.50	-	6.88

Table 1 Group 3 :-(Cont'd) Average Prices of Hotel Services by Region and Urban Market Places

June 2002
Sene 1994

R E G I O N A N D M A R K E T P L A C E S												
I T E M	U N I T	A M H A R A										A M H A R A A V E R A G E
		Mota	Debre- markos	Adete	Bahir- Dar	Sekota	Amde Work	Danigla	Chagni	Kemise	Bati	
P R I C E I N B I R R												
'Atiklt Besiga'.....	"	-	-	-	-	-	-	-	5.00	-	-	5.50
Roasted Lamb.....	"	-	-	-	-	-	-	-	6.00	7.00	-	6.94
Roasted Chicken.....	"	-	-	-	-	10.00	-	-	-	-	14.00	12.75
Spaghetti With Sauce...	"	-	-	-	4.00	4.00	-	4.00	4.00	4.67	5.00	4.47
Macaroni With Sauce...	"	-	-	-	4.00	3.67	-	4.00	4.00	4.67	-	4.03
Minestrone.....	"	-	-	-	-	4.00	-	4.00	-	4.50	-	4.09
Pastal Furno.....	"	-	-	-	-	-	-	-	-	-	-	-
Secondo Misto.....	"	-	-	-	-	-	-	-	6.00	-	-	6.00
Cotelet /Veal.....	"	-	-	-	-	-	-	-	-	-	-	-
Fasting Meal Without Fish	"	-	-	2.33	3.50	2.83	2.50	3.00	3.00	3.33	3.00	3.00
Fasting Meal With Fish	"	-	-	-	6.50	-	-	-	-	5.00	-	5.83
'Suff Fitfit'.....	"	-	-	-	-	2.17	-	-	-	3.00	-	2.72
'Assa Wot'/Fish/.....	"	-	-	-	4.00	-	-	5.00	-	4.00	-	4.10
'Assa Cotelet'.....	"	-	-	-	6.00	-	-	6.00	-	-	-	5.44
'Assa Lebleb'.....	"	-	-	-	5.75	-	-	6.00	-	5.00	-	5.38

Group 4

Market Places

(Ghimbi, Dembi Dolo, Shambu, Nekemte, Bedele, Metu, Jima, Agaro,
Ambo, Weliso, Ejere and Fiche.)

Table 1 Group 4 :- Average Prices of Hotel Services by Region and Urban Market Places

June 2002
Sene 1994

ITEM	UNIT	R E G I O N A N D M A R K E T P L A C E S											
		O R O M I Y A											
		Ghimbi	Dembi- dolo	Shambu	Nekemt	Bedele	Metu	Jimma	Agaro	Anbo	Weliso	Ejere	Fiche
P R I C E I N B I R R													
BED ROOM													
First Class.....	Per Night	10.00	10.00	6.33	7.33	15.00	12.67	10.67	6.67	19.67	22.10	6.67	14.67
Second Class.....	"	8.00	-	-	6.00	7.50	8.33	7.50	5.00	15.67	14.07	-	11.00
Third Class.....	"	-	-	-	-	5.50	6.50	5.50	-	15.00	11.60	-	10.00
MENU													
'Yebeg Key Wot'.....	Single Meal	5.00	5.00	5.00	5.00	3.67	4.00	5.00	4.33	5.00	6.00	4.00	4.67
'Yebere Key Wot'.....	"	-	3.00	-	-	3.67	3.83	4.00	3.67	5.00	5.00	-	-
'Yebeg Alichu Wot'.....	"	5.00	5.00	5.00	5.00	3.67	4.00	5.00	4.33	5.00	6.00	4.67	-
'Yebere Alichu Wot'.....	"	-	-	-	-	3.33	-	4.00	3.67	5.00	5.00	-	-
'Doro Wot'.....	"	-	7.00	-	-	-	7.00	-	-	6.67	-	-	-
'Minchet Abish'.....	"	6.00	6.00	-	5.33	4.00	5.00	-	4.50	5.67	5.00	5.00	5.50
'Yebeg Kikil'.....	"	5.67	5.00	5.00	5.00	4.67	4.67	-	5.00	5.33	6.00	4.67	4.67
'Yebere Kikil'.....	"	-	-	-	-	-	-	-	-	-	-	-	-
'Tripa'.....	"	-	-	-	-	-	-	-	-	5.00	-	-	-
'Yebeg Tibs'.....	"	6.00	6.00	5.00	5.67	4.33	5.67	7.00	5.00	7.00	7.60	4.67	5.67
'Yebere Tibs'.....	"	-	-	-	-	-	5.00	6.00	-	6.00	8.80	-	-
'Yebeg Dullet'.....	"	4.00	4.00	3.67	3.00	2.67	3.33	5.00	2.83	4.33	4.47	3.67	4.00
'Yebere Dullet'.....	"	-	-	-	-	-	-	-	-	-	4.00	-	-
'Kitfo'.....	"	7.00	7.00	-	7.67	5.33	6.00	10.00	6.00	9.00	9.00	-	8.67
'Gored Gored'.....	"	7.00	-	-	-	-	5.00	7.50	-	9.00	-	-	-
'Tire Siga'.....	Kg.	-	-	-	-	12.00	14.00	16.67	15.00	15.00	-	-	-
Scrambled Egg.....	Single Meal	5.00	4.67	4.00	5.50	3.17	3.83	4.33	2.67	4.33	4.70	3.33	4.00
Scrambled Egg With Meat	"	-	-	4.00	-	4.00	4.75	4.33	-	5.33	5.53	4.00	4.50
'Enjera Firfir'.....	"	-	3.00	-	4.00	-	3.00	4.33	-	4.33	3.45	3.17	3.00
'Quanta Firfir'.....	"	-	-	-	4.00	-	-	-	-	5.00	-	3.00	-
'Doro Firfir'.....	"	-	-	-	-	-	-	-	-	6.60	-	-	-
'Zilzil Tibs'.....	"	-	-	-	-	5.00	-	7.33	-	-	-	-	-
'Goden Tibs'.....	"	-	-	-	-	6.00	-	7.33	-	8.80	-	-	-
'Milasna Sember Tibs'....	"	-	-	-	-	-	-	7.00	-	6.00	-	-	-

Table 1 Group 4 :- (Cont'd) Average Prices of Hotel Services by Region and Urban Market Places

June 2002
Sene 1994

ITEM	UNIT	R E G I O N A N D M A R K E T P L A C E S											
		O R O M I Y A											
		Ghimbi	Dembi-dolo	Shambu	Nekemt	Bedele	Metu	Jimma	Agaro	Ambo	Weliso	Ejere	Fiche
P R I C E I N B I R R													
'Atiklt Besiga'.....	"	-	-	-	-	4.00	4.33	4.50	4.00	-	-	-	-
Roasted Lamb.....	"	7.00	-	-	-	-	5.33	-	6.00	6.67	-	-	7.00
Roasted Chicken.....	"	-	-	-	-	-	-	-	-	-	-	-	-
Spaghetti With Sauce...	"	5.00	4.00	-	4.00	3.00	3.67	-	3.83	4.00	5.53	3.00	4.00
Macaroni With Sauce...	"	-	-	-	4.00	3.25	3.67	-	-	-	-	2.83	4.00
Minestrone.....	"	-	-	-	-	-	-	-	-	4.00	5.00	-	-
Pastal Furno.....	"	-	-	-	-	-	-	-	-	-	-	-	-
Secondo Misto.....	"	-	-	-	-	-	6.00	6.00	-	-	-	-	-
Cotelet /Veal.....	"	-	-	-	-	-	-	-	-	-	8.40	-	-
Fasting Meal Without Fish	"	-	3.00	3.00	2.83	2.67	3.00	-	2.67	3.33	3.95	1.83	3.00
Fasting Meal With Fish	"	-	-	-	-	-	-	-	-	-	-	-	-
'Suff Fitfit'.....	"	-	-	-	-	2.00	-	-	-	-	-	-	-
'Assa Wot'/Fish/.....	"	-	-	-	-	-	-	-	-	-	-	-	-
'Assa Cotelet'.....	"	-	-	-	-	-	-	-	-	-	-	-	-
'Assa Lebleb'.....	"	-	-	-	-	-	-	-	-	-	-	-	-

Group 5

Market Places

(Nazareth, Shashemene, Diksise, Asela, Asebe Teferi, Bedessa, Alemaya, Boreda, Adaba, Robe, Hagere Mariam and Negele Borena.)

Table 1 Group 5 :- Average Prices of Hotel Services by Region and Urban Market Places

June 2002
Sene 1994

ITEM	UNIT	R E G I O N A N D M A R K E T P L A C E S												OROMIYA AVERAGE
		O R O M I Y A												
		Nazareth	Shashe- mene	Diksisse	Asella	Asebe- Teferi	Bedessa	Alemaya	Boroda	Adaba	Robe	Kagere- Marian	Negele- Borena	
P R I C E I N B I R R														
BED ROOM														
First Class.....	Per Night	20.00	12.67	7.67	14.33	18.33	15.00	10.67	6.00	17.67	10.67	10.67	25.00	12.86
Second Class.....	"	11.00	9.50	5.50	10.00	12.00	10.00	9.00	-	10.00	8.50	9.00	15.00	9.74
Third Class.....	"	10.00	8.00	-	-	-	-	-	-	8.00	-	-	10.00	8.67
MENU														
'Yebeg Key Wot'.....	Single Meat	6.00	5.50	4.00	4.67	-	-	5.00	4.67	4.33	5.50	5.00	4.50	4.88
'Yebere Key Wot'.....	"	-	-	-	-	-	-	5.00	-	4.50	-	5.00	4.00	4.31
'Yebeg Alichu Wot'.....	"	-	5.50	4.00	4.67	-	-	5.00	4.00	4.33	5.50	5.00	4.50	4.80
'Yebere Alichu Wot'.....	"	-	6.00	-	-	-	-	-	-	4.50	-	5.00	4.00	4.47
'Doro Wot'.....	"	-	-	-	6.00	-	-	-	6.00	-	-	6.67	6.00	6.53
'Minchet Abish'.....	"	6.00	5.00	-	5.00	6.00	4.00	6.00	5.50	5.00	6.50	5.67	5.00	5.38
'Yebeg Kikil'.....	"	6.00	5.50	4.00	5.67	-	-	5.00	4.33	4.67	5.50	5.67	4.50	5.15
'Yebere Kikil'.....	"	-	-	-	-	-	-	-	-	5.00	-	5.17	4.00	5.00
'Tripa'.....	"	-	-	-	-	-	-	-	-	-	-	5.00	-	5.00
'Yebeg Tibs'.....	"	7.00	6.50	5.00	5.67	-	-	6.00	5.00	5.33	6.00	6.00	5.00	5.84
'Yebere Tibs'.....	"	-	6.00	-	-	-	-	-	-	5.00	-	5.00	5.00	5.70
'Yebeg Dullet'.....	"	4.00	5.00	-	-	-	-	4.17	4.00	4.00	4.50	5.00	4.00	3.97
'Yebere Dullet'.....	"	-	-	-	-	-	-	-	-	-	-	5.00	-	4.75
'Kitfo'.....	"	10.00	10.50	7.00	-	10.00	6.50	8.00	-	8.00	12.00	8.00	8.33	8.37
'Gored Gored'.....	"	10.00	12.00	-	4.00	-	-	-	-	8.00	-	6.67	-	8.13
'Tire Siga'.....	Kg.	-	-	-	-	-	-	24.00	-	16.00	-	20.00	-	16.53
Scrambled Egg.....	Single Meal	5.00	4.00	2.83	3.83	5.33	3.50	-	4.00	4.50	4.50	5.00	4.00	4.14
Scrambled Egg With Meat	"	6.33	6.00	4.00	5.00	-	4.00	-	-	5.00	5.67	-	4.00	5.03
'Enjera Firfir'.....	"	3.00	3.00	2.50	3.00	3.00	-	-	3.50	5.00	4.25	3.00	-	3.41
'Quanta Firfir'.....	"	5.00	5.00	-	3.50	-	-	-	-	-	6.00	6.00	4.00	4.91
'Doro Firfir'.....	"	-	-	-	-	-	-	-	-	-	-	-	-	6.60
'Zilzil Tibs'.....	"	9.00	8.00	-	-	-	-	6.00	-	-	-	7.00	-	7.47
'Goden Tibs'.....	"	10.00	8.00	-	-	-	-	-	-	8.00	-	6.67	-	7.75
'Milasna Sembier Tibs'...	"	6.67	6.00	-	-	-	-	-	-	5.00	-	5.00	-	6.12

Table 1 Group 5 :-(Cont'd) Average Prices of Hotel Services by Region and Urban Market Places

June
Sene 2002
1994

ITEM	UNIT	R E G I O N A N D M A R K E T P L A C E S												OROMIYA AVERAGE	
		O R O M I Y A													
		Nazareth	Shashe- mene	Diksise	Asella	Asebe- Teferi	Bedessa	Alemaya	Boroda	Adaba	Robe	Hagere- Mariam	Negele- Borena		
P R I C E I N B I R R															
'Atiklt Besiga'.....	"	-	5.67	-	-	-	-	-	-	-	-	-	-	-	-
Roasted Lamb.....	"	10.00	-	-	-	-	-	-	5.00	-	-	5.67	4.00	4.95	
Roasted Chicken.....	"	10.00	-	-	-	-	-	7.00	-	-	7.00	4.00	6.75		
Spaghetti With Sauce...	"	5.33	5.50	2.00	3.67	4.00	-	-	-	-	-	-	-	10.00	
Macaroni With Sauce...	"	5.00	5.00	2.00	3.67	4.00	-	-	3.67	-	4.00	-	4.08		
Minestrone.....	"	-	4.50	-	-	-	-	-	4.00	-	4.00	-	3.68		
Pastal Furno.....	"	-	-	-	-	-	-	-	-	-	5.00	-	4.55		
Secondo Misto.....	"	7.00	7.33	-	6.00	7.00	-	-	-	-	-	-	-		
Cotelet /Veal.....	"	8.00	-	-	-	-	-	7.00	-	-	6.33	5.00	6.50		
Fasting Meal Without Fish	"	4.00	3.33	2.00	3.67	4.00	-	-	-	-	-	-	8.20		
Fasting Meal With Fish	"	6.00	5.33	-	5.00	-	-	-	3.00	-	3.00	-	3.09		
'Suff Fitfit'.....	"	4.50	-	2.00	3.00	3.00	-	-	-	-	5.50	-	5.53		
'Assa Wot'/Fish/.....	"	5.50	5.67	-	3.50	-	-	-	-	-	3.00	-	3.13		
'Assa Cotelet'.....	"	6.67	7.00	-	4.00	-	-	-	-	-	5.00	-	5.09		
'Assa Lebleb'.....	"	6.33	6.00	-	5.00	-	-	-	-	-	-	-	6.44		
													5.93		

Group 6

Market Places

(Shinele, Arere, Jig Jiga, Hartshek, Dollo, Moyale, Mambook, Mender Sebat, Assosa, Bambasi, Kemashi, and Agelo Meti.)

Table 1 Group 6 :- Average Prices of Hotel Services by Region and Urban Market Places

June
Sene 2002
1994

REGION AND MARKET PLACES															
ITEM	UNIT	SOMALIE						SOMALI AVERAGE	BENISHANGUL-GURUZ					BEN- GUMIZ AVERAGE	
		Shinile Arere	Jigjiga	Hartshek Dolo	Moyale				Mambook	Mender- Sebat	Asossa	Batibasi	Kenashi		Agelo- meti
PRICE IN BIRR															
BED ROOM															
First Class.....	Per Night	-	-	17.67	9.33	5.00	16.67	12.17	5.67	4.50	13.33	6.33	6.67	-	6.89
Second Class.....	"	-	-	16.00	9.33	-	10.33	11.38	4.00	-	9.50	-	-	-	5.83
Third Class.....	"	-	-	12.50	9.33	-	-	10.60	-	-	-	-	-	-	-
MENU															
'Yebeg Key Wot'.....	Single Meal	-	-	5.00	5.00	5.00	-	5.00	4.00	3.67	5.00	5.00	4.00	4.00	4.17
'Yebere Key Wot'.....	"	-	-	-	5.00	-	6.00	5.50	4.00	3.67	5.00	5.00	4.00	-	4.21
'Yebeg Alichu Wot'.....	"	-	-	5.00	5.00	5.00	-	5.00	-	-	4.50	5.00	4.00	-	4.56
'Yebere Alichu Wot'.....	"	-	-	-	5.00	-	-	5.00	-	-	5.00	5.00	-	-	5.00
'Doro Wot'.....	"	-	-	10.00	-	-	-	10.00	4.50	-	7.00	7.00	7.00	5.00	5.58
'Minchet Abish'.....	"	-	-	6.00	-	-	6.00	6.00	-	-	6.00	6.50	6.00	-	6.20
'Yebeg Kikil'.....	"	-	-	5.00	5.00	5.00	-	5.00	4.00	4.00	5.00	5.00	4.67	-	4.38
'Yebere Kikil'.....	"	-	-	-	5.00	-	6.00	5.33	-	4.00	-	-	-	-	4.00
'Tripa'.....	"	-	-	-	-	-	-	-	-	-	-	-	-	-	-
'Yebeg Tibs'.....	"	-	-	5.67	5.00	6.00	-	5.63	5.00	4.17	6.00	6.50	6.00	-	5.20
'Yebere Tibs'.....	"	-	-	6.00	5.00	-	6.50	5.80	5.00	4.17	5.67	-	6.00	-	4.88
'Yebeg Dullet'.....	"	-	-	5.00	5.00	5.00	-	5.00	3.00	3.50	3.83	5.00	4.00	-	3.63
'Yebere Dullet'.....	"	-	-	-	5.00	-	-	5.00	-	3.50	-	-	-	-	3.50
'Kitfo'.....	"	-	-	8.67	-	-	11.00	9.60	-	7.00	7.33	7.00	7.00	-	7.08
'Gored Gored'.....	"	-	-	10.00	-	-	-	10.00	-	7.00	7.33	6.00	6.00	-	6.89
'Tire Siga'.....	Kg.	-	-	-	-	-	20.00	20.00	-	-	-	-	-	-	-
Scrambled Egg.....	Single Meal	-	-	4.67	4.00	5.00	5.00	4.67	4.00	3.67	4.33	5.33	4.00	2.50	4.08
Scrambled Egg With Meat	"	-	-	5.00	-	-	6.00	5.25	4.67	4.25	4.67	5.00	4.00	-	4.53
'Enjera Firfir'.....	"	-	-	4.50	-	4.00	4.00	4.13	3.33	3.00	3.33	3.00	3.00	2.50	3.13
'Quanta Firfir'.....	"	-	-	-	-	-	-	-	4.00	-	4.00	-	-	-	4.00
'Doro Firfir'.....	"	-	-	-	-	-	-	-	-	-	-	-	-	-	-
'Zilzil Tibs'.....	"	-	-	6.00	-	-	10.00	8.67	-	-	5.50	-	-	-	5.50
'Goden Tibs'.....	"	-	-	-	-	-	-	-	-	-	-	-	-	-	-
'Milasna Sember Tibs'...	"	-	-	-	-	-	5.50	5.50	-	-	-	-	6.00	-	6.00

Table 1 Group 6 :-(Cont'd) Average Prices of Hotel Services by Region and Urban Market Places

June 2002
Sene 1994

ITEM	UNIT	R E G I O N A N D M A R K E T P L A C E S													
		S O M A L I E					SOMALI AVERAGE	B E N I S H A N G U L - G U M U Z						BEN- GUMUZ AVERAGE	
		Shinile	Arere	Jigjiga	Hartshek	Dolo		Moyale	Mambook	Mender- Sebat	Asossa	Bambasi	Kemashi		Agelo- meti
		P R I C E I N B I R R													
'Atiklt Besiga'.....	"	-	-	-	-	-	6.00	6.00	-	-	4.00	-	5.00	-	4.33
Roasted Lamb.....	"	-	-	9.00	-	-	-	9.00	-	-	-	-	-	-	-
Roasted Chicken.....	"	-	-	-	-	-	-	-	-	-	-	-	-	-	-
Spaghetti With Sauce...	"	-	-	5.00	4.00	-	5.00	4.67	4.00	4.00	4.00	3.50	3.33	1.50	3.61
Macaroni With Sauce...	"	-	-	5.00	4.00	-	-	4.60	3.75	-	4.00	3.00	2.83	1.50	3.27
Minestrone.....	"	-	-	4.67	-	-	-	4.67	-	-	4.00	-	-	-	4.00
Pastal Furno.....	"	-	-	5.00	-	-	-	5.00	-	-	-	-	-	-	-
Secondo Misto.....	"	-	-	10.00	-	-	-	10.00	-	-	-	-	-	-	-
Cotelet /Veal.....	"	-	-	-	-	-	-	-	-	-	-	-	-	-	-
Fasting Meal Without Fish	"	-	-	-	-	-	-	-	-	-	-	-	-	-	-
Fasting Meal With Fish	"	-	-	4.67	3.50	3.00	4.00	3.82	2.83	2.50	3.00	3.00	2.17	1.25	2.53
'Suff Fitfit'.....	"	-	-	-	-	-	-	-	-	-	-	-	-	-	-
'Assa Wot'/Fish/.....	"	-	-	-	-	-	3.00	3.00	-	-	-	-	-	-	-
'Assa Cotelet'.....	"	-	-	-	-	-	-	-	-	-	-	-	-	-	-
'Assa Lebleb'.....	"	-	-	-	-	-	-	-	-	-	-	-	-	-	-

Group 7

Market Places

(Welkite, Butajira, Hosahna, Shone, Doyugena, Alaba, Awasa,
Hagere Selam, Dilla, and Yirgacheffe.)


Table 1 Group 7 :- Average Prices of Hotel Services by Region and Urban Market Places

June
Sene 2002
1994

		R E G I O N A N D M A R K E T P L A C E S									
ITEM	UNIT	S N N P									
		Weikite	Butajira	Hosahna	Shone	Doyugena	Alaba	Awasa	Hagere-Selan	Dilla	Tirega-chefie
P R I C E I N B I R R											
BED ROOM											
First Class.....	Per Night	14.67	12.33	31.67	10.33	-	16.00	13.33	5.50	16.67	11.33
Second Class.....	"	13.50	9.50	15.67	8.00	8.00	13.50	11.50	4.00	12.33	8.00
Third Class.....	"	9.00	6.00	12.50	-	7.00	10.00	-	3.00	8.00	6.00
MENU											
'Yebeg Key Wot'.....	Single Meal	5.00	5.00	6.00	5.00	-	5.00	5.33	5.00	5.00	-
'Yebere Key Wot'.....	"	5.00	5.00	5.00	4.67	4.00	5.00	5.00	4.00	5.00	5.00
'Yebeg Alichu Wot'.....	"	6.00	5.00	-	5.00	-	5.00	5.33	5.00	5.00	5.00
'Yebere Alichu Wot'.....	"	5.00	5.00	-	4.67	-	5.00	5.00	-	5.00	5.00
'Doro Wot'.....	"	-	-	8.00	-	-	-	8.00	-	-	-
'Minchet Abish'.....	"	4.00	5.00	6.33	5.33	-	6.00	6.33	-	6.00	5.50
'Yebeg Kikil'.....	"	6.00	5.00	6.00	5.00	-	5.00	5.67	5.00	6.00	6.00
'Yebere Kikil'.....	"	-	-	5.00	-	-	5.00	5.00	4.00	-	5.00
'Tripa'.....	"	-	-	-	-	-	-	5.50	-	-	-
'Yebeg Tibs'.....	"	5.00	5.67	6.33	5.33	-	5.67	7.00	5.00	6.00	5.67
'Yebere Tibs'.....	"	-	5.00	6.00	5.67	5.67	5.50	5.00	3.00	6.00	5.00
'Yebeg Dullet'.....	"	4.00	4.33	4.67	4.33	-	4.00	5.00	4.00	4.00	5.00
'Yebere Dullet'.....	"	-	-	-	-	-	4.00	-	-	-	-
'Kitfo'.....	"	7.33	9.33	11.00	7.00	7.67	8.00	10.67	8.00	8.67	7.00
'Gored Gored'.....	"	-	-	7.33	5.00	8.00	-	10.00	-	-	-
'Tire Siga'.....	Kg.	-	-	18.00	14.00	14.00	16.00	16.00	12.00	-	-
Scrambled Egg.....	Single Meal	3.00	4.00	4.50	5.00	4.67	5.00	5.33	-	4.00	-
Scrambled Egg With Meat	"	4.00	5.00	5.67	5.00	6.33	5.00	5.67	-	5.00	6.00
'Enjera Firfir'.....	"	2.50	4.00	5.00	3.00	3.00	-	4.33	-	3.67	2.50
'Quanta Firfir'.....	"	-	5.00	5.00	-	4.00	-	6.00	-	-	-
'Doro Firfir'.....	"	-	-	-	-	-	-	7.00	-	-	-
'Zilzil Tibs'.....	"	-	-	10.00	7.00	5.00	5.00	8.00	-	-	-
'Goden Tibs'.....	"	-	-	8.00	5.00	8.00	5.00	-	-	-	-
'Milasna Sember Tibs'...	"	7.00	5.00	6.00	-	13.67	5.00	3.00	2.00	5.00	-

Table 1 Group 7 :-(Cont'd) Average Prices of Hotel Services by Region and Urban Market Places

		June Sene										2002 1994
		R E G I O N A N D M A R K E T P L A C E S										
ITEM	UNIT	S N N P										
		Welkite	Butajira	Hosahna	Shone	Doyugena	Alaba	Awasa	Hagere-Selam	Dilla	Yiregachefie	
		P R I C E I N B I R R										
'Atiklt Besiga'.....	"	-	5.00	5.00	4.00	-	-	5.33	-	5.00	5.00	
Roasted Lamb.....	"	-	-	-	-	-	-	-	-	7.00	-	
Roasted Chicken.....	"	-	-	-	-	-	-	-	-	-	-	
Spaghetti With Sauce...	"	4.00	-	4.67	4.00	-	4.00	5.50	-	4.00	3.00	
Macaroni With Sauce...	"	3.00	-	4.50	3.00	-	4.00	5.50	-	3.00	3.00	
Minestrone.....	"	-	-	-	-	-	-	-	-	3.00	3.00	
Pastal Furno.....	"	-	-	-	-	-	-	-	-	5.00	-	
Secondo Misto.....	"	7.00	-	6.00	5.00	-	-	5.50	5.00	6.00	5.00	
Cotelet /Veal.....	"	-	-	-	-	-	-	5.00	-	-	-	
Fasting Meal Without Fish	"	3.00	-	4.00	2.17	2.00	2.67	4.00	1.75	3.00	2.33	
Fasting Meal With Fish	"	6.00	-	6.00	5.00	-	-	5.67	-	-	-	
'Suff Fitfit'.....	"	2.50	-	3.00	-	-	2.25	4.17	-	3.00	3.00	
'Assa Wot'/Fish/.....	"	-	-	6.00	-	-	-	5.33	-	-	-	
'Assa Cotelet'.....	"	-	-	8.00	-	-	-	8.00	-	-	-	
'Assa Lebleb'.....	"	-	-	-	5.00	-	-	5.33	-	5.00	-	



Group 8

Market Places

(Welayita Sodo, Bodite, Jinka, Dimeka, Masha, Tepi, Bonga,
Chana, Arba Minch, and Sawla.)




Table 1 Group 8 :- Average Prices of Hotel Services by Region and Urban Market Places

		R E G I O N A N D M A R K E T P L A C E S									
ITEM	UNIT	S N N P									
		Welayita sodo	Bodit	Jinka	Dimeka	Masha	Tepi	Bonga	Chana	Arba- minch	Sawella
P R I C E I N B I R R											
BED ROOM											
First Class.....	Per Night	18.33	9.33	17.67	7.00	8.00	13.00	12.00	6.67	15.00	11.00
Second Class.....	"	10.67	8.00	15.00	-	6.00	10.67	10.00	6.00	9.50	10.33
Third Class.....	"	7.00	-	-	-	-	10.00	8.00	-	-	10.33
MENU											
'Yebeg Key Wot'.....	Single Meal	5.00	5.00	5.00	4.00	4.00	5.00	5.00	3.33	4.17	4.33
'Yebere Key Wot'.....	"	5.00	5.00	5.00	-	-	-	-	3.00	-	4.50
'Yebeg Alichu Wot'.....	"	5.00	5.00	5.00	4.00	4.00	5.00	5.00	4.00	4.50	4.33
'Yebere Alichu Wot'.....	"	5.00	5.00	5.00	-	-	-	-	-	-	4.50
'Doro Wot'.....	"	-	-	7.00	5.00	5.00	5.00	-	5.00	6.00	-
'Minchet Abish'.....	"	-	5.33	6.00	-	-	5.00	5.00	-	4.67	5.00
'Yebeg Kikil'.....	"	6.00	5.50	5.00	4.00	5.50	5.00	6.00	4.50	4.17	4.67
'Yebere Kikil'.....	"	6.00	-	5.00	-	-	-	-	-	4.00	4.33
'Tripa'.....	"	-	5.00	-	-	-	-	-	-	-	4.50
'Yebeg Tibs'.....	"	6.00	6.00	6.00	5.00	5.67	6.00	6.00	4.33	5.67	5.00
'Yebere Tibs'.....	"	6.00	6.00	6.00	-	-	-	-	-	16.00	5.00
'Yebeg Dullet'.....	"	5.00	5.00	4.67	5.00	3.00	3.67	4.00	3.83	4.00	4.00
'Yebere Dullet'.....	"	-	-	5.00	-	-	-	-	-	-	-
'Kitfo'.....	"	10.00	8.67	7.00	-	7.00	5.33	7.00	5.50	10.00	6.67
'Gored Gored'.....	"	-	6.00	7.00	-	-	-	-	-	8.00	7.00
'Tire Siga'.....	Kg.	16.00	22.67	-	-	-	14.00	-	-	16.00	14.00
Scrambled Egg.....	Single Meal	5.00	5.00	5.00	5.00	3.50	4.00	4.00	3.17	3.67	-
Scrambled Egg With Meat	"	-	5.00	5.50	-	5.33	6.00	6.00	4.00	4.33	5.00
'Enjera Firfir'.....	"	-	-	5.00	3.17	3.00	3.00	-	3.00	3.00	-
'Quanta Firfir'.....	"	-	5.00	5.00	-	-	-	-	-	4.00	-
'Doro Firfir'.....	"	-	-	6.00	-	-	-	-	-	-	-
'Zilzil Tibs'.....	"	-	6.00	-	-	5.67	-	-	-	8.00	7.00
'Goden Tibs'.....	"	-	6.00	-	-	-	-	-	-	8.00	7.00
'Milasna Sember Tibs'...	"	-	5.50	-	-	-	7.00	-	-	4.00	4.00


Table 1 Group 8 :- (Cont'd) Average Prices of Hotel Services by Region and Urban Market Places

June
Sene 2002
1994

R E G I O N A N D M A R K E T P L A C E S											
ITEM	UNIT	S N N P									
		Welayita sodo	Bodit	Jinka	Dimeka	Masha	Tepi	Bonga	Chana	Arba- minch	Sawella
P R I C E I N B I R R											
'Atiklt Besiga'.....	"	5.00	5.00	5.00	-	4.00	-	-	-	4.00	-
Roasted Lamb.....	"	-	-	-	-	-	-	-	-	7.00	-
Roasted Chicken.....	"	-	-	-	-	-	-	-	-	-	-
Spaghetti With Sauce...	"	-	3.25	4.50	-	-	-	-	3.00	3.83	-
Macaroni With Sauce...	"	-	3.00	-	-	-	-	-	-	-	-
Minestrone.....	"	-	-	-	-	-	-	-	-	-	-
Pastal Furno.....	"	-	-	-	-	-	-	-	-	5.33	5.00
Secondo Misto.....	"	7.00	5.33	-	-	-	-	-	-	-	-
Cotelet /Veal.....	"	-	-	-	-	-	-	-	-	-	-
Fasting Meal Without Fish	"	2.00	2.67	4.00	3.00	3.00	-	4.00	2.17	3.50	-
Fasting Meal With Fish	"	-	5.00	-	-	-	-	6.00	-	3.50	-
'Suff Fitfit'.....	"	-	3.00	-	-	3.00	-	4.00	-	3.00	-
'Assa Wot'/Fish/.....	"	-	5.00	-	-	-	-	6.00	-	4.17	-
'Assa Cotelet'.....	"	-	-	-	-	-	-	-	-	6.00	-
'Assa Lebleb'.....	"	-	5.00	-	-	-	-	-	-	4.33	-

Sene
2002

June
2002



Group 9

Market Places

(Shewa Bench, MizanTeferi, Deri, Amaro Kelle, Soyama, Karat,
Gidole, Waka, Beste Chere, Lasoka, and Amaya.)

Table 1 Group 9 :- Average Prices of Hotel Services by Region and Urban Market Places

June
Sene

2002
1994

ITEM	UNIT	R E G I O N A N D M A R K E T P L A C E S										SNNPR AVERAGE	
		S N N P											
		Shewa- Bench	Mizan- Teferi	Deri	Amaro Kalle	Soyama	Karat	Gidole	Waka	Beste- chere	Lasoka		Amaya
P R I C E I N B I R R													
BRD ROOM													
First Class.....	Per Night	5.50	16.00	-	8.00	6.00	15.33	6.33	5.50	5.00	5.00	5.67	11.83
Second Class.....	"	-	8.67	-	7.00	-	9.67	-	-	-	-	-	10.21
Third Class.....	"	-	-	-	-	-	-	-	-	-	-	-	8.57
MEAT													
*Yebeg Key Wot.....	Single Meal	3.17	4.67	-	5.00	4.33	4.00	-	5.00	4.50	4.00	3.67	4.57
*Yebere Key Wot.....	"	-	4.67	-	-	4.67	4.00	3.00	4.33	-	-	3.67	4.48
*Yebeg Alichu Wot.....	"	-	-	-	-	-	4.00	3.00	-	-	-	-	4.77
*Yebere Alichu Wot.....	"	-	-	-	-	5.00	5.00	-	-	-	5.00	-	6.06
*Doro Wot.....	"	-	6.00	-	-	-	5.00	5.00	-	-	-	-	5.39
*Winchet Abish.....	"	-	-	-	5.00	5.00	4.67	-	-	-	4.00	3.67	5.09
*Yebeg Kikil.....	"	4.00	5.67	-	-	-	-	3.00	-	-	-	3.00	4.32
*Yebere Kikil.....	"	-	-	-	-	-	-	-	-	-	-	-	5.00
*Tripa.....	"	-	-	-	5.00	5.00	5.00	-	5.00	4.50	5.00	4.00	5.44
*Yebeg Tibu.....	"	5.00	5.67	-	5.00	5.00	5.00	4.67	5.00	5.00	4.00	4.00	5.48
*Yebere Tibu.....	"	-	-	-	5.00	5.00	4.67	-	5.00	4.50	4.00	-	4.28
*Yebeg Dullet.....	"	3.00	4.33	-	-	-	-	-	-	-	-	-	4.33
*Yebere Dullet.....	"	-	-	-	-	-	7.00	7.00	6.00	-	-	-	7.67
*Kitfo.....	"	-	7.00	-	-	-	5.00	-	-	-	-	-	7.29
*Gored Gored.....	"	-	7.00	-	-	-	10.00	14.00	12.00	-	-	8.27	14.46
*Tire Siga.....	Eg.	-	-	-	-	5.00	4.67	4.00	5.00	4.00	3.50	4.00	4.29
Scrambled Egg.....	Single Meal	3.50	4.00	-	-	-	5.00	4.67	3.00	-	3.00	-	5.37
Scrambled Egg With Meat	"	-	3.67	-	-	-	3.33	2.83	-	-	-	-	4.80
*Enjera Firfir.....	"	-	-	-	-	-	-	-	-	-	-	-	6.67
*Quanta Firfir.....	"	-	-	-	-	-	5.00	-	-	-	-	-	6.16
*Doro Firfir.....	"	-	-	-	-	-	5.00	-	-	-	-	-	6.47
*Zilzil Tibu.....	"	-	-	-	-	-	-	-	-	-	-	-	6.17
*Gorden Tibu.....	"	-	-	-	-	-	-	-	-	-	-	-	-
*Wolone Sember Tibu.....	"	-	-	-	-	-	-	-	-	-	-	-	-

106

Table 1 Group 10 :: Average Prices of Hotel Services by Region and Urban Market Places

June
Sene 2002
1994

		REGION AND MARKET PLACES											ADDIS ABABA AVERAGE	
ITEM	UNIT	A D D I S A B A B A											ADDIS ABABA AVERAGE	
		Merkato	Kera	Zenebe work	Gergl	Sarise	Kotebe	Ferensay	Shola (yeka)	Asko	Addis-Gebeya	Efoyita Gebeya		Akaki
		P R I C E I N B I R R												
BED ROOM														
First Class.....	Per Night	28.33	30.00	15.67	15.67	23.33	35.00	39.00	31.67	10.67	20.67	16.67	5.67	22.12
Second Class.....	"	22.67	25.00	12.33	11.67	21.00	18.50	22.50	25.00	10.00	17.33	13.00	-	18.15
Third Class.....	"	20.00	22.50	8.00	-	15.00	20.00	-	25.00	-	-	12.00	-	17.91
MENU														
'Yebeq Key Wot'.....	Single Meal	8.00	6.67	7.50	6.00	6.67	6.00	5.50	7.00	4.50	5.50	6.00	5.00	6.24
'Yeberé Key Wot'.....	"	-	5.67	6.00	-	5.00	6.00	7.00	4.00	4.00	-	-	4.50	5.27
'Yebeq Alichá Wot'.....	"	12.00	7.00	6.00	-	-	-	-	-	-	-	6.00	-	7.17
'Yeberé Alichá Wot'.....	"	-	-	-	-	-	-	7.00	-	-	-	-	-	7.00
'Doro Wot'.....	"	-	-	-	-	-	-	-	8.00	-	-	6.00	-	7.00
'Winchet Abish'.....	"	5.00	5.00	6.00	6.00	5.00	6.33	5.00	6.00	-	5.00	6.00	4.67	5.41
'Yebeq Kikil'.....	"	5.50	6.50	5.75	5.33	6.67	6.00	6.00	8.00	5.00	6.00	6.00	5.33	6.02
'Yeberé Kikil'.....	"	-	-	-	-	5.00	-	-	-	4.33	-	-	-	4.50
'Tripa'.....	"	-	-	-	-	-	-	-	6.00	-	-	-	-	6.00
'Yebeq Tibs'.....	"	8.67	6.67	8.00	6.33	7.00	7.67	6.50	9.00	6.50	6.50	7.00	5.67	7.19
'Yeberé Tibs'.....	"	-	-	-	-	-	6.50	7.00	7.00	-	-	-	6.00	6.60
'Yebeq Dullet'.....	"	6.67	5.67	4.83	4.00	5.00	5.33	4.25	5.00	4.00	5.33	4.50	4.33	4.95
'Yeberé Dullet'.....	"	-	-	-	-	-	-	-	4.75	3.50	-	-	-	4.33
'Kitfo'.....	"	12.50	9.33	11.33	10.00	10.67	9.00	10.67	10.67	7.00	8.00	9.00	8.67	9.66
'Gored Gored'.....	"	-	11.00	-	8.00	10.00	-	-	-	-	-	-	-	9.67
'Tire Siga'.....	Kg.	-	20.00	-	22.00	20.00	20.00	-	-	-	-	-	15.50	18.83
Scrambled Egg.....	Single Meal	-	4.33	5.00	4.00	4.25	4.33	3.00	5.50	-	5.50	5.00	4.00	4.48
Scrambled Egg With Meat	"	5.00	6.00	5.00	5.33	6.00	5.00	-	6.50	-	5.50	5.00	4.50	5.42
'Enjera Firqir'.....	"	4.00	4.67	4.00	4.00	-	5.00	4.50	6.00	2.83	4.00	3.67	4.00	4.23
'Quanta Firqir'.....	"	7.50	5.33	8.50	5.33	5.00	5.67	-	6.67	-	4.00	4.67	-	5.90
'Doro Firqir'.....	"	-	-	-	-	-	-	-	-	-	-	6.00	-	6.00
'Zilzil Tibs'.....	"	13.00	11.00	-	-	10.00	10.00	15.00	10.00	-	-	-	-	11.50
'Godan Tibs'.....	"	-	11.00	-	-	10.00	10.00	15.00	7.00	-	-	-	-	10.60
'Milasna Sember Tibs'...	"	-	-	5.00	6.00	-	-	-	7.50	-	-	-	-	6.50

Table 1 Group 10 :-(Cont'd) Average Prices of Hotel Services by Region and Urban Market Places

June 2002
Sene 1994

R E G I O N A N D M A R K E T P L A C E S														
ITEM	UNIT	A D D I S A B A B A												ADDIS ABABA AVERAGE
		Merkato	Kera	Zenebe work	Gergi	Sarise	Kotebe	Ferensay	Shola (yeka)	Asko	Addisu- Gebeya	Efoyita Gebeya	Akaki	
P R I C E I N B I R R														
'Atiklt Besiga'.....	"	8.00	-	5.00	-	6.00	6.00	-	-	-	-	5.00	-	6.11
Roasted Lamb.....	"	13.00	-	14.00	6.00	-	-	-	9.00	-	8.00	-	-	9.83
Roasted Chicken.....	"	-	-	-	-	-	-	-	-	-	-	-	-	-
Spaghetti With Sauce...	"	6.33	4.33	6.67	5.33	5.00	5.33	5.00	6.00	3.00	5.00	4.00	-	5.07
Macaroni With Sauce...	"	-	-	-	5.00	4.00	4.50	-	7.00	2.83	-	3.50	-	4.21
Minestrone.....	"	-	-	4.00	-	-	-	-	6.00	-	-	5.00	-	5.00
Pastal Furno.....	"	-	-	11.00	-	-	-	-	9.00	-	6.00	-	-	8.67
Secondo Misto.....	"	-	-	-	6.00	-	-	-	7.50	-	6.00	6.00	-	6.33
Cotelet /Veal.....	"	-	-	11.50	-	-	9.00	-	8.00	-	-	-	-	9.13
Fasting Meal Without Fish	"	6.00	5.33	6.00	4.67	-	4.67	4.00	5.33	2.33	-	3.67	-	4.69
Fasting Meal With Fish	"	12.00	7.00	8.00	7.00	-	7.00	7.00	9.25	4.33	-	6.67	-	7.08
'Suff Fitfit'.....	"	6.00	3.00	3.00	4.00	-	3.00	-	6.00	-	-	2.75	-	3.83
'Assa Wot'/Fish/.....	"	10.00	7.33	8.00	4.00	-	6.00	-	6.00	4.00	-	5.50	-	6.07
'Assa Cotelet'.....	"	12.00	7.33	9.50	8.00	-	7.00	10.00	9.50	-	-	-	-	8.61
'Assa Lebleb'.....	"	6.00	7.33	8.00	7.00	-	6.00	5.00	9.25	4.00	-	5.33	-	6.41

Group 11

Market Places

(Gambela, Shebo Kiro, Akashi, Harari Town, Dire
Dawa, Melka Jebdu,)

Table 1 Group 11 :- Average Prices of Hotel Services by Region and Urban Market Places

June 2002
Sene 1994

ITEM	UNIT	R E G I O N A N D M A R K E T P L A C E S								
		G A M B E L L A			G A M B E L L A A V E R A G E	H A R A R I T O W N	D I R E D A W A		D I R E D A W A A V E R A G E	C O U N T R Y L E V E L A V E R A G E
		Gambella	Shebo- kire	Akashi			Dire Dawa	Melka- Jebdu		
P R I C E I N B I R R										
BED ROOM										
First Class.....	Per Night	11.67	10.00	-	11.25	17.33	26.67	10.67	18.67	13.22
Second Class.....	"	10.00	-	-	10.00	11.00	16.67	-	16.67	11.39
Third Class.....	"	-	-	-	-	10.00	11.00	-	11.00	10.14
MENU										
'Yebeg Key Wot'.....	Single Meal	4.00	5.00	5.00	4.63	5.00	5.00	-	5.00	4.82
'Yebere Key Wot'.....	"	4.00	5.00	5.00	4.63	4.00	-	4.00	4.00	4.52
'Yebeg Alich Wot'.....	"	4.00	5.00	5.00	4.63	5.00	5.00	-	5.00	4.83
'Yebere Alich Wot'.....	"	4.00	5.00	5.00	4.63	4.00	-	-	-	4.63
'Doro Wot'.....	"	5.50	-	-	5.50	7.00	8.00	-	8.00	6.12
'Winchet Abish'.....	"	5.00	-	-	5.00	6.33	7.00	-	7.00	5.50
'Yebeg Kikil'.....	"	-	5.00	-	5.00	-	5.00	-	5.00	5.20
'Yebere Kikil'.....	"	4.00	5.00	-	4.50	-	-	-	-	4.55
'Tripa'.....	"	4.33	-	-	4.33	-	-	-	-	4.93
'Yebeg Tibs'.....	"	5.00	5.00	6.00	5.25	10.00	7.50	7.00	7.33	5.79
'Yebere Tibs'.....	"	5.00	5.00	6.00	5.25	5.00	8.00	5.00	6.50	5.48
'Yebeg Dullet'.....	"	4.33	4.33	4.00	4.25	4.50	5.00	4.00	4.67	4.11
'Yebere Dullet'.....	"	-	-	-	-	-	-	-	-	4.24
'Kitfo'.....	"	5.33	-	-	5.33	7.33	8.67	10.00	9.00	8.31
'Gored Gored'.....	"	-	5.00	-	5.00	7.00	8.00	-	8.00	7.53
'Tire Siga'.....	Kg.	15.00	-	-	15.00	-	-	-	-	16.12
Scrambled Egg.....	Single Meal	-	5.00	5.00	5.00	4.67	5.00	4.00	4.75	4.08
Scrambled Egg With Meat	"	-	5.00	5.00	5.00	5.67	5.33	5.00	5.25	5.08
'Enjera Firfir'.....	"	3.00	3.67	3.00	3.33	3.67	5.00	4.00	4.75	3.55
'Quanta Firfir'.....	"	5.00	5.00	-	5.00	4.50	5.50	-	5.50	4.87
'Doro Firfir'.....	"	-	-	-	-	-	-	-	-	6.23
'Zilzil Tibs'.....	"	7.00	5.00	-	5.50	10.00	8.00	9.00	8.25	7.19
'Goden Tibs'.....	"	7.50	5.00	-	5.63	-	-	-	-	7.26
'Milasna Sember Tibs'...	"	5.00	-	-	5.00	5.00	-	-	-	6.26

Table 1 Group 11 :- (Cont'd) Average Prices of Hotel Services by Region and Urban Market Places

June 2002
Sene 1994

ITEM	UNIT	R E G I O N A N D M A R K E T P L A C E S							COUNTRY LEVEL AVERAGE	
		G A M B E L L A			GAMBELLA AVERAGE	HARARI TOWN	D I R E D A W A			DIREDAWA AVERAGE
		Gambella	Shebo-kire	Akashi			Dire Dawa	Melka-Jebdu		
P R I C E I N B I R R										
'Atiklt Besiga'.....	"	4.00	5.00	-	4.50	6.00	-	-	-	5.04
Roasted Lamb.....	"	-	-	-	-	10.00	10.00	-	10.00	7.73
Roasted Chicken.....	"	-	-	-	-	15.00	-	-	-	13.50
Spaghetti With Sauce...	"	5.00	4.00	3.00	4.13	4.33	6.67	3.00	5.75	4.38
Macaroni With Sauce...	"	4.33	-	3.00	3.80	4.00	6.67	3.00	5.75	3.93
Minestrone.....	"	5.00	-	3.00	4.20	-	-	-	-	4.27
Pastal Furno.....	"	-	-	-	-	-	8.00	-	8.00	6.56
Secondo Misto.....	"	6.00	-	-	6.00	12.00	-	-	-	6.17
Cotelet /Veal.....	"	-	-	-	-	-	10.00	-	10.00	8.43
Fasting Meal Without Fish	"	3.00	2.17	3.00	2.69	4.33	-	2.00	2.00	3.15
Fasting Meal With Fish	"	-	-	-	-	-	-	-	-	5.87
'Suff Fitfit'.....	"	3.00	-	-	3.00	-	-	-	-	3.25
'Assa Wot'/Fish/.....	"	-	5.00	-	5.00	-	-	-	-	5.07
'Assa Cotelet'.....	"	6.00	-	-	6.00	-	-	-	-	6.96
'Assa Leleb'.....	"	-	-	-	-	-	-	-	-	5.65

በጋራ ገቢ
1994

