

FEDERAL DEMOCRATIC REPUBLIC OF ETHIOPIA

CENTRAL STATISTICAL AGENCY

የኢትዮጵያ ፌዴራላዊ
ዲሞክራሲያዊ ሪፐብሊክ
Central Statistical Agency
Library

**PRODUCERS' PRICES OF AGRICULTURAL
PRODUCTS AT ZONE LEVEL**

Monthly Statistical Report

January 2012 (Tir 2004)

ADDIS ABABA

March 2012

538 STATISTICAL BULLETIN 538

25/08/04

e-4/5

C-1/5 ACC-002931-35

FEDERAL DEMOCRATIC REPUBLIC OF ETHIOPIA

CENTRAL STATISTICAL AGENCY

የኢትዮጵያ
የብሔራዊ
የታሪክ
የታሪክ
የታሪክ
Central Statistical Agency
Library

PRODUCERS' PRICES OF AGRICULTURAL

PRODUCTS AT ZONE LEVEL

Monthly Statistical Report

January 2012 (Tir 2004)

ADDIS ABABA

March 2012

538

STATISTICAL BULLETIN

538

CONTENTS

	PAGE
I. Introduction	(II)
II. Objectives	(III)
III. Scope and Coverage	(IV)
IV. Method of Data Collection	(IV)
V. Definitions	(IX)
VI. Note	(IX)

Statistical Tables

Table 1 - Average Producers' Prices of Agricultural Products in Rural Areas by Zone, Tigray and Afar Regions, January 2012 (Tir 2004).....	3
Table 2 - Average Producers' Prices of Agricultural Products in Rural Areas by Zone, Amhara Region, January 2012 (Tir 2004).....	11
Table 3a- Average Producers' Prices of Agricultural Products in Rural Areas by Zone, Oromiya Region, January 2012 (Tir 2004).....	19
Table 3b- Average Producers' Prices of Agricultural Products in Rural Areas by Zone, Oromiya Region, January 2012 (Tir 2004).....	27
Table 4- Average Producers' Prices of Agricultural Products in Rural Areas by Zone, Somali and BenishangulGumuz Regions, January 2012 (Tir 2004).....	35
Table 5a - Average Producers' Prices of Agricultural Products in Rural Areas of ten Zones of SNNP Region, January 2012 (Tir 2004).....	43

Table 5b - Average Producers' Prices of Agricultural Products in Rural Areas
of Special Weredas /Zone of SNNP Region, January 2012

(Tir 2004).....51

Table 6 - Average Producers' Prices of Agricultural Products in Rural Areas by
Zone, Gambela, Harari and Dire Dawa Regions,

January 2012 (Tir 2004).....59

Statistical Tables

Average Producers' Prices of Agricultural Products in Rural Areas by
Zone, Tirkey and Afar Regions, January 2012
(Tir 2004).....

Average Producers' Prices of Agricultural Products in Rural Areas by
Zone, Amhara Region, January 2012
.....

Average Producers' Prices of Agricultural Products in Rural Areas by
Zone, Oromiya Region, January 2012
(Tir 2004).....

Average Producers' Prices of Agricultural Products in Rural Areas by
Zone, SNNP Region, January 2012
(Tir 2004).....

Average Producers' Prices of Agricultural Products in Rural Areas by
Zone, Somali and Banaangulomuz Regions, January 2012
(Tir 2004).....

Average Producers' Prices of Agricultural Products in Rural Areas of
Zones of SNNP Region, January 2012
(Tir 2004).....

I. Introduction

The Central Statistical Authority (CSA) has been conducting the Rural Integrated Household Survey Program (RIHSP) since 1980/81 (1973 Ethiopian Calendar). As part of the RIHSP the rural producers' prices of agricultural products survey is being conducted on a monthly basis since May 1981 in selected Farmers' Associations; (currently Enumeration Areas, EAs).

In an effort to fulfill data users demand, the CSA has been providing price data at zone level since September 1997. This report provides information on monthly average producers' prices of agricultural products on the basis of the current administrative hierarchy, i.e., Regions and zones. Due to lack of adequate space to accommodate the data for all zones and Regions over one page, the price data of the zones and Regions are presented in six tables as follows:

Table 1 refers to monthly average producers' prices of agricultural products in Tigray Region at zone level (i.e., North West Tigray, Western Tigray, Central Tigray, Eastern Tigray and Southern Tigray zones) and Afar Region and two of its zones (zone 1 and zone 3)

Table 2 presents monthly average producers' prices of agricultural products in Amhara Region by zone (i.e., North Gondar, South Gondar, North Wello, South Wello, North Shewa, East Gojam, West Gojam, Wag Hemra, Awi and Oromiya Zones).

Table 3a presents monthly average producers' prices of agricultural products in Oromiya Region and its zones (i.e., West Wellega, East Wellega, Illubabor, Jimma, West Shewa, North Shewa, East Shewa, Arssi, West Harerge, East Harerge,).

Table 3b presents monthly average producers' prices of agricultural products in Oromiya Region and its zones (i.e., Bale, Borena, South West Shewa, Guji, Kelem Wellega, Horo Gudru Wellega, and West Arssi, Zones).

Table 4 displays monthly average producers' prices of agricultural products in Somali Region and three of its zones (i.e., Shinile, Jigjiga and Liben) and Benishangul-Gumuz Region and its zones (i.e., Metekel, Asosa and Kamashi zones).

Table (5a) presents monthly average producers' prices of agricultural products in Southern Nations, Nationalities and Peoples, SNNP, Region and its zones (i.e., Gurage, Hadiya, Kembat- Tembaro, Sidama, Gedeo, Wolayita, South Omo, Shaka, Kaffa and Gamogofa Zones).

Table (5b) refers to monthly average producers' prices of agricultural products in Southern Nations, Nationalities and Peoples, SNNP, Region and its zones (i.e., Bench-Maji, Yem special wereda, Amaro special wereda, Burji special wereda, Konso special wereda, Dirashe special wereda, Dawro Zone, Basketo special wereda, Konta special wereda, Siltie Zone, and Alaba special wereda).

Table 6 provides monthly average producers' prices of agricultural products in Gambella Region and its zones (i.e., zone 1, zone 2, zone 3, and zone 4), Harari Region, Dire Dawa Administrative Council and national average.

Earlier issues on the same subject are Statistical Bulletins 44, 59, 65, 85, 95, 105, 116, 122, 137, 142, 148, 149, 155, 162, 166, 173, 176, 181, 188, 190, 199, 211, 212, 219, 239, 240, 241, 250, 251, 260, 268, 273, 277, 291, 292, 293, 294, 298, 300, 303, 306, 311, 312, 314, 315, 316, 318, 322, 324, 326, 328, 333, 334, 336, 338, 341, 343, 344, 353, 354, 359, 363, 364, 372, 374, 377, 378, 383, 384, 389, 392, 393, 399, 400, 408, 412, 413, 414, 419, 420, 421, 425, 426, 427, 429, 435, 436, 438, 441, 445, 447, 449, 450, 453, 456, 457, 462, 463, 465, 467, 471, 474, 475, 479, 481, 485, 486, 487, 492, 494, 497, 501, 502, 510, 511, 512.

II. Objectives

The objectives of the survey are to:

- help policy makers take decisions on production and distribution of agricultural products;
- study the level of producers' price of agricultural products charged by farmers;
- study the disparities between prices at various distribution levels;
- study changes in the economy;
- help in the valuation of output for national accounts;
- Construct producers' price indices and volume of production with respect to agricultural products.

III. Scope and Coverage

The scope and coverage of the agricultural producers' price survey are constantly under review and necessary improvements are effected from time to time in an effort to incorporate commodities mostly produced by private peasants. Consequently, starting from September 1998, the number of rural enumeration areas covered in price survey is reduced from 1420 to 446. The survey currently covers about 99 selected agricultural products in about 446 Enumeration Areas at country level as compared to 65 products in 361 Farmers' Association Areas in May 1981.

The major groups of agricultural products covered by the survey include cereals, pulses, oil seeds, vegetables and fruits, potatoes and other tubers, dairy products and eggs, spices, other food items and stimulants, livestock, and hides and skins.

IV. Method of Data Collection

Agricultural producers' price is collected from private peasant households or producers' cooperatives in the selected EAs in each month of the 1st day to 15th day of European calendar since September 2008, however before that the price was collected in each month of the Ethiopian Calendar year, (September to August). Information on producers' price could only be collected from peasants or producers' cooperatives if and only if their own produce is sold during the survey month. For each agricultural product a maximum of three quantity and price quotations are collected from three different private peasants or producers' cooperatives. A Kitchen balance is used to measure the quantities sold by the producer. The data collection on producers' price is done over the 30 days of the month depending upon the work load of the enumerator and the selling habits of the producers.

Table A: Distribution of Planned and Covered EAs by Reporting level**January 2012**

Reporting Level	Number of Sample EAs	
	Planned	Covered
Tigray	34	34
North West Tigray	6	6
Central Tigray	10	10
East Tigray	7	7
South Tigray	8	8
Western Tigray	3	3
Affar	6	5
Zone 1	3	3
Zone 3	3	2
Amhara	106	104
North Gondar	15	15
South Gondar	11	11
North Wello	8	8
South Wello	14	14
North Shewa	18	16
East Gojam	13	13
West Gojam	11	11
Wag Hemra	3	3
Awi	6	6
Oromiya zone	7	7

TableA (Continued):

Reporting Level	Number of Sample EAs	
	Planned	Covered
Oromiya	175	168
West Wellega	10	10
East Wellega	11	11
Illubabor	11	11
Jimma	11	11
West Shewa	10	10
North Shewa	10	10
East Shewa	10	10
Arssi	15	14
West Harerge	9	9
East Harerge	13	13
Bale	11	11
Borena	8	3
South West Shewa	8	8
Guji	8	8
Kelem Wellega	10	10
Horo Guduru, Wellega	10	10
West Arsi	10	9
Somali	8	7
Shinile	2	2
Jiggiga	3	3
Liben	3	2
Benishangul-Gumuz	19	16
Metekel	7	6
Asosa	7	7
Kamashi	5	3

Table A (Continued):

Reporting Level	Number of Sample EAs	
	Planned	Covered
SNNP	99	96
Gurage	8	8
Hadiya	4	4
Kembata-Tembaro	5	5
Sidama	9	9
Gedeo	4	4
Wolayta	7	7
South Omo	5	5
Shaka	3	2
Kaffa	8	8
Gamogofa	11	11
Bench-Maji	8	8
Yem special wereda	2	2
Amaro special wereda	2	2
Burji special wereda	2	2
Konso special wereda	2	2
Dirashe special wereda	2	2
Dawro special wereda	5	5
Basketo special wereda	2	2
Konta special wereda	2	2
Silte Zone	6	5
Alaba Special wereda	2	2

Table A (Continued):

Reporting Level	Number of Sample EAs	
	Planned	Covered
Gambella	12	4
zone 1	4	1
zone 2	5	0
zone 3	2	2
zone 4	1	0
Harari	2	2
Dire Dawa	2	2
TOTAL	463	438

Products in Rural Areas by Zone

Tigray and Afar Regions

- The average column contains a small arithmetic average for each product.
- The symbol "x" is used for data not available or doubtful.

V. Definitions

- **Producers' price:** Agricultural producers' price is defined as the price of the transaction carried out by the peasant/ producer at the first point of sale for a clearly specified agricultural product. In most cases this price may not correspond to the farm-gate price as the farmer sells his product at a place outside his farm.
- **Enumeration Area:** Enumeration Area in rural is a locality that is less than or equal to farmers' association areas and mostly consists of about 150-200 households.
- **Farmers' Association:-** It is the lowest administrative unit in a settled rural area with its own jurisdiction. It is an association of rural dwellers formed by the inhabitants of a given area whose members are engaged either in agricultural or non-agricultural activities.

VI. Note

- ◆ The average column provides a simple arithmetic average price for each product.
- ◆ The symbol "-" is used for data not available or doubtful.

**Table 1: Average Producers' Prices of Agricultural
Products in Rural Areas by Zone,
Tigray and Afar Regions**

Table 1: Average Producers' Prices of Agricultural Products in Rural Areas by Zone, Tigray and Afar Regions (Cont'd)

January 2012
Tir 2004

P R I C E I N B I R R										
K I L L I L A N D Z O N E S										
ITEM	UNIT	T I G R A Y					Tigray Average	A F F A R		Affar Average
		North West Tigray	Central Tigray	Eastern Tigray	Southern Tigray	Western Tigray		Zone 1	Zone 3	
CEREALS UNMILLED										
'TEFF' WHITE.....	Kg	9.53	10.29	-	8.34	10.35	9.73	-	8.01	8.01
'TEFF' MIXED.....	Kg	8.07	8.65	-	7.71	-	8.22	-	7.71	7.71
'TEFF' BLACK.....	Kg	7.10	7.51	7.51	7.35	8.75	7.47	-	-	-
WHEAT WHITE.....	Kg	-	6.71	7.64	6.19	-	7.01	-	-	-
WHEAT MIXED.....	Kg	-	-	7.00	-	-	7.00	-	-	-
WHEAT BLACK.....	Kg	-	-	6.75	-	-	6.75	-	-	-
BARLEY WHITE.....	Kg	-	6.53	6.69	6.26	-	6.47	-	-	-
BARLEY MIXED.....	Kg	-	-	-	-	-	-	-	-	-
BARLEY BLACK.....	Kg	-	-	-	7.43	-	7.43	-	-	-
BARLEY /FOR BEER/.....	Kg	-	-	-	-	-	-	-	-	-
'SENEF KOLO GEBIS'.....	Kg	-	-	-	-	-	-	-	-	-
MAIZE.....	Kg	3.82	4.91	-	4.54	-	4.18	-	5.78	5.78
DURRAH.....	Kg	-	6.15	-	4.79	-	5.24	-	-	-
AFRICAN MILLET.....	Kg	4.93	4.88	-	-	5.59	5.06	-	-	-
SORGHUM YELLOW.....	Kg	4.62	4.50	-	4.49	-	4.58	-	6.09	6.09
SORGHUM WHITE.....	Kg	-	5.88	-	4.19	5.30	5.23	-	-	-
SORGHUM RED.....	Kg	3.32	-	-	4.19	4.80	4.00	-	5.80	5.80
SORGHUM MIXED.....	Kg	-	5.71	-	4.02	-	4.87	-	-	-
OATS WITH COVER.....	Kg	-	-	-	-	-	-	-	-	-
RICE /LOCAL/.....	Kg	-	-	-	-	-	-	-	-	-
HULLED BERLEY /'TEMEZH'/.....	Kg	-	-	-	-	-	-	-	-	-
PULSES UNMILLED										
HORSE BEANS.....	Kg	11.20	12.51	-	10.35	12.82	11.74	-	-	-
CHICK PEAS.....	Kg	9.66	-	-	-	-	9.66	-	-	-
PEAS WHITE.....	Kg	-	-	-	-	-	-	-	-	-
PEAS MIXED.....	Kg	-	-	-	-	-	-	-	-	-
SOYA BEANS.....	Kg	-	-	-	-	-	-	-	-	-
LENTILS.....	Kg	-	17.16	-	13.79	-	15.48	-	-	-

Table 1: Average Producers' Prices of Agricultural Products in Rural Areas by Zone, Tigray and Afar Regions (Cont'd)

January
Tir

2012
2004

		P R I C E I N B I R R								
		K I L L I L A N D Z O N E S								
ITEM	UNIT	T I G R A Y					Tigray Average	A F F A R		Afar Average
		North West Tigray	Central Tigray	Eastern Tigray	Southern Tigray	Western Tigray		Zone 1	Zone 3	
HARICOT BEANS.....	Kg	-	-	-	-	-	-	-	-	
LIMA BEANS.....	Kg	-	-	-	-	-	-	-	-	
VETCH.....	Kg	-	-	-	-	-	-	-	-	
FENUGREEK.....	Kg	-	-	-	-	-	-	-	-	
OIL SEEDS										
NIGER SEED.....	Kg	8.03	8.00	-	-	10.00	8.58	-	-	
LINSEED WHITE.....	Kg	-	-	-	-	11.43	11.43	-	-	
LINSEED BLACK.....	Kg	-	-	9.00	10.00	-	9.86	-	-	
SESAME SEED.....	Kg	16.25	13.00	-	-	16.58	16.05	-	-	
SUNFLOWER.....	Kg	-	6.25	-	-	-	6.25	-	-	
RAPE SEED.....	Kg	18.18	-	-	-	-	18.18	-	-	
CASTOR BEANS.....	Kg	-	-	-	-	-	-	-	-	
GROUND NUTS.....	Kg	-	-	-	-	-	-	-	-	
VEGETABLES										
ETHIOPIAN KALE.....	Kg	-	-	4.75	-	-	4.75	-	-	
CABBAGE.....	Kg	-	-	-	1.84	-	1.84	-	-	
LETTUCE.....	Kg	14.40	-	-	-	-	14.40	-	-	
SPINACH.....	Kg	12.12	-	-	-	-	12.12	-	-	
CARROT.....	Kg	-	3.79	5.00	-	-	4.19	-	-	
TOMATO.....	Kg	5.00	-	3.67	-	7.50	5.50	-	-	
ONION.....	Kg	-	7.43	6.00	8.67	-	7.16	-	-	
GARLIC.....	Kg	-	-	50.00	-	-	50.00	-	-	
PEPPER GREEN.....	Kg	-	14.29	12.67	-	-	13.21	-	-	
GREEN PEAS.....	Kg	-	-	-	-	-	-	-	-	
BEET ROOT.....	Kg	-	-	-	-	-	-	-	-	
CAULIFLOWER.....	Kg	-	-	-	-	-	-	-	-	
PUMPKIN.....	Kg	-	-	-	-	-	-	-	-	
SUGAR CANE.....	Kg	-	-	-	-	-	-	-	-	

Table 1: Average Producers' Prices of Agricultural Products in Rural Areas by Zone, Tigray and Afar Regions (Cont'd)

January
Tir2012
2004

P R I C E I N B I R R

ITEM	UNIT	K I L L I L A N D Z O N E S								
		T I G R A Y					Tigray Average	A F F A R		Afar Average
		North West Tigray	Central Tigray	Eastern Tigray	Southern Tigray	Western Tigray		Zone 1	Zone 3	
FRUITS										
BANANA.....	Kg	-	6.28	-	-	-	6.28	-	-	-
ORANGE.....	Kg	8.02	-	9.50	-	-	8.76	-	-	-
LEMON.....	Kg	4.37	-	-	-	-	4.37	-	-	-
MANDARINE.....	Kg	-	-	-	-	-	-	-	-	-
PAPAYA.....	Kg	9.92	-	-	-	-	9.92	-	-	-
GRAPES.....	Kg	-	-	-	-	-	-	-	-	-
MANGO.....	Kg	-	-	-	-	-	-	-	-	-
GUAVA.....	Kg	7.22	-	8.00	-	-	7.48	-	-	-
AVOCADO.....	Kg	-	-	-	-	-	-	-	-	-
CITRON.....	Kg	-	-	-	-	-	-	-	-	-
PINE APPLE.....	Kg	-	-	-	-	-	-	-	-	-
CACTUS /BELES/.....	Kg	-	-	-	-	-	-	-	-	-
POTATOES AND OTHER TUBERS										
POTATO.....	Kg	-	-	3.75	3.08	-	3.42	-	-	-
SWEET POTATO.....	Kg	-	-	-	-	-	-	-	-	-
'KOCHO'/UNPROCESSED/.....	Kg	-	-	-	-	-	-	-	-	-
'BULA'.....	Kg	-	-	-	-	-	-	-	-	-
'GODERE'.....	Kg	-	-	-	-	-	-	-	-	-
SPICES										
PEPPER WHOLE.....	Kg	57.39	-	-	-	-	57.39	-	-	-
GINGER /NOT DRY/.....	Kg	-	-	-	-	-	-	-	-	-
WHITE CUMIN.....	Kg	-	-	-	-	-	-	-	-	-
BLACK CUMIN.....	Kg	-	-	-	-	-	-	-	-	-
TUMERIC /UNMILLED/.....	Kg	-	-	-	-	-	-	-	-	-
CARDAMON.....	Kg	-	-	-	-	-	-	-	-	-
FENUGREEK.....	Kg	-	-	-	-	-	-	-	-	-

Table 1: Average Producers' Prices of Agricultural Products in Rural Areas by Zone, Tigray and Afar Regions (Cont'd)

January
Tir

2012
2004

P R I C E I N B I R R

ITEM	UNIT	K I L L I L A N D Z O N E S								
		T I G R A Y					Tigray Average	A F F A R		Affar Average
		North West Tigray	Central Tigray	Eastern Tigray	Southern Tigray	Western Tigray		Zone 1	Zone 3	
CHILLIES.....	Kg	71.35	-	-	-	-	71.35	-	-	-
CORIANDER.....	Kg	-	-	-	-	-	-	-	-	-
'SENAFICH'.....	Kg	-	-	-	-	-	-	-	-	-
BASIL /DRY/.....	Kg	-	-	-	-	-	-	-	-	-
SAVORY /DRY/.....	Kg	-	-	-	-	-	-	-	-	-
RUE /NOT DRY/.....	Kg	-	-	-	-	-	-	-	-	-
LIVESTOCK										
SHEEP/CASTRATED/.....	No	-	565.00	893.33	733.33	1830.00	1045.45	798.75	841.67	817.14
LAMB.....	No	500.00	645.00	620.00	600.00	-	616.36	324.58	326.25	325.25
OTHER SHEEP/10-15Kg/.....	No	-	-	579.00	817.50	-	647.14	456.88	392.50	435.42
GOAT/CASTRATED/.....	No	-	833.33	1250.00	790.00	1250.00	954.00	929.00	1000.00	949.29
GOAT KID.....	No	594.00	555.00	350.00	452.14	592.22	543.03	327.08	313.75	321.75
OTHER GOAT/10-15Kg/.....	No	516.67	430.00	396.67	387.50	-	436.25	526.39	368.33	486.88
CALF/1-2Years/.....	No	-	-	2100.00	-	-	2100.00	2650.00	2100.00	2375.00
HEIFER/2-4Years/.....	No	-	-	2550.00	2500.00	-	2533.33	3570.00	3150.00	3234.00
COW/4 Years & Above/.....	No	3083.33	2325.00	-	-	2550.00	2714.29	-	4175.00	4175.00
BULL/2-4Years/.....	No	3200.00	-	3000.00	2400.00	2000.00	2650.00	-	2650.00	2650.00
OX/4 Years & Above/.....	No	3967.50	2590.00	-	3940.00	4470.00	3943.75	-	4700.00	4700.00
PULLET/LOCAL/.....	No	61.19	52.14	37.50	39.17	37.48	47.24	-	-	-
HEN/LOCAL/.....	No	76.30	61.50	60.40	47.13	68.75	63.11	-	-	-
COCKEREL/LOCAL/.....	No	58.38	55.43	42.50	47.50	30.00	53.25	-	-	-
COCK/LOCAL/.....	No	83.36	74.97	75.67	61.60	75.29	73.27	-	-	-
DRAUGHT ANIMALS										
DONKEY /MALE/.....	No	1600.00	1137.50	-	-	-	1230.00	-	908.00	908.00
HORSE /MALE/.....	No	-	-	-	-	-	-	-	-	-
MULE /MALE/.....	No	-	-	-	-	-	-	-	-	-
CAMEL /MALE/.....	No	-	-	-	9000.00	-	9000.00	-	-	-

Table 1: Average Producers' Prices of Agricultural Products in Rural Areas by Zone, Tigray and Afar Regions (Cont'd)

January 2012
Tir 2004

P R I C E I N B I R R

ITEM	UNIT	K I L L I L A N D Z O N E S								
		T I G R A Y					Tigray Average	A F F A R		Afar Average
		North West Tigray	Central Tigray	Eastern Tigray	Southern Tigray	Western Tigray		Zone 1	Zone 3	

DAIRY PRODUCTS & EGGS

MILK/UNPASTEURIZED/..... Lt	-	-	-	8.00	-	8.00	10.00	9.09	9.64
BUTTER/UNREFINED/..... Kg	-	-	95.96	102.96	-	99.07	83.33	-	83.33
CHEESE/COTTAGE/..... Kg	-	-	-	-	-	-	-	-	-
EGGS/LOCAL/..... DOZEN	23.87	19.79	18.16	16.45	21.20	19.49	-	-	-

HIDES AND SKINS

BOVINE HIDES..... No	-	-	-	-	13.00	13.00	-	-	-
SHEEP SKINS/DRY/..... No	-	35.00	-	-	22.00	25.25	-	-	-
GOAT SKINS/DRY/..... No	-	20.25	-	14.50	11.50	15.50	-	-	-

OTHERS

BUCKTHORN LEAVES/DRIED/..... Kg	10.74	20.00	-	19.92	-	17.89	-	-	-
'CHAT'..... Kg	-	-	-	-	-	-	-	-	-
COFFEE BEANS..... Kg	108.33	-	-	-	-	108.33	-	-	-
COFFEE WHOLE..... Kg	-	-	-	-	-	-	-	-	-
HONEY /NOT REFINED/..... Kg	45.67	42.00	89.00	72.20	-	62.69	-	-	-

Table 2: Average Producers' Prices of Agricultural Products in Rural Areas by Zone, Amhara Region

Year	Zone	Product	Price (ETB)
2011	North	Wheat	1200
		Maize	1000
		Teff	1500
	South	Wheat	1100
		Maize	900
		Teff	1400
	West	Wheat	1150
		Maize	950
		Teff	1450
	East	Wheat	1180
		Maize	980
		Teff	1480
Central	Wheat	1120	
	Maize	920	
	Teff	1420	
Southwest	Wheat	1160	
	Maize	960	
	Teff	1460	
Northwest	Wheat	1140	
	Maize	940	
	Teff	1440	
Northeast	Wheat	1170	
	Maize	970	
	Teff	1470	
Average	Wheat	1150	
	Maize	950	
	Teff	1450	

Table 2: Average Producers' Prices of Agricultural Products in Rural Areas by Zone, Amhara Region (Cont'd)

January
Tir 2012
2004

P R I C E I N B I R R

ITEM	UNIT	K I L L I L A N D Z O N E S										Amhara Average
		A M H A R A										
		North Gondar	South Gondar	North Wello	South Wello	North Shewa	East Gojam	West Gojam	Wag Hemra	Awii	Oromiya	
CEREALS UNMILLED												
'TEFF' WHITE.....	Kg	8.41	8.08	10.38	9.89	9.17	8.21	8.01	8.33	6.76	8.95	8.69
'TEFF' MIXED.....	Kg	7.45	7.24	9.02	8.78	8.38	7.74	7.63	8.29	6.93	8.53	7.88
'TEFF' BLACK.....	Kg	6.55	6.73	7.47	8.87	-	6.74	6.62	7.38	6.37	-	6.93
WHEAT WHITE.....	Kg	6.22	6.41	5.34	7.81	7.36	5.70	6.07	-	-	-	6.55
WHEAT MIXED.....	Kg	5.50	-	6.97	8.23	7.81	-	5.00	-	-	-	6.87
WHEAT BLACK.....	Kg	-	-	-	-	7.69	-	-	-	-	-	6.87
BARLEY WHITE.....	Kg	6.00	5.56	8.36	9.00	6.51	5.20	-	5.71	-	-	7.69
BARLEY MIXED.....	Kg	4.62	5.95	-	4.07	-	-	5.88	-	-	-	6.19
BARLEY BLACK.....	Kg	4.23	6.40	-	-	-	-	-	-	-	-	4.96
BARLEY /FOR BEER/.....	Kg	4.97	-	-	-	-	-	-	-	5.93	-	4.78
'SENEF KOLO GEBIS'.....	Kg	-	9.54	-	-	-	-	-	-	-	-	4.97
MAIZE.....	Kg	3.30	3.63	-	4.02	3.84	4.18	3.77	-	-	-	9.54
DURRAH.....	Kg	4.42	5.41	6.33	4.88	4.38	4.42	-	-	3.57	3.43	3.68
AFRICAN MILLET.....	Kg	5.01	4.55	-	-	-	-	4.00	-	-	-	4.94
SORGHUM YELLOW.....	Kg	-	7.26	5.80	6.09	5.46	-	-	-	5.22	-	4.85
SORGHUM WHITE.....	Kg	4.59	5.63	5.26	5.16	4.92	4.53	-	5.67	-	5.30	5.73
SORGHUM RED.....	Kg	4.95	-	5.31	5.30	3.56	-	-	-	-	4.27	4.97
SORGHUM MIXED.....	Kg	4.19	-	4.19	5.08	4.43	-	-	-	-	-	4.99
OATS WITH COVER.....	Kg	-	-	-	-	-	-	-	6.06	-	4.11	4.46
RICE /LOCAL/.....	Kg	-	7.43	-	-	-	-	-	-	-	-	-
HULLED BERLEY /'TEMEZH'/.....	Kg	9.17	-	-	-	-	-	-	-	-	-	7.43
PULSES UNMILLED												
HORSE BEANS.....	Kg	10.02	8.91	8.34	9.86	8.52	10.25	9.27	8.75	-	-	9.22
CHICK PEAS.....	Kg	8.42	-	7.56	8.12	10.61	11.70	-	11.61	-	-	10.00
PEAS WHITE.....	Kg	-	-	-	10.93	9.00	-	-	-	-	-	9.96
PEAS MIXED.....	Kg	9.38	9.19	9.30	10.66	10.09	16.00	11.51	10.18	-	-	10.05
SOYA BEANS.....	Kg	-	-	-	-	-	-	-	-	-	-	-
LENTILS.....	Kg	8.88	12.82	10.56	10.50	12.51	-	-	-	-	-	11.50
HARICOT BEANS.....	Kg	-	5.52	-	-	-	6.18	-	-	-	-	5.74

Table 2: Average Producers' Prices of Agricultural Products in Rural Areas by Zone, Amhara Region (Cont'd)

January 2012
Tir 2004

PRICE IN BIRR

		K I L L I L A N D Z O N E S										
		A M H A R A										
ITEM	UNIT	North Gondar	South Gondar	North Wello	South Wello	North Shewa	East Gojam	West Gojam	Wag Hemra	Awi	Oromiya	Amhara Average
L I M A B E A N S												
LIMA BEANS.....	Kg	-	-	-	8.68	10.00	-	10.25	-	-	-	9.52
VETCH.....	Kg	-	9.57	7.47	7.64	8.41	10.85	12.80	-	-	-	9.30
FENUGREEK.....	Kg	27.78	-	14.60	13.70	13.09	-	-	-	-	-	14.33
O I L S E E D S												
NIGER SEED.....	Kg	9.04	9.58	13.58	15.63	-	10.50	9.83	-	7.00	10.94	9.97
LINSEED WHITE.....	Kg	10.00	-	-	-	-	-	-	-	-	-	10.00
LINSEED BLACK.....	Kg	12.55	9.49	7.89	-	15.21	-	-	-	-	-	10.53
SESAME SEED.....	Kg	15.49	-	-	-	16.00	-	-	15.03	-	14.55	15.36
SUNFLOWER.....	Kg	6.33	-	8.63	-	5.00	-	-	7.50	-	14.71	7.62
RAPE SEED.....	Kg	7.50	7.26	-	-	-	5.17	6.99	-	6.21	-	7.03
CASTOR BEANS.....	Kg	-	-	-	-	-	-	-	-	-	-	-
GROUND NUTS.....	Kg	-	-	-	-	-	-	-	-	-	23.18	23.18
V E G E T A B L E S												
ETHIOPIAN KALE.....	Kg	-	-	-	-	2.64	-	2.79	-	-	-	2.68
CABBAGE.....	Kg	-	-	-	-	-	3.45	-	-	-	-	3.45
LETTUCE.....	Kg	-	-	11.54	-	-	-	-	-	-	-	11.54
SPINACH.....	Kg	-	-	-	-	-	3.00	-	-	-	-	3.00
CARROT.....	Kg	-	-	-	-	-	-	-	-	-	-	-
TOMATO.....	Kg	-	-	2.17	-	2.75	-	-	-	-	-	2.56
ONION.....	Kg	4.55	4.50	7.81	-	5.30	-	10.00	-	-	-	6.09
GARLIC.....	Kg	43.79	21.72	-	-	33.77	-	-	-	-	-	33.36
PEPPER GREEN.....	Kg	-	-	-	-	-	11.25	8.70	-	-	-	10.74
GREEN PEAS.....	Kg	-	-	-	-	-	-	-	-	-	-	-
BEEF ROOT.....	Kg	-	-	-	-	-	3.75	-	-	-	-	3.75
CAULIFLOWER.....	Kg	-	-	-	-	-	-	-	-	-	-	-
PUMPKIN.....	Kg	-	-	-	-	-	-	.97	-	1.67	-	1.25
SUGAR CANE.....	Kg	-	-	5.29	1.48	1.96	-	-	-	-	-	2.00

Table 2: Average Producers' Prices of Agricultural Products in Rural Areas by Zone, Amhara Region'(Cont'd)

January
Tir 2012
2004

		P R I C E I N B I R R											
		K I L L I L A N D Z O N E S											
ITEM	UNIT	A M H A R A										Amhara Average	
		North Gondar	South Gondar	North Wello	South Wello	North Shewa	East Gojam	West Gojam	Wag Hemra	Awii	Oromiya		
FRUITS													
BANANA.....	Kg	8.32	-	6.94	7.13	3.86	11.00	9.30	-	-	-	-	7.33
ORANGE.....	Kg	8.43	-	-	8.00	-	8.00	-	-	-	-	6.91	7.85
LEMON.....	Kg	5.84	-	-	8.00	5.31	3.23	-	-	-	-	-	5.79
MANDARINE.....	Kg	-	-	-	-	-	-	-	-	-	-	8.71	8.71
PAPAYA.....	Kg	2.33	-	-	-	-	-	1.33	-	-	-	-	1.99
GRAPES.....	Kg	-	-	-	-	-	-	-	-	-	-	-	-
MANGO.....	Kg	-	-	-	-	-	-	-	-	-	-	-	-
GUAVA.....	Kg	-	-	-	6.00	-	6.50	-	-	-	-	-	6.33
AVOCADO.....	Kg	-	-	-	-	-	-	-	-	-	-	-	-
CITRON.....	Kg	3.89	-	-	-	-	-	-	-	-	-	-	-
PINE APPLE.....	Kg	-	-	-	-	-	-	-	-	-	-	-	3.89
CACTUS /BELES/.....	Kg	-	-	-	-	-	-	-	-	-	-	-	-
POTATOES AND OTHER TUBERS													
POTATO.....	Kg	-	1.83	-	-	2.92	1.39	2.04	-	1.25	-	-	1.94
SWEET POTATO.....	Kg	-	-	-	-	-	-	-	-	-	-	-	-
'KOCHO'/UNPROCESSED/.....	Kg	-	-	-	-	-	-	-	-	-	-	-	-
'BULA'.....	Kg	-	-	-	-	-	-	-	-	-	-	-	-
'GODERE'.....	Kg	-	-	-	-	-	-	-	-	-	-	-	-
SPICES													
PEPPER WHOLE.....	Kg	-	23.03	-	-	-	38.33	20.40	-	-	-	-	26.83
GINGER /NOT DRY/.....	Kg	-	-	-	-	-	-	-	-	-	-	-	-
WHITE CUMIN.....	Kg	-	-	-	-	-	-	-	-	-	-	-	-
BLACK CUMIN.....	Kg	-	-	-	-	-	-	-	-	-	-	-	-
TUMERIC /UNMILLED/.....	Kg	-	-	-	-	-	-	-	-	-	-	-	-
CARDAMON.....	Kg	-	-	-	-	-	-	-	-	-	-	-	-
FENUGREEK.....	Kg	-	-	-	-	-	-	-	-	-	-	-	-
CHILLIES.....	Kg	-	-	-	-	-	-	-	-	-	20.24	20.24	-

Table 2: Average Producers' Prices of Agricultural Products in Rural Areas by Zone, Amhara Region (Cont'd)

January
Tir

2012
2004

P R I C E I N B I R R

ITEM	UNIT	K I L L I L A N D Z O N E S										Amhara Average		
		A M H A R A												
		North Gondar	South Gondar	North Wello	South Wello	North Shewa	East Gojam	West Gojam	Wag Hemra	Awi	Oromiya			
CORIANDER.....	Kg	-	-	-	-	-	-	-	-	-	-	-	-	-
'SENAFICH'.....	Kg	-	-	-	-	5.64	15.00	8.00	-	-	-	-	-	11.09
BASIL /DRY/.....	Kg	-	-	13.66	-	-	-	-	-	-	-	-	-	-
SAVORY /DRY/.....	Kg	-	-	-	-	8.39	12.00	-	-	-	-	-	-	9.66
RUE /NOT DRY/.....	Kg	-	6.79	-	-	-	-	-	-	-	-	-	-	-
LIVESTOCK														
SHEEP/CASTRATED/.....	No	820.00	1000.00	1040.00	1153.33	785.71	-	950.00	-	600.00	750.00	922.31	-	-
LAMB.....	No	422.83	374.17	341.25	471.25	333.82	446.14	446.43	-	675.71	430.00	421.09	-	-
OTHER SHEEP/10-15Kg/.....	No	473.75	478.64	565.00	437.27	489.09	610.00	500.00	500.00	-	636.25	492.12	-	-
GOAT/CASTRATED/.....	No	1133.33	-	1300.00	1087.50	1000.00	-	-	-	-	900.00	1095.00	-	-
GOAT KID.....	No	429.63	326.67	273.33	291.11	430.00	390.00	375.00	365.00	455.00	358.57	375.87	-	-
OTHER GOAT/10-15Kg/.....	No	801.67	448.00	476.00	583.33	500.00	-	275.00	432.86	-	400.00	531.48	-	-
CALF/1-2Years/.....	No	1583.33	1250.00	850.00	541.67	900.00	600.00	-	-	1050.00	1120.00	915.00	-	-
HEIFER/2-4Years/.....	No	2520.00	-	900.00	1707.14	1400.00	1075.00	-	-	-	2600.00	2053.57	-	-
COW/4 Years & Above/.....	No	3120.00	2140.00	1800.00	2675.00	2830.77	1707.14	2156.25	1166.67	2651.07	2100.00	2491.88	-	-
BULL/2-4Years/.....	No	3062.50	2266.67	1925.00	3150.00	1700.00	2700.00	-	1800.00	1850.00	2100.00	2506.82	-	-
OX/4 Years & Above/.....	No	4620.48	3490.00	3200.00	4420.56	4240.63	3607.14	3771.15	1966.67	3420.00	4800.00	3927.41	-	-
PULLET/LOCAL/.....	No	28.24	28.56	16.00	31.63	40.00	31.50	36.75	30.00	42.00	38.75	31.66	-	-
HEN/LOCAL/.....	No	40.36	37.64	40.00	50.80	52.86	41.56	53.75	25.50	48.33	49.67	43.79	-	-
COCKEREL/LOCAL/.....	No	35.17	40.00	-	23.67	55.70	42.00	45.80	24.00	38.75	40.00	39.48	-	-
COCK/LOCAL/.....	No	51.38	49.95	42.14	53.56	80.47	66.17	71.82	44.64	60.43	56.25	57.76	-	-
DRAUGHT ANIMALS														
DONKEY /MALE/.....	No	800.00	1090.00	-	370.00	1000.00	901.67	1150.00	1300.00	-	1300.00	992.69	-	-
HORSE /MALE/.....	No	-	-	-	-	-	1800.00	-	-	-	-	1800.00	-	-
MULE /MALE/.....	No	-	-	-	-	-	3200.00	-	-	-	-	3200.00	-	-
CAMEL /MALE/.....	No	-	-	-	-	-	-	-	-	-	7666.67	7666.67	-	-

Table 2: Average Producers' Prices of Agricultural Products in Rural Areas by Zone, Amhara Region (Cont'd)

January 2012
Tir 2004

P R I C E I N B I R R

ITEM	UNIT	K I L L I L A N D Z O N E S										Amhara Average
		A M H A R A										
		North Gondar	South Gondar	North Wello	South Wello	North Shewa	East Gojam	West Gojam	Wag Hemra	Awii	Oromiya	
DAIRY PRODUCTS & EGGS												
MILK/UNPASTEURIZED/.....	Lt	-	-	-	5.00	6.66	-	-	-	-	-	5.66
BUTTER/UNREFINED/.....	Kg	78.97	83.04	-	77.77	89.77	74.52	64.03	62.34	62.34	88.47	77.69
CHEESE/COTTAGE/.....	Kg	-	-	-	-	12.01	-	-	-	-	-	12.01
EGGS/LOCAL/.....	DOZEN	15.57	15.33	15.66	15.54	17.65	16.94	16.38	12.00	16.92	17.66	16.26
HIDES AND SKINS												
BOVINE HIDES.....	No	88.00	-	-	-	70.00	-	60.00	-	30.00	-	56.33
SHEEP SKINS/DRY/.....	No	-	-	50.00	-	40.00	-	70.00	-	50.00	-	56.00
GOAT SKINS/DRY/.....	No	-	-	-	-	-	-	-	-	-	25.00	25.00
OTHERS												
BUCKTHORN LEAVES/DRIED/.....	Kg	19.51	-	13.72	9.35	9.87	17.98	24.57	-	-	-	14.89
'CHAT'.....	Kg	-	-	-	34.24	-	-	-	-	-	31.25	33.49
COFFEE BEANS.....	Kg	92.53	-	-	-	-	92.00	89.33	-	-	-	91.52
COFFEE WHOLE.....	Kg	-	-	-	51.44	-	-	-	-	-	55.34	52.74
HONEY /NOT REFINED/.....	Kg	34.00	30.00	36.36	-	-	50.00	49.01	47.32	33.72	-	38.07

Table 3a: Average Producers' Prices of Agricultural Products in Rural Areas by Zone, Oromia Region

Product	Zone	Price (ETB)
Wheat	North	12.5
	West	11.8
	South	13.2
Maize	North	8.5
	West	7.9
	South	9.1
Sorghum	North	6.2
	West	5.8
	South	6.7
Beans	North	15.3
	West	14.1
	South	16.5
Peas	North	18.7
	West	17.2
	South	19.8
Mung Beans	North	22.1
	West	20.5
	South	23.9
Cowpeas	North	10.4
	West	9.8
	South	11.2
Soybeans	North	14.6
	West	13.9
	South	15.8
Peanut	North	25.3
	West	23.7
	South	27.1
Sesame	North	30.2
	West	28.6
	South	32.0
Teff	North	4.1
	West	3.8
	South	4.5
Barley	North	7.3
	West	6.9
	South	8.1
Oats	North	9.8
	West	9.2
	South	10.6
Rye	North	11.5
	West	10.9
	South	12.3
Millet	North	5.7
	West	5.3
	South	6.1
Buckwheat	North	13.8
	West	13.1
	South	14.9
Sorghum (White)	North	6.5
	West	6.1
	South	7.0
Sorghum (Red)	North	5.9
	West	5.5
	South	6.4
Maize (White)	North	8.2
	West	7.7
	South	8.9
Maize (Yellow)	North	7.6
	West	7.2
	South	8.3
Wheat (Soft)	North	12.8
	West	12.1
	South	13.5
Wheat (Hard)	North	11.9
	West	11.3
	South	12.7
Barley (Two Row)	North	7.1
	West	6.7
	South	7.8
Barley (Six Row)	North	6.4
	West	6.0
	South	7.0
Oats (Soft)	North	9.5
	West	9.0
	South	10.2
Oats (Hard)	North	8.8
	West	8.4
	South	9.6
Rye (Soft)	North	11.2
	West	10.7
	South	12.0
Rye (Hard)	North	10.5
	West	10.0
	South	11.3
Millet (Soft)	North	5.4
	West	5.0
	South	5.8
Millet (Hard)	North	4.8
	West	4.5
	South	5.2
Buckwheat (Soft)	North	13.5
	West	12.8
	South	14.2
Buckwheat (Hard)	North	12.8
	West	12.2
	South	13.6
Sorghum (White) (High Moisture)	North	6.8
	West	6.4
	South	7.4
Sorghum (White) (Low Moisture)	North	6.2
	West	5.8
	South	6.8
Sorghum (Red) (High Moisture)	North	5.6
	West	5.2
	South	6.1
Sorghum (Red) (Low Moisture)	North	5.0
	West	4.6
	South	5.5
Maize (White) (High Moisture)	North	7.9
	West	7.4
	South	8.6
Maize (White) (Low Moisture)	North	7.3
	West	6.9
	South	8.0
Maize (Yellow) (High Moisture)	North	6.7
	West	6.3
	South	7.4
Maize (Yellow) (Low Moisture)	North	6.1
	West	5.7
	South	6.6
Wheat (Soft) (High Moisture)	North	12.5
	West	11.8
	South	13.2
Wheat (Soft) (Low Moisture)	North	11.9
	West	11.3
	South	12.7
Wheat (Hard) (High Moisture)	North	11.2
	West	10.6
	South	12.0
Wheat (Hard) (Low Moisture)	North	10.6
	West	10.0
	South	11.4
Barley (Two Row) (High Moisture)	North	6.8
	West	6.4
	South	7.5
Barley (Two Row) (Low Moisture)	North	6.2
	West	5.8
	South	6.9
Barley (Six Row) (High Moisture)	North	5.5
	West	5.1
	South	6.1
Barley (Six Row) (Low Moisture)	North	4.9
	West	4.5
	South	5.4
Oats (Soft) (High Moisture)	North	9.2
	West	8.7
	South	9.9
Oats (Soft) (Low Moisture)	North	8.6
	West	8.1
	South	9.3
Oats (Hard) (High Moisture)	North	10.0
	West	9.5
	South	10.7
Oats (Hard) (Low Moisture)	North	9.4
	West	8.9
	South	10.1
Rye (Soft) (High Moisture)	North	10.8
	West	10.3
	South	11.5
Rye (Soft) (Low Moisture)	North	10.2
	West	9.7
	South	10.9
Rye (Hard) (High Moisture)	North	9.6
	West	9.1
	South	10.3
Rye (Hard) (Low Moisture)	North	9.0
	West	8.5
	South	9.7
Millet (Soft) (High Moisture)	North	5.1
	West	4.7
	South	5.5
Millet (Soft) (Low Moisture)	North	4.5
	West	4.1
	South	4.9
Millet (Hard) (High Moisture)	North	4.9
	West	4.5
	South	5.3
Millet (Hard) (Low Moisture)	North	4.3
	West	3.9
	South	4.7
Buckwheat (Soft) (High Moisture)	North	13.2
	West	12.5
	South	13.9
Buckwheat (Soft) (Low Moisture)	North	12.6
	West	12.0
	South	13.4
Buckwheat (Hard) (High Moisture)	North	11.9
	West	11.3
	South	12.7
Buckwheat (Hard) (Low Moisture)	North	11.3
	West	10.7
	South	12.1
Sorghum (White) (High Moisture)	North	6.5
	West	6.1
	South	7.1
Sorghum (White) (Low Moisture)	North	5.9
	West	5.5
	South	6.5
Sorghum (Red) (High Moisture)	North	5.3
	West	4.9
	South	5.9
Sorghum (Red) (Low Moisture)	North	4.7
	West	4.3
	South	5.3
Maize (White) (High Moisture)	North	7.6
	West	7.1
	South	8.3
Maize (White) (Low Moisture)	North	7.0
	West	6.6
	South	7.7
Maize (Yellow) (High Moisture)	North	6.4
	West	6.0
	South	7.1
Maize (Yellow) (Low Moisture)	North	5.8
	West	5.4
	South	6.4
Wheat (Soft) (High Moisture)	North	12.2
	West	11.5
	South	12.9
Wheat (Soft) (Low Moisture)	North	11.6
	West	11.0
	South	12.4
Wheat (Hard) (High Moisture)	North	10.9
	West	10.3
	South	11.7
Wheat (Hard) (Low Moisture)	North	10.3
	West	9.7
	South	11.1
Barley (Two Row) (High Moisture)	North	6.1
	West	5.7
	South	6.8
Barley (Two Row) (Low Moisture)	North	5.5
	West	5.1
	South	6.2
Barley (Six Row) (High Moisture)	North	4.8
	West	4.4
	South	5.4
Barley (Six Row) (Low Moisture)	North	4.2
	West	3.8
	South	4.6
Oats (Soft) (High Moisture)	North	8.8
	West	8.3
	South	9.5
Oats (Soft) (Low Moisture)	North	8.2
	West	7.7
	South	8.9
Oats (Hard) (High Moisture)	North	9.6
	West	9.1
	South	10.3
Oats (Hard) (Low Moisture)	North	9.0
	West	8.5
	South	9.7
Rye (Soft) (High Moisture)	North	10.4
	West	9.9
	South	11.1
Rye (Soft) (Low Moisture)	North	9.8
	West	9.3
	South	10.5
Rye (Hard) (High Moisture)	North	9.2
	West	8.7
	South	9.9
Rye (Hard) (Low Moisture)	North	8.6
	West	8.1
	South	9.3
Millet (Soft) (High Moisture)	North	4.6
	West	4.2
	South	5.0
Millet (Soft) (Low Moisture)	North	4.0
	West	3.6
	South	4.4
Millet (Hard) (High Moisture)	North	4.4
	West	4.0
	South	4.8
Millet (Hard) (Low Moisture)	North	3.8
	West	3.4
	South	4.2
Buckwheat (Soft) (High Moisture)	North	12.9
	West	12.2
	South	13.6
Buckwheat (Soft) (Low Moisture)	North	12.3
	West	11.7
	South	13.1
Buckwheat (Hard) (High Moisture)	North	11.6
	West	11.0
	South	12.4
Buckwheat (Hard) (Low Moisture)	North	11.0
	West	10.4
	South	11.8
Sorghum (White) (High Moisture)	North	6.2
	West	5.8
	South	6.8
Sorghum (White) (Low Moisture)	North	5.6
	West	5.2
	South	6.2
Sorghum (Red) (High Moisture)	North	4.4
	West	4.0
	South	5.0
Sorghum (Red) (Low Moisture)	North	3.8
	West	3.4
	South	4.4
Maize (White) (High Moisture)	North	7.3
	West	6.8
	South	8.0
Maize (White) (Low Moisture)	North	6.7
	West	6.3
	South	7.4
Maize (Yellow) (High Moisture)	North	5.5
	West	5.1
	South	6.1
Maize (Yellow) (Low Moisture)	North	4.9
	West	4.5
	South	5.5
Wheat (Soft) (High Moisture)	North	11.7
	West	11.0
	South	12.3
Wheat (Soft) (Low Moisture)	North	11.1
	West	10.5
	South	11.9
Wheat (Hard) (High Moisture)	North	10.4
	West	9.8
	South	11.2
Wheat (Hard) (Low Moisture)	North	9.8
	West	9.2
	South	10.6
Barley (Two Row) (High Moisture)	North	5.8
	West	5.4
	South	6.5
Barley (Two Row) (Low Moisture)	North	5.2
	West	4.8
	South	5.9
Barley (Six Row) (High Moisture)	North	4.1
	West	3.7
	South	4.7
Barley (Six Row) (Low Moisture)	North	3.5
	West	3.1
	South	4.1
Oats (Soft) (High Moisture)	North	8.3
	West	7.8
	South	9.0
Oats (Soft) (Low Moisture)	North	7.7
	West	7.2
	South	8.4
Oats (Hard) (High Moisture)	North	9.1
	West	8.6
	South	9.8
Oats (Hard) (Low Moisture)	North	8.5
	West	8.0
	South	9.2
Rye (Soft) (High Moisture)	North	9.9
	West	9.4
	South	10.6
Rye (Soft) (Low Moisture)	North	9.3
	West	8.8
	South	10.0
Rye (Hard) (High Moisture)	North	8.7
	West	8.2
	South	9.4
Rye (Hard) (Low Moisture)	North	8.1
	West	7.6
	South	8.8
Millet (Soft) (High Moisture)	North	3.9
	West	3.5
	South	4.3
Millet (Soft) (Low Moisture)	North	3.3
	West	2.9
	South	3.7
Millet (Hard) (High Moisture)	North	3.7
	West	3.3
	South	4.1
Millet (Hard) (Low Moisture)	North	3.1
	West	2.7
	South	3.5
Buckwheat (Soft) (High Moisture)	North	12.6
	West	11.9
	South	13.0
Buckwheat (Soft) (Low Moisture)	North	12.0
	West	11.4
	South	12.8
Buckwheat (Hard) (High Moisture)	North	10.7
	West	10.1
	South	11.5
Buckwheat (Hard) (Low Moisture)	North	10.1
	West	9.5
	South	10.9
Sorghum (White) (High Moisture)	North	5.9
	West	5.5
	South	6.5
Sorghum (White) (Low Moisture)	North	5.3
	West	4.9
	South	5.9
Sorghum (Red) (High Moisture)	North	3.5
	West	3.1
	South	4.1
Sorghum (Red) (Low Moisture)	North	2.9
	West	2.5
	South	3.5
Maize (White) (High Moisture)	North	6.8
	West	6.3
	South	7.5
Maize (White) (Low Moisture)	North	6.2
	West	5.8
	South	6.9
Maize (Yellow) (High Moisture)	North	4.6
	West	4.2
	South	5.2
Maize (Yellow) (Low Moisture)	North	4.0
	West	3.6
	South	4.6
Wheat (Soft) (High Moisture)	North	11.4
	West	10.7
	South	12.1
Wheat (Soft) (Low Moisture)	North	10.8
	West	10.2
	South	11.6
Wheat (Hard) (High Moisture)	North	9.6
	West	9.0
	South	10.4
Wheat (Hard) (Low Moisture)	North	9.0
	West	8.4
	South	9.8
Barley (Two Row) (High Moisture)	North	5.1
	West	




Table 3a: Average Producers' Prices of Agricultural Products in Rural Areas by Zone, Oromiya Region (Cont'd)

January
Tir 2012
2004

P R I C E I N B I R R

ITEM	UNIT	K I L L I L A N D Z O N E S									
		O R O M I Y A									
		West Wellega	East Wellega	Illu-babor	Jimma	West Shewa	North Shewa	East Shewa	Arssi	West Harerge	East Harerge
CEREALS UNMILLED											
'TEFF' WHITE.....	Kg	-	-	9.44	9.07	8.98	10.96	10.05	8.63	9.38	-
'TEFF' MIXED.....	Kg	10.07	6.60	9.00	7.94	7.67	7.18	9.83	8.70	-	-
'TEFF' BLACK.....	Kg	8.61	9.00	6.56	8.93	6.27	7.77	8.27	6.55	-	-
WHEAT WHITE.....	Kg	-	-	7.28	7.72	7.02	6.63	6.63	6.19	5.50	6.18
WHEAT MIXED.....	Kg	5.81	5.67	6.52	8.14	-	6.15	-	-	-	-
WHEAT BLACK.....	Kg	-	8.29	-	-	-	8.44	-	-	-	-
BARLEY WHITE.....	Kg	-	-	-	5.08	3.99	3.75	6.00	5.54	-	-
BARLEY MIXED.....	Kg	-	5.76	-	5.56	5.21	-	-	-	-	5.00
BARLEY BLACK.....	Kg	-	-	-	4.81	3.97	-	5.73	-	-	-
BARLEY /FOR BEER/.....	Kg	-	-	-	-	-	-	-	-	-	-
'SENEF KOLO GEBIS'.....	Kg	-	-	-	-	-	-	-	-	-	-
MAIZE.....	Kg	3.96	3.24	3.93	4.27	3.39	-	4.16	3.70	3.81	4.08
DURRAH.....	Kg	4.14	3.16	-	-	-	4.35	3.99	3.95	2.47	-
AFRICAN MILLET.....	Kg	4.74	4.85	-	-	-	-	-	-	4.67	-
SORGHUM YELLOW.....	Kg	-	-	-	-	-	-	-	4.50	3.00	-
SORGHUM WHITE.....	Kg	-	-	5.83	5.39	4.50	5.22	-	4.35	4.00	-
SORGHUM RED.....	Kg	3.92	3.26	4.15	4.84	3.51	-	-	4.12	3.91	4.34
SORGHUM MIXED.....	Kg	4.50	2.93	-	-	3.39	6.15	-	-	5.00	-
OATS WITH COVER.....	Kg	-	5.83	-	-	-	-	-	-	-	-
RICE /LOCAL/.....	Kg	-	-	-	-	-	-	-	-	-	-
HULLED BERLEY /'TEMEZH'/.....	Kg	-	-	-	-	-	-	-	-	-	-
PULSES UNMILLED											
HORSE BEANS.....	Kg	11.28	17.49	10.14	9.61	9.61	8.99	9.57	9.33	9.80	9.17
CHICK PEAS.....	Kg	-	-	7.58	-	8.85	-	11.00	-	9.50	-
PEAS WHITE.....	Kg	-	-	11.32	-	11.00	-	12.26	11.39	-	-
PEAS MIXED.....	Kg	-	9.67	10.51	10.58	-	12.72	-	7.00	-	-
SOYA BEANS.....	Kg	-	-	-	-	-	-	-	-	-	-
LENTILS.....	Kg	-	-	-	17.24	-	15.00	13.04	9.76	-	-

Table 3a: Average Producers' Prices of Agricultural Products in Rural Areas by Zone, Oromiya Region (Cont'd)

January
Tir

2012
2004

PRICE IN B I R R											
K I L L I L A N D Z O N E S											
O R O M I Y A											
ITEM	UNIT										
		West Wellega	East Wellega	Illu-babor	Jimma	West Shewa	North Shewa	East Shewa	Arssi	West Harerge	East Harerge
HARICOT BEANS.....	Kg	7.69	6.86	9.62	-	-	-	7.32	6.86	5.37	-
LIMA BEANS.....	Kg	8.72	-	-	7.14	-	-	8.00	-	5.30	5.95
VETCH.....	Kg	-	-	-	-	8.39	9.33	8.00	9.76	-	-
FENUGREEK.....	Kg	-	19.76	24.41	-	-	16.00	-	18.35	-	18.00
OIL SEEDS											
NIGER SEED.....	Kg	6.62	7.57	7.64	8.77	8.35	-	-	9.00	-	-
LINSEED WHITE.....	Kg	-	-	-	-	-	-	-	22.22	-	-
LINSEED BLACK.....	Kg	-	-	-	17.36	9.50	-	-	10.41	-	15.00
SESAME SEED.....	Kg	-	-	-	13.76	-	-	-	-	-	-
SUNFLOWER.....	Kg	-	-	-	-	-	-	-	-	5.25	7.50
RAPE SEED.....	Kg	5.20	6.57	6.67	6.02	-	-	-	-	10.59	-
CASTOR BEANS.....	Kg	-	-	-	-	-	-	-	-	-	12.81
GROUND NUTS.....	Kg	-	-	-	-	-	-	-	-	-	-
VEGETABLES											
ETHIOPIAN KALE.....	Kg	2.56	-	2.29	1.68	-	-	1.33	-	-	-
CABBAGE.....	Kg	-	-	3.00	2.64	2.50	-	-	-	-	-
LETTUCE.....	Kg	-	-	-	-	-	-	-	-	-	-
SPINACH.....	Kg	-	-	-	-	4.17	-	-	-	-	-
CARROT.....	Kg	-	-	3.13	-	-	-	5.18	-	2.54	-
TOMATO.....	Kg	4.42	3.60	3.33	5.56	-	-	6.00	7.00	-	-
ONION.....	Kg	-	7.83	6.11	5.71	6.67	10.00	6.00	31.29	-	-
GARLIC.....	Kg	-	-	-	43.64	-	-	26.00	-	-	-
PEPPER GREEN.....	Kg	-	5.57	8.01	6.86	10.00	-	-	-	-	5.50
GREEN PEAS.....	Kg	-	-	-	-	-	-	-	-	-	-
BEEY ROOT.....	Kg	-	-	5.39	2.50	6.00	-	-	-	-	-
CAULIFLOWER.....	Kg	-	-	-	-	-	-	-	-	-	-
PUMPKIN.....	Kg	1.14	1.19	3.81	-	-	-	2.59	-	2.32	2.50
SUGAR CANE.....	Kg	1.15	-	1.76	1.87	-	-	-	-	.86	.98

Table 3a: Average Producers' Prices of Agricultural Products in Rural Areas by Zone, Oromiya Region (Cont'd)

January
Tir2012
2004

		P R I C E I N B I R R									
		K I L L I L A N D Z O N E S									
		O R O M I Y A									
ITEM	UNIT	West Wellega	East Wellega	Illu- babor	Jimma	West Shewa	North Shewa	East Shewa	Arssi	West Harerge	East Harerge
FRUITS											
BANANA.....	Kg	2.36	3.79	3.21	2.84	-	-	4.17	4.17	5.00	3.79
ORANGE.....	Kg	1.39	-	-	2.32	-	-	-	2.08	3.70	-
LEMON.....	Kg	-	-	-	6.00	-	-	-	-	5.00	-
MANDARINE.....	Kg	-	-	-	-	-	-	-	-	-	-
PAPAYA.....	Kg	3.48	-	2.22	1.40	-	-	-	-	-	-
GRAPES.....	Kg	-	-	-	-	-	-	-	-	-	-
MANGO.....	Kg	-	-	-	-	-	-	1.92	-	-	-
GUAVA.....	Kg	-	-	-	-	-	-	-	2.50	2.14	-
AVOCADO.....	Kg	1.67	-	-	5.66	-	-	-	-	-	-
CITRON.....	Kg	-	-	-	-	-	-	-	-	-	-
PINE APPLE.....	Kg	-	-	7.25	7.00	-	-	-	-	-	-
CACTUS /BELES/.....	Kg	-	-	-	-	-	-	-	-	-	-
POTATOES AND OTHER TUBERS											
POTATO.....	Kg	5.67	-	5.35	2.10	-	-	-	3.50	-	-
SWEET POTATO.....	Kg	2.36	1.58	1.89	3.25	4.35	-	-	-	1.75	-
'KOCHO'/UNPROCESSED/.....	Kg	-	-	-	3.27	-	-	-	-	-	-
'BULA'.....	Kg	-	-	-	6.49	4.20	-	-	-	-	-
'GODERE'.....	Kg	-	-	-	1.94	-	-	-	-	-	-
SPICES											
PEPPER WHOLE.....	Kg	-	24.84	27.33	28.83	28.63	-	-	29.75	28.89	-
GINGER /NOT DRY/.....	Kg	-	3.91	7.84	-	-	-	-	16.67	-	-
WHITE CUMIN.....	Kg	-	-	-	-	-	-	-	-	-	-
BLACK CUMIN.....	Kg	-	-	-	-	-	-	-	-	-	-
TUMERIC /UNMILLED/.....	Kg	-	-	-	-	-	-	-	-	-	-
CARDAMON.....	Kg	-	-	10.00	-	-	-	-	-	-	-
FENUGREEK.....	Kg	-	-	-	-	-	-	-	-	-	-

Table 3a: Average Producers' Prices of Agricultural Products in Rural Areas by Zone, Oromiya Region (Cont'd)

January
Tir

2012
2004

PRICE IN BIRR											
K I L L I L A N D Z O N E S											
O R O M I Y A											
ITEM	UNIT										
		West Wellega	East Wellega	Illu-babor	Jimma	West Shewa	North Shewa	East Shewa	Arssi	West Harerge	East Harerge
CHILLIES.....	Kg	9.55	-	-	-	-	-	-	-	7.69	-
CORIANDE.....	Kg	6.67	-	-	-	-	-	-	-	-	-
'SENAFICH'.....	Kg	-	-	-	-	-	-	-	-	-	-
BASIL /DRY/.....	Kg	-	-	4.44	-	-	-	-	-	-	-
SAVORY /DRY/.....	Kg	-	-	-	-	-	-	-	-	-	-
RUE /NOT DRY/.....	Kg	-	-	11.11	-	-	-	-	-	-	-
LIVESTOCK											
SHEEP/CASTRATED/.....	No	-	-	1170.00	1016.67	1050.00	842.00	1333.33	1047.00	1000.00	-
LAMB.....	No	367.00	467.67	361.04	451.82	454.67	495.95	480.60	631.11	450.00	404.00
OTHER SHEEP/10-15kg/.....	No	407.50	306.00	549.00	576.92	438.33	435.00	461.25	450.00	500.00	571.43
GOAT/CASTRATED/.....	No	-	-	775.00	-	967.50	-	1082.50	656.67	900.00	950.00
GOAT KID.....	No	-	360.00	340.00	432.73	440.00	-	465.94	415.00	400.00	475.45
OTHER GOAT/10-15kg/.....	No	-	325.00	402.50	345.83	296.25	-	446.43	390.67	566.67	621.11
CALF/1-2Years/.....	No	-	1400.00	-	986.25	675.00	-	1170.00	1235.00	1300.00	1900.00
HEIFER/2-4Years/.....	No	1000.00	1550.00	1484.00	1500.00	2100.00	1900.00	1360.00	2504.00	1500.00	1700.00
COW/4 Years & Above/.....	No	1830.00	1941.67	1865.00	2177.00	2525.00	-	2383.00	2514.29	2581.25	2514.29
BULL/2-4Years/.....	No	1713.33	1910.00	2472.50	1755.00	2833.33	2000.00	2110.00	2515.00	3481.82	1862.50
OX/4 Years & Above/.....	No	3301.72	2073.66	3398.80	3659.26	4482.35	5065.60	4352.38	4665.42	6114.29	5566.67
PULLET/LOCAL/.....	No	-	37.00	33.00	32.00	-	-	40.00	33.00	35.50	25.00
HEN/LOCAL/.....	No	43.91	47.46	46.79	48.31	53.60	62.60	56.97	46.34	44.00	30.00
COCKEREL/LOCAL/.....	No	57.50	46.86	45.43	-	24.00	-	67.63	41.75	57.50	56.67
COCK/LOCAL/.....	No	72.55	53.39	75.80	91.03	78.05	91.33	89.62	76.69	57.50	47.88
DRAUGHT ANIMALS											
DONKEY /MALE/.....	No	1500.00	1300.00	1800.00	1846.00	-	-	1430.00	950.00	1500.00	1000.00
HORSE /MALE/.....	No	-	-	3500.00	-	-	-	-	-	-	-
MULE /MALE/.....	No	-	-	-	3200.00	-	-	-	-	-	-
CAMEL /MALE/.....	No	-	-	-	-	-	-	-	-	9000.00	-

Table 3a: Average Producers' Prices of Agricultural Products in Rural Areas by Zone, Oromiya Region (Cont'd)

January
Tir 2012
2004

P R I C E I N B I R R											
K I L L I L A N D Z O N E S											
O R O M I Y A											
ITEM	UNIT	West Wellega	East Wellega	Illu- babor	Jimma	West Shewa	North Shewa	East Shewa	Arssi	West Harerge	East Harerge
DAIRY PRODUCTS & EGGS											
MILK/UNPASTEURIZED/.....	Lt	-	-	9.03	8.27	-	5.59	9.76	-	10.16	9.06
BUTTER/UNREFINED/.....	Kg	76.21	70.53	83.51	76.27	76.84	85.67	84.05	72.21	86.11	-
CHEESE/COTTAGE/.....	Kg	-	-	-	-	29.50	28.89	20.15	26.09	-	-
EGGS/LOCAL/.....	DOZEN	16.79	17.48	17.08	20.73	17.34	17.70	20.88	18.24	15.88	16.73
HIDES AND SKINS											
BOVINE HIDES.....	No	-	-	-	-	-	-	-	-	-	-
SHEEP SKINS/DRY/.....	No	-	-	-	30.00	-	-	50.00	-	-	-
GOAT SKINS/DRY/.....	No	-	-	-	22.00	-	-	25.00	-	-	-
OTHERS											
BUCKTHORN LEAVES/DRIED/...	Kg	13.25	-	10.00	-	5.34	-	-	8.57	10.63	-
'CHAT'.....	Kg	11.00	-	33.64	38.93	-	-	-	29.29	32.52	107.10
COFFEE BEANS.....	Kg	38.09	67.16	40.00	52.74	-	-	-	-	83.47	87.50
COFFEE WHOLE.....	Kg	16.63	28.78	17.63	23.15	-	-	-	32.33	40.60	-
HONEY /NOT REFINED/.....	Kg	25.33	-	25.00	41.32	-	-	-	-	61.28	-

Table 3b: Average Producers' Prices of Agricultural Products in Rural Areas by Zone, Oromia Region

Product	Zone	Price (Birr)
Cereals	Barotsi	7.04
	Hararghe	6.40
	Harari	6.66
	West Hararghe	6.05
	East Hararghe	6.68
	West Galla	5.08
	East Galla	5.83
	West Arsi	5.05
	East Arsi	5.05
	West Arsi	5.05
Livestock	Barotsi	4.85
	Hararghe	4.85
	Harari	4.85
	West Hararghe	4.85
	East Hararghe	4.85
	West Galla	4.85
	East Galla	4.85
	West Arsi	4.85
	East Arsi	4.85
	West Arsi	4.85
Other	Barotsi	4.85
	Hararghe	4.85
	Harari	4.85
	West Hararghe	4.85
	East Hararghe	4.85
	West Galla	4.85
	East Galla	4.85
	West Arsi	4.85
	East Arsi	4.85
	West Arsi	4.85

Table 3b: Average Producers' Prices of Agricultural Products in Rural Areas by Zone, Oromiya Region (Cont'd)

January
Tir

2012
2004

PRICE IN BIRR

		K I L L I L A N D Z O N E S							
		O R O M I Y A							
ITEM	UNIT	Bale	Borena	South West Shewa	Guji	Kelem Wellega	Horo Guduru Wellega	West Arssi	Oromiya Average
CEREALS UNMILLED									
'TEFF' WHITE.....	Kg	7.04	-	8.80	8.97	-	-	8.31	9.15
'TEFF' MIXED.....	Kg	6.40	-	7.92	-	8.33	6.53	-	7.34
'TEFF' BLACK.....	Kg	6.66	-	7.32	8.53	7.23	5.80	7.13	7.46
WHEAT WHITE.....	Kg	6.05	-	5.91	6.67	-	-	6.53	6.34
WHEAT MIXED.....	Kg	4.68	-	-	-	6.69	6.48	-	6.37
WHEAT BLACK.....	Kg	-	-	-	-	-	-	-	8.41
BARLEY WHITE.....	Kg	5.48	-	4.63	-	-	-	5.47	4.87
BARLEY MIXED.....	Kg	3.83	-	-	4.23	5.45	5.28	-	5.21
BARLEY BLACK.....	Kg	-	-	4.74	-	-	6.65	-	5.19
BARLEY /FOR BEER/.....	Kg	3.64	-	-	-	-	-	5.63	5.14
'SENEF KOLO GEBIS'.....	Kg	-	-	-	-	-	-	-	-
MAIZE.....	Kg	3.41	-	3.99	2.88	3.90	3.97	3.83	3.72
DURRAH.....	Kg	-	-	-	-	-	-	3.81	3.67
AFRICAN MILLET.....	Kg	-	-	-	-	4.84	-	5.20	4.84
SORGHUM YELLOW.....	Kg	-	-	-	-	-	-	-	3.90
SORGHUM WHITE.....	Kg	-	-	-	-	4.28	-	-	4.60
SORGHUM RED.....	Kg	-	-	-	-	3.77	3.85	-	3.81
SORGHUM MIXED.....	Kg	-	-	-	-	5.13	3.35	-	3.79
OATS WITH COVER.....	Kg	-	-	-	-	-	-	-	5.83
RICE /LOCAL/.....	Kg	-	-	-	-	-	-	-	-
HULLED BERLEY /'TEMEZH'/..	Kg	-	-	-	-	-	-	-	-
PULSES UNMILLED									
HORSE BEANS.....	Kg	9.80	-	9.53	7.00	9.63	8.07	8.31	9.98
CHICK PEAS.....	Kg	10.42	-	8.69	-	-	-	-	9.28
PEAS WHITE.....	Kg	-	-	9.90	-	-	8.69	8.96	10.65
PEAS MIXED.....	Kg	8.11	-	-	6.67	10.14	8.39	-	9.16
SOYA BEANS.....	Kg	-	-	-	-	-	-	-	-
LENTILS.....	Kg	12.29	-	-	-	-	-	-	13.81

Table 3b: Average Producers' Prices of Agricultural Products in Rural Areas by Zone, Oromiya Region (Cont'd)

January
Tir

2012
2004

		P R I C E I N B I R R							
		K I L L I L A N D Z O N E S							
		O R O M I Y A							Oromiya Average
ITEM	UNIT	Bale	Borena	South West Shewa	Guji	Kelem Wellega	Horo Guduru Wellega	West Arssi	
HARICOT BEANS.....	Kg	-	-	-	-	7.72	-	7.55	7.29
LIMA BEANS.....	Kg	27.01	-	-	6.00	-	-	-	9.19
VETCH.....	Kg	-	-	6.50	-	-	26.31	-	8.31
FENUGREEK.....	Kg	-	-	-	-	-	-	-	21.81
OIL SEEDS									
NIGER SEED.....	Kg	-	-	8.23	-	-	8.38	-	8.04
LINSEED WHITE.....	Kg	-	-	-	-	-	-	-	22.22
LINSEED BLACK.....	Kg	-	-	-	-	-	8.93	-	11.69
SESAME SEED.....	Kg	14.00	-	-	-	10.76	-	-	11.54
SUNFLOWER.....	Kg	-	-	-	-	-	-	-	-
RAPE SEED.....	Kg	-	-	7.80	-	6.46	5.99	6.00	6.20
CASTOR BEANS.....	Kg	-	-	-	-	-	-	-	10.59
GROUND NUTS.....	Kg	-	-	-	-	-	-	-	12.81
VEGETABLES									
ETHIOPIAN KALE.....	Kg	1.64	-	2.48	1.67	2.94	-	1.28	1.94
CABBAGE.....	Kg	.85	-	-	-	-	-	.79	2.02
LETTUCE.....	Kg	-	-	-	-	3.44	-	-	3.44
SPINACH.....	Kg	-	-	-	-	-	-	-	-
CARROT.....	Kg	-	-	-	-	3.69	-	1.93	3.55
TOMATO.....	Kg	-	-	-	-	-	-	1.93	3.47
ONION.....	Kg	-	-	8.11	5.00	-	-	5.33	6.94
GARLIC.....	Kg	-	-	-	-	44.45	31.82	26.22	32.97
PEPPER GREEN.....	Kg	-	-	12.03	8.70	-	8.29	4.55	7.94
GREEN PEAS.....	Kg	-	-	1.56	-	-	-	1.20	5.50
BEEF ROOT.....	Kg	-	-	-	-	-	-	-	3.71
CAULIFLOWER.....	Kg	-	-	-	-	-	-	-	-
PUMPKIN.....	Kg	-	-	-	1.75	-	1.44	-	1.83
SUGAR CANE.....	Kg	-	-	-	-	1.41	2.33	1.62	1.58

Table 3b: Average Producers' Prices of Agricultural Products in Rural Areas by Zone, Oromiya Region (Cont'd)

January 2012
Tir 2004

P R I C E I N B I R R

ITEM	UNIT	K I L L I L A N D Z O N E S							Oromiya Average
		O R O M I Y A							
		Bale	Borena	South West Shewa	Guji	Kelem Wellega	Horo Guduru Wellega	West Arssi	
FRUITS									
BANANA.....	Kg	3.78	3.92	-	-	2.83	-	2.28	3.08
ORANGE.....	Kg	6.98	-	-	-	-	-	-	2.73
LEMON.....	Kg	-	-	-	-	-	-	-	5.50
MANDARINE.....	Kg	-	-	-	-	-	-	-	-
PAPAYA.....	Kg	4.10	-	-	-	2.97	-	-	2.81
GRAPES.....	Kg	-	-	-	-	-	-	-	-
MANGO.....	Kg	-	-	-	-	-	-	-	1.92
GUAVA.....	Kg	-	-	-	-	-	-	-	2.23
AVOCADO.....	Kg	6.15	-	-	-	-	-	4.44	4.99
CITRON.....	Kg	-	-	-	-	-	-	-	-
PINE APPLE.....	Kg	-	-	-	-	-	-	-	7.13
CACTUS /BELES/.....	Kg	-	-	-	-	-	-	-	-
POTATOES AND OTHER TUBERS									
POTATO.....	Kg	-	-	2.49	-	-	-	2.22	3.71
SWEET POTATO.....	Kg	-	-	-	2.31	2.21	-	-	2.16
'KOCHO'/UNPROCESSED/.....	Kg	-	-	1.37	2.20	-	-	1.49	1.97
'BULA'.....	Kg	-	-	-	6.80	-	-	5.35	5.11
'GODERE'.....	Kg	-	-	-	-	-	-	-	1.94
SPICES									
PEPPER WHOLE.....	Kg	23.15	-	-	-	23.00	-	-	25.99
GINGER /NOT DRY/.....	Kg	-	-	-	-	9.39	-	-	9.17
WHITE CUMIN.....	Kg	-	-	-	-	-	-	-	-
BLACK CUMIN.....	Kg	19.00	-	-	-	-	-	-	19.00
TUMERIC /UNMILLED/.....	Kg	-	-	-	-	-	-	-	-
CARDAMON.....	Kg	-	-	-	-	16.67	-	-	14.45
FENUGREEK.....	Kg	-	-	-	-	-	-	-	-

Table 3b: Average Producers' Prices of Agricultural Products in Rural Areas by Zone, Oromiya Region (Cont'd)

January
Tir

2012
2004

		P R I C E I N B I R R							
		K I L L I L A N D Z O N E S							
		O R O M I Y A							Oromiya Average
ITEM	UNIT	Bale	Borena	South West Shewa	Guji	Kelem Wellega	Horo Guduru Wellega	West Arssi	
CHILLIES.....	Kg	-	-	-	-	-	-	-	8.93
CORIANDER.....	Kg	8.83	-	-	-	-	-	-	8.29
'SENAFICH'.....	Kg	-	-	-	-	-	-	-	-
BASIL /DRY/.....	Kg	-	-	-	-	-	-	-	4.44
SAVORY /DRY/.....	Kg	-	-	-	-	-	-	-	-
RUE /NOT DRY/.....	Kg	-	-	-	-	-	-	-	11.11
LIVESTOCK									
SHEEP/CASTRATED/.....	No	850.00	-	-	700.00	850.00	715.00	900.00	939.92
LAMB.....	No	400.00	473.89	500.00	341.82	350.00	480.00	493.33	457.02
OTHER SHEEP/10-15Kg/.....	No	405.00	-	300.00	371.67	477.50	520.00	382.50	456.51
GOAT/CASTRATED/.....	No	1260.00	810.00	2500.00	-	1000.00	-	-	1164.44
GOAT KID.....	No	471.04	450.00	298.00	433.33	-	337.50	458.00	421.45
OTHER GOAT/10-15Kg/.....	No	312.78	-	440.00	-	388.00	421.88	-	441.42
CALF/1-2Years/.....	No	2030.00	-	-	1285.00	-	-	-	1201.38
HEIFER/2-4Years/.....	No	2475.00	2000.00	1700.00	1421.00	-	-	1170.00	1626.77
COW/4 Years & Above/.....	No	2290.00	3312.50	1800.00	2631.25	2300.00	1896.18	2322.73	2228.82
BULL/2-4Years/.....	No	2345.63	2900.00	1900.00	1584.00	2700.00	1766.67	1802.50	2166.37
OX/4 Years & Above/.....	No	3923.33	4900.00	2816.67	3995.71	3575.29	3811.25	3740.00	3814.47
PULLET/LOCAL/.....	No	24.67	-	-	33.33	36.86	45.00	40.00	34.23
HEN/LOCAL/.....	No	32.88	44.00	61.38	45.00	44.72	39.70	46.00	47.09
COCKEREL/LOCAL/.....	No	55.00	-	77.67	37.50	44.88	52.38	51.25	52.42
COCK/LOCAL/.....	No	54.64	84.40	90.00	79.53	71.06	69.47	63.08	71.75
DRAUGHT ANIMALS									
DONKEY /MALE/.....	No	1540.00	-	1200.00	-	-	1300.00	2185.00	1474.41
HORSE /MALE/.....	No	-	-	-	1900.00	-	-	-	2220.00
MULE /MALE/.....	No	-	1525.00	-	-	-	-	-	2083.33
CAMEL /MALE/.....	No	8250.00	-	-	-	-	-	-	8500.00

Table 3b: Average Producers' Prices of Agricultural Products in Rural Areas by Zone, Oromiya Region (Cont'd)

January
Tir 2012
2004

P R I C E I N B I R R									
K I L L I L A N D Z O N E S									
I T E M	U N I T	O R O M I Y A							Oromiya Average
		Bale	Borena	South West Shewa	Guji	Kelem Wellega	Horo Guduru Wellega	West Arssi	
DAIRY PRODUCTS & EGGS									
MILK/UNPASTEURIZED/.....	Lt	8.49	-	-	6.32	-	-	6.00	8.22
BUTTER/UNREFINED/.....	Kg	72.71	-	-	76.12	75.80	74.86	80.08	76.52
CHEESE/COTTAGE/.....	Kg	-	-	-	-	-	-	-	27.80
EGGS/LOCAL/.....	DOZEN	13.35	18.50	20.74	16.81	20.02	16.40	17.85	17.79
HIDES AND SKINS									
BOVINE HIDES.....	No	-	-	50.00	-	-	-	-	50.00
SHEEP SKINS/DRY/.....	No	-	-	-	-	-	-	-	40.00
GOAT SKINS/DRY/.....	No	-	-	-	-	-	-	-	22.75
OTHERS									
BUCKTHORN LEAVES/DRIED/...	Kg	-	-	-	-	-	7.42	-	8.79
'CHAT'.....	Kg	21.05	-	15.63	12.08	15.34	-	-	42.99
COFFEE BEANS.....	Kg	-	-	-	-	-	-	-	60.62
COFFEE WHOLE.....	Kg	33.80	-	-	-	13.80	-	32.48	20.30
HONEY /NOT REFINED/.....	Kg	33.26	-	-	38.04	27.50	27.67	42.21	33.11

**Table 4: Average Producers' Prices of Agricultural
Products in Rural Areas by Zone,
Somali and Benishangul Gumuz Regions**

Table 4: Average Producers' Prices of Agricultural Products in Rural Areas by Zone, Somale and Benishangul-Gumuz Regions (Cont'd)

January
Tir 2012
2004

		PRICE IN BIRR								
		KILLIL AND ZONES					BENISHANGUL-GUMUZ			
ITEM	UNIT	SOMALI			Somali Average	BENISHANGUL-GUMUZ				Benishangul -Gumuz Average
		Shinile	Jig Jiga	Liben		Metekel	Asosa	Kamashi	Maokomo Special	
CEREALS UNMILLED										
'TEFF' WHITE.....	Kg	-	-	-	-	-	13.33	-	-	13.33
'TEFF' MIXED.....	Kg	-	-	-	-	8.50	-	-	-	8.50
'TEFF' BLACK.....	Kg	-	-	-	-	6.62	-	-	-	6.62
WHEAT WHITE.....	Kg	-	-	-	-	-	-	-	-	-
WHEAT MIXED.....	Kg	-	-	-	-	-	-	-	-	-
WHEAT BLACK.....	Kg	-	-	-	-	-	-	-	-	-
BARLEY WHITE.....	Kg	-	-	-	-	-	-	-	-	-
BARLEY MIXED.....	Kg	-	-	-	-	-	-	-	-	-
BARLEY BLACK.....	Kg	-	-	-	-	-	-	-	-	-
BARLEY /FOR BEER/.....	Kg	-	-	-	-	-	-	-	-	-
'SENEF KOLO GEBIS'.....	Kg	-	-	-	-	3.32	3.43	3.06	3.25	3.27
MAIZE.....	Kg	-	-	-	-	-	-	-	-	-
DURRAH.....	Kg	-	-	-	-	4.41	-	4.90	3.33	4.51
AFRICAN MILLET.....	Kg	-	-	-	-	-	-	-	-	-
SORGHUM YELLOW.....	Kg	-	-	-	-	4.03	4.22	3.65	-	3.86
SORGHUM WHITE.....	Kg	-	-	-	-	-	3.61	2.72	2.66	2.88
SORGHUM RED.....	Kg	7.26	-	-	7.26	-	3.61	2.72	2.66	2.88
SORGHUM MIXED.....	Kg	-	-	-	-	3.27	4.47	3.11	2.72	3.60
OATS WITH COVER.....	Kg	-	-	-	-	5.00	-	-	-	5.00
RICE /LOCAL/.....	Kg	-	-	-	-	-	-	-	-	-
HULLED BERLEY /'TEMEZH'/.....	Kg	-	-	-	-	-	-	-	-	-
PULSES UNMILLED										
HORSE BEANS.....	Kg	-	-	-	-	-	-	-	-	-
CHICK PEAS.....	Kg	-	-	-	-	-	-	-	-	-
PEAS WHITE.....	Kg	-	-	-	-	-	-	-	-	-
PEAS MIXED.....	Kg	-	-	-	-	8.01	8.00	8.33	-	8.07
SOYA BEANS.....	Kg	-	-	-	-	-	-	-	-	-
LENTILS.....	Kg	-	-	-	-	7.49	7.61	7.04	8.33	7.35
HARICOT BEANS.....	Kg	-	-	-	-	-	-	-	-	-

Table 4: Average Producers' Prices of Agricultural Products in Rural Areas by Zone, Somale and Benishangul-Gumuz Regions (Cont'd)

January 2012
Tir 2004

		PRICE IN BIRR								
		KILLIL AND ZONES							Benishangul	
ITEM	UNIT	SOMALI			Somali Average	BENISHANGUL-GUMUZ			Benishangul -Gumuz Average	
		Shinile	Jig Jiga	Liben		Metekel	Asosa	Kamashi		Maakomo Special
LIMA BEANS.....	Kg	-	-	-	-	13.00	-	14.08	-	13.81
VETCH.....	Kg	-	-	-	-	-	-	-	-	-
FENUGREEK.....	Kg	-	-	-	-	-	-	-	-	-
OIL SEEDS										
NIGER SEED.....	Kg	-	-	-	-	7.00	8.46	8.33	-	7.94
LINSEED WHITE.....	Kg	-	-	-	-	-	11.67	-	-	11.67
LINSEED BLACK.....	Kg	-	-	-	-	14.65	13.88	12.90	12.00	13.39
SESAME SEED.....	Kg	-	-	-	-	3.99	-	-	-	3.99
SUNFLOWER.....	Kg	-	-	-	-	-	-	-	-	-
RAPE SEED.....	Kg	-	-	-	-	-	11.11	-	-	11.11
CASTOR BEANS.....	Kg	-	-	-	-	11.00	-	-	-	11.00
GROUND NUTS.....	Kg	-	-	-	-	-	-	-	-	-
VEGETABLES										
ETHIOPIAN KALE.....	Kg	-	-	-	-	45.00	-	-	-	45.00
CABBAGE.....	Kg	-	-	-	-	-	-	-	-	-
LETTUCE.....	Kg	-	-	-	-	-	-	-	-	-
SPINACH.....	Kg	-	-	-	-	-	-	-	-	-
CARROT.....	Kg	-	-	-	-	-	11.37	-	-	11.37
TOMATO.....	Kg	-	-	-	-	-	-	14.15	10.00	12.76
ONION.....	Kg	-	-	-	-	-	-	-	-	-
GARLIC.....	Kg	-	-	-	-	-	-	4.58	-	4.58
PEPPER GREEN.....	Kg	-	-	-	-	-	-	-	-	-
GREEN PEAS.....	Kg	-	-	-	-	-	-	-	-	-
BEEF ROOT.....	Kg	-	-	-	-	-	-	-	-	-
CAULIFLOWER.....	Kg	-	-	-	-	-	2.31	3.15	-	2.73
PUMPKIN.....	Kg	-	-	-	-	2.57	1.84	1.93	-	2.06
SUGAR CANE.....	Kg	-	-	-	-	-	-	-	-	-

Table 4: Average Producers' Prices of Agricultural Products in Rural Areas by Zone, Somale and Benishangul-Gumuz Regions (Cont'd)

January
Tir 2012
2004

P R I C E I N B I R R

		K I L L I L A N D Z O N E S								
ITEM	UNIT	S O M A L I			Somali Average	B E N I S H A N G U L - G U M U Z			Benishangul -Gumuz Average	
		Shinile	Jig Jiga	Liben		Metekel	Asosa	Kamashi		Maakomo Special
FRUITS										
BANANA.....	Kg	6.45	-	-	6.45	3.11	-	3.08	7.14	3.38
ORANGE.....	Kg	8.00	-	-	8.00	5.00	3.26	-	-	3.70
LEMON.....	Kg	6.16	-	-	6.16	-	-	-	-	-
MANDARINE.....	Kg	-	-	-	-	-	-	-	-	-
PAPAYA.....	Kg	-	-	-	-	-	2.83	1.72	-	2.55
GRAPES.....	Kg	-	-	-	-	-	-	-	-	-
MANGO.....	Kg	-	-	-	-	-	5.13	-	-	5.13
GUAVA.....	Kg	-	-	-	-	-	-	-	-	-
AVOCADO.....	Kg	-	-	-	-	-	-	-	-	-
CITRON.....	Kg	-	-	-	-	-	-	-	-	-
PINE APPLE.....	Kg	-	-	-	-	-	-	-	-	-
CACTUS /BELES/.....	Kg	-	-	-	-	-	-	-	-	-
POTATOES AND OTHER TUBERS										
POTATO.....	Kg	-	-	-	-	-	-	-	-	-
SWEET POTATO.....	Kg	-	-	-	-	-	1.49	1.23	-	1.36
'KOCHO'/UNPROCESSED/.....	Kg	-	-	-	-	-	-	-	-	-
'BULA'.....	Kg	-	-	-	-	-	-	-	-	-
'GODERE'.....	Kg	-	-	-	-	-	-	-	-	-
SPICES										
PEPPER WHOLE.....	Kg	-	-	-	-	30.00	26.67	-	-	28.00
GINGER /NOT DRY/.....	Kg	-	-	-	-	-	-	-	-	-
WHITE CUMIN.....	Kg	-	-	-	-	-	-	-	-	-
BLACK CUMIN.....	Kg	-	-	-	-	-	-	-	-	-
TUMERIC /UNMILLED/.....	Kg	-	-	-	-	-	-	-	-	-
CARDAMON.....	Kg	-	-	-	-	-	-	-	-	-
FENUGREEK.....	Kg	-	-	-	-	-	-	-	-	-

Table 4: Average Producers' Prices of Agricultural Products in Rural Areas by Zone, Somali and Benishangul-Gumuz Regions (Cont'd)

January 2012
Tir 2004

P R I C E I N B I R R

ITEM	UNIT	K I L L I L A N D Z O N E S								
		S O M A L I			Somali Average	B E N I S H A N G U L - G U M U Z				Benishangul -Gumuz Average
		Shinile	Jig Jiga	Liben		Metekel	Asosa	Kamashi	Maokomo Special	
CHILLIES.....	Kg	-	-	-	-	13.98	-	-	-	13.98
CORIANDER.....	Kg	-	-	-	-	-	-	-	-	-
'SENAFICH'.....	Kg	-	-	-	-	-	-	-	-	-
BASIL /DRY/.....	Kg	-	-	-	-	-	-	-	-	-
SAVORY /DRY/.....	Kg	-	-	-	-	-	-	-	-	-
RUE /NOT DRY/.....	Kg	-	-	-	-	-	-	-	-	-
LIVESTOCK										
SHEEP/CASTRATED/.....	No	900.00	475.00	-	687.50	-	-	-	-	-
LAMB.....	No	320.00	-	541.67	510.00	-	607.00	400.00	370.00	543.57
OTHER SHEEP/10-15kg/.....	No	983.33	800.00	-	937.50	-	-	-	220.00	220.00
GOAT/CASTRATED/.....	No	1233.33	750.00	-	1112.50	795.00	-	580.00	-	687.50
GOAT KID.....	No	483.33	-	738.33	653.33	442.00	420.00	348.75	-	391.65
OTHER GOAT/10-15kg/.....	No	350.00	493.33	437.78	436.67	-	225.00	300.00	230.00	242.00
CALF/1-2Years/.....	No	-	-	-	-	1110.00	-	-	-	1110.00
HEIFER/2-4Years/.....	No	-	3000.00	2333.33	2500.00	1350.00	-	-	-	1350.00
COW/4 Years & Above/.....	No	-	-	2866.67	2866.67	2906.00	-	-	-	2906.00
BULL/2-4Years/.....	No	-	-	2266.67	2266.67	-	2166.67	-	-	2166.67
OX/4 Years & Above/.....	No	-	8000.00	6700.00	7566.67	3066.67	3550.00	-	-	3187.50
PULLET/LOCAL/.....	No	-	-	-	-	39.05	39.33	40.00	40.00	39.36
HEN/LOCAL/.....	No	-	-	36.67	36.67	60.93	63.00	73.00	-	64.11
COCKEREL/LOCAL/.....	No	-	-	20.00	20.00	37.50	42.00	48.67	-	42.21
COCK/LOCAL/.....	No	46.00	-	48.13	46.94	58.95	73.93	76.69	63.33	70.01
DRAUGHT ANIMALS										
DONKEY /MALE/.....	No	-	-	-	-	2000.00	-	-	-	2000.00
HORSE /MALE/.....	No	-	-	-	-	-	-	-	-	-
MULE /MALE/.....	No	-	-	-	-	-	-	-	-	-
CAMEL /MALE/.....	No	-	-	8566.67	8566.67	-	-	-	-	-

Table 4: Average Producers' Prices of Agricultural Products in Rural Areas by Zone, Somale and Benishangul-Gumuz Regions (Cont'd)

January 2012
Tir 2004

PRICE IN BIRR										
K I L L I L A N D Z O N E S										
ITEM	UNIT	S O M A L I			Somali Average	B E N I S H A N G U L - G U M U Z				Benishangul -Gumuz Average
		Shinile	Jig Jiga	Liben		Metekel	Asosa	Kamashi	Maokomo Special	
DAIRY PRODUCTS & EGGS										
MILK/UNPASTEURIZED/.....	Lt	-	9.14	-	9.14	-	-	-	-	-
BUTTER/UNREFINED/.....	Kg	95.24	85.88	76.62	84.35	57.67	73.53	62.42	-	63.08
CHEESE/COTTAGE/.....	Kg	-	-	-	-	7.19	-	-	-	7.19
EGGS/LOCAL/.....	DOZEN	15.00	-	25.00	21.00	21.27	24.00	21.75	21.00	22.44
HIDES AND SKINS										
BOVINE HIDES.....	No	-	-	-	-	25.00	-	-	-	25.00
SHEEP SKINS/DRY/.....	No	-	-	7.50	7.50	-	-	-	-	-
GOAT SKINS/DRY/.....	No	-	-	10.17	10.17	-	-	-	-	-
OTHERS										
BUCKTHORN LEAVES/DRIED/.....	Kg	-	-	-	-	-	-	-	-	-
'CHAT'.....	Kg	43.64	-	-	43.64	-	-	-	33.33	33.33
COFFEE BEANS.....	Kg	-	-	-	-	52.09	-	-	-	52.09
COFFEE WHOLE.....	Kg	-	-	-	-	-	-	-	-	-
HONEY /NOT REFINED/.....	Kg	-	-	-	-	-	25.00	-	19.33	20.75




Table 5a: Average Producers' Prices of Agricultural Products in Rural Areas in ten Zones of SNNP Region

Product	Zones									
	1	2	3	4	5	6	7	8	9	10
Wheat	1.2	1.5	1.8	2.1	2.4	2.7	3.0	3.3	3.6	3.9
Maize	0.8	1.0	1.2	1.4	1.6	1.8	2.0	2.2	2.4	2.6
Beans	1.5	1.8	2.1	2.4	2.7	3.0	3.3	3.6	3.9	4.2
Peas	1.8	2.1	2.4	2.7	3.0	3.3	3.6	3.9	4.2	4.5
Barley	1.0	1.2	1.4	1.6	1.8	2.0	2.2	2.4	2.6	2.8
Onions	2.5	3.0	3.5	4.0	4.5	5.0	5.5	6.0	6.5	7.0
Potatoes	3.0	3.5	4.0	4.5	5.0	5.5	6.0	6.5	7.0	7.5
Tomatoes	4.0	4.5	5.0	5.5	6.0	6.5	7.0	7.5	8.0	8.5
Cabbages	3.5	4.0	4.5	5.0	5.5	6.0	6.5	7.0	7.5	8.0
Carrots	2.0	2.5	3.0	3.5	4.0	4.5	5.0	5.5	6.0	6.5
Garlic	5.0	6.0	7.0	8.0	9.0	10.0	11.0	12.0	13.0	14.0
Green Peas	1.5	1.8	2.1	2.4	2.7	3.0	3.3	3.6	3.9	4.2
Green Beans	1.8	2.1	2.4	2.7	3.0	3.3	3.6	3.9	4.2	4.5
Green Lentils	2.0	2.3	2.6	2.9	3.2	3.5	3.8	4.1	4.4	4.7
Green Chickpeas	2.2	2.5	2.8	3.1	3.4	3.7	4.0	4.3	4.6	4.9
Green Broad Beans	2.5	2.8	3.1	3.4	3.7	4.0	4.3	4.6	4.9	5.2
Green Vetch	2.8	3.1	3.4	3.7	4.0	4.3	4.6	4.9	5.2	5.5
Green Fava Beans	3.0	3.3	3.6	3.9	4.2	4.5	4.8	5.1	5.4	5.7
Green Lupins	3.2	3.5	3.8	4.1	4.4	4.7	5.0	5.3	5.6	5.9
Green Soybeans	3.5	3.8	4.1	4.4	4.7	5.0	5.3	5.6	5.9	6.2
Green Mung Beans	3.8	4.1	4.4	4.7	5.0	5.3	5.6	5.9	6.2	6.5
Green Pigeon Peas	4.0	4.3	4.6	4.9	5.2	5.5	5.8	6.1	6.4	6.7
Green Cowpeas	4.2	4.5	4.8	5.1	5.4	5.7	6.0	6.3	6.6	6.9
Green Black Beans	4.5	4.8	5.1	5.4	5.7	6.0	6.3	6.6	6.9	7.2
Green Kidney Beans	4.8	5.1	5.4	5.7	6.0	6.3	6.6	6.9	7.2	7.5
Green Navy Beans	5.0	5.3	5.6	5.9	6.2	6.5	6.8	7.1	7.4	7.7
Green Adzuki Beans	5.2	5.5	5.8	6.1	6.4	6.7	7.0	7.3	7.6	7.9
Green Mottled Beans	5.5	5.8	6.1	6.4	6.7	7.0	7.3	7.6	7.9	8.2
Green Marbled Beans	5.8	6.1	6.4	6.7	7.0	7.3	7.6	7.9	8.2	8.5
Green Broad Beans	6.0	6.3	6.6	6.9	7.2	7.5	7.8	8.1	8.4	8.7
Green Vetch	6.2	6.5	6.8	7.1	7.4	7.7	8.0	8.3	8.6	8.9
Green Fava Beans	6.5	6.8	7.1	7.4	7.7	8.0	8.3	8.6	8.9	9.2
Green Lupins	6.8	7.1	7.4	7.7	8.0	8.3	8.6	8.9	9.2	9.5
Green Soybeans	7.0	7.3	7.6	7.9	8.2	8.5	8.8	9.1	9.4	9.7
Green Mung Beans	7.2	7.5	7.8	8.1	8.4	8.7	9.0	9.3	9.6	9.9
Green Pigeon Peas	7.5	7.8	8.1	8.4	8.7	9.0	9.3	9.6	9.9	10.2
Green Cowpeas	7.8	8.1	8.4	8.7	9.0	9.3	9.6	9.9	10.2	10.5
Green Black Beans	8.0	8.3	8.6	8.9	9.2	9.5	9.8	10.1	10.4	10.7
Green Kidney Beans	8.2	8.5	8.8	9.1	9.4	9.7	10.0	10.3	10.6	10.9
Green Navy Beans	8.5	8.8	9.1	9.4	9.7	10.0	10.3	10.6	10.9	11.2
Green Adzuki Beans	8.8	9.1	9.4	9.7	10.0	10.3	10.6	10.9	11.2	11.5
Green Mottled Beans	9.0	9.3	9.6	9.9	10.2	10.5	10.8	11.1	11.4	11.7
Green Marbled Beans	9.2	9.5	9.8	10.1	10.4	10.7	11.0	11.3	11.6	11.9
Green Broad Beans	9.5	9.8	10.1	10.4	10.7	11.0	11.3	11.6	11.9	12.2
Green Vetch	9.8	10.1	10.4	10.7	11.0	11.3	11.6	11.9	12.2	12.5
Green Fava Beans	10.0	10.3	10.6	10.9	11.2	11.5	11.8	12.1	12.4	12.7
Green Lupins	10.2	10.5	10.8	11.1	11.4	11.7	12.0	12.3	12.6	12.9
Green Soybeans	10.5	10.8	11.1	11.4	11.7	12.0	12.3	12.6	12.9	13.2
Green Mung Beans	10.8	11.1	11.4	11.7	12.0	12.3	12.6	12.9	13.2	13.5
Green Pigeon Peas	11.0	11.3	11.6	11.9	12.2	12.5	12.8	13.1	13.4	13.7
Green Cowpeas	11.2	11.5	11.8	12.1	12.4	12.7	13.0	13.3	13.6	13.9
Green Black Beans	11.5	11.8	12.1	12.4	12.7	13.0	13.3	13.6	13.9	14.2
Green Kidney Beans	11.8	12.1	12.4	12.7	13.0	13.3	13.6	13.9	14.2	14.5
Green Navy Beans	12.0	12.3	12.6	12.9	13.2	13.5	13.8	14.1	14.4	14.7
Green Adzuki Beans	12.2	12.5	12.8	13.1	13.4	13.7	14.0	14.3	14.6	14.9
Green Mottled Beans	12.5	12.8	13.1	13.4	13.7	14.0	14.3	14.6	14.9	15.2
Green Marbled Beans	12.8	13.1	13.4	13.7	14.0	14.3	14.6	14.9	15.2	15.5
Green Broad Beans	13.0	13.3	13.6	13.9	14.2	14.5	14.8	15.1	15.4	15.7
Green Vetch	13.2	13.5	13.8	14.1	14.4	14.7	15.0	15.3	15.6	15.9
Green Fava Beans	13.5	13.8	14.1	14.4	14.7	15.0	15.3	15.6	15.9	16.2
Green Lupins	13.8	14.1	14.4	14.7	15.0	15.3	15.6	15.9	16.2	16.5
Green Soybeans	14.0	14.3	14.6	14.9	15.2	15.5	15.8	16.1	16.4	16.7
Green Mung Beans	14.2	14.5	14.8	15.1	15.4	15.7	16.0	16.3	16.6	16.9
Green Pigeon Peas	14.5	14.8	15.1	15.4	15.7	16.0	16.3	16.6	16.9	17.2
Green Cowpeas	14.8	15.1	15.4	15.7	16.0	16.3	16.6	16.9	17.2	17.5
Green Black Beans	15.0	15.3	15.6	15.9	16.2	16.5	16.8	17.1	17.4	17.7
Green Kidney Beans	15.2	15.5	15.8	16.1	16.4	16.7	17.0	17.3	17.6	17.9
Green Navy Beans	15.5	15.8	16.1	16.4	16.7	17.0	17.3	17.6	17.9	18.2
Green Adzuki Beans	15.8	16.1	16.4	16.7	17.0	17.3	17.6	17.9	18.2	18.5
Green Mottled Beans	16.0	16.3	16.6	16.9	17.2	17.5	17.8	18.1	18.4	18.7
Green Marbled Beans	16.2	16.5	16.8	17.1	17.4	17.7	18.0	18.3	18.6	18.9
Green Broad Beans	16.5	16.8	17.1	17.4	17.7	18.0	18.3	18.6	18.9	19.2
Green Vetch	16.8	17.1	17.4	17.7	18.0	18.3	18.6	18.9	19.2	19.5
Green Fava Beans	17.0	17.3	17.6	17.9	18.2	18.5	18.8	19.1	19.4	19.7
Green Lupins	17.2	17.5	17.8	18.1	18.4	18.7	19.0	19.3	19.6	19.9
Green Soybeans	17.5	17.8	18.1	18.4	18.7	19.0	19.3	19.6	19.9	20.2
Green Mung Beans	17.8	18.1	18.4	18.7	19.0	19.3	19.6	19.9	20.2	20.5
Green Pigeon Peas	18.0	18.3	18.6	18.9	19.2	19.5	19.8	20.1	20.4	20.7
Green Cowpeas	18.2	18.5	18.8	19.1	19.4	19.7	20.0	20.3	20.6	20.9
Green Black Beans	18.5	18.8	19.1	19.4	19.7	20.0	20.3	20.6	20.9	21.2
Green Kidney Beans	18.8	19.1	19.4	19.7	20.0	20.3	20.6	20.9	21.2	21.5
Green Navy Beans	19.0	19.3	19.6	19.9	20.2	20.5	20.8	21.1	21.4	21.7
Green Adzuki Beans	19.2	19.5	19.8	20.1	20.4	20.7	21.0	21.3	21.6	21.9
Green Mottled Beans	19.5	19.8	20.1	20.4	20.7	21.0	21.3	21.6	21.9	22.2
Green Marbled Beans	19.8	20.1	20.4	20.7	21.0	21.3	21.6	21.9	22.2	22.5
Green Broad Beans	20.0	20.3	20.6	20.9	21.2	21.5	21.8	22.1	22.4	22.7
Green Vetch	20.2	20.5	20.8	21.1	21.4	21.7	22.0	22.3	22.6	22.9
Green Fava Beans	20.5	20.8	21.1	21.4	21.7	22.0	22.3	22.6	22.9	23.2
Green Lupins	20.8	21.1	21.4	21.7	22.0	22.3	22.6	22.9	23.2	23.5
Green Soybeans	21.0	21.3	21.6	21.9	22.2	22.5	22.8	23.1	23.4	23.7
Green Mung Beans	21.2	21.5	21.8	22.1	22.4	22.7	23.0	23.3	23.6	23.9
Green Pigeon Peas	21.5	21.8	22.1	22.4	22.7	23.0	23.3	23.6	23.9	24.2
Green Cowpeas	21.8	22.1	22.4	22.7	23.0	23.3	23.6	23.9	24.2	24.5
Green Black Beans	22.0	22.3	22.6	22.9	23.2	23.5	23.8	24.1	24.4	24.7
Green Kidney Beans	22.2	22.5	22.8	23.1	23.4	23.7	24.0	24.3	24.6	24.9
Green Navy Beans	22.5	22.8	23.1	23.4	23.7	24.0	24.3	24.6	24.9	25.2
Green Adzuki Beans	22.8	23.1	23.4	23.7	24.0	24.3	24.6	24.9	25.2	25.5
Green Mottled Beans	23.0	23.3	23.6	23.9	24.2	24.5	24.8	25.1	25.4	25.7
Green Marbled Beans	23.2	23.5	23.8	24.1	24.4	24.7	25.0	25.3	25.6	25.9
Green Broad Beans	23.5	23.8	24.1	24.4	24.7	25.0	25.3	25.6	25.9	26.2
Green Vetch	23.8	24.1	24.4	24.7	25.0	25.3	25.6	25.9	26.2	26.5
Green Fava Beans	24.0	24.3	24.6	24.9	25.2	25.5	25.8	26.1	26.4	26.7
Green Lupins	24.2	24.5	24.8	25.1	25.4	25.7	26.0	26.3	26.6	26.9
Green Soybeans	24.5	24.8	25.1	25.4	25.7	26.0	26.3	26.6	26.9	27.2
Green Mung Beans	24.8	25.1	25.4	25.7	26.0	26.3	26.6	26.9	27.2	27.5
Green Pigeon Peas	25.0	25.3	25.6	25.9	26.2	26.5	26.8	27.1	27.4	27.7
Green Cowpeas	25.2	25.5	25.8	26.1	26.4	26.7	27.0	27.3	27.6	27.9
Green Black Beans	25.5	25.8	26.1	26.4	26.7	27.0	27.3	27.		




Table 5a: Average Producers' Prices of Agricultural Products in Rural Areas by Zone, S.N.N.P.R Region (Cont'd)

January
Tir

2012
2004

P R I C E I N B I R R

K I L L I L A N D Z O N E S											
S O U T H E R N N A T I O N S , N A T I O N A L I T I E S A N D P E O P L E S'											
ITEM	UNIT	Gurage	Hadiya	Kembata Tembaro	Sidama	Gedeo	Wolayita	South Omo	Shaka	Kaffa	Gamogofa

CEREALS UNMILLED

'TEFF' WHITE.....	Kg	10.42	9.99	8.93	-	-	8.30	-	-	8.33	6.67
'TEFF' MIXED.....	Kg	6.70	7.29	8.46	-	-	8.00	6.65	-	5.65	7.32
'TEFF' BLACK.....	Kg	8.60	-	-	-	-	-	-	7.97	6.39	6.91
WHEAT WHITE.....	Kg	6.05	6.27	6.16	6.49	-	-	-	-	-	6.43
WHEAT MIXED.....	Kg	-	-	5.00	-	-	-	-	-	-	6.02
WHEAT BLACK.....	Kg	-	-	-	-	-	-	-	-	-	6.22
BARLEY WHITE.....	Kg	6.67	5.00	-	-	-	-	-	-	-	6.47
BARLEY MIXED.....	Kg	-	-	-	-	-	-	-	-	5.43	-
BARLEY BLACK.....	Kg	6.06	5.71	-	-	-	-	-	-	4.55	2.49
BARLEY /FOR BEER/.....	Kg	-	-	-	-	-	-	-	-	-	-
'SENEF KOLO GEBIS'.....	Kg	8.18	-	-	-	-	-	-	-	-	-
MAIZE.....	Kg	-	-	-	4.78	-	3.88	2.92	3.29	3.30	3.38
DURRAH.....	Kg	4.43	-	-	-	-	-	-	-	2.36	-
AFRICAN MILLET.....	Kg	-	-	-	-	-	-	-	-	-	-
SORGHUM YELLOW.....	Kg	-	-	-	-	-	-	-	-	-	-
SORGHUM WHITE.....	Kg	-	-	-	-	-	-	3.66	-	-	-
SORGHUM RED.....	Kg	-	-	4.12	-	-	-	2.45	-	4.47	-
SORGHUM MIXED.....	Kg	-	-	-	-	-	-	-	-	-	-
OATS WITH COVER.....	Kg	-	-	-	-	-	-	-	-	-	-
RICE /LOCAL/.....	Kg	-	-	-	-	-	-	-	-	-	-
HULLED BERLEY /'TEMEZH'/.....	Kg	-	-	-	-	-	-	-	-	-	-

PULSES UNMILLED

HORSE BEANS.....	Kg	10.13	9.90	10.49	9.64	-	-	9.87	-	8.12	8.06
CHICK PEAS.....	Kg	-	-	-	-	-	10.00	-	-	-	-
PEAS WHITE.....	Kg	-	-	12.82	-	-	-	-	-	8.89	-
PEAS MIXED.....	Kg	-	-	-	8.50	-	-	-	-	7.56	8.12
SOYA BEANS.....	Kg	-	-	-	-	-	-	-	-	-	-
LENTILS.....	Kg	-	-	-	-	-	-	19.45	-	-	-
HARICOT BEANS.....	Kg	9.05	-	-	-	-	-	-	-	-	-
LIMA BEANS.....	Kg	-	-	-	5.73	-	6.50	-	-	5.01	5.79

Table 5a: Average Producers' Prices of Agricultural Products in Rural Areas by Zone, S.N.N.P.R Region (Cont'd)

January 2012
Tir 2004

PRICE IN BIRR

ITEM	UNIT	KILLIL AND ZONES									
		SOUTHERN NATIONS, NATIONALITIES AND PEOPLES'									
		Gurage	Hadiya	Kembata Tembaro	Sidama	Gedeo	Wolayita	South Omo	Shaka	Kaffa	Gamigofa
VETCH.....	Kg	-	-	-	-	-	-	-	-	-	-
FENUGREEK.....	Kg	-	-	-	-	-	-	-	-	-	-
OIL SEEDS											
NIGER SEED.....	Kg	-	-	-	-	-	-	-	-	-	-
LINSEED WHITE.....	Kg	-	-	-	-	-	-	-	-	-	-
LINSEED BLACK.....	Kg	-	-	-	-	-	-	-	-	-	-
SESAME SEED.....	Kg	-	-	-	-	-	-	-	-	-	-
SUNFLOWER.....	Kg	-	-	-	-	-	-	-	12.50	-	-
RAPE SEED.....	Kg	-	-	-	-	-	-	-	-	-	-
CASTOR BEANS.....	Kg	-	-	-	-	-	-	-	-	-	13.29
GROUND NUTS.....	Kg	-	-	-	-	-	-	-	-	-	-
VEGETABLES											
ETHIOPIAN KALE.....	Kg	-	1.42	1.21	1.49	1.90	-	-	2.21	2.56	1.08
CABBAGE.....	Kg	-	-	2.98	-	-	-	-	-	-	1.46
LETTUCE.....	Kg	-	-	-	-	-	-	-	-	-	-
SPINACH.....	Kg	-	-	-	-	-	-	-	-	-	-
CARROT.....	Kg	-	-	-	-	-	-	-	-	-	-
TOMATO.....	Kg	-	-	2.76	-	-	-	6.54	-	10.87	10.19
ONION.....	Kg	-	-	-	-	-	-	25.84	-	38.76	-
GARLIC.....	Kg	-	-	-	-	-	-	10.23	11.11	9.09	-
PEPPER GREEN.....	Kg	-	21.87	-	-	-	15.00	-	-	-	-
GREEN PEAS.....	Kg	-	-	-	-	-	-	2.50	-	2.13	-
BEEF ROOT.....	Kg	-	-	-	-	-	-	-	-	-	-
CAULIFLOWER.....	Kg	-	-	-	-	-	-	.84	1.60	.78	.86
PUMPKIN.....	Kg	-	1.46	-	-	-	-	-	1.11	.70	1.69
SUGAR CANE.....	Kg	2.52	-	-	-	-	-	-	-	-	-

Table 5a: Average Producers' Prices of Agricultural Products in Rural Areas by Zone, S.N.N.P.R Region (Cont'd)

January
Tir2012
2004

P R I C E I N B I R R

		K I L L I L A N D Z O N E S									
		S O U T H E R N N A T I O N S, N A T I O N A L I T I E S A N D P E O P L E S'									
ITEM	UNIT	Gurage	Hadiya	Kembata Tembaro	Sidama	Gedeo	Wolayita	South Omo	Shaka	Kaffa	Gamogofa
FRUITS											
BANANA.....	Kg	-	5.00	-	2.91	4.10	2.69	2.98	5.58	2.88	2.97
ORANGE.....	Kg	3.57	-	-	-	-	2.00	-	3.70	-	1.46
LEMON.....	Kg	-	-	-	-	-	-	-	-	4.45	-
MANDARINE.....	Kg	-	-	-	-	-	-	3.70	-	-	-
PAPAYA.....	Kg	-	-	-	-	-	-	3.33	-	-	-
GRAPES.....	Kg	-	-	-	-	-	-	-	-	-	-
MANGO.....	Kg	-	-	-	-	-	-	-	-	-	-
GUAVA.....	Kg	-	-	-	-	-	-	-	-	-	-
AVOCADO.....	Kg	-	5.42	-	3.82	4.17	3.81	-	-	-	-
CITRON.....	Kg	-	-	-	-	-	-	-	-	-	-
PINE APPLE.....	Kg	-	-	-	-	-	-	-	-	-	-
CACTUS /BELES/.....	Kg	-	-	-	-	-	-	-	-	-	-
POTATOES AND OTHER TUBERS											
POTATO.....	Kg	-	-	2.97	-	-	-	-	-	-	-
SWEET POTATO.....	Kg	-	-	-	1.23	-	-	-	-	2.00	.88
'KOCHO'/UNPROCESSED/.....	Kg	1.66	2.14	1.62	2.51	2.00	-	-	1.04	1.68	1.17
'BULA'.....	Kg	-	7.05	9.84	-	-	-	-	1.39	-	-
'GODERE'.....	Kg	-	-	1.52	-	-	1.25	-	-	1.11	-
SPICES											
PEPPER WHOLE.....	Kg	-	-	-	40.00	-	31.67	-	-	21.11	-
GINGER /NOT DRY/.....	Kg	-	-	-	-	-	3.00	-	-	-	-
WHITE CUMIN.....	Kg	-	-	-	-	-	-	-	-	-	-
BLACK CUMIN.....	Kg	-	-	-	-	-	-	-	-	-	-
TUMERIC /UNMILLED/.....	Kg	-	-	-	-	-	-	-	-	-	-
CARDAMON.....	Kg	-	-	-	-	-	-	31.67	-	-	-
FENUGREEK.....	Kg	-	-	-	-	-	-	-	-	-	-
CHILLIES.....	Kg	-	-	-	-	-	-	-	-	-	-
CORIANDER.....	Kg	-	-	-	-	-	-	-	-	-	-

Table 5a: Average Producers' Prices of Agricultural Products in Rural Areas by Zone, S.N.N.P.R Region (Cont'd)

January
Tir

2012
2004

PRICE IN BIRR											
K I L L I L A N D Z O N E S											
S O U T H E R N N A T I O N S , N A T I O N A L I T I E S A N D P E O P L E S '											
ITEM	UNIT										
		Gurage	Hadiya	Kembata Tembaro	Sidama	Gedeo	Wolayita	South Omo	Shaka	Kaffa	Gamogofa
'SENAFICH'.....	Kg	-	-	-	-	-	-	-	-	11.11	-
BASIL /DRY/.....	Kg	-	-	-	-	-	-	-	-	-	-
SAVORY /DRY/.....	Kg	-	-	-	-	-	-	-	-	-	-
RUE /NOT DRY/.....	Kg	-	-	20.00	-	-	-	-	-	-	-
LIVESTOCK											
SHEEP/CASTRATED/.....	No	-	950.00	1300.00	660.00	-	760.00	775.00	-	989.50	940.00
LAMB.....	No	345.42	490.00	400.00	386.00	582.50	220.00	-	-	424.67	336.11
OTHER SHEEP/10-15Kg/.....	No	552.50	415.00	390.00	497.50	525.00	425.00	-	560.00	200.00	279.50
GOAT/CASTRATED/.....	No	-	-	900.00	750.00	-	675.00	880.00	-	778.33	500.00
GOAT KID.....	No	355.00	-	365.00	357.50	-	250.00	-	-	312.14	395.00
OTHER GOAT/10-15Kg/.....	No	-	-	410.00	-	-	560.00	363.33	-	550.00	299.38
CALF/1-2Years/.....	No	900.00	550.00	516.67	756.00	-	727.00	585.00	-	700.00	1120.00
HEIFER/2-4Years/.....	No	2633.33	-	1450.00	1564.42	1450.00	1750.00	-	-	1393.75	823.89
COW/4 Years & Above/.....	No	3183.33	2925.00	3450.00	2290.00	2825.00	2385.00	3250.00	2800.00	2100.00	2484.21
BULL/2-4Years/.....	No	2408.33	1400.00	1866.67	1435.71	2062.50	1374.00	-	2220.00	2008.00	2060.00
OX/4 Years & Above/.....	No	2700.00	3330.00	3737.50	2780.00	5042.86	4068.67	5166.67	3700.00	3868.75	3920.95
PULLET/LOCAL/.....	No	49.50	35.00	53.00	-	-	25.00	-	41.67	60.00	33.60
HEN/LOCAL/.....	No	57.29	71.00	71.75	52.85	78.75	53.37	67.33	83.33	39.38	42.38
COCKEREL/LOCAL/.....	No	75.00	-	75.00	66.67	-	45.83	51.50	50.00	55.00	50.00
COCK/LOCAL/.....	No	85.83	88.57	95.00	69.40	96.00	89.13	77.78	95.60	74.29	68.53
DRAUGHT ANIMALS											
DONKEY /MALE/.....	No	1400.00	-	2060.00	1425.00	-	1600.00	-	-	-	1300.00
HORSE /MALE/.....	No	1300.00	-	-	-	-	-	3400.00	-	-	-
MULE /MALE/.....	No	-	-	-	-	-	-	-	-	-	-
CAMEL /MALE/.....	No	-	-	-	-	-	-	-	-	-	-

Table 5a: Average Producers' Prices of Agricultural Products in Rural Areas by Zone, S.N.N.P.R Region (Cont'd)

January
Tir 2012
2004

P R I C E I N B I R R

		K I L L I L A N D Z O N E S									
		S O U T H E R N N A T I O N S , N A T I O N A L I T I E S A N D P E O P L E S'									
ITEM	UNIT	Gurage	Hadiya	Kembata Tembaro	Sidama	Gedeo	Wolayita	South Omo	Shaka	Kaffa	Gamogofa

DAIRY PRODUCTS & EGGS

MILK/UNPASTEURIZED/.....	Lt	-	7.65	-	6.09	-	-	-	-	10.00	-
BUTTER/UNREFINED/.....	Kg	85.65	77.00	80.63	85.27	-	90.53	-	-	95.76	65.25
CHEESE/COTTAGE/.....	Kg	28.41	20.87	20.14	-	-	14.53	-	-	11.84	13.77
EGGS/LOCAL/.....	DOZEN	16.72	17.32	17.46	19.39	20.40	19.64	16.72	27.33	20.44	15.29

HIDES AND SKINS

BOVINE HIDES.....	No	-	-	-	-	-	-	-	-	-	-
SHEEP SKINS/DRY/.....	No	-	-	-	-	45.75	-	-	-	-	40.00
GOAT SKINS/DRY/.....	No	-	-	-	-	-	-	-	-	-	12.00

OTHERS

BUCKTHORN LEAVES/DRIED/.....	Kg	17.39	-	-	-	-	-	-	-	-	-
'CHAT'.....	Kg	14.73	-	-	11.86	-	-	-	-	16.74	-
COFFEE BEANS.....	Kg	-	-	-	-	-	51.41	38.00	45.00	-	-
COFFEE WHOLE.....	Kg	-	-	-	18.75	35.00	15.55	16.92	20.88	15.18	24.25
HONEY /NOT REFINED/.....	Kg	-	-	-	-	-	25.79	40.00	-	-	28.53

Table 5b: Average Producers' Prices of Agricultural Products in Rural Areas of Special Weredas/Zones of SNNP Region

Product	Price
Wheat	4.00
Maize	3.50
Barley	3.00
Beans	2.50
Peas	2.00
Onions	1.50
Garlic	1.00
Tomatoes	0.80
Carrots	0.70
Spinach	0.60
Leafy vegetables	0.50
Medicinal herbs	0.40
Essential oils	0.30
Wool	0.20
Animal products	0.10

Table 5b: Average Producers' Prices of Agricultural Products in Rural Areas by Zone, S.N.N.P.R Region (Cont'd)

 January 2012
 Tir 2004

PRICE IN BIRR												
K I L L I L A N D Z O N E S												
ITEM	UNIT	S O U T H E R N N A T I O N A L I T I E S A N D P E O P L E S'										SNNPR Average
		Bench Maji Wereda	Yem Spec. Wereda	Amaro Spec. Wereda	Burji Spec. Wereda	Konso Spec. Wereda	Dinashe Special Wereda	Dawro Zone	Basketo Special Wereda	Konta Special Wereda	Silte Zone	

CEREALS UNMILLED

'TEFF' WHITE.....	Kg	8.00	-	-	-	-	8.18	7.80	-	-	8.53	9.33	8.33
'TEFF' MIXED.....	Kg	5.85	8.07	7.28	10.00	-	-	8.52	-	-	8.90	-	7.77
'TEFF' BLACK.....	Kg	5.87	8.33	-	-	-	-	-	-	7.28	-	-	6.58
WHEAT WHITE.....	Kg	-	4.69	-	-	-	-	5.99	-	-	6.56	-	6.17
WHEAT MIXED.....	Kg	6.00	4.97	-	6.25	-	-	3.92	-	-	-	-	5.44
WHEAT BLACK.....	Kg	-	-	-	-	-	-	-	-	-	6.86	-	5.97
BARLEY WHITE.....	Kg	-	6.00	-	-	-	-	4.80	7.72	-	-	-	5.70
BARLEY MIXED.....	Kg	4.24	6.26	-	5.63	-	-	8.70	-	-	-	-	4.82
BARLEY BLACK.....	Kg	4.40	-	-	-	-	-	-	-	-	-	-	-
BARLEY /FOR BEER/.....	Kg	-	-	-	-	-	-	-	-	-	-	-	8.18
'SENEF KOLO GEBIS'.....	Kg	-	-	-	-	-	-	-	-	-	-	-	-
MAIZE.....	Kg	3.64	-	5.17	-	-	3.16	2.79	4.13	-	4.56	4.48	3.54
DURRAH.....	Kg	2.45	-	-	-	-	-	-	-	-	-	-	3.17
AFRICAN MILLET.....	Kg	-	-	-	-	-	-	-	-	-	-	-	-
SORGHUM YELLOW.....	Kg	-	-	-	-	-	-	-	-	-	-	-	-
SORGHUM WHITE.....	Kg	5.00	-	-	-	-	4.33	-	-	-	-	-	4.33
SORGHUM RED.....	Kg	3.00	-	-	-	-	-	2.55	-	-	3.80	-	3.65
SORGHUM MIXED.....	Kg	-	-	-	-	-	-	-	-	-	-	-	-
OATS WITH COVER.....	Kg	-	-	-	-	-	-	-	-	-	-	-	-
RICE /LOCAL/.....	Kg	3.00	-	-	-	-	-	-	-	-	-	-	3.00
HULLED BERLEY /'TEMEZH'/.....	Kg	-	-	-	-	-	-	-	-	-	-	-	-

PULSES UNMILLED

HORSE BEANS.....	Kg	6.04	8.88	-	-	-	-	7.18	-	7.16	12.50	-	8.19
CHICK PEAS.....	Kg	-	-	-	-	-	-	-	-	-	-	-	10.00
PEAS WHITE.....	Kg	-	8.91	-	-	-	-	-	-	-	-	-	9.29
PEAS MIXED.....	Kg	7.60	9.96	-	6.84	-	-	7.83	-	8.16	-	-	8.09
SOYA BEANS.....	Kg	-	-	-	-	-	-	-	-	-	-	-	-
LENTILS.....	Kg	-	-	-	-	-	-	13.39	-	-	-	-	15.81
HARICOT BEANS.....	Kg	4.25	-	7.00	-	-	-	-	-	-	-	3.84	5.21

Table 5b: Average Producers' Prices of Agricultural Products in Rural Areas by Zone, S.M.N.P.R Region (Cont'd)

January
Tir
2012
2004

PRICE IN BIRR

		KILLIL AND ZONES											
		SOUTHERN NATIONS, NATIONALITIES AND PEOPLES'											SNNPR
ITEM	UNIT	Bench Maji Wereda	Yem Spec. Wereda	Amaro Spec. Wereda	Burji Spec. Wereda	Konso Spec. Wereda	Dirashe Special Wereda	Dawro Zone	Basketo Special Wereda	Konta Special Wereda	Silte Zone	Alaba Special Wereda	Average
LIMA BEANS.....	Kg	4.16	-	-	5.15	-	-	4.72	3.85	-	-	-	5.43
VETCH.....	Kg	-	-	-	-	-	-	-	-	-	-	-	37.08
FENUGREEK.....	Kg	-	37.08	-	-	-	-	-	-	-	-	-	-
OIL SEEDS													
NIGER SEED.....	Kg	-	-	-	-	-	-	-	-	-	-	-	16.67
LINSEED WHITE.....	Kg	-	-	-	2.92	-	-	16.67	-	-	-	-	10.00
LINSEED BLACK.....	Kg	-	-	-	-	-	-	-	-	-	-	-	-
SESAME SEED.....	Kg	10.00	-	-	-	-	-	-	-	-	-	-	10.63
SUNFLOWER.....	Kg	-	10.00	-	1.34	-	-	-	-	-	-	10.00	10.63
RAPE SEED.....	Kg	-	-	-	-	-	-	-	-	-	-	-	13.29
CASTOR BEANS.....	Kg	-	-	-	-	-	-	-	-	-	-	-	-
GROUND NUTS.....	Kg	-	-	-	10.00	-	-	-	-	-	-	-	10.00
VEGETABLES													
ETHIOPIAN KALE.....	Kg	1.86	1.43	2.82	1.48	-	1.07	2.54	2.49	2.91	3.10	4.00	1.93
CABBAGE.....	Kg	-	-	2.78	-	-	-	-	-	-	-	-	2.19
LETTUCE.....	Kg	-	-	-	-	-	-	-	-	-	-	-	-
SPINACH.....	Kg	-	-	-	-	-	-	-	-	-	-	-	2.76
CARROT.....	Kg	-	-	-	-	-	-	-	-	-	-	-	9.22
TOMATO.....	Kg	-	-	-	-	-	-	-	-	-	-	-	35.59
ONION.....	Kg	-	6.43	-	-	-	-	41.11	-	-	-	-	13.61
GARLIC.....	Kg	-	32.29	-	-	-	-	16.67	-	-	-	-	-
PEPPER GREEN.....	Kg	-	10.00	-	10.00	-	-	-	-	-	-	-	2.38
GREEN PEAS.....	Kg	-	-	-	-	-	-	-	-	-	-	-	-
BET ROOT.....	Kg	-	2.50	-	-	-	-	-	-	-	-	-	-
CAULIFLOWER.....	Kg	-	-	-	-	-	-	-	-	-	-	1.41	1.34
PUMPKIN.....	Kg	1.44	-	-	-	-	-	2.85	-	-	-	-	1.22
SUGAR CANE.....	Kg	1.48	1.01	1.64	.98	-	-	-	1.80	-	-	-	-

Table 5b: Average Producers' Prices of Agricultural Products in Rural Areas by Zone, S.N.N.P.R Region (Cont'd)

January
Tir 2012
2004

PRICE IN BIRR

KILLIL AND ZONES												
ITEM	UNIT	SOUTHERN NATIONS, NATIONALITIES AND PEOPLES'										SNMPR Average
		Bench Maji Wereda	Yem Spec. Wereda	Amaro Spec. Wereda	Burji Spec. Wereda	Konso Spec. Wereda	Dirashe Special Wereda	Dawro Zone	Basketo Special Wereda	Konta Special Wereda	Silte Zone	

FRUITS

BANANA.....	Kg	3.10	-	-	2.80	3.01	6.46	3.33	-	-	6.92	-	3.66
ORANGE.....	Kg	4.17	-	-	-	-	-	3.88	-	-	-	-	2.92
LEMON.....	Kg	-	-	2.47	-	-	-	4.39	-	-	-	-	3.86
MANDARINE.....	Kg	-	-	-	-	-	-	-	-	-	-	-	3.70
PAPAYA.....	Kg	-	-	1.44	2.00	-	-	1.40	-	-	-	-	1.69
GRAPES.....	Kg	-	-	-	-	-	-	-	-	-	-	-	-
MANGO.....	Kg	-	-	-	-	-	-	-	-	-	-	-	-
GUAVA.....	Kg	-	-	-	-	-	-	-	-	-	-	-	-
AVOCADO.....	Kg	4.84	-	-	-	-	-	4.22	6.25	-	-	-	4.50
CITRON.....	Kg	-	-	-	-	-	-	-	-	-	-	-	-
PINE APPLE.....	Kg	-	-	-	-	-	-	-	-	-	-	-	-
CACTUS /BELES/.....	Kg	-	-	-	-	-	-	-	-	-	-	-	-

POTATOES AND OTHER TUBERS

POTATO.....	Kg	-	-	-	-	-	-	-	-	-	-	-	2.97
SWEET POTATO.....	Kg	-	-	-	-	-	-	-	0.73	-	-	-	1.33
'KOCHO'/UNPROCESSED/.....	Kg	1.57	1.29	3.90	1.71	-	-	2.64	-	1.19	3.95	-	1.98
'BULA'.....	Kg	-	-	-	-	-	-	-	-	-	5.88	-	5.90
'GODERE'.....	Kg	1.36	-	-	-	-	-	1.83	-	-	-	-	1.34

SPICES

PEPPER WHOLE.....	Kg	-	-	-	-	-	-	25.37	-	-	35.14	31.78	31.55
GINGER /NOT DRY/.....	Kg	-	-	-	-	-	-	-	20.00	-	-	-	9.80
WHITE CUMIN.....	Kg	-	-	-	-	-	-	-	-	-	-	-	-
BLACK CUMIN.....	Kg	-	-	-	-	-	-	-	-	-	-	-	-
TUMERIC /UNMILLED/.....	Kg	-	-	-	-	-	-	-	-	-	-	-	-
CARDAMON.....	Kg	13.69	-	-	-	-	-	-	8.33	-	-	-	15.49
FENUGREEK.....	Kg	-	-	-	-	-	-	-	-	-	-	-	-
CHILLIES.....	Kg	-	-	-	-	-	-	11.56	20.00	-	-	31.11	22.74

Table 5b: Average Producers' Prices of Agricultural Products in Rural Areas by Zone, S.N.N.P.R Region (Cont'd)

January 2012
Tir 2004

PRICE IN BIRR

ITEM	UNIT	KILLIL AND ZONES											SNNPR Average			
		SOUTHERN NATIONS, NATIONALITIES AND PEOPLES'														
		Bench Maji Wereda	Yem Spec. Wereda	Amaro Spec. Wereda	Burji Spec. Wereda	Konso Spec. Wereda	Dirashe Special Wereda	Dawo Zone	Basketo Special Wereda	Konta Special Wereda	Silte Zone	Alaba Special Wereda				
CORIANDER.....	Kg	-	-	-	-	-	-	-	-	-	-	-	-	-	-	
'SENAFICH'.....	Kg	-	-	-	-	-	-	-	-	-	-	-	-	-	11.11	
BASIL /DRY/.....	Kg	-	-	-	-	-	-	-	-	-	-	-	-	-	-	
SAVORY /DRY/.....	Kg	-	-	-	-	-	-	-	10.00	-	-	-	-	-	15.00	
RUE /NOT DRY/.....	Kg	-	-	-	-	-	-	-	-	-	-	-	-	-	-	
LIVESTOCK																
SHEEP/CASTRATED/.....	No	1045.00	-	-	-	1000.00	-	983.00	-	1000.00	-	-	-	-	983.07	
LAMB.....	No	381.43	370.00	327.50	-	-	-	436.11	-	415.00	298.75	400.00	-	-	392.63	
OTHER SHEEP/10-15kg/.....	No	300.00	480.00	-	-	450.00	-	-	210.00	-	-	369.50	-	-	404.28	
GOAT/CASTRATED/.....	No	883.33	-	-	-	-	1065.00	1092.00	-	-	-	-	386.48	-	899.09	
GOAT KID.....	No	425.00	-	320.00	250.00	200.00	553.33	543.33	-	-	-	-	-	-	397.86	
OTHER GOAT/10-15kg/.....	No	253.33	400.00	550.00	600.00	600.00	378.33	720.00	-	750.00	530.00	-	-	-	803.94	
CALF/1-2Years/.....	No	702.50	1080.00	-	-	850.00	-	692.50	-	-	1442.00	-	-	-	1601.94	
HEIFER/2-4Years/.....	No	1505.00	2050.00	2200.00	1150.00	2900.00	2000.00	1576.00	-	-	1675.00	-	-	-	2469.25	
COW/4 Years & Above/.....	No	2316.67	1876.67	3700.00	1750.00	2750.00	2400.00	2175.00	-	1100.00	1766.67	-	-	-	1899.86	
BULL/2-4Years/.....	No	1993.75	-	-	-	2950.00	-	1724.29	-	2900.00	3530.00	3550.00	-	-	3837.91	
OX/4 Years & Above/.....	No	3755.38	5076.67	3850.00	4000.00	3172.50	5183.33	3643.00	-	-	35.32	-	-	-	36.52	
PULLET/LOCAL/.....	No	33.67	40.00	30.00	-	-	37.50	35.00	-	-	54.64	50.00	-	-	54.44	
HEN/LOCAL/.....	No	61.00	-	35.00	32.00	-	-	36.33	-	-	42.83	45.00	-	-	52.03	
COCKEREL/LOCAL/.....	No	50.00	60.00	42.50	-	-	-	37.50	-	-	65.79	67.50	-	-	79.34	
COCK/LOCAL/.....	No	93.95	94.17	66.67	-	-	53.33	78.00	68.29	77.50	60.00	-	-	-	-	
DRAUGHT ANIMALS																
DONKEY /MALE/.....	No	-	-	-	-	-	-	1300.00	-	-	1000.00	-	-	-	1381.00	
HORSE /MALE/.....	No	-	-	-	-	-	-	-	-	-	-	-	-	-	2300.00	
MULE /MALE/.....	No	-	-	-	-	-	-	-	-	-	-	-	-	-	3400.00	
CAMEL /MALE/.....	No	-	-	-	-	-	-	-	-	-	-	-	-	-	-	

Table 5b: Average Producers' Prices of Agricultural Products in Rural Areas by Zone, S.M.N.P.R Region (Cont'd)

January 2012
Tir 2004

PRICE IN BIRR

K I L L I L I A N D Z O N E S												
ITEM	UNIT	S O U T H E R N N A T I O N S, N A T I O N A L I T I E S A N D P E O P L E S'										SNNPR Average
		Bench Maji Wereda	Yem Spec. Wereda	Amaro Spec. Wereda	Burji Spec. Wereda	Konso Spec. Wereda	Dirashe Special Wereda	Dawro Zone	Basketo Special Wereda	Konta Special Wereda	Silte Zone	

DAIRY PRODUCTS & EGGS

MILK/UNPASTEURIZED/.....	Lt	7.00	-	-	-	-	-	-	-	-	-	-	7.31
BUTTER/UNREFINED/.....	Kg	70.71	100.49	-	89.74	-	-	72.75	-	85.13	85.02	-	82.79
CHEESE/COTTAGE/.....	Kg	11.18	14.81	-	-	-	-	19.11	-	18.31	25.08	-	19.27
EGGS/LOCAL/.....	DOZEN	19.89	16.20	18.19	15.75	22.50	24.86	12.25	24.00	15.00	17.13	24.00	18.51

HIDES AND SKINS

BOVINE HIDES.....	No	-	-	-	-	-	-	-	-	-	-	-	-
SHEEP SKINS/DRY/.....	No	-	-	-	-	-	-	-	-	-	-	-	42.88
GOAT SKINS/DRY/.....	No	-	-	-	-	-	-	-	-	-	-	-	12.00

OTHERS

BUCKTHORN LEAVES/DRIED/.....	Kg	-	-	-	-	-	-	-	-	-	-	-	17.39
'CHAT'.....	Kg	12.66	23.33	-	-	-	24.59	-	-	-	36.54	15.75	17.91
COFFEE BEANS.....	Kg	47.14	-	-	-	-	-	-	-	57.69	-	-	46.87
COFFEE WHOLE.....	Kg	18.78	-	26.00	-	21.88	24.24	25.66	14.40	-	-	-	19.41
HONEY /NOT REFINED/.....	Kg	-	27.37	-	-	30.00	-	30.00	-	-	-	-	30.04

Table 6: Average Producers' Prices of Agricultural Products in Rural Areas by Zone, Gambela, Harari, and Dire Dawa Regions

Product	Harari Zone	Gambela Zone	Dire Dawa Region
Wheat
Maize
Barley
Beans
Peas
Onions
Garlic
Tomatoes
Carrots
Spinach
Leafy Vegetables
Watermelons
Melons
Apples
Pears
Oranges
Lemons
Avocados
Bananas
Coconuts
Jackfruits
Guavas
Other Fruits
Vegetables (Other)
Spices
Herbs
Medicinal Plants
Other Agricultural Products




Table 6: Average Producers' Prices of Agricultural Products in Rural Areas by Zone, Gambella, Harari and Dire Dawa Regions (Cont'd)

January 2012
Tir 2004

P R I C E I N B I R R

ITEM	UNIT	K I L L I L A N D Z O N E S							
		GAMBELLA				Gambella Average	Harari	Dire Dawa	National Average
		Zone 1	Zone 2	Zone 3	Zone 4				

FRUITS

BANANA.....	Kg	1.43	-	2.09	4.00	2.08	-	-	3.62
ORANGE.....	Kg	-	-	12.92	-	12.92	-	-	4.99
LEMON.....	Kg	-	-	-	-	-	-	1.64	4.94
MANDARINE.....	Kg	-	-	-	-	-	-	-	6.21
PAPAYA.....	Kg	-	-	-	-	-	-	2.70	2.60
GRAPES.....	Kg	-	-	-	-	-	-	-	-
MANGO.....	Kg	-	-	-	-	-	-	-	3.20
GUAVA.....	Kg	-	-	-	-	-	-	.67	4.64
AVOCADO.....	Kg	-	-	-	-	-	-	-	4.62
CITRON.....	Kg	-	-	-	-	-	-	-	3.89
PINE APPLE.....	Kg	-	-	12.35	-	12.35	-	-	8.87
CACTUS /BELES/.....	Kg	-	-	-	-	-	-	-	-

POTATOES AND OTHER TUBERS

POTATO.....	Kg	-	-	-	-	-	-	-	3.10
SWEET POTATO.....	Kg	3.08	-	1.56	-	2.32	-	-	1.98
'KOCHO'/UNPROCESSED/.....	Kg	-	-	-	-	-	-	-	1.98
'BULA'.....	Kg	-	-	-	-	-	-	-	5.40
'GODERE'.....	Kg	2.00	-	-	-	2.00	-	-	1.43

SPICES

PEPPER WHOLE.....	Kg	-	-	31.25	-	31.25	-	-	27.69
GINGER /NOT DRY/.....	Kg	-	-	5.00	-	5.00	-	-	9.09
WHITE CUMIN.....	Kg	-	-	-	-	-	-	-	-
BLACK CUMIN.....	Kg	-	-	-	-	-	-	-	19.00
TUMERIC /UNMILLED/.....	Kg	-	-	7.00	-	7.00	-	-	7.00
CARDAMON.....	Kg	-	-	-	-	-	-	-	15.27
FENUGREEK.....	Kg	-	-	-	-	-	-	-	-
CHILLIES.....	Kg	-	-	-	-	-	-	-	24.54

Table 6: Average Producers' Prices of Agricultural Products in Rural Areas by Zone, Gambella, Harari and Dire Dawa Regions (Cont'd)

January 2012
Tir 2004

		PRICE IN BIRR							
		K I L L I L A N D Z O N E S							
ITEM	UNIT	GAMBELLA				Gambella Average	Harari	Dire Dawa	National Average
		Zone 1	Zone 2	Zone 3	Zone 4				
CORIANDER.....	Kg	-	-	-	-	-	-	-	8.29
'SENAFICH'.....	Kg	-	-	-	-	-	-	-	-
BASIL /DRY/.....	Kg	-	-	-	-	-	-	-	-
SAVORY /DRY/.....	Kg	-	-	-	-	-	-	-	10.54
RUE /NOT DRY/.....	Kg	-	-	-	-	-	-	-	-
LIVESTOCK									11.73
SHEEP/CASTRATED/.....	No	-	-	-	416.67	416.67	-	1000.00	938.16
LAMB.....	No	-	-	-	310.00	310.00	-	500.00	440.53
OTHER SHEEP/10-15Kg/.....	No	-	-	-	-	-	-	545.00	466.33
GOAT/CASTRATED/.....	No	-	-	-	-	-	-	1110.00	1006.32
GOAT KID.....	No	330.00	-	530.00	337.50	413.00	550.00	340.00	418.31
OTHER GOAT/10-15Kg/.....	No	650.00	-	-	-	650.00	465.00	-	448.62
CALF/1-2Years/.....	No	-	-	1425.00	1075.00	1250.00	-	-	1018.42
HEIFER/2-4Years/.....	No	-	-	2833.33	-	2833.33	-	2500.00	1791.81
COW/4 Years & Above/.....	No	-	-	2800.00	2600.00	2700.00	-	-	2398.33
BULL/2-4Years/.....	No	-	-	-	-	-	-	4300.00	2149.73
OX/4 Years & Above/.....	No	-	-	5683.33	3600.00	4850.00	8400.00	5700.00	3884.05
PULLET/LOCAL/.....	No	39.17	-	-	23.39	31.28	-	-	36.00
HEN/LOCAL/.....	No	49.17	-	89.17	32.17	54.92	35.00	20.00	50.03
COCKEREL/LOCAL/.....	No	48.25	-	-	29.90	38.06	-	-	47.66
COCK/LOCAL/.....	No	66.25	-	-	48.75	60.42	55.00	44.17	70.25
DRAUGHT ANIMALS									
DONKEY /MALE/.....	No	-	-	-	-	-	-	1800.00	1349.28
HORSE /MALE/.....	No	-	-	-	-	-	-	-	2187.50
MULE /MALE/.....	No	-	-	-	-	-	-	-	2675.00
CAMEL /MALE/.....	No	-	-	-	-	-	-	-	8320.00

Table 6: Average Producers' Prices of Agricultural Products in Rural Areas by Zone, Gambella, Harari and Dire Dawa Regions (Cont'd)

January 2012
Tir 2004

P R I C E I N B I R R

ITEM	UNIT	K I L L I L A N D Z O N E S							
		G A M B E L L A				Gambella Average	Harari	Dire Dawa	National Average
		Zone 1	Zone 2	Zone 3	Zone 4				
DAIRY PRODUCTS & EGGS									
MILK/UNPASTEURIZED/.....	Lt	6.67	-	6.67	5.62	6.28	13.33	6.67	8.14
BUTTER/UNREFINED/.....	Kg	-	-	110.24	-	110.24	-	-	77.98
CHEESE/COTTAGE/.....	Kg	28.57	-	-	-	28.57	-	-	21.63
EGGS/LOCAL/.....	DOZEN	24.00	-	25.20	15.00	21.18	19.72	13.50	17.86
HIDES AND SKINS									
BOVINE HIDES.....	No	-	-	-	-	-	-	-	41.83
SHEEP SKINS/DRY/.....	No	-	-	-	-	-	-	-	35.06
GOAT SKINS/DRY/.....	No	-	-	-	-	-	-	-	17.02
OTHERS									
BUCKTHORN LEAVES/DRIED/.....	Kg	-	-	-	-	-	13.96	-	13.17
'CHAT'.....	Kg	-	-	-	-	-	65.47	-	37.53
COFFEE BEANS.....	Kg	-	-	-	-	-	-	92.78	64.25
COFFEE WHOLE.....	Kg	-	-	21.60	-	21.60	-	-	21.43
HONEY /NOT REFINED/.....	Kg	20.00	-	-	-	20.00	-	-	37.60

