


**FEDERAL DEMOCRATIC REPUBLIC OF ETHIOPIA**

**CENTRAL STATISTICAL AUTHORITY**

**RETAIL PRICES OF GOODS AND SERVICES**

**February 2004 (Yekatit 1996)**



**Monthly Statistical Report**

**Addis Ababa  
April 2004**

---

**299 STATISTICAL BULLETIN 299**

---




C-5  
5 Ac-003458

FEDERAL DEMOCRATIC REPUBLIC OF ETHIOPIA

CENTRAL STATISTICAL AUTHORITY

# RETAIL PRICES OF GOODS AND SERVICES

February 2004 (Yekatit 1996)



## Monthly Statistical Report

Addis Ababa  
April 2004

---

299 STATISTICAL BULLETIN 299

---

**PREPARED AND PRINTED BY  
CENTRAL STATISTICAL AUTHORITY  
P.O.BOX 1143 ADDIS ABABA  
Tel. 55-30-11**

# CONTENTS

	PAGE
I. Introduction.....	(III)
II. Objectives.....	(VI)
III. Scope and Coverage.....	(VI)
IV. Method of Data Collection.....	(VIII)
V. Definitions.....	(IX)
VI. Note.....	

## Statistical Tables

Table 1 : Average Retail Prices of Goods and Services by Region and Selected Market Places - Group 1 Market Places .....	3
Table 2: Average Retail Prices of Goods and Services by Region and Selected Market Places- Group 2 Market Places.....	25
Table 3: Average Retail Prices of Goods and Services by Region and Selected Market Places- Group 3 Market Places.....	47
Table 4: Average Retail Prices of Goods and Services by Region and Selected Market Places - Group 4 Market Places.....	69
Table 5: Average Retail Prices of Goods and Services by Region and Selected Market Places - Group 5 Market Places.....	91
Table 6: Average Retail Prices of Goods and Services by Region and Selected Market Places - Group 6 Market Places.....	113

Table 7: Average Retail Prices of Goods and Services by Region and Selected Market Places - Group 7 Market Places.....	135
Table 8: Average Retail Prices of Goods and Services by Region and Selected Market Places - Group 8 Market Places.....	157
Table 9: Average Retail Prices of Goods and Services by Region and Selected Market Places - Group 9 Market Places.....	179
Table 10: Average Retail Prices of Goods and Services by Region and Selected Market Places - Group 10 Market Places.....	201
Table 11: Average Retail Prices of Goods and Services by Region and Selected Market Places - Group 11 Market Places.....	223

The monthly retail price data collection first started in Addis Ababa together with the Household Income, Consumption and Expenditure Survey of 1963 by dividing the city into four market zones (in fact, since September 1996 the city has been divided into 12 market zones). However, due to the ever increasing demand for the data, the scope and coverage of the survey was increased stage by stage. Hence, the geographical coverage of the survey was expanded to cover all the fourteen Regional capitals in 1975, twenty three urban Market Places (nine major urban Market Places were selected considering the prevalence of extensive market transaction) in 1978. Moreover, in 1996 further improvements have been made on the selection of the urban Market Places in such a way that all the regional capitals are to be included and this has increased the number to reach a total of 26 urban Market Places.

In rural areas, the retail price survey was launched together with the Rural Integrated Household Survey Program (RIHSP) in 1980/81. As part of the RIHSP, the price survey was carried out on quarterly basis starting from May 1981 to July 1987 and on monthly basis since September 1987. The survey was used to conduct in the markets of selected Farmers' Association (FAs), the then Enumeration Areas (EAs) or on nearby market places where residents of the FAs or EAs purchase most of goods and services for consumption and/other purposes. Thus, from 1981 to 1985/6 the survey was conducted on 500 randomly selected FAs in the sedentary areas of the country except Tigray.

Between 1986/87 and 1996/97 the survey has been conducted in about 760 EAs and in the year 1997/98 the number of EAs to be covered by the survey were substantially increased to 1420. But, considering the substantial number of EA's to be covered and thereby huge amount of data to be collected, the processing and timely publishing of the data were not manageable. Hence, after conducting an intensive exercise on the quality of the data, the CSA realized that the sample EA's in which the price data are to be collected could be substantially reduced without affecting the quality of the resulting Consumer Price Index (CPI). Consequently, the CSA has arrived at a decision to reduce the sample EA's in which the price data to be collected from 1420 to 446 EA's

starting from September 1998. Note that the Regional State of Tigray was covered by the rural retail price survey since 1994.

Moreover, further improvement have been made starting from July 2001 on the number of market outlets to be covered for this exercise. As a result, the price survey data collection had been restricted and basically focused on a market based survey approach by selecting 119 representative market outlets. The shift to more representative markets was implemented with the aim of achieving acceptable coverage of urban markets for each Region by dropping many remote rural markets. As a result, unnecessary time lag in the production of the average retail price report is expected to be minimized.

This report provides average retail price of goods and services by Selected Market Places together with regional average prices on the basis of the current administrative hierarchy, i.e., Killil (regional states) for the month of February 2004 (Yekatit 1996).

Due to lack of space to accommodate all Towns/Market Places on one page, towns are categorized into eleven groups as follows:

- **Group 1:** consists of Selected Market Places for Tigray, and Afar Regional State, namely: Endasilase, Endabaguna, Adwa, Axum, Adigrat, Wukiro, Mai-Chew, Mekele, Ayisaeta, Dubti, Melka Werer and Awash Sebat Kilo.
- **Group 2:** consists of Selected Market Places for Amhara Regional State, namely: Chuahit, Gondar, Esete, Dèbre Tabor, Kobo, Weldiya, Kombolcha, Dessie, Shewa Robit, Debre Birhan
- **Group 3:** consists of Selected Market Places for Amhra Regional State, namely: Mota, Debre Markos, Adete, Bahir Dar, Sekota, Amde Work, Dangla, Chagni, Kemise, and Bati.
- **Group 4:** consists of Selected Market Places for Oromia Regional State, namely: Ghimbi, Dembi Dolo, Shambu, Nekemte, Bedele, Metu, Jimma, Agaro, Ambo, Weliso, Ejere and Fiche.
- **Group 5:** consists of Selected Market Places for Oromia Regional State, namely: Nazareth, Shashemene, Diksise, Asella, Asebe Teferi, Bedessa, Alemaya, Boreda, Adaba, Robe, Hagere Mariam and Negele Borena.

- **Group 6:** consists of Selected Market Places for Somalie and Benishangul Gumuz Regional States, namely: Shinele, Arere, Jig Jiga, Hartshek, Dollo, Moyale, Mambook, Mender Sebat, Assosa, Bambasi, Kemashi, and Agelo Meti.
- **Group 7:** consists of Selected Market Places for SNNP Regional State, namely: Welkite, Butajira, Hosahna, Shone, Doyugena, Alaba, Awasa, Hagere Selam, Dilla, and Yirgacheffe.
- **Group 8:** consists of Selected Market Places for SNNP Regional State, namely: Welayita Sodo, Bodite, Jinka, Dimeka, Masha, Tepi, Bonga, Chana, Arba Minch, and Sawla.
- **Group 9:** consists of Selected Market Places for SNNP Regional State, namely: Shewa Bench, MizanTeferi, Deri, Amaro Kelle, Soyama, Karat, Gidole, Waka, Beste Chere, Lasoka, and Amaya.
- **Group 10:** consists of Selected Market Places for City of Addis Ababa Administration, namely: Merkato, Kera, Zenebe Work, Gergi, Saris, Kotebe, Ferensay *Legasione*, Shola/Yeka, Asko, Addisu Gebeya, Efoyita Gebeya, and Akakai.
- **Group 11:** consists of Selected Market Places for Gambella Regional State, Harar People Regional State and Dire Dawa Administrative Council namely: Gambela, Shebo Kiro, Akashi, Harari Town, Dire Dawa and Melkajebdu.

Earlier issues for the 2003/04 fiscal year i.e. July 2003, August 2003, September 2003, October 2003, November 2003, December 2003, and January 2004 are statistical bulletin No 287, 288, 289, 290, 295 296 and 297 in their respective order.

## **II. OBJECTIVES**

The main objectives of the survey are to:

- study the level of retail prices;
- assess the disparity of prices in each Region and Market Places .
- study changes in the economy;
- provide data for national accounts and researchers;
- prepare Monthly Consumer Price Indices (CPI) at Regional and country Level .

## **III. SCOPE AND COVERAGE**

The retail price survey, covers the collection of prices of major agricultural and industrial goods including food, drinks, drink constituents, tobacco, clothing and footwear, building materials, energy, household equipment, medical care, transportation, education, recreation, farm equipment, hotel services (food and accommodation) and other goods and services obtained from various outlets. Hence, about 400 items (above 140,000 price quotations) were covered by the survey monthly

In Addis Ababa, retail prices were collected from four major market areas, i.e., Merkato, Kirkos, Silasie and Piazza Markets until 1998. However, starting from September 1998 considering the population increase from 443,728 in 1961 to 2,354,000 in 1998 and subsequent expansion of Addis Ababa in terms of surface area, 12 markets are selected out of the potential 27 market places in the city. Retail prices are collected from these markets and the average represents Addis Ababa's price data. On the other hand, in Harar prices are collected in Shewa Ber and Arategna. Meanwhile, the market places for Dire Dawa Administrative council are Kefira, sabian and Melka jebdu

## **IV. METHOD OF DATA COLLECTION**

The retail prices of goods and services are collected from major outlets in selected urban Market Places/market places by enumerators with the use of kitchen balance and measuring tape. The outlets include open markets, kiosks, groceries, butcheries, pharmacies, super markets and other service giving establishments where households purchase most of their goods and services for household consumption and other purposes.

Retail prices of goods and services are collected from traders. However, sometimes, prices are also obtained from consumers at the time of purchase. In addition, wages of domestic servants and Daily Laborer charges are obtained from households. For each item a maximum of three price quotations are collected from three retailers on the same day. The enumerators always collect the monthly retail prices of goods and services by interviewing the retailers and by actually measuring the weight of the items on the spot for about 15 days. Starting from September 2002, an attempt was made to reduce the time lag between the data collection and the CPI data dissemination at Country and regional level by adjusting slightly the period of data collection. That is, instead of collecting price data from 8<sup>th</sup> through 22<sup>nd</sup> days of the month in question, the newly adjusted time frame is the 1<sup>st</sup> day through 15<sup>th</sup> days of European Calendar month under consideration.

Since an interview method of data collection is utilized rather than actual purchase and recording of prices, it may result, in some instances, in exaggeration or under estimation of prices. However, since enumerators are well-trained and permanently assigned to every market place and reside there, they have a good chance to familiarize themselves with the market and be on friendly terms with traders, owners of establishments and households. Thus, it can be expected that respondents were cooperative and provide reliable information over time.

Finally, it has to be recalled that, since the start of the collection of price data in 1963, retail prices in this Bulletin as well as in previous Bulletins indicate the free market prices prevailing in the market places under study.

## V. Definitions

Urban Market Places: It is generally defined as a locality with 2,000 or more inhabitants. However, for the purpose of the 1994 Population and Housing Census Map Work, urban Market Places include the following regardless of the number of inhabitants<sup>1</sup>.

- a) All administrative capitals,
  - i) regional capitals,
  - ii) zone capitals not included in (i),
  - iii) wereda capitals not included in (i) and (ii),
  - iv) Localities with urban development associations not included in (i), (ii), and (iii).
  
- b) Municipal towns not included in (a) above,
  
- c) All localities that are not included either in (a) or (b) above, having a population of 1,000 or more persons, and whose inhabitants are primarily engaged in non-agricultural activities.

Note that localities with population of less than 1,000 persons should be considered as rural. However, for the purpose of this survey the selected urban Market Places in general satisfy the following conditions:

- A capital of an administrative region,
- An industrial Market Places and/or,
- A Market Places for trade and commercial activities.

Retail Price: A retail price is the money cost to the final purchaser of a specified unit of sale. It is inclusive of all sales and excise taxes.

---

<sup>1</sup>Transitional government of Ethiopia, Central Statistical Authority, 1992, Manual for Census Map work. Addis Ababa. Pp. 3-4.

## VI. NOTE

1. The minimum that the balance can weigh is 10 grams. Thus, items that are sold in small quantities like spices and whose weight fall below 10 grams can not be weighed as accurately as possible and as a result may affect the reliability of prices of these items in some respect.
2. The average column is a simple Arithmetic Mean prices for each item.
3. The symbol "-" is used for data not available or doubtful.
4. SNNP stands for Southern Nations, Nationalities and Peoples.



# **Group 1**

## **Market Places**

**(Endasilase, Endabaguna, Adwa, Axum, Adigrat, Wukiro, Mai-Chew, Mekele, Ayisaeta, Dubti, Melka Werer and Awash Sebat Kilo.)**



Table 1 : Average Retail Price of Goods and Services by Region and Selected Market Places - Group 1 Market Places

February 2004  
Yekatit 1996

ITEM	UNIT	R E G I O N   A N D   M A R K E T   P L A C E S												
		T I G R A Y								A F A R				AFAR AVERAGE
		Enda- silase	Enda- baguna	Adwa	Axum	Adigrat	Wukiro	Mai- chew	Mekelle	TIGRAY AVERAGE	Ayisaeta	Dubti	Melka Werers	

P R I C E   I N   B I R R

**CEREALS UNMILLED**

'Teff' White .....	Kg	2.41	2.22	2.54	2.74	2.87	2.83	2.49	2.58	2.59	2.77	2.72	2.60	2.40	2.62
'Teff' Mixed.....	Kg	2.31	1.84	2.30	2.39	2.43	2.53	2.39	2.33	2.32	2.47	2.53	2.32	2.13	2.36
'Teff' Black (Red).....	Kg	1.83	1.67	2.33	2.10	2.20	2.03	1.87	2.00	2.00	-	2.40	2.13	1.77	2.06
Wheat White.....	Kg	2.61	2.74	2.01	2.12	1.93	1.75	1.79	2.08	2.13	2.00	2.50	1.90	1.33	1.88
Wheat Mixed.....	Kg	-	-	-	-	-	1.81	-	-	1.81	-	-	-	-	-
Wheat Black.....	Kg	-	-	-	-	1.92	1.88	1.47	2.05	1.83	-	-	-	-	-
Barley White.....	Kg	3.69	2.31	1.60	1.95	1.53	1.89	1.74	1.57	1.96	2.00	2.43	1.83	1.50	1.94
Barley Mixed.....	Kg	3.65	2.22	2.26	-	-	-	-	-	2.71	-	-	-	-	-
Barley Black.....	Kg	-	-	-	-	1.85	2.42	1.61	1.59	1.87	-	-	-	1.60	1.60
Barley for Beer.....	Kg	-	-	-	-	-	-	-	-	-	2.00	-	-	1.90	1.95
Maize.....	Kg	1.29	1.20	1.48	1.58	1.50	1.43	1.46	1.56	1.44	-	.90	1.30	1.07	1.09
Durrah.....	Kg	-	-	-	-	-	1.33	1.63	2.38	1.78	-	2.50	-	-	2.50
Sorghum Yellow.....	Kg	1.27	1.21	1.46	1.52	-	-	1.57	1.59	1.44	1.63	2.47	1.60	1.93	1.94
Sorghum White.....	Kg	2.62	1.29	-	1.86	1.60	-	-	1.60	1.80	-	-	-	-	-
Sorghum Red.....	Kg	-	1.37	-	-	-	-	1.59	1.58	1.51	-	-	-	1.90	1.90
African Millet.....	Kg	1.72	1.57	2.17	1.97	2.18	1.67	-	2.05	1.90	-	-	-	-	-
Rice.....	Kg	-	6.00	5.83	5.67	5.00	6.00	6.00	5.50	5.70	5.00	4.83	5.00	5.75	5.15
Oats.....	Kg	-	-	-	5.00	-	-	-	-	5.00	3.50	-	-	-	3.50
Hulled Barley.....	Kg	-	-	3.85	4.08	-	-	-	-	3.97	-	-	-	-	-

**CEREALS MILLED**

'Teff' White.....	Kg	-	-	-	-	-	-	-	3.19	3.19	2.93	2.97	2.95	-	2.95
'Teff' Mixed.....	Kg	-	-	-	-	-	2.68	-	2.63	2.66	2.73	2.78	2.63	-	2.72
'Teff' Black (Red).....	Kg	-	-	-	-	-	2.70	-	2.59	2.64	-	2.55	2.37	-	2.44
Wheat White.....	Kg	-	-	-	-	-	2.27	-	-	2.27	2.17	-	2.10	-	2.13
Wheat Mixed.....	Kg	-	-	-	-	1.60	-	-	-	1.60	-	-	-	-	-
Barley White.....	Kg	-	-	-	-	-	1.84	-	-	1.84	-	-	-	-	-

Table 1 : Average Retail Price of Goods and Services by Region and Selected Market Places - Group 1 Market Places (Cont'd)

February 2004  
Yekatit 1996

ITEM	UNIT	R E G I O N   A N D   M A R K E T   P L A C E S													
		T I G R A Y								A F A R				AFAR AVERAGE	
		Enda- silase	Enda- baguna	Adwa	Axum	Adigrat	Wukiro	Mai- chew	Mekelle	TIGRAY AVERAGE	Ayisaeta	Dubti	Melka Werers		Awash Sebat killo
P R I C E   I N   B I R R															
Barley Mixed.....	Kg	-	-	-	-	-	-	-	-	-	-	-	-	-	-
Maize.....	Kg	-	-	-	-	-	2.01	-	2.27	2.14	-	1.92	1.47	1.84	1.74
Oats.....	Kg	-	-	5.00	5.00	5.00	5.83	-	5.00	5.17	-	-	5.00	-	5.00
Sorghum.....	Kg	-	-	-	-	-	-	-	-	-	-	-	-	-	-
Durrah.....	Kg	-	-	-	-	-	-	-	-	-	-	-	-	-	-
'Furno Duket' Locally Processed..	Kg	4.00	4.00	3.33	4.00	-	3.50	-	3.55	3.72	3.00	3.18	3.33	-	3.17
<b>PULSES UNMILLED</b>															
Horse Beans.....	Kg	2.20	2.74	2.36	2.24	2.37	2.34	1.80	2.38	2.30	2.07	2.53	2.50	2.13	2.29
Peas White.....	Kg	2.49	2.81	-	-	2.38	-	1.86	-	2.38	-	-	2.50	2.45	2.48
Peas Black.....	Kg	-	-	-	-	-	-	-	-	-	-	-	-	-	-
Peas Mixed.....	Kg	-	-	2.92	2.45	-	2.37	1.80	2.64	2.44	2.47	-	-	-	2.47
Soya Beans.....	Kg	-	-	-	-	-	-	-	-	-	-	-	-	2.03	2.03
Chick Peas.....	Kg	2.23	2.73	2.87	2.68	2.46	2.23	2.26	2.42	2.49	2.40	2.47	2.42	1.83	2.28
Lentils.....	Kg	3.28	4.00	4.29	3.71	3.11	2.92	2.87	3.51	3.46	4.00	4.00	3.83	3.75	3.90
Haricot Beans.....	Kg	1.96	2.08	-	-	-	-	-	-	2.02	-	2.50	2.00	1.83	2.00
Lima Beans.....	Kg	1.39	1.35	-	3.75	-	-	-	-	1.97	-	-	-	-	-
Vetch.....	Kg	-	-	2.54	2.08	2.05	1.96	-	1.89	2.10	-	-	-	1.73	1.73
Fenugreek.....	Kg	6.49	3.52	6.52	5.01	4.06	3.67	4.42	2.97	4.31	3.75	4.00	5.00	3.10	3.98
<b>PULSES MILLED OR SPLIT</b>															
Horse Beans Milled.....	Kg	-	4.50	-	-	-	-	5.63	-	5.07	-	5.00	-	-	5.00
Peas Milled.....	Kg	-	-	-	-	5.00	6.00	5.49	-	5.44	-	-	-	-	-
Chick Peas Milled.....	Kg	-	5.50	-	-	-	-	-	-	5.50	-	-	-	-	-
Mixed Pulses Milled.....	Kg	5.00	4.17	5.83	6.00	4.00	5.50	5.56	-	5.19	5.00	5.50	-	3.33	4.61
Vetch Milled.....	Kg	-	-	-	-	4.25	-	-	3.47	3.78	-	-	5.36	3.25	4.30
Peas Split.....	Kg	4.00	-	-	-	4.17	-	6.00	4.52	4.68	4.00	3.92	4.50	4.00	4.10
Peas Split(Roasted).....	Kg	-	-	-	-	-	4.12	-	4.55	4.34	-	-	-	-	-

Table 1 : Average Retail Price of Goods and Services by Region and Selected Market Places - Group 1 Market Places (Cont'd)

February 2004  
Yekatit 1996

R E G I O N   A N D   M A R K E T   P L A C E S															
ITEM	UNIT	T I G R A Y								A F A R				AFAR AVERAGE	
		Enda- silase	Enda- baguna	Adwa	Axum	Adigrat	Wukiro	Mai- chew	Mekelle	TIGRAY AVERAGE	Ayisaeta	Dubti	Melka Werers		Awash Sebat killo
P R I C E   I N   B I R R															
Horse Beans Split(Roasted).....	Kg	-	-	-	4.27	-	-	5.75	-	5.01	-	-	-	-	-
Lentils Split.....	Kg	6.00	-	5.97	5.86	5.00	4.29	6.00	5.33	5.49	5.83	5.83	5.17	4.92	5.44
Vetch Split(Roasted).....	Kg	-	-	-	-	-	3.77	-	3.71	3.74	-	-	-	-	-
Chick Peas Split(Roasted).....	Kg	-	-	-	6.03	-	-	-	4.64	5.34	-	-	-	-	-
Fenugreek Milled.....	Kg	6.00	8.00	10.92	10.00	9.33	10.67	6.13	11.00	9.15	8.00	4.92	11.33	10.00	8.56
<b>OIL SEEDS</b>															
Niger Seed.....	Kg	3.94	4.05	3.78	2.42	-	-	-	5.33	3.90	4.00	6.08	5.00	4.33	4.93
Linseed White.....	Kg	-	-	-	-	-	-	-	-	-	-	5.00	-	-	5.00
Linseed Black.....	Kg	3.81	3.08	2.72	2.76	3.31	2.88	2.21	2.87	2.96	5.00	4.20	5.00	4.07	4.57
Sesame Seed.....	Kg	5.88	5.17	-	-	-	-	-	5.66	5.57	8.33	7.83	3.00	7.67	6.71
Sunflower.....	Kg	4.41	-	1.95	2.23	-	-	-	3.31	2.98	4.00	4.00	4.00	3.08	3.77
Castor Beans.....	Kg	3.70	3.92	3.98	2.77	5.09	4.01	5.68	-	4.17	-	-	-	-	-
Rape Seed.....	Kg	2.55	3.24	2.67	2.57	3.35	-	5.01	-	3.23	4.25	6.58	3.83	2.58	4.32
Ground Nut Shelled.....	Kg	4.67	6.83	7.33	7.50	6.00	6.17	6.92	5.50	6.33	7.33	7.00	6.00	5.50	6.46
<b>PREPARED CEREAL PRODUCTS</b>															
Spaghetti (Local) Without Egg....	Kg	7.00	7.00	8.67	8.67	8.67	9.00	8.00	7.00	8.00	8.00	7.17	5.83	5.00	6.50
Pastini.....	Kg	9.67	-	10.00	9.00	10.00	9.67	9.00	9.00	9.48	8.67	8.00	4.17	8.00	7.21
Macaroni (Local) Without Egg....	Kg	6.00	6.00	6.00	6.67	6.17	6.00	6.08	6.00	6.11	5.83	5.58	6.00	6.00	5.87
'Fafa' Flour.....	kg	-	-	-	-	-	-	1.42	-	1.42	-	-	-	3.50	3.50
'Dube' Flour.....	kg	-	-	6.50	6.33	6.00	-	4.00	6.00	5.65	-	-	-	-	-
<b>BREAD AND OTHER PREPARED FOODS</b>															
'Enjera' ('Teff' Mixed).....	325gm	.85	.77	.72	.65	.75	.86	1.08	.68	.80	1.03	1.11	.80	.56	.88
'Dabo' (Traditional Ambasha)..	350gm	.43	-	.55	.59	-	-	.83	.70	.61	-	-	1.49	1.81	1.65
'Dabo' (Traditional Sheleto)..	350gm	-	-	-	-	.50	.83	-	-	.66	-	1.55	-	3.09	2.32

Table 1 : Average Retail Price of Goods and Services by Region and Selected Market Places - Group 1 Market Places (Cont'd)

February 2004  
Yekatit 1996

R E G I O N   A N D   M A R K E T   P L A C E S															
ITEM	UNIT	T I G R A Y								TIGRAY AVERAGE	A F A R				AFAR AVERAGE
		Enda- silase	Enda- baguna	Adwa	Axum	Adigrat	Wukiro	Mai- chew	Mekelle		Ayisaeta	Dubti	Melka Werers	Awash Sebat killo	
P R I C E   I N   B I R R															
Bread Wheat (Bakery).....	350gm	1.39	1.75	1.39	1.98	1.25	1.32	1.75	1.42	1.52	1.20	1.11	1.49	1.81	1.40
Biscuits .....	150gm	-	2.73	1.50	-	3.11	3.36	2.58	3.41	2.78	2.96	2.89	2.73	2.73	2.83
<b>MEAT</b>															
Beef .....	Kg	16.00	16.00	14.00	16.00	14.00	14.00	14.00	14.00	14.75	-	-	16.00	14.00	15.00
Camel Meat .....	Kg	-	-	-	-	-	-	-	-	-	-	-	-	-	-
<b>FISH AND FISH PRODUCTS</b>															
Fish Fresh.....	Kg	-	-	-	-	-	-	-	-	-	-	-	-	-	-
Sardines (Imported).....	125gm	-	-	-	7.24	9.62	-	-	6.00	7.67	-	8.50	6.00	6.08	6.75
<b>DIARY PRODUCTS AND EGG</b>															
Cow Milk (Unpasteurized).....	Lt	3.33	3.33	3.00	3.33	2.50	3.00	2.50	3.15	3.02	3.03	3.03	2.92	4.64	3.41
Cow Milk (pasteurized).....	Lt	-	-	-	-	-	-	-	-	-	-	-	-	-	-
Camel Milk.....	Lt	-	-	-	-	-	-	-	-	-	-	-	-	-	-
Goat Milk.....	Lt	-	-	-	-	-	-	-	-	-	-	-	-	-	-
Powdered Milk (Edget).....	450gm	-	-	-	-	-	-	-	-	-	-	-	-	-	-
Yoghurt (Traditional).....	Lt	-	6.00	9.26	-	7.76	6.83	10.00	7.41	7.91	6.06	4.55	3.91	6.19	5.18
Cheese Cottage.....	Kg	-	-	-	-	-	-	-	-	-	-	-	6.07	10.00	8.03
Egg (Traditional).....	Dozen	4.80	4.20	4.27	4.27	4.00	3.14	4.00	4.80	4.18	6.00	4.80	6.00	4.80	5.40
<b>OILS AND FATS</b>															
Butter Unrefined.....	Kg	-	-	-	-	24.71	-	36.78	-	30.75	30.00	34.33	28.00	27.33	29.92
Cooking Oil (Imported).....	Lt	-	-	11.58	11.67	12.43	12.11	11.83	12.00	11.94	10.89	10.44	11.44	11.89	11.17
Cooking Oil (Local).....	Lt	13.64	13.64	15.15	14.65	-	-	-	-	14.27	-	-	-	-	-



Table 1 : Average Retail Price of Goods and Services by Region and Selected Market Places - Group 1 Market Places (Cont'd)

February 2004  
Yekatit 1996

R E G I O N   A N D   M A R K E T   P L A C E S															
ITEM	UNIT	T I G R A Y								A F A R				AFAR AVERAGE	
		Enda- silase	Enda- baguna	Adwa	Axum	Adigrat	Wukiro	Mai- chew	Mekelle	TIGRAY AVERAGE	Ayisaeta	Dubti	Melka Werers		Awash Sebat killo
P R I C E   I N   B I R R															
<b>SPICES</b>															
Pepper Whole.....	Kg	-	-	10.00	10.33	8.00	12.00	10.33	12.33	10.50	10.00	13.50	7.83	7.00	9.23
Black Pepper(Local).....	Kg	-	-	-	-	-	-	-	-	-	38.89	-	28.67	25.33	30.96
Long Pepper(Local).....	Kg	8.00	10.33	8.33	9.67	7.00	9.00	7.92	14.00	9.28	-	-	12.00	12.17	12.13
White Cumin(Bishop's Weed)Local..	Kg	3.00	3.67	5.67	4.00	4.67	5.00	4.83	5.00	4.48	10.74	8.00	5.33	4.92	7.25
Black Cumin(Local).....	Kg	4.00	5.00	5.67	6.33	5.00	6.00	4.83	5.00	5.24	9.70	8.00	5.33	4.42	6.86
Ginger Dry(Local).....	Kg	4.00	6.00	4.00	4.33	5.33	4.67	4.83	5.00	4.77	11.67	10.00	4.00	4.92	7.43
Ginger Wet(Local).....	Kg	4.00	-	4.30	3.00	4.00	3.17	2.08	2.00	3.24	4.00	2.53	1.67	1.50	2.43
Cloves(Imported).....	Kg	-	-	55.00	61.00	50.00	-	60.00	46.67	54.73	-	55.00	35.33	29.67	38.13
Cinnamon(Imported).....	Kg	27.50	30.00	35.00	31.50	30.00	-	-	23.33	28.45	83.33	30.60	21.33	24.67	39.98
Cardamon(Local).....	Kg	10.67	12.00	11.33	14.00	15.33	12.00	12.00	12.33	12.46	27.78	16.00	13.00	11.83	17.15
Tumeric Flour(Local).....	Kg	4.00	5.00	-	4.67	3.83	5.50	4.08	3.00	4.26	5.00	5.92	4.00	3.00	4.48
Chillies Whole.....	Kg	7.33	17.79	-	10.17	-	-	-	-	11.01	-	4.99	9.67	12.83	9.16
Basil Dry.....	Kg	5.33	7.01	8.05	7.26	10.00	12.12	9.79	12.00	8.95	18.89	16.00	6.33	7.67	12.22
<b>POTATOES, OTHER TUBERS AND STEMS</b>															
Potato.....	Kg	3.00	2.50	2.83	2.50	2.92	2.50	2.67	2.50	2.68	2.50	2.00	1.00	1.02	1.63
Sweet Potato.....	Kg	-	-	-	-	-	-	-	-	-	-	1.50	.99	1.00	1.12
'Kocho' (Unprocessed).....	Kg	-	-	-	-	-	-	-	-	-	-	-	-	-	-
'Bula'.....	Kg	14.00	-	-	13.33	12.00	14.00	-	12.00	13.00	-	-	4.62	-	4.62
<b>COFFEE, TEA, CHAT AND BUCK-THORN LEAVES</b>															
Tea Leaves(Local).....	100gm	2.00	2.00	2.00	2.00	2.00	2.00	2.00	2.00	2.00	2.00	2.00	2.00	2.00	2.00
Coffee Whole.....	Kg	-	4.10	-	-	-	-	-	-	4.10	-	-	-	-	-
Coffee Beans.....	Kg	10.00	9.00	9.67	13.67	12.67	10.00	-	11.67	10.95	10.33	9.83	9.67	12.33	10.54
Coffee Leaves.....	Kg	-	-	-	-	-	-	-	-	-	-	-	4.47	3.20	3.83



Table 1 : Average Retail Price of Goods and Services by Region and Selected Market Places - Group 1 Market Places (Cont'd)

February 2004  
Yekatit 1996

R E G I O N   A N D   M A R K E T   P L A C E S															
ITEM	UNIT	T I G R A Y								TIGRAY AVERAGE	A F A R				AFAR AVERAGE
		Enda- silase	Enda- baguna	Adwa	Axum	Adigrat	Wukiro	Mai- chew	Mekelle		Ayisaeta	Dubti	Melka Werers	Awash Sebat killo	
P R I C E   I N   B I R R															
Coca Cola/Fanta.....	300cc	3.00	3.00	2.83	3.00	3.00	2.50	2.50	2.50	2.79	2.00	2.42	2.00	2.00	2.10
Pepsi Cola/Mirinda.....	300cc	3.00	3.00	2.83	3.00	3.00	2.50	2.50	2.50	2.79	2.00	2.17	2.00	2.00	2.04
<b>BEVERAGES - ALCOHOLIC</b>															
Araki (Local).....	900cc	15.67	16.00	15.00	14.67	14.16	14.16	18.33	17.50	15.61	25.00	25.00	29.33	30.67	28.33
Cognac (Local).....	900cc	-	-	-	15.33	14.16	14.67	-	15.00	14.93	-	-	-	-	-
Brandy (Local).....	900cc	-	-	-	-	-	-	-	-	-	-	-	-	-	-
Gin (Local).....	900cc	-	-	15.00	14.67	14.16	14.50	18.83	20.00	15.76	25.00	25.00	28.67	30.67	28.11
Saris Wine (Normal).....	750cc	-	-	14.00	14.33	13.67	14.33	-	13.00	13.92	-	5.83	6.00	-	5.96
'Katikalla'.....	Lt	10.37	11.11	15.00	12.22	12.22	11.11	12.04	11.11	11.58	12.96	8.70	8.17	8.67	9.62
Beer (Bedele).....	330cc	-	-	-	-	-	-	3.50	3.50	3.50	3.00	-	-	2.00	2.50
Beer (Harar).....	330cc	-	-	-	-	4.00	3.50	3.50	3.50	3.63	3.00	3.25	3.00	2.00	2.81
Beer (Meta Abo).....	330cc	4.00	4.00	3.67	3.50	4.00	3.50	3.50	3.50	3.71	3.00	3.25	3.00	2.00	2.81
'Tella'.....	Lt	1.08	.81	.82	.85	.68	.88	1.00	1.03	.89	1.18	1.18	1.18	.71	1.06
'Tej' (Mead).....	Lt	6.00	3.33	3.00	2.59	4.96	2.22	3.67	4.44	3.68	4.00	1.77	2.40	2.00	2.56
<b>CIGARETTES AND TOBACCO</b>															
<b>CIGARETTES</b>															
Nyala.....	Packet	5.00	4.00	5.00	4.33	5.00	5.00	4.00	5.00	4.67	4.00	5.00	4.00	4.00	4.25
Gissila.....	Packet	-	-	-	-	-	-	-	-	-	-	-	-	-	-
Rothmans.....	Packet	9.33	10.00	10.00	10.00	10.00	10.00	10.00	10.00	9.92	10.00	10.00	10.00	8.00	9.50
<b>TOBACCO</b>															
'Gaya'.....	Kg	-	-	-	-	-	-	-	-	-	18.75	10.90	16.99	-	15.55

Table 1 : Average Retail Price of Goods and Services by Region and Selected Market Places - Group 1 Market Places (Cont'd)

February 2004  
Yekatit 1996

R E G I O N   A N D   M A R K E T   P L A C E S														
ITEM	UNIT	T I G R A Y								TIGRAY AVERAGE	A F A R			AFAR AVERAGE
		Enda- silase	Enda- baguna	Adwa	Axum	Adigrat	Wukiro	Mai- chew	Mekelle		Ayisaeta	Dubti	Melka Werers	

P R I C E   I N   B I R R

**CLOTHING AND FOOT WEAR**

**CLOTHING**

Abujedid(Akaki/Bahir Dar)91cm. Meter	3.25	3.50	3.50	3.47	3.78	3.50	3.50	4.00	3.57	4.00	3.88	4.00	4.00	3.98
Abujedid(Komb./Arba Min.)150cm Meter	5.88	-	6.00	6.00	7.00	6.00	4.50	5.00	5.64	5.00	5.67	6.00	-	5.56
Khaki(S-10,000 Twil)110cm..... Meter	-	-	13.00	-	-	-	-	10.00	11.50	-	-	-	-	-
Khaki(Akaki)91cm..... Meter	-	-	-	-	-	-	-	-	-	-	-	-	-	-
Wool-England 100%..... Meter	-	-	-	-	-	-	-	183.33	183.33	-	-	-	-	-
Tetron(Arba Minch)..... Meter	-	-	15.50	-	-	-	-	17.67	16.58	-	-	-	-	-
Poplin(Dire Dawa)105cm..... Meter	-	7.00	6.67	5.67	7.00	6.83	7.67	6.00	6.69	6.00	6.50	-	7.00	6.42
Poplin(Komb./Arba Minch)150cm. Meter	-	8.00	10.67	-	15.00	7.00	9.83	10.00	10.17	11.50	11.17	-	-	11.30
Nylon(Mojo)..... Meter	-	-	10.00	6.00	7.33	-	11.92	10.00	9.05	-	-	-	-	-
Polyster(Arba Minch/Awasa).... Meter	-	-	-	11.33	-	-	-	-	11.33	-	-	-	-	-
Jersi..... Meter	-	18.00	12.83	-	12.33	11.33	-	15.00	13.90	-	-	-	-	-
Cotton..... Kg	6.00	4.00	6.00	5.83	7.00	6.00	6.00	7.00	5.93	3.50	-	-	-	3.50
Hisufi .....Meter	-	-	25.67	23.67	-	-	-	-	24.67	-	-	-	-	-
Kefay ..... Meter	-	18.67	15.67	13.00	21.00	15.67	-	-	16.80	-	-	-	34.33	34.33

**COST OF TAILORING**

Woolen Suit (Men)..... No	-	-	275.00	285.00	200.00	205.00	273.33	300.00	265.38	-	-	-	-	-
Khaki Suit (Men)..... No	-	-	31.67	33.33	40.00	-	35.00	41.67	36.33	-	-	-	-	-
Khaki Suit (Boys)..... No	-	-	20.67	17.00	30.00	-	27.00	23.33	23.60	-	-	-	-	-
Tateron Suit (Men) ..... No	-	-	31.67	33.33	40.00	37.50	35.00	51.67	38.24	-	-	-	-	-
Tateron Suit (Boys) ..... No	-	-	20.67	17.00	30.00	25.00	27.00	28.33	24.65	-	-	-	-	-

**READY-MADE / FOR ADULTS**

'Netela'..... No	-	16.33	-	34.33	18.33	20.67	24.67	-	22.87	-	-	-	33.33	33.33
------------------	---	-------	---	-------	-------	-------	-------	---	-------	---	---	---	-------	-------

Table 1 : Average Retail Price of Goods and Services by Region and Selected Market Places - Group 1 Market Places (Cont'd)

February 2004  
Yekatit 1996

ITEM	UNIT	R E G I O N   A N D   M A R K E T   P L A C E S												AFAR AVERAGE	
		T I G R A Y								A F A R					
		Enda- silase	Enda- baguna	Adwa	Axum	Adigrat	Wukiro	Mai- chew	Mekelle	TIGRAY AVERAGE	Ayisaeta	Dubti	Melka Werers		Awash Sebat killo
P R I C E   I N   B I R R															
'Gabi'.....	No	36.00	36.33	31.67	55.00	44.67	45.33	-	48.33	42.48	-	60.00	58.33	55.00	57.14
Shirts Long Sleeve (Local).....	No	-	41.00	42.00	24.00	-	31.67	37.67	42.00	35.17	-	-	-	-	-
Shirts Short Sleeve (Local).....	No	-	-	-	26.67	-	-	42.00	-	34.33	-	-	-	-	-
Shirts Long Sleeve (Imported)....	No	-	45.50	50.00	45.00	46.67	42.67	61.67	51.67	49.20	47.67	57.67	58.33	51.67	53.83
Shirts Short Sleeve (Imported)...	No	-	40.00	48.33	35.00	39.33	-	52.67	53.33	45.06	38.33	47.33	50.00	48.33	46.00
Socks (Cotton) Imported.....	Pair	7.17	-	5.00	9.00	8.33	5.67	6.33	7.67	7.02	5.00	7.33	5.67	7.33	6.33
Sweater (Local) Men.....	No	-	-	35.00	-	-	-	113.33	80.00	81.67	-	-	-	-	-
Sweater (Local) Women.....	No	-	-	37.50	-	42.00	-	-	80.00	49.25	-	-	-	-	-
Shash (Imported).....	No	24.50	17.67	12.67	9.00	8.33	-	8.33	7.00	11.90	9.67	13.00	17.00	13.67	13.33
Singlets (Local) White.....	No	11.50	9.33	11.00	13.50	11.25	7.33	11.67	11.67	10.68	10.00	9.67	-	-	9.83
Jeans Trouser.....	No	72.50	72.33	-	75.00	66.67	-	87.50	88.33	76.69	76.67	76.00	70.00	55.00	69.42
Woolen Suit.....	No	-	-	276.67	600.00	416.67	800.00	975.00	850.00	639.64	-	-	-	-	-
'Kemisna Netela'.....	No	-	-	300.00	200.00	103.33	105.00	118.33	146.67	145.00	-	-	98.33	106.67	102.50
Sweater-Men (Imported).....	No	-	100.00	87.50	75.00	66.67	101.67	116.67	110.00	91.56	-	-	-	78.33	78.33
Sweater-Women (Imported).....	No	-	-	37.50	53.33	34.00	30.00	-	-	40.33	-	-	-	-	-
Nylon Dress.....	No	-	-	-	-	-	-	-	-	-	-	-	-	-	-
Tetron Trouser.....	No	-	-	-	-	-	-	-	-	-	-	-	-	-	-
Leather Jacket.....	No	-	-	300.00	273.33	330.00	375.00	300.00	336.67	316.88	-	-	-	-	-
Under Wear China.....	No	-	11.67	12.00	11.00	-	13.33	12.67	13.67	12.39	13.33	15.00	14.33	13.33	14.00
Deriya .....	NO	-	-	19.00	-	-	9.11	-	20.00	15.05	9.78	10.78	8.33	11.22	10.03
Polyester Suit.....	No	-	-	-	-	-	-	52.67	-	52.67	-	-	-	-	-
Khaki Short .....	No	-	-	16.50	-	-	-	15.00	-	15.60	-	-	-	-	-
T-Shirts .....	No	-	22.33	24.33	30.00	-	31.67	-	30.00	27.31	43.33	36.67	30.00	29.00	34.75
Jogging Suit(sport tuta) .....	No	-	33.33	95.00	65.00	60.00	68.33	81.67	-	67.22	76.67	89.33	68.33	57.67	73.00
Khaki Jacket .....	No	-	97.33	101.67	122.50	108.33	96.67	-	105.00	104.24	-	-	-	-	-
Geldem .....	No	12.50	15.50	13.67	-	-	13.67	17.33	35.00	16.03	31.67	30.00	30.00	19.33	27.75

Table 1 : Average Retail Price of Goods and Services by Region and Selected Market Places - Group 1 Market Places (Cont'd)

February 2004  
Yekatit 1996

R E G I O N   A N D   M A R K E T   P L A C E S														
ITEM	UNIT	T I G R A Y								A F A R				AFAR AVERAGE
		Enda- silase	Enda- baguna	Adwa	Axum	Adigrat	Wukiro	Mai- chew	Mekelle	TIGRAY AVERAGE	Ayisaeta	Dubti	Melka Werers	
P R I C E   I N   B I R R														
<b>READY-MADE / FOR CHILDREN</b>														
Sweater (Local) for Boys.....	No	-	-	20.00	8.33	18.00	-	-	-	12.60	-	-	-	-
Socks (Imported) Cotton.....	Pair	-	-	3.00	2.83	4.33	3.67	6.00	4.67	4.08	-	4.50	3.00	4.33
Jeans Trouser.....	No	-	65.00	-	60.00	-	-	65.00	-	64.29	-	34.00	-	34.00
Shirt Long Sleeved(Imported)Boys.	No	-	14.50	20.67	25.00	-	22.50	-	23.50	20.80	-	23.33	-	33.67
Sweater (England) for Girls.....	No	-	-	-	-	-	-	-	-	-	-	-	-	33.33
Short for Boys.....	No	-	-	7.67	-	-	-	11.50	-	9.58	-	-	-	-
Kemise(for children) .....	No	-	34.33	28.33	56.67	45.00	41.67	57.67	41.67	43.62	77.50	37.67	50.00	58.33
<b>FOOTWEAR (MEN AND WOMEN)</b>														
Abessa Leather Shoes Men(Local)Pair		71.67	70.67	-	93.33	85.00	81.67	113.33	-	86.00	70.00	57.33	60.00	52.67
Leather Shoes Men (Croft).....	Pair	-	82.50	117.50	90.00	121.67	-	130.00	-	109.62	-	106.67	98.33	83.00
Walking Shoes(Imp.) Non-Leather	Pair	-	74.33	83.33	97.50	-	-	78.33	130.00	86.08	-	87.33	-	84.00
Canvas Shoes (Local) Men.....	Pair	-	33.33	27.50	-	-	21.00	23.67	24.67	26.31	-	-	-	-
Canvas Shoes (China) Men.....	Pair	-	22.33	24.33	23.00	-	-	26.33	29.00	24.71	-	-	-	-
Plastic Shoes (Local) Women....	Pair	7.50	7.00	6.33	7.00	6.67	6.00	8.17	6.00	6.80	10.00	10.17	8.67	8.67
Slippers Sponge Adult (China)..	Pair	8.50	7.00	7.00	6.17	7.00	6.67	-	7.00	6.98	7.83	10.83	10.00	8.67
Boots for Men Plastic (Local)..	Pair	-	-	-	-	-	40.00	-	-	40.00	-	-	-	-
Sendel Plastic Shoes (Imp.)....	Pair	-	-	-	-	-	23.33	17.33	-	20.33	53.33	-	14.33	-
Cost of Mending Shoes sole(Men).Pair		-	-	30.00	27.50	31.00	22.50	23.33	31.67	28.00	-	-	-	-

Table 1 : Average Retail Price of Goods and Services by Region and Selected Market Places - Group 1 Market Places (Cont'd)

February 2004  
Yekatit 1996

ITEM	UNIT	R E G I O N   A N D   M A R K E T   P L A C E S													
		T I G R A Y								TIGRAY AVERAGE	A F A R				AFAR AVERAGE
		Enda- silase	Enda- baguna	Adwa	Axum	Adigrat	Wukiro	Maye- chew	Mekelle		Ayisaeta	Dubti	Melka Werer	Awash Sebat killo	

P R I C E   I N   B I R R

CONSTRUCTION MATERIALS, WATER, AND  
FUEL AND POWER

CONSTRUCTION MATERIALS

Cement/Bag/(Local).....	50Kg	48.83	49.33	47.00	48.17	44.00	42.00	45.00	40.50	45.60	44.00	39.50	45.00	-	42.00
Lime.....	Kg	1.50	2.00	1.50	2.13	1.25	1.00	1.00	1.00	1.33	1.15	-	-	-	1.15
Nail (7cm - 12cm).....	Kg	-	9.00	10.00	-	7.00	-	8.00	8.00	8.62	7.50	10.00	8.00	8.00	8.30
Nail With Cape.....	Kg	-	11.00	11.67	11.33	11.67	11.00	10.00	10.00	10.95	10.00	11.00	10.00	10.00	10.22
Corrugated Iron Sheet (.2mm).....	No	44.00	30.67	-	38.00	38.00	29.67	29.33	35.50	33.86	32.00	35.00	-	35.00	34.40
Wood for House Construction('Atana')..	No	17.67	22.33	18.67	16.00	20.00	9.33	-	18.33	17.48	-	20.00	8.00	6.67	9.60
Wall Paints-Super (Fluid) Normal.....	4Kg	55.33	-	56.00	62.48	-	-	57.33	54.00	57.19	60.00	61.50	-	56.00	58.50
Wall Paints-Super (Fluid) Plastic.....	4Kg	90.33	-	94.00	100.00	-	-	90.00	88.00	92.23	65.00	60.00	-	-	62.50
Coarse Aggregate Gravel.....	Meter Cube	-	-	-	-	96.78	-	-	-	96.78	-	-	-	-	-
Hollow Concrete Block(20x20x40 cm Cube)No	-	-	-	3.25	3.13	3.50	2.25	-	2.80	2.95	-	4.00	-	3.00	3.33
Bricks (25cm x 12cm x 6cm).....	No	-	-	1.25	-	.50	-	-	-	.75	-	-	-	-	-
Floor Board 4m Length.....	No	-	-	60.00	-	-	-	-	-	60.00	-	107.50	-	37.50	72.50
Iron Pipe 6mt. (1/2 inch Wide) Local..	No	75.00	-	68.00	-	45.00	45.50	-	-	57.83	45.00	50.00	-	41.50	45.60
Chipwood (125cm x 250cm x 8mm).....	No	-	-	-	-	-	-	-	-	-	-	102.50	-	-	102.50
Sand.....	Meter Cube	-	-	79.01	103.26	81.48	20.04	-	57.16	66.36	-	-	-	-	-
Gutter N° 32.....	Meter	-	-	20.00	29.33	-	-	-	30.00	28.29	-	-	-	-	-
Window Glass (50cm x 50cm x 3mm).....	No	27.50	-	38.33	18.50	17.50	20.00	-	17.67	24.23	-	-	-	-	-
Water Tanker (1meter cube).....	No	825.00	-	1200.00	-	1173.33	-	-	-	1096.25	-	-	-	-	-
Stone for House Construction..	Meter Cube	-	-	45.42	35.60	54.31	26.56	-	52.93	42.97	-	-	-	-	-
Mega Paints.....	4Kg	-	-	-	-	-	-	63.67	-	63.67	55.00	60.00	59.33	56.00	57.63
Tseday Paints.....	4Kg	-	-	-	-	-	-	56.00	-	56.00	100.00	-	58.67	-	69.00
"Yewellel Nitaf"(Tile).....	No	-	-	-	-	2.25	-	-	1.40	1.83	-	-	-	-	-

WATER

Water.....	Meter Cube	5.00	6.67	4.17	4.17	5.00	9.08	6.67	5.50	5.78	6.00	7.33	9.17	75.00	26.05
------------	------------	------	------	------	------	------	------	------	------	------	------	------	------	-------	-------

Table 1 : Average Retail Price of Goods and Services by Region and Selected Market Places - Group 1 Market Places (Cont'd)

February 2004  
Yekatit 1996

ITEM	UNIT	R E G I O N   A N D   M A R K E T   P L A C E S												AFAR AVERAGE
		T I G R A Y								A F A R				
		Enda- silase	Enda- baguna	Adwa	Axum	Adigrat	Wukiro	Maye- chew	Mekelle	TIGRAY AVERAGE	Ayisaeta	Dubti	Melka Werer	

## P R I C E   I N   B I R R

## FUEL AND POWER

Fire Wood.....	Meter Cube	132.00	57.64	102.64	66.99	71.32	75.43	64.40	174.72	87.67	43.19	103.18	-	41.20	62.52
Charcoal.....	Kg	1.05	.61	1.23	1.54	2.24	2.52	1.03	1.96	1.52	.70	1.60	.94	-	1.08
Dung Cake.....	Kg	-	-	-	-	.35	-	-	-	.35	-	-	-	-	-
Kerosine.....	Lt	2.17	2.73	2.13	2.15	2.08	2.05	2.00	2.03	2.19	4.55	3.68	2.40	92.00	21.35
Diesel.....	Lt	2.89	3.79	2.85	2.86	2.80	2.77	-	2.75	2.97	4.55	5.00	3.00	2.64	3.96
Electric.....	K.Watt	.27	.27	.27	.27	.27	.27	.27	.27	.27	.29	.29	.29	-	.29
Matches.....	Box	.25	.25	.25	.25	.25	.25	.20	.25	.24	.25	.25	.25	.25	.25
Candles.....	No	1.00	1.00	1.00	1.00	1.00	1.00	1.00	1.00	1.00	1.00	1.00	1.00	1.00	1.00
Buthane Gas (Shell).....	12.5 Kg	-	-	-	-	-	-	-	149.04	149.04	-	-	-	-	-
Eveready Drycell.....	No	1.75	1.75	1.75	1.75	2.00	1.75	2.00	1.75	1.81	1.75	1.92	2.00	1.00	1.67

## FURNITURE, FURNISHING, HOUSEHOLD EQUIPMENT AND OPERATION

## CHAIRS, TABLES, ETC.

Table Wanza (Machine made) Varnished..	No	-	-	256.67	390.00	250.00	256.67	133.33	-	258.46	-	423.33	-	475.00	444.00
Table Wanza (Hand made) Not Varnished..	No	-	-	92.50	35.00	-	23.33	49.33	-	46.18	-	-	-	-	-
Chairs Wanza (Machine Made) Varnished..	No	-	-	83.33	88.33	65.00	73.33	63.33	96.67	80.00	65.00	108.33	86.67	47.50	79.55
Chairs Wanza (Hand Made) Varnished....	No	-	-	50.00	-	-	-	-	-	50.00	-	-	-	-	-
Cupboard Wanza (2 doors) Varnished....	No	-	-	1500.00	1216.67	1175.00	933.33	646.67	1500.00	1161.18	1166.67	875.00	975.00	995.00	1021.11
Double Bed Wanza (120cm) Varnished....	No	-	-	1100.00	850.00	600.00	833.33	636.67	1200.00	856.47	833.33	825.00	543.33	475.00	673.00
Sofas (Complete).....	No	-	-	4500.00	3666.67	-	3900.00	-	5500.00	4430.00	3000.00	2800.00	-	995.00	2423.75
Book Shelves Wanza (3 Shelves) no Door	No	-	-	466.83	-	400.00	390.00	-	433.33	431.17	400.00	516.67	-	185.00	388.57
Chest of Drawer .....	No	-	-	950.00	-	400.00	600.00	-	1200.00	928.57	500.00	630.00	-	135.00	350.00

## FURNISHINGS &amp; REPAIRS

Bed Sheet (Non-Patterned Bahir Dar) 1.90m x 2.50m.....	Pair	38.33	-	-	56.00	-	-	43.33	-	44.63	39.33	-	46.00	29.33	38.22
---	------	-------	---	---	-------	---	---	-------	---	-------	-------	---	-------	-------	-------

Table 1 : Average Retail Price of Goods and Services by Region and Selected Market Places - Group 1 Market Places (Cont'd)

February 2004  
Yekatit 1996

ITEM	UNIT	R E G I O N   A N D   M A R K E T   P L A C E S													
		T I G R A Y									A F A R				AFAR AVERAGE
		Enda- silase	Enda- baguna	Adwa	Axum	Adigrat	Wukiro	Maye- chew	Mekelle	TIGRAY AVERAGE	Ayisaeta	Dubti	Melka Werer	Awash Sebat killo	
P R I C E   I N   B I R R															
Bed Sheet(Patterned Kombolcha)															
1.90m x 2.50m.....	Pair	62.67	-	85.00	102.50	-	65.00	58.00	85.00	71.69	58.33	-	-	56.67	57.50
Bed Cover(Patterned Kombolcha).....	No	-	-	-	130.00	-	-	40.33	40.00	58.20	-	-	-	-	-
Blanket Woolen(Debre B.)160cm x 220cm.	No	79.00	-	76.67	82.67	83.33	81.00	76.67	79.50	79.85	-	-	-	-	-
Mattress-Sponge (A.A Foam) 120cm.....	No	316.67	-	320.00	310.00	308.33	323.33	313.33	380.00	321.94	-	350.00	-	-	350.00
Towel-Local (Kombolcha).....	No	-	11.67	20.00	9.00	12.00	10.67	11.50	12.67	12.71	12.00	6.67	-	-	8.80
<b>EARTHEN WARE</b>															
Water Pot.....	No	5.83	5.83	4.50	4.33	-	5.83	-	3.83	5.03	-	17.00	-	9.33	11.25
'Jebena' Medium Size.....	No	1.17	1.50	1.50	1.67	3.67	3.00	2.92	2.83	2.28	4.00	3.83	3.00	3.00	3.46
'Mitad' (Griddle of Clay).....	No	5.67	7.83	8.00	9.00	8.33	9.33	8.17	10.00	8.29	19.33	18.00	15.00	9.33	15.50
Local Stove '(Lakech)'	No	14.67	-	13.33	14.00	-	-	10.67	15.00	13.53	9.33	11.67	7.00	7.83	8.96
Cup for Coffee (China).....	No	1.17	1.00	1.42	1.17	1.50	1.50	1.25	1.50	1.31	1.00	1.42	1.50	1.00	1.23
Plate Clay (imported).....	No	-	-	5.00	4.33	4.83	4.50	-	6.00	4.93	5.00	5.00	4.00	4.00	4.50
<b>STRAW, BAMBOO AND OTHERS</b>															
'Sefed'.....	No	6.17	5.50	10.67	10.00	9.00	22.67	9.00	12.00	10.63	8.67	5.17	8.67	7.33	7.46
Sack 100Kg Capacity.....	No	-	-	-	-	-	-	3.00	-	3.00	-	-	-	-	-
<b>METAL WARE</b>															
Cooking Pan Medium (Local).....	No	23.67	28.00	17.50	29.67	20.33	15.00	15.67	15.67	20.83	25.67	25.00	23.00	17.33	22.75
Tray (Nickel) Medium N° 45 Local.....	No	-	-	-	-	-	-	-	-	-	-	17.33	14.50	17.83	16.81
Electric 'Mitad' Aluminium.....	No	-	-	420.00	450.00	420.00	350.00	-	350.00	394.29	-	-	-	-	-
Gas Stove (Kerosine) China.....	No	41.67	-	36.67	36.00	34.00	37.67	43.67	40.00	38.52	40.00	43.00	-	42.33	41.67
Refregerator.....	No	4200.00	-	-	-	-	-	-	3992.50	4061.67	-	-	-	-	-

Table 1 : Average Retail Price of Goods and Services by Region and Selected Market Places - Group 1 Market Places (Cont'd)

February 2004  
Yekatit 1996

R E G I O N   A N D   M A R K E T   P L A C E S															
ITEM	UNIT	T I G R A Y								TIGRAY AVERAGE	A F A R				AFAR AVERAGE
		Enda- silase	Enda- baguna	Adwa	Axum	Adigrat	Wukiro	Maye- chew	Mekelle		Ayisaeta	Dubti	Melka Werer	Awash Sebat killo	
<b>PRICE IN BIRR</b>															
<b>PLASTIC WARE (LOCAL MADE)</b>															
Jerrycan (20 Litres).....	No	19.67	-	20.00	-	-	17.67	-	-	19.11	-	-	15.67	-	15.67
Bucket (20 Litres).....	No	13.33	15.00	15.00	15.00	14.83	15.17	14.67	16.00	14.88	15.67	16.33	15.00	11.58	14.65
<b>GLASS WARE</b>															
Glass for Tea (Duralax).....	No	-	3.00	2.00	3.08	3.00	3.00	3.50	3.50	3.01	3.50	3.38	-	3.67	3.53
<b>OTHER HOUSEHOLD EQUIPMENT</b>															
Kerosine Lamp.....	No	25.33	22.33	21.33	24.00	18.67	20.33	24.00	15.67	21.46	25.00	27.00	25.33	15.33	23.00
'Kuraz' Small Local Kerosine Lamp.....	No	1.00	1.00	1.67	1.08	1.25	1.00	1.33	-	1.19	-	-	-	-	-
Flash Light.....	No	6.83	6.67	6.33	6.83	7.00	6.67	7.83	7.00	6.90	7.00	7.00	7.00	6.67	6.92
Electric Bulb Philips(40/60 Watt).....	No	2.50	2.50	2.50	2.25	3.00	2.50	2.50	2.50	2.53	2.50	2.00	2.50	2.50	2.38
<b>HOUSEHOLD OPERATION</b>															
Hard Soap (Local).....	200gm	2.83	2.00	2.00	-	1.81	2.00	1.48	-	2.02	2.00	2.00	2.22	2.00	2.06
Hard Soap (Imported).....	200gm	3.00	3.00	2.40	2.53	2.40	2.40	2.19	2.20	2.52	2.27	2.17	2.00	2.00	2.11
Detergent (Omo).....	50gm	.75	1.00	.71	.63	.98	1.20	-	.76	.87	.63	.50	.50	.75	.60
Incense.....	Kg	13.00	10.33	8.89	24.00	15.28	9.72	-	19.67	14.41	20.00	-	5.14	6.83	10.66
Sandal Wood.....	No	.25	.25	.25	.23	.25	.25	.25	.25	.25	.28	.25	.25	.25	.26
Toilet Paper (Manko).....	Roll	3.00	3.00	3.00	2.92	3.50	3.17	3.17	3.25	3.13	3.00	3.10	3.00	3.00	3.01
<b>DRY CLEANING</b>															
Dry Cleaning (Suit Men).....	No	-	-	-	22.00	16.50	17.00	-	16.00	17.14	-	-	-	-	-

Table 1 : Average Retail Price of Goods and Services by Region and Selected Market Places - Group 1 Market Places (Cont'd)

February 2004  
Yekatit 1996

R E G I O N   A N D   M A R K E T   P L A C E S															
ITEM	UNIT	T I G R A Y								TIGRAY AVERAGE	A F A R			AFAR AVERAGE	
		Enda- silase	Enda- baguna	Adwa	Axum	Adigrat	Wukiro	Maye- chew	Mekelle		Ayisaeta	Dubti	Melka Werer		Awash Sebat killo
P R I C E   I N   B I R R															
<b>DOMESTIC SERVICE</b>															
Maid Servant.....	Month	36.67	25.00	40.00	41.67	45.00	40.00	46.67	50.00	40.63	76.67	60.00	53.33	58.33	62.08
Unskilled Service (Daily Laborer)....	Day	9.00	9.00	10.00	8.00	10.00	9.33	7.00	8.00	8.79	6.00	10.00	8.33	6.33	7.67
Salary for Guard .....	Month	-	-	-	-	-	70.00	56.67	-	60.00	36.67	43.33	-	73.33	51.11
<b>MEDICAL CARE</b>															
Ampicillin(250 mg) Local.....	56 Caps	21.47	22.40	15.40	22.40	16.80	16.80	19.60	19.60	19.45	16.80	33.47	-	28.00	27.14
Dichlorophine(500 mg) Local.....	6 Pills	-	-	-	-	-	-	-	2.00	2.00	3.30	-	1.50	-	2.22
Tetracycline(250mg) Local.....	56 Caps	14.00	12.13	9.33	8.40	9.33	10.27	11.20	10.27	10.62	11.20	10.27	8.55	16.80	11.24
Penicillin Injection(4 Mu. Local). Bottle		4.33	4.50	3.00	3.50	3.25	3.83	4.00	3.67	3.82	3.67	4.00	4.17	3.50	3.85
Chloramphenicol(250mg) Local.....	56 Caps	22.40	22.40	15.87	14.00	11.20	-	19.60	14.00	17.68	16.80	14.10	14.00	-	15.23
Dipron(500mg) Local.....	20 Pills	-	-	-	-	4.00	-	-	-	4.00	-	-	-	-	-
Cough Syrup (Berantine) Local.....	125cc	-	10.00	-	-	-	-	8.67	6.33	7.86	9.33	8.33	-	-	8.83
Bactrim(480mg) Local.....	30 Pills	-	11.25	9.50	7.50	-	3.00	9.00	6.00	7.50	8.00	7.14	-	5.25	6.99
Vermox(100mg) Local.....	12 Pills	4.00	-	-	1.60	-	-	-	-	2.80	3.50	2.83	-	21.00	8.21
Mezel(250mg) Local.....	30 Caps	7.50	6.50	5.50	4.50	5.50	3.00	6.00	5.50	5.50	6.00	6.09	4.58	5.25	5.50
Asprin (300 mg) Local.....	20 Pills	2.00	4.00	2.00	1.33	2.33	1.00	2.00	2.00	2.09	4.00	3.33	2.00	4.00	3.40
<b>OTHER MEDICAL EXPENSES</b>															
Doctor's Fee (Government).....	per visit	-	-	1.50	3.00	3.00	2.00	3.00	1.00	1.90	3.00	1.00	1.00	1.00	1.50
Doctor's Fee (Private).....	per visit	10.00	-	10.00	13.33	15.00	10.00	10.00	15.00	12.50	10.00	10.00	-	10.00	10.00
Injection (Service Charge).....	Once	.50	-	-	1.00	1.00	.50	-	1.00	.82	-	-	-	1.00	1.00
Laboratory Test Fee (Private).....	Once	5.00	-	5.00	6.33	5.00	-	-	5.33	5.45	5.00	5.00	5.00	5.00	5.00
Bed Charge (gov.).....	per day	10.00	-	8.00	10.00	5.00	8.00	10.00	10.00	8.71	5.00	-	-	2.00	3.50

Table 1 : Average Retail Price of Goods and Services by Region and Selected Market Places - Group 1 Market Places (Cont'd)

February 2004  
Yekatit 1996

ITEM	UNIT	R E G I O N A N D M A R K E T P L A C E S												
		T I G R A Y								A F A R				AFAR AVERAGE
		Enda- silase	Enda- baguna	Adwa	Axum	Adigrat	Wukiro	Maye- chew	Mekelle	TIGRAY AVERAGE	Ayisaeta	Dubti	Melka Werer	

P R I C E I N B I R R

TRANSPORT AND COMMUNICATION

TRANSPORT

Benzene.....	Lt	4.22	-	4.26	4.45	-	4.65	-	4.37	4.35	-	6.00	6.00	4.48	5.24
Motor Oil (Mobil).....	Lt	20.00	-	19.83	29.50	19.50	19.60	-	19.27	20.97	-	20.00	-	19.83	19.90
Car Washing and Greasing.....	No	-	-	30.00	20.00	27.50	-	-	30.00	27.86	-	-	-	-	-
Bus Fare (per km).....	Tarif	-	-	.11	.12	.11	.11	-	.11	.11	.08	.08	.10	.10	.08
Bus Fare (within Town) .....	Trip	-	-	-	-	-	-	-	.50	.50	-	-	-	-	-
Taxi Fare .....	Trip	2.00	-	1.00	.83	1.00	-	-	.70	.97	-	-	-	-	-
Air Plane (To Addis Ababa) .....	Trip	520.00	-	-	479.00	-	-	-	452.00	483.67	-	-	-	-	-
Animal Transport fare.....	Trip	-	26.67	-	-	-	-	-	-	26.67	-	-	-	-	-
Cart Fare.....	Trip	1.00	-	-	.83	1.00	1.00	-	1.00	.96	1.00	1.00	-	-	1.00
Train Fare .....	Trip	-	-	-	-	-	-	-	-	-	-	-	-	16.00	16.00
Service Charge (Motor oil change)...	Once	-	-	-	-	-	-	-	-	-	-	145.00	-	-	145.00

COMMUNICATION

Telephone Charge (with town).....	Period	.20	-	.20	.20	-	.20	.20	.20	.20	-	-	-	.60	.60
Telephone Charge to Addis Ababa.....	Period	4.25	4.25	4.25	4.25	3.75	4.25	4.50	3.75	4.16	2.70	2.75	1.65	1.60	2.18
Telephone Line Installation Charge..	Once	355.75	-	355.75	355.75	355.75	-	350.00	355.75	354.79	355.75	355.00	-	366.00	358.92

ENTERTAINMENT AND EDUCATION

EQUIPMENT AND ACCESSORIES

T.V. Set Philips 21 inch(Colored).....	No	-	-	3200.00	-	3500.00	-	3233.33	3200.00	3250.00	-	-	-	2996.67	2996.67
Cassette Recorded Original(Local Music)No	12.50	-	-	11.67	13.00	12.00	13.00	12.00	11.00	12.15	12.00	12.00	13.00	11.00	11.90
Radio Set Philips 3 Band.....	No	-	-	-	150.00	117.50	-	158.33	260.00	172.50	-	180.00	-	146.67	155.00
Tape Recorder National (2 Speaker)....	No	-	-	625.00	550.00	267.50	155.00	261.67	253.33	322.31	260.00	-	496.67	373.33	391.25
Expense for Photograph(Passport size)4Pho	4.00	5.00	4.00	4.00	4.00	4.00	4.00	3.33	4.00	4.04	4.00	4.00	5.00	4.00	4.11

Table 1 : Average Retail Price of Goods and Services by Region and Selected Market Places - Group 1 Market Places (Cont'd)

February 2004  
Yekatit 1996

ITEM	UNIT	R E G I O N   A N D   M A R K E T   P L A C E S													
		T I G R A Y								TIGRAY AVERAGE	A F A R				AFAR AVERAGE
		Enda- silase	Enda- baguna	Adwa	Axum	Adigrat	Wukiro	Maye- chew	Mekelle		Ayisaeta	Dubti	Melka Werer	Awash Sebat killo	
P R I C E   I N   B I R R															
Newspaper (Addis Zemen).....	No	.50	-	.50	.50	.55	-	-	.50	.52	-	-	-	.50	.50
Theater Enterance Fee .....	Once	-	-	-	-	-	-	-	-	-	-	-	-	-	-
<b>EDUCATION</b>															
Exercise Book (50 Leaves) Local.....	No	2.00	2.00	2.00	2.47	2.00	1.93	2.42	1.87	2.09	2.00	2.00	2.00	1.00	1.75
Pencil (China).....	No	.25	.25	.25	.23	.25	.25	.25	.25	.25	.30	.25	.25	.25	.26
Ball Point-Bic England.....	No	1.00	1.00	1.00	1.00	1.25	1.00	1.25	1.25	1.09	1.00	1.05	1.00	1.00	1.01
Day School Fee-Public(Grade 7 & 8)..Month	-	-	-	-	-	-	-	-	-	-	-	-	-	-	-
Day School Fee-Private(Grade 9-12)..Month	-	-	-	-	-	-	-	-	65.00	65.00	-	-	-	-	-
Night School Fee-Government(Gr.9-12)Month	-	-	-	25.00	25.00	25.00	25.00	23.00	25.00	24.78	27.00	33.50	28.50	-	29.67
School Uniform Fee .....	No	-	-	60.00	48.50	-	-	45.00	53.33	51.89	-	-	-	-	-
Night School Fee-Private(Grade9-12)..Month	-	-	-	-	-	-	-	-	-	-	-	-	-	-	-
<b>PERSONAL CARE AND EFFECTS</b>															
<b>PERSONAL CARE</b>															
Lux Toilet Soap.....	90gm	2.00	2.25	2.25	2.25	2.25	2.70	2.00	2.25	2.24	1.00	2.25	2.25	2.25	1.94
Blade-TOPAZ.....	No	.25	.25	.25	.27	.25	.25	.28	.25	.26	.33	.25	.25	.25	.27
Hair Dressing (Traditional).....	No	3.00	3.33	4.33	1.67	4.00	2.33	4.00	3.67	3.29	2.00	1.83	2.00	3.00	2.21
Hair Dressing (Modern).....	No	8.67	-	5.00	7.33	6.33	7.00	7.00	7.00	6.90	-	8.00	10.00	10.00	9.25
Barbery (Mens Hair Cut).....	No	3.67	2.00	3.00	3.67	4.33	3.00	3.00	4.00	3.33	3.67	3.67	3.00	3.00	3.33
Paraffin Hair Oil.....	330cc	8.00	8.80	9.43	7.83	8.00	8.62	8.80	8.00	8.44	7.83	7.83	8.00	8.00	7.92
Zenith Hair Oil.....	330cc	6.60	7.54	7.76	6.95	8.00	5.88	8.25	8.00	7.37	7.33	7.83	8.67	8.00	7.96
Shaving Machine (medium) .....	No	-	-	350.00	-	-	-	-	-	350.00	-	-	-	-	-
Perfume .....	CC	-	17.33	24.00	-	16.56	20.00	-	19.67	19.19	125.00	18.00	28.67	24.33	42.09
<b>PERSONAL EFFECTS</b>															
Umbrella-Men Medium (Local).....	No	-	15.50	17.33	19.00	16.67	19.33	23.67	-	18.58	-	24.50	25.00	23.67	24.38

Table 1 : Average Retail Price of Goods and Services by Region and Selected Market Places - Group 1 Market Places (Cont'd)

February 2004  
Yekatit 1996

R E G I O N A N D M A R K E T P L A C E S															
ITEM	UNIT	T I G R A Y								A F A R				AFAR AVERAGE	
		Enda- silase	Enda- baguna	Adwa	Axum	Adigrat	Wukiro	Maye- chew	Mekelle	TIGRAY AVERAGE	Ayisaeta	Dubti	Melka Werer		Awash Sebat killo
P R I C E I N B I R R															
Umbrella-Women Medium (Imported).....	No	-	15.17	16.33	17.67	17.33	16.67	20.67	19.67	17.64	17.33	23.00	20.00	15.67	19.00
Hand Bag (Imported Synthetic).....	No	-	-	48.33	-	-	-	31.00	-	39.67	-	-	-	-	-
Belt (Local) Machine Made.....	No	-	-	-	12.50	4.67	10.00	-	-	8.63	-	22.67	6.67	5.67	11.67
Belt (Local) Hand Made.....	No	-	-	-	-	-	-	-	4.50	4.50	-	3.83	2.17	2.67	2.89
<b>JEWELLERY</b>															
Seiko-21 Jewels Automatic (Men).....	No	-	-	220.00	-	-	-	-	140.00	180.00	-	-	-	-	-
Seiko-21 Jewels Automatic (Women).....	No	-	-	-	-	-	-	-	-	-	-	-	-	-	-
Earrings (4gm 18 carat Local).....	Pair	320.00	-	400.00	-	400.00	-	-	360.00	380.00	-	240.00	-	-	240.00
Neck Laces (6gm 21 carat Imported).....	No	690.00	-	660.00	675.00	670.00	660.00	660.00	690.00	671.25	-	690.00	-	-	690.00
Rings (4gm 18 carat Local).....	No	320.00	-	400.00	-	400.00	-	-	360.00	380.00	-	240.00	-	-	240.00
Bracelet 20gm (18 carat Local).....	No	-	-	-	-	2000.00	-	1300.00	1800.00	1750.00	-	1200.00	-	-	1200.00
<b>LIVESTOCK AND DRAUGHT ANIMALS</b>															
<b>LIVESTOCK</b>															
Sheep (10-15kg).....	No	125.00	101.67	130.00	148.33	120.00	110.00	105.00	110.00	118.75	75.00	67.67	62.67	63.33	67.17
Goat (10-15kg).....	No	113.33	97.67	116.67	96.67	93.33	95.00	91.00	98.33	100.25	103.33	69.33	67.00	63.33	75.75
Heifer (2-4 Years).....	No	376.67	993.33	933.33	560.00	473.33	540.00	626.67	536.67	633.04	-	333.33	385.00	-	354.00
Cow (4 Years and Above).....	No	723.33	680.00	600.00	581.67	816.67	463.33	780.00	793.33	679.79	-	501.67	606.67	-	554.17
Bull (2-4 Years).....	No	573.33	1100.00	810.00	566.67	503.33	663.33	736.67	590.00	687.83	-	325.00	356.67	-	344.00
Ox (4 Years and Above).....	No	950.00	750.00	723.33	866.67	926.67	540.00	1003.33	900.00	832.50	-	950.00	670.00	-	782.00
Hen (Indigenous).....	No	-	12.00	10.33	11.50	10.33	11.33	14.00	14.00	11.93	17.33	13.33	11.00	9.67	12.83
Cock (Indigenous).....	No	-	13.00	12.33	14.00	13.00	13.00	19.33	16.00	14.38	19.33	14.33	14.00	11.33	14.75
<b>DRAUGHT ANIMALS</b>															
Donkey.....	No	340.00	336.67	285.00	310.00	253.33	220.00	316.67	270.00	291.74	-	365.00	-	-	365.00
Horse.....	No	-	-	-	-	700.00	690.00	-	925.00	810.00	-	-	-	-	-

Table 1 : Average Retail Price of Goods and Services by Region and Selected Market Places - Group 1 Market Places (Cont'd)

February 2004  
Yekatit 1996

R E G I O N   A N D   M A R K E T   P L A C E S														
ITEM	UNIT	T I G R A Y								TIGRAY AVERAGE	A F A R			AFAR AVERAGE
		Enda- silase	Enda- baguna	Adwa	Axum	Adigrat	Wukiro	Maye- chew	Mekelle		Ayisaeta	Dubti	Melka Werer	
Mule.....	No	-	-	-	-	600.00	755.00	-	1300.00	942.00	-	-	-	-
P R I C E   I N   B I R R														
<b>FARM EQUIPMENT (INDUSTRIAL PRODUCT)</b>														
Sickel.....	No	6.67	16.50	7.50	-	-	7.00	11.67	8.00	9.68	-	9.50	8.00	8.38
Pick Axe ('Doma').....	No	21.67	-	-	17.00	22.67	14.00	22.67	20.00	20.00	-	-	17.83	17.83
'Gejera'.....	No	19.33	-	-	18.00	30.00	-	21.67	-	21.38	-	-	16.67	15.67
<b>FARM EQUIPMENT (HAND MADE)</b>														
'Mofer'.....	No	-	-	-	37.50	32.33	-	15.33	-	27.25	-	-	-	-
'Kember'.....	No	-	-	-	-	37.33	-	16.33	-	26.83	-	-	-	-
'Digr'.....	No	-	-	-	2.00	4.83	-	3.67	-	3.93	-	-	-	-
Plough.....	No	-	27.67	37.33	-	28.67	26.00	28.33	30.00	29.63	-	9.83	-	9.83
Sickel.....	No	3.00	5.00	-	-	5.00	4.83	3.50	4.00	4.20	3.00	3.83	2.67	3.19
'Wegel'.....	No	4.00	5.00	5.00	5.50	5.00	4.67	4.83	-	4.83	-	6.50	-	6.50
'Erfe'.....	No	-	-	-	6.00	9.00	-	4.67	-	6.56	-	-	-	-
<b>MISCELLANEOUS GOODS AND SERVICES</b>														
Coffin (Medium Quality).....	No	-	-	425.00	500.00	490.00	400.00	-	525.00	464.44	-	-	-	-
Charge for Money order .....	Once	-	-	10.95	10.50	9.67	11.50	10.75	10.73	10.49	2.65	2.65	-	2.60
Charge for Visa (for person).....	No	-	-	-	-	-	-	-	-	-	-	-	-	-

# **Group 2**

# **Market Places**

( Chuaith, Gondar, Esete, Debre Tabor, Kobo, Weldiya,  
Kombolcha, Dessie, Shewa Robit, Debre Birhan. )



Table 2 : Average Retail Price of Goods and Services by Region and Selected Market Places - Group 2 Market Places

February 2004  
Yekatit 1996

ITEM	UNIT	R E G I O N   A N D   M A R K E T   P L A C E S									
		A M H A R A									
		Chuahit	Gondar	Esete	Debre-Tabor	Kobo	Weldiya	Kombolcha	Dessie	Shewa-Robit	Debre-Birhan

P R I C E   I N   B I R R

**CEREALS UNMILLED**

'Teff' White .....	Kg	2.49	2.47	2.20	-	2.06	2.46	2.13	2.39	2.21	2.29
'Teff' Mixed.....	Kg	2.31	2.32	2.07	2.50	1.84	2.11	2.08	2.15	2.20	2.20
'Teff' Black (Red).....	Kg	2.13	2.17	1.94	2.20	-	2.18	2.01	2.02	-	1.86
Wheat White.....	Kg	-	2.08	1.73	1.76	1.92	2.37	1.84	1.80	2.22	1.64
Wheat Mixed.....	Kg	-	1.88	-	-	-	2.39	1.75	1.66	2.00	-
Wheat Black.....	Kg	2.44	-	1.53	1.32	1.92	2.35	2.29	2.11	2.04	1.62
Barley White.....	Kg	-	2.34	-	1.72	1.76	1.99	1.85	2.12	2.17	1.58
Barley Mixed.....	Kg	2.04	-	1.30	-	-	1.71	1.60	1.88	2.16	-
Barley Black.....	Kg	-	-	-	-	-	-	1.49	1.73	2.10	1.59
Barley for Beer.....	Kg	-	-	1.38	-	-	-	-	-	-	-
Maize.....	Kg	1.36	1.83	1.37	1.58	1.00	1.33	1.25	1.13	.95	1.15
Durrah.....	Kg	1.35	1.53	1.47	1.74	1.10	1.40	1.46	1.31	-	1.04
Sorghum Yellow.....	Kg	1.37	1.90	-	-	1.39	1.59	1.75	1.39	1.36	1.48
Sorghum White.....	Kg	1.35	1.83	-	-	1.44	1.67	1.56	1.27	1.26	1.48
Sorghum Red.....	Kg	1.41	1.84	-	-	-	1.40	-	1.25	-	1.45
African Millet.....	Kg	1.48	1.79	1.69	1.74	-	2.15	-	-	-	-
Rice.....	Kg	-	5.00	-	-	5.00	5.00	4.92	4.67	4.83	4.50
Oats.....	Kg	-	2.60	-	-	-	1.90	1.73	1.82	-	-
Hulled Barley.....	Kg	-	2.79	2.74	-	-	1.92	3.08	3.33	3.94	3.68

**CEREALS MILLED**

'Teff' White.....	Kg	-	-	-	-	-	-	3.28	-	-	-
'Teff' Mixed.....	Kg	-	-	-	-	-	-	2.90	-	-	-
'Teff' Black (Red).....	Kg	-	-	-	-	-	-	-	-	-	-
Wheat White.....	Kg	-	-	-	-	-	-	-	-	-	-
Wheat Mixed.....	Kg	-	-	-	-	-	-	-	-	-	-
Barley White.....	Kg	-	-	-	-	-	-	-	-	-	4.67

Table 2 : Average Retail Price of Goods and Services by Region and Selected Market Places - Group 2 Market Places (Cont'd)

February 2004  
Yekatit 1996

		R E G I O N   A N D   M A R K E T   P L A C E S									
ITEM	UNIT	A M H A R A									
		Chuahit	Gondar	Esete	Debre-Tabor	Kobo	Weldiya	Kombolcha	Dessie	Shewa-Robit	Debre-Birhan
		P R I C E   I N   B I R R									
Barley Mixed.....	Kg	-	-	-	-	-	-	-	-	-	-
Maize.....	Kg	-	-	-	-	-	-	-	-	-	-
Oats.....	Kg	-	5.00	-	-	-	-	-	-	-	5.00
Sorghum.....	Kg	-	-	-	-	-	-	-	-	-	-
Durrah.....	Kg	-	-	-	-	-	-	-	-	-	-
'Furno Duket' Locally Processed..	Kg	3.50	3.17	4.00	3.67	-	3.50	3.00	3.17	3.42	3.25
<b>PULSES UNMILLED</b>											
Horse Beans.....	Kg	1.59	2.40	1.72	1.59	1.87	1.63	1.55	1.97	1.69	1.81
Peas White.....	Kg	-	2.50	-	-	2.19	2.44	-	-	-	-
Peas Black.....	Kg	-	-	-	-	-	-	-	-	-	-
Peas Mixed.....	Kg	-	2.33	2.16	1.92	2.02	2.28	2.02	2.09	2.02	2.30
Soya Beans.....	Kg	-	-	-	-	3.45	-	-	-	-	-
Chick Peas.....	Kg	1.79	2.20	2.16	1.87	1.96	1.86	1.83	1.92	1.98	1.63
Lentils.....	Kg	-	3.01	3.63	2.73	2.95	3.18	3.24	3.23	4.09	3.59
Haricot Beans.....	Kg	-	-	-	-	-	.80	-	-	-	-
Lima Beans.....	Kg	-	-	-	-	-	1.21	1.90	2.00	1.18	-
Vetch.....	Kg	-	1.73	2.02	1.87	-	2.34	1.77	-	1.88	-
Fenugreek.....	Kg	2.33	3.00	3.33	3.08	4.17	-	3.00	3.33	4.13	4.70
<b>PULSES MILLED OR SPLIT</b>											
Horse Beans Milled.....	Kg	-	-	-	-	-	-	-	-	-	3.83
Peas Milled.....	Kg	-	5.00	-	-	4.35	4.64	-	-	-	4.00
Chick Peas Milled.....	Kg	-	-	-	-	-	-	-	-	-	-
Mixed Pulses Milled.....	Kg	-	-	5.00	6.17	-	4.32	4.50	4.71	-	3.67
Vetch Milled.....	Kg	-	-	-	-	-	4.64	-	-	-	-
Peas Split.....	Kg	-	-	-	5.17	3.70	4.00	3.50	3.50	4.00	3.84
Peas Split(Roasted).....	Kg	-	4.50	5.00	-	-	-	-	-	-	3.53

Table 2 : Average Retail Price of Goods and Services by Region and Selected Market Places - Group 2 Market Places (Cont'd)

February 2004  
Yekatit 1996

R E G I O N   A N D   M A R K E T   P L A C E S											
ITEM	UNIT	A M H A R A									
		Chuahit	Gondar	Esete	Debre-Tabor	Kobo	Weldiya	Kombolcha	Dessie	Shewa-Robit	Debre-Birhan
P R I C E   I N   B I R R											
Horse Beans Split(Roasted).....	Kg	-	4.33	-	4.17	-	-	-	-	2.88	2.40
Lentils Split.....	Kg	6.33	6.00	7.00	6.25	5.25	6.00	5.08	5.00	5.17	5.17
Vetch Split(Roasted).....	Kg	-	-	-	-	-	-	-	-	2.16	-
Chick Peas Split(Roasted).....	Kg	-	-	-	-	-	-	-	-	-	-
Fenugreek Milled.....	Kg	-	5.00	-	-	5.50	5.73	5.00	-	-	-
<b>OIL SEEDS</b>											
Niger Seed.....	Kg	3.42	4.36	4.17	3.35	3.89	2.87	4.11	-	-	5.00
Linseed White.....	Kg	-	-	-	-	-	4.79	-	-	-	-
Linseed Black.....	Kg	5.57	4.23	4.23	2.86	3.50	3.19	3.64	5.61	4.42	3.96
Sesame Seed.....	Kg	-	-	-	-	-	3.40	-	5.98	5.34	-
Sunflower.....	Kg	3.15	-	-	-	-	3.85	3.06	3.77	2.19	3.50
Castor Beans.....	Kg	-	-	-	-	-	2.05	3.68	-	11.11	5.00
Rape Seed.....	Kg	2.50	2.37	3.04	2.07	2.50	1.85	2.22	3.66	3.47	4.55
Ground Nut Shelled.....	Kg	-	5.00	-	3.83	-	6.70	6.33	5.50	6.00	5.83
<b>PREPARED CEREAL PRODUCTS</b>											
Spaghetti (Local) Without Egg....	Kg	7.33	8.00	8.00	7.83	7.67	7.00	6.87	7.33	7.00	7.50
Pastini.....	Kg	-	9.33	-	8.83	-	7.67	8.83	-	8.00	8.33
Macaroni (Local) Without Egg....	Kg	5.67	6.50	5.50	5.83	5.33	5.00	5.50	4.67	5.00	6.00
'Fafa' Flour.....	kg	5.00	-	-	-	3.50	-	-	-	-	9.00
'Dube' Flour.....	kg	-	5.25	-	-	3.00	-	5.00	-	-	5.00
<b>BREAD AND OTHER PREPARED FOODS</b>											
'Enjera' ('Teff' Mixed).....	325gm	-	.76	.99	-	1.01	.65	.67	.60	-	.52
'Dabo' (Traditional Ambasha)..	350gm	-	-	-	-	.73	.64	-	1.24	-	.43
'Dabo' (Traditional Sheleto)..	350gm	.49	1.39	.36	-	-	1.76	.41	.84	-	.37

Table 2 : Average Retail Price of Goods and Services by Region and Selected Market Places - Group 2 Market Places (Cont'd)

February 2004  
Yekatit 1996

ITEM	UNIT	R E G I O N   A N D   M A R K E T   P L A C E S									
		A M H A R A									
		Chuahit	Gondar	Esete	Debre-Tabor	Kobo	Weldiya	Kombolcha	Dessie	Shewa-Robit	Debre-Birhan
P R I C E   I N   B I R R											
Bread Wheat (Bakery).....	350gm	-	1.49	.72	-	.82	1.25	1.12	1.42	-	1.21
Biscuits .....	150gm	2.00	2.82	2.00	-	-	11.82	2.16	1.50	2.00	2.73
<b>MEAT</b>											
Beef .....	Kg	12.00	16.00	10.00	12.00	12.67	14.00	14.67	14.00	14.00	14.67
Camel Meat .....	Kg	-	-	-	-	-	-	-	-	-	-
<b>FISH AND FISH PRODUCTS</b>											
Fish Fresh.....	Kg	-	-	-	-	-	-	-	-	-	-
Sardines (Imported).....	125gm	-	8.00	-	7.00	-	6.00	6.17	-	-	-
<b>DIARY PRODUCTS AND EGG</b>											
Cow Milk (Unpasteurized).....	Lt	-	2.22	1.76	2.22	-	2.00	2.17	2.27	-	1.66
Cow Milk (pasteurized).....	Lt	-	-	-	-	-	-	-	-	-	-
Camel Milk.....	Lt	-	-	-	-	-	-	-	-	-	-
Goat Milk.....	Lt	-	-	-	-	-	-	-	-	-	-
Powdered Milk (Edget).....	450gm	-	17.67	-	-	26.75	-	33.83	29.50	-	29.25
Yoghurt (Traditional).....	Lt	-	5.00	-	-	-	3.70	2.86	3.33	-	3.33
Cheese Cottage.....	Kg	-	-	-	-	-	-	-	-	-	3.17
Egg (Traditional).....	Dozen	4.00	5.60	3.43	3.29	3.67	3.81	3.87	4.00	4.80	4.00
<b>OILS AND FATS</b>											
Butter Unrefined.....	Kg	28.21	21.02	22.00	24.33	25.19	25.00	26.33	27.67	33.75	26.00
Cooking Oil (Imported).....	Lt	-	12.22	12.00	11.11	12.50	11.67	12.50	13.00	11.11	18.33
Cooking Oil (Local).....	Lt	14.00	15.67	13.33	13.83	-	12.00	12.00	13.00	12.00	13.00

Table 2 : Average Retail Price of Goods and Services by Region and Selected Market Places - Group 2 Market Places (Cont'd)

February 2004  
Yekatit 1996

ITEM	UNIT	R E G I O N   A N D   M A R K E T   P L A C E S									
		A M H A R A									
		Chuahit	Gondar	Esete	Debre-Tabor	Kobo	Weldiya	Kombolcha	Dessie	Shewa-Robit	Debre-Birhan

## P R I C E   I N   B I R R

VEGETABLES AND FRUITS  
VEGETABLES (FRESH)

Ethiopian Kale.....	Kg	-	-	-	-	-	-	1.31	1.61	.83	1.12
Cabbage.....	Kg	-	1.55	2.38	2.28	.82	-	.70	.72	.90	.47
Lettuce.....	Kg	-	.90	-	.97	1.58	-	1.36	.76	-	-
Spinach.....	Kg	-	1.43	-	.70	-	1.71	1.15	1.02	1.06	1.08
Carrot.....	Kg	-	2.00	2.00	1.95	1.25	1.95	.64	1.16	1.83	1.00
Tomatoes.....	Kg	.37	1.39	-	1.67	.96	2.06	1.10	.86	1.13	1.32
Onions.....	Kg	3.23	3.50	3.50	3.33	3.66	4.73	4.45	3.79	2.78	2.24
Garlics.....	Kg	4.00	5.17	4.00	4.67	6.51	5.63	-	5.48	5.94	4.92
Leaks.....	Kg	-	-	-	-	-	3.50	-	-	-	-
Pepper Green.....	Kg	2.80	3.17	5.00	3.20	1.23	2.73	3.34	4.19	2.69	3.50
Pumpkin.....	Kg	.22	-	.41	-	.39	.35	.39	.45	-	.71
Green Peas.....	Kg	-	-	-	-	-	.37	-	-	-	-
Beet Root.....	Kg	-	1.33	-	-	.69	2.27	.90	.54	.85	1.17
Cauliflower.....	Kg	-	-	-	-	-	-	-	-	-	-

## FRUITS FRESH

Banana.....	Kg	-	3.83	4.42	3.17	1.06	3.00	2.50	2.50	2.15	2.50
Orange.....	Kg	-	4.00	3.50	3.75	-	3.00	3.50	3.00	1.55	3.50
Lemon.....	Kg	3.61	1.64	-	2.78	2.41	2.33	2.42	-	2.22	2.50
Tangerine.....	Kg	-	-	-	-	-	-	-	-	-	-
Papaya.....	Kg	-	4.00	-	3.00	1.25	2.00	2.00	1.50	.97	1.83
Grapes.....	Kg	-	-	-	-	-	-	-	-	-	-
Avocado.....	Kg	-	-	-	-	-	3.00	3.00	3.50	-	3.00
Mango.....	Kg	-	4.00	-	-	-	3.00	3.00	3.50	-	3.00
Cactus.....	Kg	-	-	-	-	-	-	-	-	-	-

Table 2 : Average Retail Price of Goods and Services by Region and Selected Market Places - Group 2 Market Places (Cont'd)

February 2004  
Yekatit 1996

ITEM	UNIT	R E G I O N   A N D   M A R K E T   P L A C E S									
		A M H A R A									
		Chuahit	Gondar	Esete	Debre-Tabor	Kobo	Weldiya	Kombolcha	Dessie	Shewa-Robit	Debre-Birhan

P R I C E   I N   B I R R

**SPICES**

Pepper Whole.....	Kg	4.65	5.67	9.00	7.67	11.33	13.06	10.33	10.00	9.50	10.00
Black Pepper(Local).....	Kg	-	8.00	-	-	-	-	7.33	-	-	-
Long Pepper(Local).....	Kg	-	9.67	-	12.00	10.00	7.83	8.00	-	12.00	13.89
White Cumin(Bishop's Weed)Local..	Kg	3.08	5.00	2.75	2.42	5.00	5.42	4.17	4.50	11.11	6.55
Black Cumin(Local).....	Kg	3.30	4.83	4.83	5.50	6.25	5.83	5.00	4.50	13.89	6.55
Ginger Dry(Local).....	Kg	-	4.67	-	-	4.17	3.50	6.00	3.00	5.00	6.61
Ginger Wet(Local).....	Kg	2.17	1.50	2.00	1.50	1.63	3.47	2.00	1.50	2.17	1.36
Cloves(Imported).....	Kg	-	49.00	-	45.00	-	39.00	34.67	42.00	40.00	-
Cinnamon(Imported).....	Kg	-	18.00	-	25.00	-	19.33	19.00	17.00	19.67	14.59
Cardamon(Local).....	Kg	13.00	10.33	12.00	12.33	16.67	14.00	10.00	10.00	12.00	9.44
Tumeric Flour(Local).....	Kg	-	4.50	3.92	-	7.14	2.67	2.67	4.00	3.17	5.37
Chillies Whole.....	Kg	-	20.67	-	-	-	-	18.19	15.63	10.80	9.55
Basil Dry.....	Kg	-	6.00	5.00	5.00	9.44	4.00	8.83	9.00	8.00	13.89

**POTATOES, OTHER TUBERS AND STEMS**

Potato.....	Kg	1.51	1.30	.94	1.11	1.93	1.74	1.45	1.56	1.77	1.83
Sweet Potato.....	Kg	-	-	-	-	1.18	.81	.77	.88	.74	-
'Kocho' (Unprocessed).....	Kg	-	-	-	-	-	-	-	-	-	-
'Bula'.....	Kg	-	-	-	-	-	-	10.50	-	-	-

**COFFEE, TEA, CHAT AND BUCK-THORN LEAVES**

Tea Leaves(Local).....	100gm	1.97	2.00	2.00	2.00	2.00	2.00	2.00	2.00	2.00	1.00
Coffee Whole.....	Kg	-	-	-	-	-	2.11	-	-	-	-
Coffee Beans.....	Kg	9.00	9.67	9.67	11.67	8.58	10.84	10.17	9.00	9.67	11.67
Coffee Leaves.....	Kg	-	-	-	-	-	-	-	-	-	-
Buck Thorn Leaves.....	Kg	2.71	1.41	1.79	1.88	3.85	1.99	3.51	3.31	2.88	2.92

Table 2 : Average Retail Price of Goods and Services by Region and Selected Market Places - Group 2 Market Places (Cont'd)

February 2004  
Yekatit 1996

		R E G I O N   A N D   M A R K E T   P L A C E S									
ITEM	UNIT	A M H A R A									
		Chuahit	Gondar	Esete	Debre-Tabor	Kobo	Weldiya	Kombolcha	Dessie	Shewa-Robit	Debre-Birhan
		P R I C E   I N   B I R R									
'Chat'.....	Kg	-	40.00	60.00	66.67	4.56	21.54	22.84	4.99	9.96	-
Malt-Barley.....	Kg	2.25	2.65	1.48	1.73	2.67	2.05	2.42	3.90	8.33	2.46
Malt-Wheat.....	Kg	-	-	-	-	3.38	3.47	3.08	5.27	-	-
<b>OTHER FOOD ITEMS</b>											
Salt.....	Kg	1.58	1.33	1.50	1.47	1.23	1.02	1.05	1.13	1.03	1.23
Sugar.....	Kg	6.33	5.50	6.00	6.08	5.87	5.67	5.20	5.50	5.50	5.25
Honey.....	Kg	-	10.83	10.00	11.33	14.29	15.67	17.00	14.00	13.00	16.33
Canned Tomato (Local).....	410gm	-	6.50	8.79	6.83	-	6.17	6.00	6.50	6.00	6.33
<b>FOOD TAKEN AWAY FROM HOME</b>											
Cup of Tea.....	No	.25	.30	.25	.33	.40	.40	.40	.43	-	.50
Cup of Coffee.....	No	-	.70	.50	.73	1.00	1.00	.80	1.00	-	.97
Cup of Milk.....	No	-	.70	.50	.70	1.00	1.00	.80	1.00	-	1.00
'Key Wot Yeberc'.....	One Meal	3.25	-	-	-	4.00	-	5.33	4.00	-	4.67
'Key Wot Yebeg/Yefyel'.....	One Meal	3.25	5.67	4.00	5.00	5.33	6.00	5.67	5.00	-	6.00
<b>COST OF MILLING</b>											
Cereals.....	100Kg	7.33	15.33	10.00	6.33	10.00	7.00	10.00	10.00	6.00	7.00
Pulses.....	100Kg	21.67	25.00	20.00	16.67	10.00	25.00	20.00	20.00	6.00	7.33
Pepper Whole.....	100Kg	46.67	50.00	50.00	43.33	100.00	50.00	50.00	50.00	50.00	66.67
<b>BEVERAGES - NON ALCOHOLIC</b>											
Ambo Mineral Water.....	500cc	2.50	2.50	2.50	2.42	2.50	2.00	2.00	2.00	-	1.67
Bure Mineral Water.....	500cc	-	-	-	-	-	-	-	-	-	-
Coca Cola/Fanta.....	300cc	-	2.00	2.00	2.00	2.50	2.00	1.20	2.00	-	1.67

Table 2 : Average Retail Price of Goods and Services by Region and Selected Market Places - Group 2 Market Places (Cont'd)

February 2004  
Yekatit 1996

		R E G I O N   A N D   M A R K E T   P L A C E S									
ITEM	UNIT	A M H A R A									
		Chuahit	Gondar	Esete	Debre-Tabor	Kobo	Weldiya	Kombolcha	Dessie	Shewa-Robit	Debre-Birhan
		P R I C E   I N   B I R R									
Pepsi Cola/Mirinda.....	300cc	2.00	2.00	2.00	2.00	2.50	2.00	1.20	2.00	-	1.67
<b>BEVERAGES - ALCOHOLIC</b>											
Araki (Local).....	900cc	23.33	23.33	25.00	30.33	27.34	20.00	21.91	24.97	18.50	17.00
Cognac (Local).....	900cc	-	-	-	-	-	-	-	-	-	17.00
Brandy (Local).....	900cc	-	-	-	-	-	-	-	-	-	17.00
Gin (Local).....	900cc	23.33	23.33	25.00	31.00	28.01	25.00	21.91	21.59	18.50	17.00
Saris Wine (Normal).....	750cc	-	9.33	-	-	-	8.40	7.00	7.00	6.00	6.00
'Katikalla'.....	Lt	7.59	7.41	7.78	6.34	7.69	5.93	8.43	7.50	-	10.83
Beer (Bedele).....	330cc	3.50	3.17	3.50	3.42	-	-	3.25	3.00	-	3.17
Beer (Harar).....	330cc	-	-	-	-	3.00	3.00	3.00	3.00	-	3.17
Beer (Meta Abo).....	330cc	3.50	3.17	3.50	3.50	3.00	3.00	3.00	3.00	-	3.17
'Tella'.....	Lt	.59	.59	.59	.60	.59	.60	.95	.96	-	.68
'Tej' (Mead).....	Lt	3.52	3.33	-	3.33	2.17	2.44	2.50	2.50	-	2.46
<b>CIGARETTES AND TOBACCO</b>											
<b>CIGARETTES</b>											
Nyala.....	Packet	4.00	4.00	4.00	4.00	3.00	4.00	4.00	4.00	4.00	4.00
Gissila.....	Packet	-	-	-	-	-	-	1.72	-	-	-
Rothmans.....	Packet	10.00	10.00	10.00	10.00	7.93	10.00	9.33	10.00	10.00	10.00
<b>TOBACCO</b>											
'Gaya'.....	Kg	-	-	-	-	18.75	16.11	8.00	6.25	9.17	-
<b>CLOTHING AND FOOT WEAR</b>											

Table 2 : Average Retail Price of Goods and Services by Region and Selected Market Places - Group 2 Market Places (Cont'd)

February 2004  
Yekatit 1996

ITEM	UNIT	R E G I O N   A N D   M A R K E T   P L A C E S									
		A M H A R A									
		Chuahit	Gondar	Esete	Debre- Tabor	Kobo	Weldiya	Kombolcha	Dessie	Shewa- Robit	Debre- Birhan
P R I C E   I N   B I R R											
<b>CLOTHING</b>											
Abujedid(Akaki/Bahir Dar)91cm. Meter	3.42	3.83	4.50	-	4.00	-	4.00	-	3.50	-	
Abujedid(Komb./Arba Minch.)150cm Meter	-	5.17	5.33	5.83	5.00	5.00	5.00	4.50	7.00	5.50	
Khaki(S-10,000 Twil)110cm..... Meter	-	-	6.58	10.33	-	5.25	-	-	-	-	
Khaki(Akaki)91cm..... Meter	-	-	5.17	-	-	-	-	-	-	-	
Wool-England 100%..... Meter	-	-	-	-	-	-	166.67	-	-	-	
Tetron(Arba Minch)..... Meter	-	27.00	-	13.83	-	30.00	27.00	-	-	17.50	
Poplin(Dire Dawa)105cm..... Meter	5.00	6.00	-	7.00	5.00	7.33	6.00	5.00	6.00	-	
Poplin(Komb./Arba Minch)150cm. Meter	-	12.33	10.00	11.67	6.00	10.00	10.00	9.00	10.50	10.33	
Nylon(Mojo)..... Meter	6.33	10.67	8.00	10.00	-	5.00	9.33	-	-	9.67	
Polyster(Arba Minch/Awasa).... Meter	-	-	-	10.33	-	-	-	-	-	-	
Jersi..... Meter	-	-	-	-	12.00	17.00	-	-	-	-	
Cotton..... Kg	4.00	4.00	4.50	4.17	6.25	5.83	5.17	6.13	5.31	5.50	
Hisufi .....Meter	-	-	-	-	-	-	-	-	-	-	
Kefay ..... Meter	22.00	-	-	-	-	-	26.33	-	-	35.00	
<b>COST OF TAILORING</b>											
Woolen Suit (Men)..... No	-	230.00	-	-	-	-	233.33	-	-	230.00	
Khaki Suit (Men)..... No	11.00	38.33	23.67	28.33	30.00	25.00	36.67	37.67	-	-	
Khaki Suit (Boys)..... No	7.00	26.67	15.33	15.00	30.00	19.33	25.67	17.67	-	-	
Tateron Suit (Men) ..... No	-	41.67	-	26.67	-	42.67	40.00	-	-	-	
Tateron Suit (Boys) ..... No	-	28.33	-	16.00	-	33.33	30.00	-	-	-	
<b>READY-MADE / FOR ADULTS</b>											
'Netela'..... No	13.67	19.67	19.00	19.67	22.17	28.67	24.67	23.33	-	32.33	
'Gabi'..... No	27.33	38.33	43.00	39.33	44.33	57.33	48.33	50.00	-	68.33	

Table 2 : Average Retail Price of Goods and Services by Region and Selected Market Places - Group 2 Market Places (Cont'd)

February 2004  
Yekatit 1996

		R E G I O N   A N D   M A R K E T   P L A C E S									
ITEM	UNIT	A M H A R A									
		Chuahit	Gondar	Esete	Debre- Tabor	Kobo	Weldiya	Kombolcha	Dessie	Shewa- Robit	Debre- Birhan
		P R I C E   I N   B I R R									
Shirts Long Sleeved (Local).....	No	25.00	32.00	-	-	19.00	-	-	-	-	20.67
Shirts Short Sleeved (Local).....	No	28.00	-	-	-	13.00	-	-	-	-	-
Shirts Long Sleeved (Imported)...	No	-	46.33	45.67	56.67	53.33	51.00	38.67	27.67	41.67	50.00
Shirts Short Sleeved (Imported)..	No	-	34.00	43.33	48.33	44.33	42.67	38.33	43.33	40.00	47.50
Socks (Cotton) Imported.....	Pair	3.50	4.83	5.00	6.33	5.17	5.00	6.00	4.33	4.67	6.33
Sweater (Local) Men.....	No	-	55.33	-	-	-	-	51.67	-	-	21.67
Sweater (Local) Women.....	No	25.00	44.00	-	-	14.00	-	50.00	38.33	-	17.33
Shash (Imported).....	No	7.50	12.67	10.33	12.33	-	14.33	7.00	6.00	8.33	7.33
Singlets (Local) White.....	No	-	10.67	18.33	10.67	-	22.33	10.67	-	-	-
Jeans Trouser.....	No	60.00	66.00	95.00	86.67	83.33	85.00	69.33	75.00	68.33	58.33
Woolen Suit.....	No	-	-	-	-	260.00	-	800.00	-	-	-
'Kemisna Netela'.....	No	60.00	82.33	77.50	126.67	85.00	80.00	123.33	91.67	-	83.33
Sweater-Men (Imported).....	No	-	130.00	110.00	115.00	90.00	85.00	81.67	120.00	35.00	90.00
Sweater-Women (Imported).....	No	-	95.00	69.00	80.00	92.50	55.00	62.67	91.67	90.00	80.00
Nylon Dress.....	No	-	-	33.33	-	29.00	-	-	-	-	-
Tetron Trouser.....	No	-	-	-	-	37.00	-	-	-	-	-
Leather Jacket.....	No	-	330.00	480.00	-	-	300.00	310.00	-	-	460.00
Under Wear China.....	No	11.33	15.33	10.83	11.67	12.00	-	13.83	10.00	12.33	14.00
Deriya .....	NO	-	8.56	-	11.22	-	-	9.00	8.33	-	9.78
Polyester Suit.....	No	-	-	-	-	-	-	-	-	-	-
Khaki Short .....	No	-	10.33	9.67	12.33	14.00	7.67	-	-	-	-
T-Shirts .....	No	13.67	32.33	20.33	33.33	31.67	32.67	25.33	30.00	26.67	27.67
Jogging Suit(sport tuta) .....	No	-	75.33	93.33	101.67	105.00	75.00	78.33	95.00	-	81.25
Khaki Jacket .....	No	-	91.67	-	126.67	106.67	91.67	103.33	115.00	-	85.00
Geldem .....	No	-	-	-	-	121.67	42.67	31.33	36.00	28.67	16.33

Table 2 : Average Retail Price of Goods and Services by Region and Selected Market Places - Group 2 Market Places (Cont'd)

February 2004  
Yekatit 1996

		R E G I O N   A N D   M A R K E T   P L A C E S									
ITEM	UNIT	A M H A R A									
		Chuahit	Gondar	Esete	Debre-Tabor	Kobo	Weldiya	Kombolcha	Dessie	Shewa-Robit	Debre-Birhan
P R I C E   I N   B I R R											
<b>READY-MADE / FOR CHILDREN</b>											
Sweater (Local) for Boys.....	No	-	-	-	-	-	-	32.67	-	-	9.67
Socks (Imported) Cotton.....	Pair	2.50	2.83	3.33	3.67	-	2.83	3.00	3.67	3.00	3.00
Jeans Trouser.....	No	-	-	-	-	-	-	-	-	-	47.50
Shirt Long Sleeved(Imported)Boys. No		-	26.00	-	-	-	-	23.00	18.33	17.50	-
Sweater (England) for Girls.....	No	-	-	-	-	-	-	-	-	-	-
Short for Boys.....	No	-	7.67	7.33	-	-	6.00	-	-	-	-
Kemise(for children) .....	No	40.00	67.67	47.67	55.00	47.50	55.00	81.67	75.00	40.00	63.33
<b>FOOTWEAR (MEN AND WOMEN)</b>											
Anbessa Leather Shoes Men(Local)Pair		-	103.33	91.67	155.00	76.67	85.00	68.33	73.33	60.00	78.33
Leather Shoes Men (Croft).....	Pair	-	145.00	115.00	105.00	143.33	131.67	148.33	126.67	83.33	93.33
Walking Shoes(Imp.) Non-Leather Pair		-	108.33	80.00	93.33	100.00	80.00	75.00	95.00	-	80.00
Canvas Shoes (Local) Men.....	Pair	22.00	20.33	21.33	21.33	-	-	23.33	-	-	26.67
Canvas Shoes (China) Men.....	Pair	-	25.00	-	24.67	-	25.33	24.00	26.33	-	24.67
Plastic Shoes (Local) Women....	Pair	5.33	6.00	6.17	6.00	7.00	7.00	6.00	6.17	7.00	9.67
Slippers Sponge Adult (China)..	Pair	6.33	5.00	7.50	7.67	8.00	7.83	6.83	7.00	-	-
Boots for Men Plastic (Local)..	Pair	-	39.67	50.00	44.33	-	-	37.50	-	-	40.67
Sendel Plastic Shoes (Imp.)....	Pair	-	10.00	-	9.00	-	-	-	-	-	-
Cost of Mending Shoes sole(Men).Pair		-	30.00	-	-	-	21.00	20.67	20.00	15.00	27.33

Table 2 : Average Retail Price of Goods and Services by Region and Selected Market Places - Group 2 Market Places (Cont'd)

February 2004  
Yekatit 1996

ITEM	UNIT	R E G I O N   A N D   M A R K E T   P L A C E S									
		A M H A R A									
		Chuahit	Gondar	Esete	Debre-Tabor	Kobo	Weldiya	Kombolcha	Dessie	Shewa-Robit	Debre-Birhan
		P R I C E   I N   B I R R									
<b>CONSTRUCTION MATERIALS, WATER, AND FUEL AND POWER</b>											
<b>CONSTRUCTION MATERIALS</b>											
Cement/Bag/(Local).....	50Kg	-	44.83	50.00	-	42.00	40.00	38.67	37.50	38.50	36.00
Lime.....	Kg	-	1.29	-	-	-	-	.99	.97	.82	-
Nail (7cm - 12cm).....	Kg	7.33	8.00	8.00	7.00	6.83	8.00	7.00	8.00	7.00	7.00
Nail With Cape.....	Kg	-	10.00	-	9.67	-	10.00	9.00	10.00	9.00	9.00
Corrugated Iron Sheet (.2mm).....	No	29.00	23.33	29.67	39.00	28.50	30.67	28.75	27.50	-	-
Wood for House Construction('Atana')..	No	-	7.50	-	-	-	7.67	7.50	6.33	-	6.67
Wall Paints-Super (Fluid) Normal.....	4Kg	-	57.67	-	-	52.00	55.33	49.33	53.67	52.00	54.00
Wall Paints-Super (Fluid) Plastic.....	4Kg	-	90.00	-	-	-	-	85.00	85.00	-	86.83
Coarse Aggregate Gravel.....	Meter Cube	-	-	-	-	-	-	86.67	-	-	-
Hollow Concrete Block(20x20x40 cm Cube)	No	-	3.25	-	-	-	2.50	3.00	-	2.00	2.50
Bricks (25cm x 12cm x 6cm).....	No	-	-	-	-	-	-	-	-	-	-
Floor Board 4m Length.....	No	-	69.00	-	66.00	47.00	-	-	60.00	-	-
Iron Pipe 6mt. (1/2 inch Wide) Local..	No	-	51.00	-	45.00	45.00	42.33	56.00	-	-	78.00
Chipwood (125cm x 250cm x 8mm).....	No	-	85.00	-	-	-	-	68.83	75.00	-	70.00
Sand.....	Meter Cube	-	-	-	-	-	50.00	68.33	50.00	-	120.00
Gutter N <sup>o</sup> 32.....	Meter	-	-	-	-	-	-	18.00	23.00	-	-
Window Glass (50cm x 50cm x 3mm).....	No	-	-	-	-	-	42.50	13.82	12.50	-	15.00
Water Tanker (1meter cube).....	No	-	-	-	-	-	-	850.00	750.00	-	-
Stone for House Construction..	Meter Cube	-	-	-	-	-	30.00	53.33	55.00	-	28.00
Mega Paints.....	4Kg	-	58.67	-	56.00	52.00	56.67	49.33	54.00	-	-
Tseday Paints.....	4Kg	-	58.67	-	-	-	-	-	-	-	-
"Yewellel Nitaf"(Tile).....	No	-	3.23	-	-	-	-	-	-	-	-
<b>WATER</b>											
Water.....	Meter Cube	7.50	7.50	7.67	8.33	3.83	1.89	13.87	7.33	3.30	1.60

Table 2 : Average Retail Price of Goods and Services by Region and Selected Market Places - Group 2 Market Places (Cont'd)

February 2004  
Yekatit 1996

R E G I O N   A N D   M A R K E T   P L A C E S											
ITEM	UNIT	A M H A R A									
		Chuahit	Gondar	Esete	Debre-Tabor	Kobo	Weldiya	Kombolcha	Dessie	Shewa-Robit	Debre-Birhan
P R I C E   I N   B I R R											
<b>FUEL AND POWER</b>											
Fire Wood.....	Meter Cube	-	62.93	43.29	32.51	78.70	25.67	-	-	83.61	100.84
Charcoal.....	Kg	-	1.09	.74	.59	1.56	.98	1.75	.94	.92	1.12
Dung Cake.....	Kg	.20	.27	.14	.31	-	-	-	.20	-	.45
Kerosine.....	Lt	-	2.10	2.67	2.03	1.94	1.92	1.87	1.86	-	1.96
Diesel.....	Lt	2.87	2.80	2.82	2.75	2.66	2.64	2.59	2.58	-	2.68
Electric.....	K.Watt	.27	.29	-	.29	-	.27	.27	.27	.27	.27
Matches.....	Box	.25	.25	.25	.20	-	.25	.20	.20	.20	.20
Candles.....	No	.97	1.00	1.00	1.00	.63	1.00	.75	.75	.75	.75
Buthane Gas (Shell).....	12.5 Kg	-	-	-	-	-	-	-	-	-	-
Eveready Drycell.....	No	1.67	1.75	1.75	1.75	1.75	1.75	1.71	1.75	1.75	1.75
<b>FURNITURE, FURNISHING, HOUSEHOLD EQUIPMENT AND OPERATION</b>											
<b>CHAIRS, TABLES, ETC.</b>											
Table Wanza (Machine made) Varnished..	No	-	270.00	-	343.33	190.00	283.33	383.33	130.00	175.00	416.67
Table Wanza (Hand made) Not Varnished..	No	-	216.67	-	-	-	183.33	-	-	-	-
Chairs Wanza (Machine Made) Varnished..	No	-	121.67	-	101.67	45.00	95.00	55.00	43.33	60.00	91.67
Chairs Wanza (Hand Made) Varnished....	No	-	98.33	-	-	-	-	-	-	-	91.67
Cupboard Wanza (2 doors) Varnished....	No	-	976.67	-	1000.00	725.00	1216.67	933.33	983.33	950.00	950.00
Double Bed Wanza (120cm) Varnished....	No	-	593.33	-	433.33	716.67	683.33	650.00	483.33	575.00	666.67
Sofas (Complete).....	No	-	3450.00	-	2933.33	-	1933.33	2350.00	2233.33	2500.00	2333.33
Book Shelves Wanza (3 Shelves) no Door	No	-	263.33	-	-	323.33	283.33	383.33	260.00	325.00	383.33
Chest of Drawer .....	No	-	-	-	-	383.33	733.33	600.00	400.00	500.00	-
<b>FURNISHINGS &amp; REPAIRS</b>											
Bed Sheet (Non-Patterned Bahir Dar)	Pair	-	40.67	45.33	42.67	-	54.33	50.00	-	40.00	48.67

Table 2 : Average Retail Price of Goods and Services by Region and Selected Market Places - Group 2 Market Places (Cont'd)

February 2004  
Yekatit 1996

ITEM	UNIT	R E G I O N   A N D   M A R K E T   P L A C E S									
		A M H A R A									
		Chuahit	Gondar	Esete	Debre-Tabor	Kobo	Weldiya	Kombolcha	Dessie	Shewa-Robit	Debre-Birhan
		P R I C E   I N   B I R R									
Bed Sheet(Patterned Kombolcha)											
1.90m x 2.50m.....	Pair	-	60.67	80.00	73.33	-	91.67	81.33	84.00	82.50	84.33
Bed Cover(Patterned Kombolcha).....	No	-	76.67	50.00	-	-	63.33	28.67	-	-	-
Blanket Woolen(Debre B.)160cm x 220cm.	No	-	75.33	80.00	86.67	80.00	88.33	76.33	75.00	-	77.00
Mattress-Sponge (A.A Foam) 120cm.....	No	-	313.33	280.00	300.00	350.00	328.33	293.33	305.00	-	323.33
Towel-Local (Kombolcha).....	No	-	-	10.33	-	13.00	-	15.00	-	-	19.00
<b>EARTHEN WARE</b>											
Water Pot.....	No	-	10.67	3.08	3.83	7.00	5.33	-	-	-	6.17
'Jebena' Medium Size.....	No	2.50	2.42	-	1.50	2.17	2.83	2.50	3.00	2.50	1.50
'Mitad' (Griddle of Clay).....	No	7.00	10.33	-	7.67	10.67	10.00	14.67	13.33	17.67	14.67
Local Stove '(Lakech).....	No	-	6.17	-	6.67	-	7.67	-	10.33	5.00	6.17
Cup for Coffee (China).....	No	1.15	.87	1.25	1.00	1.25	1.25	1.00	1.00	1.08	1.00
Plate Clay (imported).....	No	3.00	3.33	4.33	4.67	-	3.67	4.50	-	4.00	3.67
<b>STRAW, BAMBOO AND OTHERS</b>											
'Sefed'.....	No	-	3.50	2.33	3.17	10.00	5.33	7.67	8.67	8.17	6.33
Sack 100Kg Capacity.....	No	-	4.00	-	-	3.00	-	-	-	-	-
<b>METAL WARE</b>											
Cooking Pan Medium (Local).....	No	14.33	-	13.17	16.67	-	21.33	14.50	-	21.67	20.33
Tray (Nickel) Medium N° 45 Local.....	No	-	-	-	-	-	-	-	-	-	-
Electric 'Mitad' Aluminium.....	No	-	475.00	-	-	-	-	310.00	350.00	-	-
Gas Stove (Kerosine) China.....	No	37.00	37.33	39.67	42.50	-	37.67	37.50	37.00	36.50	35.33
Refrigerator.....	No	-	3050.00	-	-	-	-	3933.33	-	-	-

Table 2 : Average Retail Price of Goods and Services by Region and Selected Market Places - Group 2 Market Places (Cont'd)

February 2004  
Yekatit 1996

ITEM	UNIT	R E G I O N   A N D   M A R K E T   P L A C E S									
		A   M   H   A   R   A									
		Chuahit	Gondar	Esete	Debre-Tabor	Kobo	Weldiya	Kombolcha	Dessie	Shewa-Robit	Debre-Birhan
		P R I C E   I N   B I R R									
<b>PLASTIC WARE (LOCAL MADE)</b>											
Jerrycan (20 Litres).....	No	21.50	20.33	25.67	-	22.00	19.00	20.67	-	23.33	20.33
Bucket (20 Litres).....	No	10.67	15.33	16.17	14.33	14.00	13.83	18.33	15.00	14.67	13.33
<b>GLASS WARE</b>											
Glass for Tea (Duralax).....	No	-	3.08	3.00	3.00	3.00	2.50	3.00	3.25	3.00	3.00
<b>OTHER HOUSEHOLD EQUIPMENT</b>											
Kerosine Lamp.....	No	14.33	23.00	15.50	24.33	22.67	22.00	18.50	16.67	21.50	15.33
'Kuraz' Small Local Kerosine Lamp.....	No	1.12	1.42	1.00	1.00	1.13	1.00	1.00	-	-	2.00
Flash Light.....	No	6.83	6.50	6.33	6.67	6.50	6.17	5.67	6.00	6.00	6.50
Electric Bulb Philips(40/60 Watt).....	No	2.00	2.33	-	2.00	2.50	2.00	1.75	2.00	2.00	2.00
<b>HOUSEHOLD OPERATION</b>											
Hard Soap (Local).....	200gm	2.00	1.33	1.82	1.77	1.52	2.00	1.67	1.33	-	2.00
Hard Soap (Imported).....	200gm	3.00	2.00	1.60	1.74	2.09	2.62	2.05	2.00	2.00	1.57
Detergent (Omo).....	50gm	.50	.63	.63	1.17	1.28	1.00	.77	.50	.50	.50
Incense.....	Kg	6.00	20.67	25.00	6.50	5.88	17.00	22.00	18.67	-	7.64
Sandal Wood.....	No	.20	-	-	.28	.25	.25	-	.25	-	.25
Toilet Paper (Mamko).....	Roll	3.00	3.00	3.08	3.17	3.00	2.97	3.00	3.00	3.00	3.00
<b>DRY CLEANING</b>											
Dry Cleaning (Suit Men).....	No	-	13.33	-	-	-	15.00	16.00	15.00	-	16.00

Table 2 : Average Retail Price of Goods and Services by Region and Selected Market Places - Group 2 Market Places (Cont'd)

February 2004  
Yekatit 1996

ITEM	UNIT	R E G I O N   A N D   M A R K E T   P L A C E S									
		A M H A R A									
		Chuahit	Gondar	Esete	Debre-Tabor	Kobo	Weldiya	Kombolcha	Dessie	Shewa-Robit	Debre-Birhan
		P R I C E   I N   B I R R									
<b>DOMESTIC SERVICE</b>											
Maid Servant.....	Month	14.00	28.33	13.33	14.00	38.33	40.00	43.33	35.00	28.33	28.33
Unskilled Service (Daily Laborer)....	Day	7.00	7.67	7.00	3.67	7.00	6.33	7.67	8.00	7.00	7.00
Salary for Guard .....	Month	-	70.00	-	-	33.33	45.00	48.33	40.00	40.00	50.00
<b>MEDICAL CARE</b>											
Ampicillin(250 mg) Local.....	56 Caps	16.80	15.87	18.20	-	19.07	16.80	14.87	13.27	14.00	19.60
Dichlorophine(500 mg) Local.....	6 Pills	-	1.80	-	-	2.00	-	-	-	-	-
Tetracycline(250mg) Local.....	56 Caps	8.03	6.91	-	8.70	10.67	8.40	9.33	7.93	8.40	8.40
Penicillin Injection(4 Mu. Local). Bottle		3.73	3.87	4.25	4.30	4.33	3.67	3.58	4.00	3.83	3.75
Chloramphenicol(250mg) Local.....	56 Caps	-	12.88	-	11.76	-	14.00	11.20	11.60	11.20	11.20
Dipron(500mg) Local.....	20 Pills	-	-	-	-	4.00	-	-	-	-	-
Cough Syrup (Berantine) Local.....	125cc	8.40	8.97	7.75	8.00	9.00	5.97	7.00	-	-	6.00
Bactrim(480mg) Local.....	30 Pills	6.00	-	9.00	-	8.25	-	4.75	5.07	6.00	-
Vermox(100mg) Local.....	12 Pills	2.36	.90	2.00	-	2.00	-	-	-	1.90	-
Mezel(250mg) Local.....	30 Caps	4.80	4.20	4.50	4.25	5.67	6.00	3.97	3.50	4.50	3.60
Asprin (300 mg) Local.....	20 Pills	1.60	1.27	1.60	1.50	2.00	3.00	1.67	2.00	1.44	2.00
<b>OTHER MEDICAL EXPENSES</b>											
Doctor's Fee (Government).....	per visit	-	4.00	5.00	2.00	1.00	2.00	1.50	1.00	-	2.00
Doctor's Fee (Private).....	per visit	-	5.00	-	5.00	-	15.00	20.00	10.00	-	8.33
Injection (Service Charge).....	Once	-	2.00	-	1.00	1.00	1.00	1.00	1.00	-	1.00
Labratory Test Fee (Private).....	Once	-	6.33	-	5.00	-	5.00	5.00	5.00	-	5.00
Bed Charge (gov.).....	per day	-	6.00	4.00	3.00	-	6.00	2.50	2.00	-	3.00

Table 2 : Average Retail Price of Goods and Services by Region and Selected Market Places - Group 2 Market Places (Cont'd)

February 2004  
Yekatit 1996

ITEM	UNIT	R E G I O N   A N D   M A R K E T   P L A C E S									
		A   M   H   A   R   A									
		Chuahit	Gondar	Esete	Debre-Tabor	Kobo	Weldiya	Kombolcha	Dessie	Shewa-Robit	Debre-Birhan

P R I C E   I N   B I R R

**TRANSPORT AND COMMUNICATION**

**TRANSPORT**

Benzene..... Lt	-	4.40	4.48	-	4.30	4.28	4.32	4.33	-	4.42
Motor Oil (Mobil)..... Lt	-	19.75	-	19.70	19.90	17.62	19.75	19.60	-	19.75
Car Washing and Greasing..... No	-	26.33	-	-	-	40.00	27.33	35.00	-	25.00
Bus Fare (per km)..... Tarif	.12	.10	-	.11	.10	.12	1.02	.15	.11	.10
Bus Fare (within Town) ..... Trip	-	.50	-	-	-	-	-	-	-	-
Taxi Fare ..... Trip	-	1.00	-	-	-	.50	.50	.50	1.00	.50
Air Plane (To Addis Ababa) ..... Trip	-	362.80	-	-	-	-	223.00	-	-	-
Animal Transport fare..... Trip	-	-	23.33	-	-	-	-	-	-	-
Cart Fare..... Trip	-	.50	-	.50	-	.75	.50	.50	.50	.50
Train Fare ..... Trip	-	-	-	-	-	-	-	-	-	-
Service Charge (Motor oil change)... Once	-	-	-	-	-	-	-	-	-	-

**COMMUNICATION**

Telephone Charge (with town).....Period	-	.20	-	.20	-	.20	.20	-	-	.20
Telephone Charge to Addia Ababa.....Period	3.75	3.65	3.25	3.25	3.25	2.50	1.15	-	-	2.05
Telephone Line Installation Charge.. Once	355.75	355.75	355.75	355.75	355.75	355.75	355.75	355.75	355.75	355.75

**ENTERTAINMENT AND EDUCATION**

**EQUIPMENT AND ACCESSORIES**

T.V. Set Philips 21 inch(Colored)..... No	-	3216.67	-	-	-	3515.00	3150.00	3000.00	-	3200.00
Cassette Recorded Original(Local Music)No	-	10.00	-	10.00	10.00	13.00	11.00	10.00	-	10.00
Radio Set Philips 3 Band..... No	-	136.67	65.00	-	-	166.67	158.33	160.00	-	173.33
Tape Recorder National (2 Speaker).... No	200.00	485.00	290.00	180.00	150.00	-	480.00	230.00	-	223.33
Expense for Photograph(Passport size)4Pho	-	3.00	4.00	4.00	4.00	3.00	3.00	3.00	-	5.33

Table 2 : Average Retail Price of Goods and Services by Region and Selected Market Places - Group 2 Market Places (Cont'd)

February 2004  
Yekatit 1996

ITEM	UNIT	R E G I O N   A N D   M A R K E T   P L A C E S									
		A M H A R A									
		Chuahit	Gondar	Esete	Debre-Tabor	Kobo	Weldiya	Kombolcha	Dessie	Shewa-Robit	Debre-Birhan
		P R I C E   I N   B I R R									
Newspaper (Addis Zemen).....	No	-	-	-	-	-	-	.50	.50	-	.50
Theater Entrance Fee .....	Once	-	-	-	-	-	-	10.00	10.00	-	-
<b>EDUCATION</b>											
Exercise Book (50 Leaves) Local.....	No	-	1.77	1.65	1.73	1.77	1.87	1.72	1.55	1.75	1.60
Pencil (China).....	No	.23	.20	.25	.25	.25	.25	.25	.20	.25	.25
Ball Point-Bic England.....	No	.97	1.00	.90	1.10	1.00	1.00	1.00	1.00	1.00	1.00
Day School Fee-Public(Grade 7 & 8)..	Month	-	-	-	-	-	-	-	-	-	-
Day School Fee-Private(Grade 9-12)..	Month	-	-	-	-	-	-	-	-	-	-
Night School Fee-Government(Gr.9-12)	Month	-	14.50	-	21.00	25.00	-	21.00	22.00	-	20.50
School Uniform Fee .....	No	-	-	-	51.67	-	54.00	57.33	38.00	-	-
Night School Fee-Private(Grade9-12)..	Month	-	-	-	-	-	-	-	-	-	-
<b>PERSONAL CARE AND EFFECTS</b>											
<b>PERSONAL CARE</b>											
Lux Toilet Soap.....	90gm	2.00	2.25	2.25	2.25	2.25	2.25	1.97	1.91	2.25	2.16
Blade-TOPAZ.....	No	.23	.25	.25	.27	.28	.27	.28	.25	.25	.25
Hair Dressing (Traditional).....	No	1.50	1.83	.83	1.17	2.00	4.00	2.00	1.50	-	-
Hair Dressing (Modern).....	No	-	5.33	6.00	5.67	5.00	6.00	8.00	8.00	-	7.00
Barbery (Mens Hair Cut).....	No	1.83	3.33	1.50	3.67	2.00	3.00	4.00	3.33	2.00	2.67
Paraffin Hair Oil.....	330cc	7.83	7.50	8.00	8.33	8.80	7.67	7.17	8.00	7.17	7.50
Zenith Hair Oil.....	330cc	7.83	12.10	4.40	7.50	8.80	8.00	7.00	7.50	4.90	8.00
Shaving Machine (medium) .....	No	-	43.00	-	43.33	1.00	-	10.00	-	-	8.00
Perfume .....	CC	-	26.33	25.00	26.67	31.00	28.00	-	21.67	29.33	-
<b>PERSONAL EFFECTS</b>											
Umbrella-Men Medium (Local).....	No	14.75	22.33	19.17	24.67	-	17.67	21.00	18.67	18.67	20.67

Table 2 : Average Retail Price of Goods and Services by Region and Selected Market Places - Group 2 Market Places (Cont'd)

February 2004  
Yekatit 1996

ITEM	UNIT	R E G I O N   A N D   M A R K E T   P L A C E S									
		A M H A R A									
		Chuahit	Gondar	Esete	Debre-Tabor	Kobo	Weldiya	Kombolcha	Dessie	Shewa-Robit	Debre-Birhan
		P R I C E   I N   B I R R									
Umbrella-Women Medium (Imported)..... No	15.67	23.67	24.00	19.33	19.33	19.67	18.33	22.33	18.00	15.33	
Hand Bag (Imported Synthetic)..... No	-	46.33	-	50.00	-	-	61.67	115.00	-	76.67	
Belt (Local) Machine Made..... No	-	15.33	11.50	23.00	-	8.67	11.33	6.00	-	6.00	
Belt (Local) Hand Made..... No	-	-	3.17	-	-	1.00	2.67	1.00	-	-	
<b>JEWELLERY</b>											
Seiko-21 Jewels Automatic (Men)..... No	-	320.00	-	-	-	323.33	-	-	-	400.00	
Seiko-21 Jewels Automatic (Women)..... No	-	300.00	-	-	-	266.67	-	-	-	-	
Earrings (4gm 18 carat Local)..... Pair	-	413.33	-	-	360.00	240.00	320.00	360.00	380.00	350.00	
Neck Laces (6gm 21 carat Imported).... No	-	670.00	-	-	660.00	540.00	650.00	660.00	-	-	
Rings (4gm 18 carat Local)..... No	-	413.33	-	-	360.00	240.00	320.00	360.00	380.00	360.00	
Bracelet 20gm (18 carat Local)..... No	-	-	-	-	1800.00	1200.00	1600.00	1800.00	-	1800.00	
<b>LIVESTOCK AND DRAUGHT ANIMALS</b>											
<b>LIVESTOCK</b>											
Sheep (10-15Kg)..... No	140.00	146.67	103.33	105.00	100.00	120.00	90.67	95.00	95.67	85.00	
Goat (10-15Kg)..... No	101.67	131.67	75.00	88.33	105.00	90.00	75.00	80.00	53.33	67.50	
Heifer (2-4 Years)..... No	276.67	470.00	476.67	300.00	540.00	276.67	390.00	410.00	386.67	383.33	
Cow (4 Years and Above)..... No	513.33	863.33	776.67	483.33	698.33	576.67	623.33	666.67	583.33	625.00	
Bull (2-4 Years)..... No	465.00	530.00	543.33	383.33	630.00	376.67	435.00	395.00	333.33	675.00	
Ox (4 Years and Above)..... No	836.67	926.67	800.00	850.00	818.33	840.00	873.33	950.00	993.33	1026.67	
Hen (Indigenous)..... No	10.33	8.67	6.00	7.67	6.00	9.00	10.00	11.00	9.00	10.67	
Cock (Indigenous)..... No	15.33	15.00	6.83	11.33	8.17	7.00	11.67	12.00	13.33	15.33	
<b>DRAUGHT ANIMALS</b>											
Donkey..... No	-	335.00	206.67	190.00	195.00	203.33	143.33	-	216.67	280.00	
Horse..... No	-	-	543.33	-	-	-	570.00	-	-	650.00	

Table 2 : Average Retail Price of Goods and Services by Region and Selected Market Places - Group 2 Market Places (Cont'd)

February 2004  
Yekatit 1996

R E G I O N   A N D   M A R K E T   P L A C E S											
ITEM	UNIT	A   M   H   A   R   A									
		Chuahit	Gondar	Esete	Debre-Tabor	Kobo	Weldiya	Kombolcha	Dessie	Shewa-Robit	Debre-Birhan
Mule.....	No	-	-	993.33	1000.00	-	1183.33	1026.67	-	-	-
P R I C E   I N   B I R R											
<b>FARM EQUIPMENT (INDUSTRIAL PRODUCT)</b>											
Sickel.....	No	-	17.00	7.00	10.00	-	-	12.67	10.00	-	15.33
Pick Axe ('Doma').....	No	-	20.67	12.33	19.00	-	12.33	19.00	20.00	-	19.50
'Gejera'.....	No	-	20.00	-	26.33	-	15.67	17.00	20.00	-	-
<b>FARM EQUIPMENT (HAND MADE)</b>											
'Mofer'.....	No	-	-	3.50	3.75	-	22.33	16.00	18.00	30.67	-
'Kember'.....	No	-	-	3.92	6.00	10.67	-	-	6.33	9.33	-
'Digr'.....	No	-	-	2.17	4.00	1.75	8.17	2.67	1.00	1.67	-
Plough.....	No	31.00	33.67	24.67	-	22.00	17.67	23.67	19.33	18.67	17.33
Sickel.....	No	-	1.83	1.92	-	2.25	2.00	4.83	3.00	2.00	2.50
'Wegel'.....	No	-	3.17	3.17	-	4.67	3.00	6.67	4.33	4.00	3.00
'Erfe'.....	No	-	-	1.58	-	2.33	1.83	2.83	4.67	1.50	-
<b>MISCELLANEOUS GOODS AND SERVICES</b>											
Coffin (Medium Quality).....	No	-	380.00	-	-	-	283.33	300.00	276.67	-	100.00
Charge for Money order .....	Once	-	-	2.60	-	-	3.00	6.55	2.60	2.65	2.65
Charge for Visa (for person).....	No	-	-	-	-	-	-	-	-	-	-

# **Group 3**

## **Market Places**

(Mota, Debre Markos, Adete, Bahir Dar, Sekota, Amde Werk, Dangla,  
Chagni, Kemise, and Bati.)




Table 3 : Average Retail Price of Goods and Services by Region and Selected Market Places - Group 3 Market Places

February 2004  
Yekatit 1996

ITEM	UNIT	R E G I O N   A N D   M A R K E T   P L A C E S										AMHARA AVERAGE
		A M H A R A										
		Mota	Debre- markos	Adete	Bahir- Dar	Sekota	Amde Work	Danigla	Chagni	Kemise	Bati	

P R I C E   I N   B I R R

## CEREALS UNMILLED

'Teff' White .....	Kg	1.66	2.01	1.64	2.82	2.52	2.48	2.04	2.05	2.15	2.22	2.22
'Teff' Mixed.....	Kg	1.53	1.72	1.65	2.45	2.26	2.44	2.01	1.90	2.01	2.19	2.10
'Teff' Black (Red).....	Kg	1.51	1.77	1.63	2.46	2.38	2.16	1.95	1.67	1.84	2.02	1.99
Wheat White.....	Kg	1.46	1.31	1.32	1.85	2.17	2.23	1.79	1.88	1.80	1.61	1.81
Wheat Mixed.....	Kg	1.46	1.52	1.35	-	-	2.20	-	-	1.80	-	1.81
Wheat Black.....	Kg	1.40	1.48	1.41	2.39	1.60	1.86	1.79	1.97	2.63	1.50	1.87
Barley White.....	Kg	1.33	1.62	1.83	2.18	2.11	1.99	2.31	1.60	2.04	1.90	1.92
Barley Mixed.....	Kg	1.22	1.48	1.69	2.04	1.99	2.03	-	1.56	1.81	1.75	1.74
Barley Black.....	Kg	-	1.61	-	-	2.06	-	2.41	-	1.85	-	1.84
Barley for Beer.....	Kg	-	-	-	-	-	-	-	-	-	-	1.38
Maize.....	Kg	1.14	1.30	1.17	1.21	1.69	1.44	1.01	1.08	1.01	1.08	1.25
Durrah.....	Kg	-	1.26	-	-	1.71	1.88	-	-	1.67	1.63	1.46
Sorghum Yellow.....	Kg	1.58	-	-	-	1.66	1.99	-	-	1.56	1.54	1.58
Sorghum White.....	Kg	1.27	-	-	1.78	1.60	2.01	-	1.53	1.12	1.57	1.52
Sorghum Red.....	Kg	1.14	-	-	-	1.70	2.03	-	-	-	-	1.53
African Millet.....	Kg	1.55	-	1.55	1.68	-	-	1.69	2.01	-	1.52	1.72
Rice.....	Kg	4.17	4.58	4.67	5.00	6.00	6.00	5.00	5.00	4.50	4.83	4.92
Oats.....	Kg	-	2.41	2.33	3.00	-	-	2.68	2.50	-	1.58	2.27
Hulled Barley.....	Kg	2.87	2.21	-	3.66	-	-	-	-	-	-	2.99

## CEREALS MILLED

'Teff' White.....	Kg	-	3.00	-	-	-	-	-	-	-	-	3.18
'Teff' Mixed.....	Kg	-	2.10	-	-	-	-	-	-	-	-	2.50
'Teff' Black (Red).....	Kg	-	2.00	-	-	-	-	-	-	-	-	2.00
Wheat White.....	Kg	-	-	-	3.50	-	-	-	-	-	-	3.50
Wheat Mixed.....	Kg	-	-	-	-	-	-	-	-	-	-	-
Barley White.....	Kg	-	-	-	-	-	-	-	-	-	-	4.67

Table 3 : Average Retail Price of Goods and Services by Region and Selected Market Places - Group 3 Market Places (Cont'd)

February 2004  
Yekatit 1996

R E G I O N   A N D   M A R K E T   P L A C E S												
ITEM	UNIT	A M H A R A									AMHARA AVERAGE	
		Mota	Debre- markos	Adete	Bahir- Dar	Sekota	Ande Work	Danigla	Chagni	Kemise		Bati
P R I C E   I N   B I R R												
Barley Mixed.....	Kg	-	-	-	-	-	-	-	3.00	-	-	3.00
Maize.....	Kg	-	-	-	3.40	-	-	-	-	-	-	3.40
Oats.....	Kg	4.50	-	4.67	4.00	-	6.00	-	5.00	-	-	4.88
Sorghum.....	Kg	-	-	-	-	-	-	-	-	-	-	-
Durrah.....	Kg	-	-	-	-	-	-	-	-	-	-	-
'Furno Duket' Locally Processed..	Kg	4.00	2.57	3.50	3.50	-	5.50	3.75	3.83	3.17	3.17	3.54
<b>PULSES UNMILLED</b>												
Horse Beans.....	Kg	2.10	1.90	2.01	2.30	1.70	1.49	2.23	2.38	1.64	1.59	1.86
Peas White.....	Kg	2.81	-	-	-	1.85	-	-	-	-	-	2.36
Peas Black.....	Kg	-	2.44	2.29	2.22	1.83	1.67	2.81	-	-	-	2.21
Peas Mixed.....	Kg	2.19	1.84	-	-	1.84	1.71	-	2.27	2.04	1.96	2.06
Soya Beans.....	Kg	-	-	-	3.67	-	-	-	-	-	-	3.56
Chick Peas.....	Kg	2.13	2.09	-	2.05	2.53	2.03	2.65	2.38	1.80	1.76	2.03
Lentils.....	Kg	3.04	3.99	4.00	3.67	2.89	2.36	4.00	3.58	3.69	3.22	3.35
Haricot Beans.....	Kg	1.27	3.16	-	3.75	-	-	-	1.96	1.35	-	2.05
Lima Beans.....	Kg	.86	-	-	3.68	1.52	-	-	-	-	1.27	1.70
Vetch.....	Kg	1.68	1.78	-	1.93	-	-	2.04	2.15	1.61	1.79	1.89
Fenugreek.....	Kg	2.47	3.50	2.67	3.14	3.13	3.23	2.70	3.17	2.56	2.53	3.17
<b>PULSES MILLED OR SPLIT</b>												
Horse Beans Milled.....	Kg	-	-	4.57	-	-	-	-	-	3.78	-	4.09
Peas Milled.....	Kg	4.67	6.00	-	6.00	-	-	5.17	4.00	-	-	4.89
Chick Peas Milled.....	Kg	-	-	-	5.00	-	-	-	-	-	-	5.00
Mixed Pulses Milled.....	Kg	4.67	-	6.82	5.00	5.17	-	-	4.00	-	3.07	4.61
Vetch Milled.....	Kg	-	-	-	4.33	-	-	-	-	4.01	-	4.33
Peas Split.....	Kg	-	-	-	4.00	5.00	-	4.17	4.00	4.00	-	4.08
Peas Split(Roasted).....	Kg	4.33	-	4.67	4.00	-	-	-	4.00	-	4.33	4.26

Table 3 : Average Retail Price of Goods and Services by Region and Selected Market Places - Group 3 Market Places (Cont'd)

February 2004  
Yekatit 1996

ITEM	UNIT	R E G I O N   A N D   M A R K E T   P L A C E S										AMHARA AVERAGE
		A M H A R A										
		Mota	Debre- markos	Adete	Bahir- Dar	Sekota	Amde Work	Danigla	Chagni	Kemise	Bati	
P R I C E   I N   B I R R												
Horse Beans Split(Roasted).....	Kg	-	-	-	4.50	-	-	-	4.00	-	-	3.71
Lentils Split.....	Kg	6.00	5.17	5.17	5.67	6.00	-	6.00	5.50	5.00	5.17	5.61
Vetch Split(Roasted).....	Kg	-	-	-	-	-	-	-	-	-	-	2.16
Chick Peas Split(Roasted).....	Kg	-	-	-	4.50	-	-	-	-	-	-	4.50
Fenugreek Milled.....	Kg	8.00	6.00	7.00	7.33	6.00	-	7.00	7.00	5.25	-	6.29
<b>OIL SEEDS</b>												
Niger Seed.....	Kg	3.95	3.71	3.75	4.87	4.76	2.03	3.96	3.53	3.34	4.02	3.84
Linseed White.....	Kg	-	5.77	-	4.36	-	-	-	-	-	-	4.98
Linseed Black.....	Kg	3.57	5.90	3.98	4.32	3.33	3.61	3.96	3.95	3.23	3.94	4.05
Sesame Seed.....	Kg	2.69	-	-	7.60	-	-	-	-	5.10	4.44	5.17
Sunflower.....	Kg	2.43	7.32	-	4.08	1.33	1.74	-	-	3.57	2.43	3.26
Castor Beans.....	Kg	3.00	-	1.86	2.25	-	-	-	2.40	3.90	-	3.38
Rape Seed.....	Kg	2.25	4.36	2.67	2.73	1.50	-	2.74	2.03	2.27	2.28	2.69
Ground Nut Shelled.....	Kg	6.50	5.17	5.67	4.93	-	-	4.83	5.27	5.67	5.25	5.47
<b>PREPARED CEREAL PRODUCTS</b>												
Spaghetti (Local) Without Egg....	Kg	8.00	7.67	7.00	8.00	8.00	8.00	7.00	7.00	7.00	7.33	7.48
Pastini.....	Kg	8.50	-	-	8.50	10.00	-	9.00	9.00	8.00	-	8.66
Macaroni (Local) Without Egg....	Kg	5.67	5.00	5.33	6.50	6.00	6.00	5.67	5.50	5.00	-	5.56
'Fafa' Flour.....	kg	-	9.67	-	9.00	-	-	-	-	-	-	7.92
'Dube' Flour.....	kg	-	5.25	-	-	6.00	5.33	-	-	-	-	4.84
<b>BREAD AND OTHER PREPARED FOODS</b>												
'Enjera' ('Teff' Mixed).....	325gm	.53	.43	.44	.57	1.27	1.30	1.23	.69	.81	.72	.76
'Dabo' (Traditional Ambasha)..	350gm	.59	.71	.49	.36	1.01	1.01	.67	.40	-	-	.67
'Dabo' (Traditional Sheleto)..	350gm	.61	.48	.43	-	.57	-	.54	.34	-	.63	.67

Table 3 : Average Retail Price of Goods and Services by Region and Selected Market Places - Group 3 Market Places (Cont'd)

February 2004  
Yekatit 1996

ITEM	UNIT	R E G I O N   A N D   M A R K E T   P L A C E S										AMHARA AVERAGE
		A M H A R A										
		Mota	Debre- markos	Adete	Bahir- Dar	Sekota	Amde Work	Danigla	Chagni	Kemise	Bati	
P R I C E   I N   B I R R												
Bread Wheat (Bakery).....	350gm	1.00	1.06	-	.93	.82	-	1.14	.92	.88	.91	1.05
Biscuits .....	150gm	2.73	2.00	1.88	2.00	3.41	3.41	2.73	2.73	2.73	2.53	2.95
<b>MEAT</b>												
Beef .....	Kg	12.00	13.00	10.00	16.00	12.00	-	12.00	13.00	14.67	16.50	13.35
Camel Meat .....	Kg	-	-	-	-	-	-	-	-	-	8.45	8.45
<b>FISH AND FISH PRODUCTS</b>												
Fish Fresh.....	Kg	-	-	-	2.10	-	-	-	-	-	-	2.10
Sardines (Imported).....	125gm	-	5.50	-	6.83	6.00	-	-	-	-	-	6.45
<b>DIARY PRODUCTS AND EGG</b>												
Cow Milk (Unpasteurized).....	Lt	2.33	2.27	2.37	1.80	-	-	2.17	2.16	2.86	2.86	2.21
Cow Milk (pasteurized).....	Lt	-	-	-	-	-	-	-	-	-	-	-
Camel Milk.....	Lt	-	-	-	-	-	-	-	-	-	-	-
Goat Milk.....	Lt	-	-	-	-	-	-	-	-	-	-	-
Powdered Milk (Edget).....	450gm	-	-	26.00	-	-	-	25.00	-	-	-	26.95
Yoghurt (Traditional).....	Lt	3.87	3.85	4.62	2.50	-	-	4.00	-	3.47	5.71	3.88
Cheese Cottage.....	Kg	4.00	-	-	7.00	-	-	-	2.32	-	-	3.83
Egg (Traditional).....	Dozen	-	4.53	3.87	5.20	2.60	-	3.43	4.00	3.81	4.00	3.99
<b>OILS AND FATS</b>												
Butter Unrefined.....	Kg	23.00	24.00	22.33	22.00	22.26	20.00	23.00	20.67	22.67	21.60	23.89
Cooking Oil (Imported).....	Lt	11.50	11.11	13.00	11.50	12.00	16.00	11.78	11.33	11.00	12.00	12.38
Cooking Oil (Local).....	Lt	13.00	12.33	12.00	14.00	-	12.00	13.67	14.00	12.00	13.00	13.14

Table 3 : Average Retail Price of Goods and Services by Region and Selected Market Places - Group 3 Market Places (Cont'd)

February 2004  
Yekatit 1996

R E G I O N   A N D   M A R K E T   P L A C E S												
ITEM	UNIT	A M H A R A										AMHARA AVERAGE
		Mota	Debre- markos	Adete	Bahir- Dar	Sekota	Ame Work	Danigla	Chagni	Kemise	Bati	
P R I C E   I N   B I R R												
<b>VEGETABLES AND FRUITS</b>												
<b>VEGETABLES (FRESH)</b>												
Ethiopian Kale.....	Kg	-	.93	.64	1.57	.62	-	1.00	.44	.49	1.21	1.02
Cabbage.....	Kg	2.33	1.97	.95	1.67	1.22	.96	1.34	2.00	.66	1.07	1.34
Lettuce.....	Kg	-	2.57	4.17	1.04	.96	-	-	-	1.03	1.65	1.37
Spinach.....	Kg	1.01	.59	-	2.03	.35	-	-	-	1.26	1.36	1.14
Carrot.....	Kg	3.09	1.73	2.11	2.00	1.96	-	1.24	2.00	1.26	1.18	1.66
Tomatoes.....	Kg	1.61	2.17	1.45	1.50	1.22	1.60	-	1.64	1.16	.89	1.34
Onions.....	Kg	4.00	3.00	2.69	3.00	7.51	6.51	4.00	3.11	4.01	3.32	3.82
Garlics.....	Kg	5.97	5.25	7.38	4.00	6.65	7.90	5.00	4.94	5.77	5.01	5.48
Leaks.....	Kg	-	-	-	-	2.63	2.53	-	-	-	-	2.89
Pepper Green.....	Kg	4.25	4.00	1.79	4.00	2.22	3.58	.98	3.49	4.77	3.02	3.20
Pumpkin.....	Kg	-	-	.28	.60	1.39	.30	-	.62	.32	.50	.45
Green Peas.....	Kg	-	-	-	-	-	-	-	-	-	-	.37
Beet Root.....	Kg	2.86	1.53	1.44	1.50	-	-	1.32	2.00	1.31	.92	1.32
Cauliflower.....	Kg	-	-	-	-	-	-	-	-	-	-	-
<b>FRUITS FRESH</b>												
Banana.....	Kg	2.24	3.00	2.64	3.00	4.43	2.37	2.18	1.35	2.16	3.00	2.71
Orange.....	Kg	2.76	3.50	2.11	3.50	-	-	-	1.74	3.50	2.92	3.03
Lemon.....	Kg	1.11	2.53	2.78	7.22	2.74	1.63	5.32	1.01	1.39	2.70	2.69
Tangerine.....	Kg	-	-	-	-	-	-	-	-	-	-	-
Papaya.....	Kg	1.56	2.26	-	1.50	1.58	1.35	-	1.99	.77	1.67	1.69
Grapes.....	Kg	-	-	-	-	-	-	-	-	-	-	-
Avocado.....	Kg	-	-	-	4.00	-	-	-	-	3.00	3.50	3.29
Mango.....	Kg	3.50	-	-	2.83	-	-	-	-	3.50	3.00	3.23
Cactus.....	Kg	-	-	-	-	-	-	-	-	-	-	-

Table 3 : Average Retail Price of Goods and Services by Region and Selected Market Places - Group 3 Market Places (Cont'd)

February 2004  
Yekatit 1996

ITEM	UNIT	R E G I O N   A N D   M A R K E T   P L A C E S										AMHARA AVERAGE
		A M H A R A										
		Mota	Debre- markos	Adete	Bahir- Dar	Sekota	Ande Work	Danigla	Chagni	Kemise	Bati	
P R I C E   I N   B I R R												
<b>SPICES</b>												
Pepper Whole.....	Kg	6.00	7.42	7.07	7.00	13.04	9.70	7.50	8.17	10.00	9.83	8.77
Black Pepper(Local).....	Kg	2.17	2.18	2.33	3.00	-	-	2.17	3.83	-	-	3.88
Long Pepper(Local).....	Kg	8.00	6.67	7.33	7.33	9.00	18.89	7.33	7.67	-	-	9.60
White Cumin(Bishop's Weed)Local..	Kg	2.50	2.83	2.58	4.83	4.67	4.30	2.17	3.50	4.17	5.67	4.36
Black Cumin(Local).....	Kg	4.08	5.00	4.83	6.67	4.33	10.00	4.00	6.00	5.17	4.92	5.78
Ginger Dry(Local).....	Kg	-	5.08	-	-	5.00	-	-	2.00	3.00	5.67	4.55
Ginger Wet(Local).....	Kg	1.67	2.00	1.58	1.50	1.92	4.55	2.00	1.26	2.00	1.67	2.00
Cloves(Imported).....	Kg	50.00	53.33	43.33	48.33	-	-	37.00	40.00	100.00	-	48.09
Cinnamon(Imported).....	Kg	24.00	24.00	22.67	21.00	20.00	-	22.33	20.00	50.00	21.33	22.47
Cardamon(Local).....	Kg	11.67	10.67	11.33	10.00	10.00	21.67	9.00	9.33	18.89	10.83	12.21
Tumeric Flour(Local).....	Kg	5.00	4.50	5.67	4.67	3.00	-	3.25	4.50	10.00	2.47	4.57
Chillies Whole.....	Kg	-	11.50	-	17.33	-	-	-	-	10.00	7.33	13.80
Basil Dry.....	Kg	4.67	5.50	5.67	4.83	-	5.00	3.33	7.67	20.00	11.78	7.75
<b>POTATOES, OTHER TUBERS AND STEMS</b>												
Potato.....	Kg	1.35	1.25	.90	1.50	1.94	1.73	.81	1.17	1.89	1.71	1.47
Sweet Potato.....	Kg	-	-	-	1.50	-	-	-	.76	.44	.71	.88
'Kocho' (Unprocessed).....	Kg	-	-	-	-	-	-	-	-	-	-	-
'Bula'.....	Kg	-	-	-	-	-	-	-	-	-	-	10.50
<b>COFFEE, TEA, CHAT AND BUCK-THORN LEAVES</b>												
Tea Leaves(Local).....	100gm	2.00	2.00	2.00	2.00	2.00	2.00	2.00	2.00	2.00	2.00	1.95
Coffee Whole.....	Kg	-	-	-	-	-	-	-	-	4.17	3.19	3.16
Coffee Beans.....	Kg	9.33	12.00	8.83	13.00	7.90	6.67	13.00	10.67	9.67	10.33	10.07
Coffee Leaves.....	Kg	-	-	-	-	-	-	-	-	-	-	-
Buck Thorn Leaves.....	Kg	3.20	3.30	2.97	3.23	6.98	5.00	1.98	3.63	3.18	3.49	3.16

Table 3 : Average Retail Price of Goods and Services by Region and Selected Market Places - Group 3 Market Places (Cont'd)

February 2004  
Yekatit 1996

R E G I O N   A N D   M A R K E T   P L A C E S												
ITEM	UNIT	A M H A R A										AMHARA AVERAGE
		Mota	Debre- markos	Adete	Bahir- Dar	Sekota	Amde Work	Danigla	Chagni	Kemise	Bati	
P R I C E   I N   B I R R												
'Chat'.....	Kg	60.00	23.06	43.33	40.00	19.48	-	20.00	38.33	9.08	10.98	28.49
Malt-Barley.....	Kg	2.05	-	-	3.85	4.53	-	3.02	2.21	3.80	3.90	3.14
Malt-Wheat.....	Kg	1.76	4.42	-	-	-	-	-	3.18	4.17	-	3.69
<b>OTHER FOOD ITEMS</b>												
Salt.....	Kg	1.18	1.28	1.32	1.50	2.00	2.01	1.37	1.50	.99	.97	1.33
Sugar.....	Kg	6.00	5.42	5.50	5.60	6.00	7.17	5.83	6.00	5.67	5.67	5.79
Honey.....	Kg	12.17	11.33	12.00	12.00	12.83	13.17	11.33	10.00	18.33	14.33	13.16
Canned Tomato (Local).....	410gm	8.19	6.50	8.59	6.00	8.79	-	6.00	6.17	6.00	7.03	6.90
<b>FOOD TAKEN AWAY FROM HOME</b>												
Cup of Tea.....	No	.27	.50	.25	.43	.43	.30	.50	.43	.47	.30	.38
Cup of Coffee.....	No	.70	.93	.80	.93	1.00	-	1.00	1.00	.93	.77	.89
Cup of Milk.....	No	-	.92	.80	.97	1.00	-	1.00	.87	.93	1.00	.89
'Key Wot Yebere'.....	One Meal	-	-	-	6.00	3.00	-	-	5.00	5.00	4.50	4.52
'Key Wot Yebeg/Yefyel'.....	One Meal	5.00	5.00	4.00	6.00	4.33	3.67	5.00	5.00	5.00	5.00	4.97
<b>COST OF MILLING</b>												
Cereals.....	100Kg	7.00	7.67	6.00	10.00	10.00	10.00	7.00	8.33	8.00	7.00	8.50
Pulses.....	100Kg	10.00	8.67	10.00	20.00	10.00	10.00	10.00	20.00	10.00	15.00	14.76
Pepper Whole.....	100Kg	35.00	71.67	50.00	56.67	-	-	50.00	50.00	75.00	50.00	55.00
<b>BEVERAGES - NON ALCOHOLIC</b>												
Ambo Mineral Water.....	500cc	2.50	2.50	2.25	2.17	2.50	-	-	2.50	2.00	2.00	2.26
Bure Mineral Water.....	500cc	-	-	-	-	-	-	-	-	-	-	-
Coca Cola/Fanta.....	300cc	-	2.00	2.00	2.00	2.50	-	2.00	2.00	2.00	2.00	1.99

Table 3 : Average Retail Price of Goods and Services by Region and Selected Market Places - Group 3 Market Places (Cont'd)

February 2004  
Yekatit 1996

R E G I O N   A N D   M A R K E T   P L A C E S												
ITEM	UNIT	A M H A R A										AMHARA AVERAGE
		Mota	Debre- markos	Adete	Bahir- Dar	Sekota	Amde Work	Danigla	Chagni	Kemise	Bati	
P R I C E   I N   B I R R												
Pepsi Cola/Mirinda.....	300cc	2.00	2.00	2.00	2.00	2.50	3.00	2.00	2.00	2.00	2.00	2.05
<b>BEVERAGES - ALCOHOLIC</b>												
Araki (Local).....	900cc	-	22.00	25.00	31.33	23.41	36.33	20.67	26.67	22.00	20.67	24.28
Cognac (Local).....	900cc	-	-	-	-	-	-	-	-	-	-	17.00
Brandy (Local).....	900cc	-	-	-	-	-	-	-	-	-	-	17.00
Gin (Local).....	900cc	19.72	22.00	25.00	30.67	23.41	36.33	20.67	26.67	22.00	20.67	24.28
Saris Wine (Normal).....	750cc	6.83	7.50	7.00	12.00	-	-	14.00	10.67	13.00	9.00	8.90
'Katikalla'.....	Lt	5.33	-	5.56	5.00	10.62	10.00	6.00	6.30	5.56	7.37	7.29
Beer (Bedele).....	330cc	3.50	3.33	3.00	3.50	-	-	3.00	3.00	3.17	-	3.24
Beer (Harar).....	330cc	-	3.33	3.50	3.00	-	-	-	-	3.17	-	3.12
Beer (Meta Abo).....	330cc	3.33	3.33	3.50	3.50	3.50	4.00	3.50	3.50	3.17	3.00	3.32
'Tella'.....	Lt	.59	.71	.61	.50	.68	.56	.56	.65	.53	.95	.66
'Tej' (Mead).....	Lt	2.88	3.85	-	-	2.38	2.63	2.72	3.33	2.03	1.34	2.69
<b>CIGARETTES AND TOBACCO</b>												
<b>CIGARETTES</b>												
Nyala.....	Packet	3.67	4.33	4.00	3.00	4.00	5.00	4.00	4.00	4.00	4.00	3.95
Gissila.....	Packet	-	-	-	-	4.00	-	-	-	-	-	2.29
Rothmans.....	Packet	-	10.00	10.00	7.75	10.00	10.00	-	10.00	10.00	9.67	9.70
<b>TOBACCO</b>												
'Gaya'.....	Kg	-	-	-	-	-	-	-	7.56	6.71	10.74	10.09
<b>CLOTHING AND FOOT WEAR</b>												

Table 3 : Average Retail Price of Goods and Services by Region and Selected Market Places - Group 3 Market Places (Cont'd)

February 2004  
Yekatit 1996

ITEM	UNIT	R E G I O N   A N D   M A R K E T   P L A C E S										AMHARA AVERAGE
		A M H A R A										
		Mota	Debre- markos	Adete	Bahir- Dar	Sekota	Amde Work	Danigla	Chagni	Kemise	Bati	
P R I C E   I N   B I R R												
<b>CLOTHING</b>												
Abujedid(Akaki/Bahir Dar)91cm. Meter	5.00	-	-	3.83	-	5.00	-	-	-	-	4.00	4.03
Abujedid(Komb./Arba Min.)150cm Meter	5.67	5.83	6.17	6.00	4.25	6.00	5.83	6.00	5.33	5.08	5.08	5.53
Khaki(S-10,000 Twil)110cm..... Meter	-	-	-	6.50	-	-	-	-	-	-	-	7.17
Khaki(Akaki)91cm..... Meter	4.75	-	-	5.67	-	-	-	-	-	-	-	5.32
Wool-England 100%..... Meter	-	-	-	-	-	-	-	-	-	-	-	166.67
Tetron(Arba Minch)..... Meter	-	-	-	16.00	12.00	-	14.50	-	-	-	-	20.07
Poplin(Dire Dawa)105cm..... Meter	-	-	-	5.00	-	-	6.00	-	-	5.50	5.50	5.73
Poplin(Komb./Arba Minch)150cm. Meter	8.50	8.00	10.33	10.00	10.00	-	10.00	10.50	10.00	9.33	9.33	9.89
Nylon(Mojo)..... Meter	-	-	6.00	10.67	6.00	7.67	8.00	9.33	10.00	-	-	8.22
Polyster(Arba Minch/Awasa).... Meter	-	-	11.67	10.17	-	13.00	-	-	-	-	-	11.29
Jersi..... Meter	6.50	-	-	-	-	-	-	9.00	-	-	-	11.32
Cotton..... Kg	3.00	6.00	6.00	6.00	-	5.27	5.33	7.72	5.00	7.41	7.41	5.33
Hisufi ..... Meter	-	-	-	12.33	-	-	-	-	-	-	-	12.33
Kefay ..... Meter	14.67	13.33	16.33	17.67	-	20.00	16.00	-	-	-	-	19.52
<b>COST OF TAILORING</b>												
Woolen Suit (Men)..... No	-	250.00	-	243.33	300.00	-	-	215.00	-	-	-	238.82
Khaki Suit (Men)..... No	-	32.33	-	37.67	70.00	31.67	48.33	26.33	-	25.00	-	33.72
Khaki Suit (Boys)..... No	-	25.00	-	17.33	35.00	19.00	38.33	15.00	-	-	-	21.50
Tateron Suit (Men) ..... No	-	35.00	-	47.33	70.00	31.67	58.33	26.33	-	-	-	41.00
Tateron Suit (Boys) ..... No	-	26.67	-	24.00	35.00	18.00	48.33	15.00	-	-	-	27.21
<b>READY-MADE / FOR ADULTS</b>												
'Netela'..... No	25.33	22.33	26.00	22.33	24.33	19.00	16.33	20.33	22.67	20.33	20.33	22.15
'Gabi'..... No	57.00	58.33	53.33	44.67	47.67	37.67	36.67	40.67	57.00	40.67	40.67	46.84

Table 3 : Average Retail Price of Goods and Services by Region and Selected Market Places - Group 3 Market Places (Cont'd)

February 2004  
Yekatit 1996

		R E G I O N   A N D   M A R K E T   P L A C E S										
ITEM	UNIT	A M H A R A									AMHARA AVERAGE	
		Mota	Debre- markos	Adete	Bahir- Dar	Sekota	Amde Work	Danigla	Chagni	Kemise		Bati
		P R I C E   I N   B I R R										
Shirts Long Sleeved (Local).....	No	-	-	-	-	-	-	-	27.33	-	-	25.25
Shirts Short Sleeved (Local).....	No	-	-	-	-	-	-	-	-	-	-	20.50
Shirts Long Sleeved (Imported)....	No	43.33	41.67	40.00	52.67	60.00	-	38.33	39.67	40.00	47.50	45.19
Shirts Short Sleeved (Imported)..	No	40.00	36.67	35.00	58.33	41.67	-	-	37.67	40.00	-	42.02
Socks (Cotton) Imported.....	Pair	5.00	4.50	4.33	8.33	4.67	6.00	4.00	6.83	7.67	5.67	5.41
Sweater (Local) Men.....	No	20.50	-	22.33	42.33	-	-	-	29.00	-	-	35.74
Sweater (Local) Women.....	No	-	-	-	37.67	-	-	-	22.50	-	-	34.00
Shash (Imported).....	No	7.33	5.33	7.00	16.33	7.33	10.67	7.67	8.50	8.33	8.50	9.14
Singlets (Local) White.....	No	-	10.33	8.50	10.00	-	-	10.00	10.00	-	10.33	12.16
Jeans Trouser.....	No	78.33	76.00	76.67	88.33	71.67	93.67	61.67	85.00	83.33	88.33	78.10
Woolen Suit.....	No	-	-	-	-	-	-	-	-	-	-	530.00
'Kemisna Netela'.....	No	58.33	135.00	-	97.33	95.00	113.33	71.67	77.67	116.67	-	94.51
Sweater-Men (Imported).....	No	100.00	100.00	90.00	125.00	93.33	-	90.00	87.50	-	-	98.19
Sweater-Women (Imported).....	No	30.00	121.67	-	58.33	61.67	-	31.67	57.00	-	-	71.82
Nylon Dress.....	No	-	-	-	133.33	-	-	-	-	-	-	69.75
Tetron Trouser.....	No	-	-	-	91.00	-	-	-	-	-	-	77.50
Leather Jacket.....	No	-	355.00	-	516.67	-	-	-	460.00	-	-	386.94
Under Wear China.....	No	10.00	9.67	10.67	11.33	12.00	11.67	10.00	12.00	13.33	13.33	11.86
Deriya .....	NO	-	8.78	8.00	9.55	15.00	-	-	-	-	10.84	9.61
Polyester Suit.....	No	-	-	-	-	-	-	-	-	-	-	-
Khaki Short .....	No	-	8.00	-	5.33	-	-	-	-	10.00	-	9.60
T-Shirts .....	No	20.67	27.67	19.33	48.33	22.00	25.00	16.00	25.00	30.00	18.00	26.28
Jogging Suit(sport tuta) .....	No	60.00	110.00	75.00	138.33	93.33	96.67	70.00	80.00	101.67	72.50	89.92
Khaki Jacket .....	No	-	-	-	128.33	98.33	118.33	85.00	109.33	103.33	96.67	105.20
Geldem .....	No	13.00	26.00	-	12.67	16.00	21.33	-	24.00	15.67	28.50	32.18

Table 3 : Average Retail Price of Goods and Services by Region and Selected Market Places - Group 3 Market Places (Cont'd)

February 2004  
Yekatit 1996

ITEM	UNIT	R E G I O N   A N D   M A R K E T   P L A C E S										AMHARA AVERAGE
		A M H A R A										
		Mota	Debre- markos	Adete	Bahir- Dar	Sekota	Ande Work	Danigla	Chagni	Kemise	Bati	
P R I C E   I N   B I R R												
<b>READY-MADE / FOR CHILDREN</b>												
Sweater (Local) for Boys..... No	8.00	19.33	12.33	4.67	-	-	35.00	10.00	-	-	15.45	
Socks (Imported) Cotton..... Pair	2.83	3.00	3.00	3.67	3.00	-	3.50	3.00	4.33	2.83	3.16	
Jeans Trouser..... No	-	-	-	-	51.67	-	-	-	-	-	50.00	
Shirt Long Sleeved(Imported)Boys. No	16.00	16.67	18.00	29.33	26.33	-	-	-	-	-	21.75	
Sweater (England) for Girls..... No	-	-	-	39.33	-	-	-	-	-	-	39.33	
Short for Boys..... No	-	4.50	-	3.83	-	-	-	-	4.50	-	5.87	
Kemise(for children) ..... No	56.67	26.67	50.00	68.33	48.33	18.33	29.00	33.00	60.00	-	50.76	
<b>FOOTWEAR (MEN AND WOMEN)</b>												
Arbessa Leather Shoes Men(Local)Pair	101.67	108.33	61.67	111.67	58.33	110.00	45.00	61.67	-	82.50	84.80	
Leather Shoes Men (Croft)..... Pair	125.00	121.67	103.33	128.33	91.67	123.33	82.50	110.00	125.00	-	117.69	
Walking Shoes(Imp.) Non-Leather Pair	93.33	118.33	30.00	143.33	-	-	-	97.50	-	-	95.14	
Canvas Shoes (Local) Men..... Pair	23.67	23.67	22.67	23.33	-	25.00	22.00	-	-	-	23.00	
Canvas Shoes (China) Men..... Pair	-	-	28.00	31.67	30.00	-	-	-	-	22.33	25.93	
Plastic Shoes (Local) Women.... Pair	6.67	10.00	7.00	6.00	6.00	7.00	6.00	7.00	6.17	6.83	6.75	
Slippers Sponge Adult (China).. Pair	-	7.00	-	6.00	7.00	-	6.00	-	7.00	8.50	6.94	
Boots for Men Plastic (Local).. Pair	31.33	43.67	-	37.67	-	-	-	40.67	-	-	40.61	
Sendel Plastic Shoes (Imp.).... Pair	-	9.00	-	-	55.00	-	-	-	50.00	-	22.23	
Cost of Mending Shoes sole(Men).Pair	-	17.67	18.00	21.67	25.00	-	18.67	-	28.00	25.00	22.28	

Table 3 : Average Retail Price of Goods and Services by Region and Selected Market Places - Group 3 Market Places (Cont'd)

February 2004  
Yekatit 1996

ITEM	UNIT	R E G I O N   A N D   M A R K E T   P L A C E S										AMHARA AVERAGE
		A M H A R a										
		Mota	Debre- markos	Adete	Bahir- Dar	Sekota	Amde Work	Danigla	Chagni	Kemise	Bati	

P R I C E   I N   B I R R

**CONSTRUCTION MATERIALS, WATER, AND  
FUEL AND POWER**

**CONSTRUCTION MATERIALS**

Cement/Bag/(Local).....	50Kg	42.17	41.00	43.33	45.33	51.25	-	45.00	43.67	39.00	40.00	42.06
Lime.....	Kg	.55	.53	1.00	1.00	-	-	-	.64	-	-	.84
Nail (7cm - 12cm).....	Kg	-	7.00	7.00	8.00	8.50	12.00	7.00	7.33	8.17	7.00	7.69
Nail With Cape.....	Kg	10.00	10.67	10.33	10.00	9.50	12.00	10.00	9.83	10.00	10.00	9.95
Corrugated Iron Sheet (.2mm).....	No	42.00	48.00	29.00	42.67	-	33.00	29.00	-	-	30.17	32.34
Wood for House Construction('Atana')..	No	6.00	4.92	6.00	6.33	-	5.67	-	-	7.33	5.00	6.46
Wall Paints-Super (Fluid) Normal.....	4Kg	-	55.33	59.00	55.33	56.50	-	55.33	57.00	55.00	53.67	54.61
Wall Paints-Super (Fluid) Plastic....	4Kg	-	90.00	-	89.00	-	-	-	89.00	90.00	87.50	88.04
Coarse Aggregate Gravel.....	Meter Cube	-	-	-	-	-	-	-	-	48.00	-	77.00
Hollow Concrete Block(20x20x40 cm Cube)No		-	-	4.25	2.50	-	-	-	-	-	-	2.85
Bricks (25cm x 12cm x 6cm).....	No	-	1.20	-	1.50	-	-	-	-	-	-	1.43
Floor Board 4m Length.....	No	-	27.67	-	56.33	-	-	-	-	-	-	52.42
Iron Pipe 6mt. (1/2 inch Wide) Local..	No	40.67	75.00	-	44.83	-	-	39.50	70.00	-	-	51.50
Chipwood (125cm x 250cm x 8mm).....	No	-	77.33	-	84.67	-	-	-	80.50	85.00	-	78.34
Sand.....	Meter Cube	-	-	-	103.00	-	-	-	-	13.33	49.43	54.14
Gutter N# 32.....	Meter	-	-	-	-	-	-	-	-	-	-	20.50
Window Glass (50cm x 50cm x 3mm).....	No	-	15.25	-	12.50	-	-	16.25	17.50	-	-	16.32
Water Tanker (1meter cube).....	No	-	-	-	976.67	-	-	-	-	-	-	890.00
Stone for House Construction..	Meter Cube	273.33	-	24.33	160.00	-	-	-	-	9.67	58.57	75.58
Mega Paints.....	4Kg	-	54.50	104.00	58.33	-	-	-	-	-	51.00	56.89
Tseday Paints.....	4Kg	-	60.00	-	-	-	-	-	-	-	-	59.00
"Yewellel Nitaf"(Tile).....	No	-	2.58	-	1.50	-	-	-	-	-	-	2.44

**WATER**

Water.....	Meter Cube	14.17	10.58	8.18	9.17	5.00	4.11	6.91	7.50	2.00	2.50	7.23
------------	------------	-------	-------	------	------	------	------	------	------	------	------	------

Table 3 : Average Retail Price of Goods and Services by Region and Selected Market Places - Group 3 Market Places (Cont'd)

February 2004  
Yekatit 1996

ITEM	UNIT	R E G I O N   A N D   M A R K E T   P L A C E S										AMHARA AVERAGE
		A M H A R a										
		Mota	Debre- markos	Adete	Bahir- Dar	Sekota	Amde Work	Danigla	Chagni	Kemise	Bati	

P R I C E   I N   B I R R

FUEL AND POWER

Fire Wood.....	Meter Cube	54.77	50.68	46.88	17.41	16.59	30.36	32.80	51.03	-	-	48.54
Charcoal.....	Kg	1.23	1.33	.99	1.01	1.36	.49	1.12	1.14	1.31	1.26	1.10
Dung Cake.....	Kg	.28	.11	-	-	.29	.13	-	-	-	-	.24
Kerosine.....	Lt	2.16	2.13	2.15	2.08	2.50	3.33	2.11	2.15	2.13	1.84	2.20
Diesel.....	Lt	2.88	2.85	2.88	2.80	-	3.83	2.83	2.87	2.67	2.55	2.83
Electric.....	K.Watt	1.85	.27	.27	.27	-	-	.27	.27	.27	.27	.54
Matches.....	Box	.23	.27	.20	.20	.25	.25	.20	.25	.23	.25	.23
Candles.....	No	.93	.90	.90	.75	1.00	1.00	.80	1.00	1.00	.92	.89
Buthane Gas (Shell).....	12.5 Kg	-	-	-	-	-	-	-	-	-	-	-
Eveready Drycell.....	No	1.75	-	1.75	1.75	1.92	2.00	1.75	1.88	1.50	1.67	1.75

FURNITURE, FURNISHING, HOUSEHOLD EQUIPMENT AND OPERATION

CHAIRS, TABLES, ETC.

Table Wanza (Machine made) Varnished..	No	-	123.33	130.00	323.33	181.67	-	150.00	653.33	383.33	-	278.07
Table Wanza (Hand made) Not Varnished.	No	-	-	65.00	-	-	-	-	-	-	-	180.71
Chairs Wanza (Machine Made) Varnished.	No	-	42.67	66.67	61.67	66.67	-	73.33	97.50	66.67	-	72.28
Chairs Wanza (Hand Made) Varnished....	No	-	-	55.00	-	-	-	-	-	-	-	89.29
Cupboard Wanza (2 doors) Varnished....	No	-	700.00	1000.00	916.67	616.67	-	1133.33	226.67	916.67	950.00	885.85
Double Bed Wanza (120cm) Varnished....	No	516.67	293.33	433.33	523.33	726.67	-	450.00	490.00	450.00	666.67	549.60
Sofas (Complete).....	No	3000.00	2433.33	2933.33	3083.33	2983.33	-	3050.00	2975.00	2600.00	2500.00	2702.44
Book Shelves Wanza (3 Shelves) no Door	No	-	-	210.00	283.33	393.33	-	250.00	-	380.00	-	311.14
Chest of Drawer .....	No	-	290.00	-	550.00	623.33	-	-	-	-	-	520.45

FURNISHINGS & REPAIRS

Bed Sheet (Non-Patterned Bahir Dar)												
1.90m x 2.50m.....	Pair	46.00	46.00	48.00	44.33	47.50	-	47.00	47.33	60.00	-	46.71

Table 3 : Average Retail Price of Goods and Services by Region and Selected Market Places - Group 3 Market Places (Cont'd)

February 2004  
Yekatit 1996

ITEM	UNIT	R E G I O N   A N D   M A R K E T   P L A C E S										AMHARA AVERAGE
		A M H A R a										
		Mota	Debre- markos	Adete	Bahir- Dar	Sekota	Amde Work	Danigla	Chagni	Kemise	Bati	
P R I C E   I N   B I R R												
Bed Sheet(Patterned Kombolcha)												
1.90m x 2.50m.....	Pair	-	95.00	-	82.00	65.00	-	90.00	-	83.67	83.00	80.60
Bed Cover(Patterned Kombolcha).....	No	95.00	-	-	24.67	-	-	-	108.33	-	-	63.61
Blanket Woolen(Debre B.)160cm x 220cm.	No	77.75	-	-	79.67	88.33	-	-	78.67	80.00	-	80.49
Mattress-Sponge (A.A Foam) 120cm.....	No	-	296.67	270.00	301.67	300.00	-	-	228.33	-	-	299.00
Towel-Local (Kombolcha).....	No	6.00	8.00	-	9.33	3.00	-	15.00	26.67	-	-	13.14
<b>EARTHEN WARE</b>												
Water Pot.....	No	7.17	5.33	4.17	6.33	2.92	5.00	3.07	4.83	4.50	5.00	5.29
'Jebena' Medium Size.....	No	3.50	3.17	2.00	2.00	1.92	2.00	1.10	3.17	3.00	3.33	2.38
'Mitad' (Griddle of Clay).....	No	4.50	8.00	4.83	8.00	5.50	5.00	5.67	5.50	7.67	8.67	8.91
Local Stove '(Lakech)'	No	6.00	6.50	5.50	6.00	-	14.67	5.83	7.00	8.00	14.33	7.76
Cup for Coffee (China).....	No	1.07	.87	1.07	1.25	1.50	1.42	1.07	1.07	1.00	1.00	1.11
Plate Clay (imported).....	No	3.50	3.08	3.42	3.42	4.17	6.00	3.67	4.00	4.17	3.50	3.93
<b>STRAW, BAMBOO AND OTHERS</b>												
'Sefed'.....	No	3.50	6.25	3.25	4.33	5.50	4.33	3.73	3.67	4.83	4.17	5.26
Sack 100Kg Capacity.....	No	2.80	-	-	4.67	3.00	3.00	-	-	-	-	3.41
<b>METAL WARE</b>												
Cooking Pan Medium (Local).....	No	39.33	24.33	22.00	24.67	18.33	18.33	19.33	31.00	21.67	22.67	21.39
Tray (Nickel) Medium N <sup>o</sup> 45 Local.....	No	-	14.00	-	-	16.33	-	-	16.00	-	16.50	16.00
Electric 'Mitad' Aluminium.....	No	-	-	-	373.33	-	-	-	-	-	-	372.22
Gas Stove (Kerosine) China.....	No	36.50	35.00	37.00	35.83	-	-	37.67	36.00	36.33	40.33	37.31
Refrigerator.....	No	-	2466.67	-	3650.00	-	-	-	-	-	-	3295.45

Table 3 : Average Retail Price of Goods and Services by Region and Selected Market Places - Group 3 Market Places (Cont'd)

February 2004  
Yekatit 1996

R E G I O N   A N D   M A R K E T   P L A C E S												
ITEM	UNIT	A M H A R a										AMHARA AVERAGE
		Mota	Debre- markos	Adete	Bahir- Dar	Sekota	Amde Work	Danigla	Chagni	Kemise	Bati	
P R I C E   I N   B I R R												
<b>PLASTIC WARE (LOCAL MADE)</b>												
Jerrycan (20 Litres).....	No	-	20.33	21.67	23.83	-	-	20.00	20.00	-	-	21.46
Bucket (20 Litres).....	No	13.00	13.00	14.17	14.00	16.00	17.67	14.67	15.67	15.33	14.17	14.68
<b>GLASS WARE</b>												
Glass for Tea (Duralex).....	No	-	3.00	2.50	3.00	3.17	2.83	2.00	3.00	3.00	3.00	2.92
<b>OTHER HOUSEHOLD EQUIPMENT</b>												
Kerosine Lamp.....	No	20.00	17.33	19.67	24.83	22.33	27.33	20.33	16.33	-	21.33	20.15
'Kuraz' Small Local Kerosine Lamp.....	No	-	-	-	.88	2.17	2.00	1.00	1.00	1.00	1.00	1.26
Flash Light.....	No	6.33	6.08	6.17	6.50	5.83	7.00	6.17	6.20	7.00	6.67	6.35
Electric Bulb Philips(40/60 Watt).....	No	2.83	2.00	2.00	2.00	2.50	-	2.00	2.00	2.00	2.00	2.11
<b>HOUSEHOLD OPERATION</b>												
Hard Soap (Local).....	200gm	1.33	1.67	1.33	1.43	2.00	2.00	2.00	1.60	1.25	1.43	1.66
Hard Soap (Imported).....	200gm	2.13	1.57	1.60	2.00	2.20	2.40	2.40	2.23	2.13	2.07	2.05
Detergent (Omo).....	50gm	.63	1.25	1.67	1.25	.50	.71	.50	.50	.50	.63	.78
Incense.....	Kg	6.00	10.17	5.83	6.00	9.00	33.33	14.00	1.27	18.89	-	13.98
Sandal Wood.....	No	.25	.25	.20	.22	.25	.50	.20	.20	.25	.25	.25
Toilet Paper (Mamko).....	Roll	3.00	3.00	3.22	3.00	3.00	3.50	3.00	3.00	3.00	2.07	3.00
<b>DRY CLEANING</b>												
Dry Cleaning (Suit Men).....	No	-	16.00	-	14.00	-	-	-	-	-	-	14.86

Table 3 : Average Retail Price of Goods and Services by Region and Selected Market Places - Group 3 Market Places (Cont'd)

February 2004  
Yekatit 1996

R E G I O N   A N D   M A R K E T   P L A C E S												
ITEM	UNIT	A M H A R a										AMHARA AVERAGE
		Mota	Debre- markos	Adete	Bahir- Dar	Sekota	Amde Work	Danigla	Chagni	Kemise	Bati	
P R I C E   I N   B I R R												
<b>DOMESTIC SERVICE</b>												
Maid Servant.....	Month	12.33	15.00	18.33	40.00	18.33	15.00	20.00	21.67	43.33	28.33	25.77
Unskilled Service (Daily Laborer)....	Day	5.33	7.00	7.33	5.67	5.33	5.00	8.00	6.67	7.00	7.00	6.63
Salary for Guard .....	Month	-	46.67	-	70.00	-	-	-	26.67	70.00	-	48.33
<b>MEDICAL CARE</b>												
Ampicillin(250 mg) Local.....	56 Caps	16.80	13.60	18.30	15.40	-	11.70	15.70	17.00	13.07	15.40	15.80
Dichlorophine(500 mg) Local.....	6 Pills	-	-	-	-	-	-	-	-	-	-	1.85
Tetracycline(250mg) Local.....	56 Caps	9.35	11.20	11.10	8.77	8.40	7.25	9.70	11.00	9.33	14.00	9.26
Penicillin Injection(4 Mu. Local). Bottle		4.50	3.75	4.13	3.75	-	2.60	4.00	4.00	4.00	-	3.91
Chloramphenicol(250mg) Local.....	56 Caps	11.20	13.00	16.40	10.27	8.40	6.55	11.20	-	12.69	8.68	11.79
Dipron(500mg) Local.....	20 Pills	-	-	-	-	-	-	-	-	-	-	4.00
Cough Syrup (Berantine) Local.....	125cc	-	8.00	-	-	-	-	-	-	-	-	7.76
Bactrim(480mg) Local.....	30 Pills	4.50	-	-	5.10	3.60	-	4.82	-	6.00	-	5.89
Vermox(100mg) Local.....	12 Pills	-	-	-	2.00	1.20	-	2.00	4.00	-	-	2.19
Mezel(250mg) Local.....	30 Caps	4.29	4.50	5.00	4.50	3.00	2.60	3.41	6.00	5.00	4.35	4.56
Asprin (300 mg) Local.....	20 Pills	2.00	2.00	1.00	1.67	1.00	-	2.00	2.00	2.00	.80	1.77
<b>OTHER MEDICAL EXPENSES</b>												
Doctor's Fee (Government).....	per visit	2.00	1.50	1.00	2.00	2.00	1.00	1.00	1.00	1.00	1.00	1.75
Doctor's Fee (Private).....	per visit	-	10.00	5.00	15.00	-	-	10.00	10.00	6.67	5.00	10.18
Injection (Service Charge).....	Once	1.00	1.00	1.00	.83	-	-	1.00	1.00	.67	.50	1.00
Laboratory Test Fee (Private).....	Once	5.00	5.00	-	4.33	-	-	-	5.00	4.00	-	4.96
Bed Charge (gov.).....	per day	3.00	3.00	2.00	3.00	6.00	2.00	2.00	-	-	-	3.33

Table 3 : Average Retail Price of Goods and Services by Region and Selected Market Places - Group 3 Market Places (Cont'd)

February 2004  
Yekatit 1996

ITEM	UNIT	R E G I O N   A N D   M A R K E T   P L A C E S										AMHARA AVERAGE
		A M H A R a										
		Mota	Debre- markos	Adete	Bahir- Dar	Sekota	Ande Work	Danigla	Chagni	Kemise	Bati	

P R I C E   I N   B I R R

TRANSPORT AND COMMUNICATION

TRANSPORT

Benzene.....	Lt	-	4.29	4.00	4.17	7.00	-	-	-	-	4.31	4.59
Motor Oil (Mobil).....	Lt	18.33	19.33	19.00	20.00	-	-	18.70	19.60	19.50	19.84	19.31
Car Washing and Greasing.....	No	-	35.00	-	30.00	-	-	-	-	-	-	30.35
Bus Fare (per km).....	Tarif	.12	-	.11	.01	.15	-	.12	.12	.09	.09	.21
Bus Fare (within Town) .....	Trip	-	-	-	.50	-	-	-	-	-	-	.50
Taxi Fare .....	Trip	-	.50	-	.75	-	-	-	-	-	-	.67
Air Plane (To Addis Ababa) .....	Trip	-	178.00	-	280.00	-	-	-	-	-	-	260.95
Animal Transport fare.....	Trip	-	-	-	-	-	40.67	-	-	-	-	32.00
Cart Fare.....	Trip	.50	.50	.50	.50	-	-	.50	.75	.50	.50	.52
Train Fare .....	Trip	-	-	-	-	-	-	-	-	-	-	-
Service Charge (Motor oil change)...	Once	-	-	-	-	-	-	-	-	-	-	-

COMMUNICATION

Telephone Charge (with town).....	Period	.70	.20	.60	.20	-	-	.60	.60	-	-	.35
Telephone Charge to Addis Ababa....	Period	2.85	2.30	2.30	3.25	3.75	3.25	2.75	2.75	-	2.75	2.85
Telephone Line Installation Charge..	Once	355.75	355.75	355.75	355.75	355.75	-	355.75	355.75	355.75	355.75	355.75

ENTERTAINMENT AND EDUCATION

EQUIPMENT AND ACCESSORIES

T.V. Set Philips 21 inch(Colored).....	No	-	3100.00	-	3150.00	-	-	-	-	-	-	3192.50
Cassette Recorded Original(Local Music)No	-	-	9.33	12.00	10.00	10.33	-	10.00	11.33	10.00	13.00	10.66
Radio Set Philips 3 Band.....	No	130.00	150.00	75.00	145.00	155.00	-	-	128.33	-	-	136.21
Tape Recorder National (2 Speaker)....	No	163.33	221.67	145.00	810.00	-	-	160.00	433.33	240.00	-	338.06
Expense for Photograph(Passport size)4Pho		3.00	3.00	4.00	3.00	8.00	4.00	4.33	4.00	20.00	12.00	5.13

Table 3 : Average Retail Price of Goods and Services by Region and Selected Market Places - Group 3 Market Places (Cont'd)

February 2004  
Yekatit 1996

R E G I O N   A N D   M A R K E T   P L A C E S											
ITEM	UNIT	A M H A R a									AMHARA AVERAGE
		Mota	Debre- markos	Adete	Bahir- Dar	Sekota	Ande Work	Danigla	Chagni	Kemise	
P R I C E   I N   B I R R											
Newspaper (Addis Zemen)..... No	-	.60	-	.50	-	-	-	-	-	-	.51
Theater Entrance Fee ..... Once	-	-	-	-	-	-	-	-	-	-	10.00
<b>EDUCATION</b>											
Exercise Book (50 Leaves) Local..... No	1.60	1.50	1.57	1.60	1.50	2.00	1.70	1.72	1.97	-	1.70
Pencil (China)..... No	.25	.25	.23	.25	.20	.30	.25	.25	.23	.25	.24
Ball Point-Bic England..... No	.98	1.00	1.00	1.00	1.00	1.17	1.00	1.00	1.00	1.00	1.01
Day School Fee-Public(Grade 7 & 8)..Month	-	-	-	-	-	-	-	-	-	-	-
Day School Fee-Private(Grade 9-12)..Month	-	-	-	-	-	-	-	-	-	-	-
Night School Fee-Government(Gr.9-12)Month	-	13.50	21.50	16.75	17.00	-	17.00	21.00	-	31.00	19.89
School Uniform Fee ..... No	-	-	-	-	42.00	-	-	-	-	-	47.77
Night School Fee-Private(Grade9-12)..Month	-	-	-	-	-	-	-	-	-	-	-
<b>PERSONAL CARE AND EFFECTS</b>											
<b>PERSONAL CARE</b>											
Lux Toilet Soap..... 90gm	2.16	2.25	2.25	1.97	2.25	2.25	2.25	2.16	-	-	2.17
Blade-TOPAZ..... No	.23	.27	.20	.25	.25	.43	.22	.25	.40	.33	.27
Hair Dressing (Traditional)..... No	-	1.00	.50	2.33	2.17	2.67	1.00	1.50	2.67	1.83	1.88
Hair Dressing (Modern)..... No	-	5.00	5.00	8.00	-	-	5.33	6.00	8.00	8.00	6.47
Barbery (Mens Hair Cut)..... No	2.00	2.33	2.00	3.00	3.00	-	3.00	3.00	3.00	2.33	2.68
Paraffin Hair Oil..... 330cc	7.83	7.33	7.83	8.25	8.00	11.00	8.80	8.00	7.50	7.33	7.99
Zenith Hair Oil..... 330cc	7.67	7.83	7.83	6.60	8.00	11.00	8.80	7.83	7.33	7.33	7.81
Shaving Machine (medium) ..... No	-	360.00	-	68.33	-	-	-	-	-	-	53.31
Perfume ..... CC	27.33	-	25.00	21.67	-	12.57	27.33	27.67	-	-	25.36
<b>PERSONAL EFFECTS</b>											
Umbrella-Men Medium (Local)..... No	-	14.33	-	-	17.33	17.33	17.33	15.67	-	16.33	18.48

Table 3 : Average Retail Price of Goods and Services by Region and Selected Market Places - Group 3 Market Places (Cont'd)

February 2004  
Yekatit 1996

R E G I O N   A N D   M A R K E T   P L A C E S												
ITEM	UNIT	A M H A R a										AMHARA AVERAGE
		Mota	Debre- markos	Adete	Bahir- Dar	Sekota	Amde Work	Danigla	Chagni	Kemise	Bati	
P R I C E   I N   B I R R												
Umbrella-Women Medium (Imported)..... No	15.67	19.67	15.00	18.67	18.33	25.00	13.67	15.33	18.33	18.67	18.70	
Hand Bag (Imported Synthetic)..... No	-	-	-	55.00	42.50	-	-	36.67	-	35.00	60.17	
Belt (Local) Machine Made..... No	-	14.00	7.00	6.00	18.67	6.00	-	18.00	-	6.50	11.29	
Belt (Local) Hard Made..... No	-	-	5.00	2.00	5.00	-	-	5.17	1.83	1.33	2.66	
<b>JEWELLERY</b>												
Seiko-21 Jewels Automatic (Men)..... No	-	-	-	436.67	-	-	-	-	-	-	375.00	
Seiko-21 Jewels Automatic (Women)..... No	-	-	-	426.67	-	-	-	-	-	-	340.00	
Earrings (4gm 18 carat Local)..... Pair	-	366.67	-	326.67	-	-	-	380.00	-	370.00	348.15	
Neck Laces (6gm 21 carat Imported).... No	-	-	-	660.00	-	-	-	690.00	690.00	660.00	649.57	
Rings (4gm 18 carat Local)..... No	-	366.67	-	326.67	-	-	-	380.00	-	370.00	348.89	
Bracelet 20gm (18 carat Local)..... No	-	1850.00	-	-	-	-	-	-	-	1750.00	1640.00	
<b>LIVESTOCK AND DRAUGHT ANIMALS</b>												
<b>LIVESTOCK</b>												
Sheep (10-15Kg)..... No	108.33	128.33	85.33	151.67	95.00	140.00	133.33	182.00	81.67	75.00	113.58	
Goat (10-15Kg)..... No	71.33	125.33	57.67	120.00	73.33	128.33	83.33	96.00	75.00	78.33	89.17	
Heifer (2-4 Years)..... No	203.33	616.67	315.00	525.00	650.00	546.67	423.33	364.33	346.67	320.00	411.00	
Cow (4 Years and Above)..... No	470.00	433.33	465.00	683.33	706.67	743.33	456.67	963.33	523.33	616.67	623.56	
Bull (2-4 Years)..... No	533.33	-	363.33	525.00	633.33	570.00	356.67	491.67	373.33	390.00	470.27	
Ox (4 Years and Above)..... No	800.00	816.67	673.33	1050.00	726.67	773.33	680.00	992.33	1183.33	950.00	878.03	
Hen (Indigenous)..... No	11.00	11.17	12.67	12.00	5.83	5.17	13.33	11.00	7.33	6.83	9.23	
Cock (Indigenous)..... No	13.67	14.00	14.83	17.33	7.33	5.17	15.33	14.00	13.00	9.33	12.00	
<b>DRAUGHT ANIMALS</b>												
Donkey..... No	100.00	153.33	246.67	296.67	250.00	280.00	346.67	295.00	203.33	146.67	223.30	
Horse..... No	-	733.33	-	-	-	-	-	-	-	-	621.82	

Table 3 : Average Retail Price of Goods and Services by Region and Selected Market Places - Group 3 Market Places (Cont'd)

February 2004  
Yekatit 1996

ITEM	UNIT	R E G I O N   A N D   M A R K E T   P L A C E S										AMHARA AVERAGE
		A M H A R a										
		Mota	Debre- markos	Adete	Bahir- Dar	Sekota	Amde Work	Danigla	Chagni	Kemise	Bati	
Mule.....	No	-	1250.00	-	783.33	720.00	1083.33	-	-	-	-	1034.00
P R I C E   I N   B I R R												
<b>FARM EQUIPMENT (INDUSTRIAL PRODUCT)</b>												
Sickel.....	No	16.00	15.67	20.00	15.33	-	-	14.33	16.00	-	-	14.00
Pick Axe ('Doma').....	No	18.00	18.33	18.00	12.33	-	-	-	21.50	-	-	17.04
'Gejera'.....	No	-	24.33	-	16.33	-	-	15.00	-	-	-	19.83
<b>FARM EQUIPMENT (HAND MADE)</b>												
'Mofer'.....	No	-	-	-	-	-	-	-	-	19.00	-	16.89
'Kember'.....	No	-	-	7.75	-	-	-	-	-	6.67	-	7.35
'Digr'.....	No	-	-	-	-	-	-	3.00	-	2.00	2.00	2.82
Plough.....	No	24.00	15.33	20.00	18.67	21.00	24.00	13.33	14.00	18.33	18.33	20.54
Sickel.....	No	-	2.17	1.67	3.00	-	5.67	1.50	2.17	2.67	4.17	2.75
'Wegel'.....	No	3.50	2.83	2.67	2.92	4.00	5.00	2.50	2.83	4.67	5.17	3.79
'Erfe '.....	No	-	-	-	-	-	-	-	-	.50	-	2.18
<b>MISCELLANEOUS GOODS AND SERVICES</b>												
Coffin (Medium Quality).....	No	-	93.33	153.33	193.33	-	-	-	205.00	-	-	231.25
Charge for Money order .....	Once	2.60	2.60	-	2.60	-	-	2.60	2.65	-	2.60	3.25
Charge for Visa (for person).....	No	-	-	-	-	-	-	-	-	-	-	-

# **Group 4**

## **Market Places**

(Ghimbi, Dembi Dolo, Shambu, Nekemte, Bedele, Metu, Jima, Agaro,  
Ambo, Weliso, Ejere and Fiche.)



Table 4 : Average Retail Price of Goods and Services by Region and Selected Market Places - Group 4 Market Places

February 2004  
Yekatit 1996

ITEM	UNIT	R E G I O N   A N D   M A R K E T   P L A C E S											
		O R O M I Y A											
		Ghimbi	Dembidolo	Shambu	Nekemte	Bedele	Metu	Jimma	Agaro	Ambo	Weliso	Ejere	Fiche

P R I C E   I N   B I R R

CEREALS UNMILLED

'Teff' White .....	Kg	2.03	2.49	2.22	2.02	2.43	2.43	2.10	2.12	2.15	2.18	2.22	2.20
'Teff' Mixed.....	Kg	1.95	2.32	1.90	1.88	1.97	2.10	1.85	1.98	1.84	1.95	2.01	1.95
'Teff' Black (Red).....	Kg	2.05	2.31	1.56	1.68	1.67	1.80	1.80	1.57	1.59	1.67	1.73	1.64
Wheat White.....	Kg	2.29	-	1.16	-	1.90	2.08	1.60	-	1.20	1.45	1.43	1.58
Wheat Mixed.....	Kg	-	1.27	1.13	1.38	-	1.60	1.50	1.38	1.11	-	1.41	-
Wheat Black.....	Kg	-	-	1.21	-	1.67	1.70	1.42	-	1.67	1.77	2.10	1.77
Barley White.....	Kg	-	-	1.52	-	-	2.27	1.47	1.58	1.44	1.51	1.23	1.95
Barley Mixed.....	Kg	1.87	1.67	1.44	1.63	1.77	2.00	1.40	1.40	1.07	1.44	-	1.28
Barley Black.....	Kg	-	-	1.40	-	1.77	2.00	1.40	1.33	1.19	1.32	1.25	-
Barley for Beer.....	Kg	-	-	-	-	-	-	-	-	-	-	-	-
Maize.....	Kg	1.20	.82	1.10	1.16	.90	1.01	.90	.93	1.32	1.22	1.13	1.25
Durrah.....	Kg	1.24	-	-	-	-	-	-	-	-	-	1.21	1.31
Sorghum Yellow.....	Kg	-	-	-	-	-	-	1.50	1.18	-	1.98	-	1.39
Sorghum White.....	Kg	1.31	.83	-	1.06	1.07	1.20	1.83	.93	1.45	1.14	-	1.35
Sorghum Red.....	Kg	1.35	.81	-	1.40	.98	1.25	1.20	.93	.80	1.07	-	-
African Millet.....	Kg	1.39	1.27	-	1.34	1.18	1.40	1.10	1.13	1.92	-	-	-
Rice.....	Kg	5.00	5.17	-	5.00	5.00	5.00	4.50	4.83	5.00	4.83	-	5.00
Oats.....	Kg	-	-	-	-	-	3.50	-	3.08	1.53	-	-	-
Hulled Barley.....	Kg	-	-	-	-	-	-	3.00	-	-	-	1.65	1.49

CEREALS MILLED

'Teff' White.....	Kg	-	1.47	-	-	-	-	-	-	-	-	-	-
'Teff' Mixed.....	Kg	-	-	-	-	-	-	-	-	-	-	-	-
'Teff' Black (Red).....	Kg	-	-	-	-	-	1.75	-	-	-	-	-	2.16
Wheat White.....	Kg	-	-	-	-	-	-	-	-	-	-	-	-
Wheat Mixed.....	Kg	-	-	-	-	-	-	-	-	-	-	-	-
Barley White.....	Kg	-	-	-	-	-	-	-	-	-	-	-	-

Table 4 : Average Retail Price of Goods and Services by Region and Selected Market Places - Group 4 Market Places (Cont'd)

February 2004  
Yekatit 1996

		R E G I O N   A N D   M A R K E T   P L A C E S											
ITEM	UNIT	O R O M I Y A											
		Ghimbi	Dembi- dolo	Shambu	Nekemte	Bedele	Metu	Jimma	Agaro	Ambo	Weliso	Ejere	Fiche
		P R I C E   I N   B I R R											
Barley Mixed.....	Kg	-	-	-	-	-	-	-	-	-	-	-	-
Maize.....	Kg	-	-	-	1.98	1.54	1.20	1.45	1.54	-	1.57	-	-
Oats.....	Kg	-	-	4.83	5.00	4.50	5.00	-	-	5.00	4.67	-	-
Sorghum.....	Kg	-	-	-	-	-	-	-	-	-	-	-	2.13
Durrah.....	Kg	-	-	-	-	-	-	-	-	-	-	-	-
'Furno Duket' Locally Processed..	Kg	3.50	3.50	3.50	3.50	3.50	3.50	3.25	3.17	3.50	3.50	-	3.50
<b>PULSES UNMILLED</b>													
Horse Beans.....	Kg	2.50	2.00	1.90	2.06	1.83	2.00	1.60	2.08	1.61	2.20	1.40	1.66
Peas White.....	Kg	-	-	-	-	-	-	2.35	2.00	2.53	-	-	-
Peas Black.....	Kg	-	-	-	-	-	-	-	-	2.28	2.33	-	-
Peas Mixed.....	Kg	-	2.66	2.38	2.41	2.00	2.25	1.83	2.00	2.31	-	1.96	2.13
Soya Beans.....	Kg	-	-	-	-	-	-	-	-	-	-	-	-
Chick Peas.....	Kg	2.50	2.50	-	2.75	2.33	2.42	2.50	2.08	2.20	1.59	1.47	2.01
Lentils.....	Kg	4.00	4.00	-	4.50	4.00	4.00	4.00	3.33	4.22	3.50	4.15	3.24
Haricot Beans.....	Kg	-	1.56	-	-	-	1.65	-	-	-	2.32	-	-
Lima Beans.....	Kg	-	1.51	-	-	1.00	-	-	-	-	-	-	-
Vetch.....	Kg	1.57	-	-	1.77	1.90	2.00	1.60	-	1.63	1.43	1.30	1.47
Fenugreek.....	Kg	4.00	3.33	6.25	3.50	3.00	3.00	2.50	2.58	3.66	3.66	3.30	3.42
<b>PULSES MILLED OR SPLIT</b>													
Horse Beans Milled.....	Kg	-	-	4.31	-	2.50	-	3.67	4.70	-	-	-	3.67
Peas Milled.....	Kg	5.00	-	5.50	5.00	-	4.00	-	4.42	5.00	-	-	4.00
Chick Peas Milled.....	Kg	-	-	-	-	-	-	-	-	-	-	-	-
Mixed Pulses Milled.....	Kg	2.79	5.19	4.50	-	-	3.50	-	-	-	2.73	-	3.50
Vetch Milled.....	Kg	-	-	-	2.95	-	-	-	-	4.00	2.92	-	3.00
Peas Split.....	Kg	5.00	4.58	4.67	5.00	4.00	4.17	3.83	3.67	4.50	4.33	-	4.00
Peas Split(Roasted).....	Kg	-	-	-	-	-	-	-	-	4.75	-	-	-

Table 4 : Average Retail Price of Goods and Services by Region and Selected Market Places - Group 4 Market Places (Cont'd)

February 2004  
Yekatit 1996

ITEM	UNIT	R E G I O N   A N D   M A R K E T   P L A C E S											
		O R O M I Y A											
		Ghimbi	Dembi-dolo	Shambu	Nekemte	Bedele	Metu	Jimma	Agaro	Ambo	Weliso	Ejere	Fiche
P R I C E   I N   B I R R													
Horse Beans Split(Roasted).....	Kg	-	-	-	-	-	-	-	-	-	-	-	-
Lentils Split.....	Kg	5.00	5.50	5.33	5.83	5.33	5.33	5.17	4.50	5.50	5.00	5.75	5.33
Vetch Split(Roasted).....	Kg	-	-	-	-	-	-	3.50	-	-	-	-	-
Chick Peas Split(Roasted).....	Kg	-	-	-	-	-	-	-	-	-	-	-	-
Fenugreek Milled.....	Kg	-	8.00	10.00	10.00	8.00	7.33	8.00	4.42	8.00	-	-	7.67
<b>OIL SEEDS</b>													
Niger Seed.....	Kg	-	3.26	3.03	2.78	3.58	3.50	4.00	3.50	3.53	3.52	2.13	5.00
Linseed White.....	Kg	-	-	-	-	-	-	-	-	2.60	-	-	-
Linseed Black.....	Kg	3.23	2.83	2.38	3.35	3.00	4.00	3.83	3.08	3.20	2.97	2.17	4.59
Sesame Seed.....	Kg	-	5.00	-	-	6.25	6.00	6.00	5.83	-	-	3.12	6.84
Sunflower.....	Kg	-	2.33	-	-	4.00	3.50	3.00	3.00	2.47	-	1.95	3.57
Castor Beans.....	Kg	-	-	-	-	-	-	-	-	-	-	-	-
Rape Seed.....	Kg	3.96	2.73	2.50	2.42	3.00	3.00	3.00	2.83	2.69	4.42	2.15	4.29
Ground Nut Shelled.....	Kg	5.00	6.00	-	4.00	5.67	5.42	-	4.33	6.00	6.00	-	-
<b>PREPARED CEREAL PRODUCTS</b>													
Spaghetti (Local) Without Egg....	Kg	7.00	7.33	7.00	5.00	8.00	5.00	7.83	5.00	8.00	7.00	7.50	8.00
Pastini.....	Kg	8.00	9.00	-	8.00	9.33	7.00	8.00	-	9.00	7.67	-	9.00
Macaroni (Local) Without Egg....	Kg	5.50	5.33	5.00	5.00	5.00	5.42	6.00	5.00	5.00	5.00	5.00	5.17
'Fafa' Flour.....	kg	-	-	10.67	-	-	-	12.00	7.83	-	10.00	-	11.00
'Dube' Flour.....	kg	-	-	-	-	-	5.50	4.92	-	-	-	-	6.50
<b>BREAD AND OTHER PREPARED FOODS</b>													
'Enjera' ('Teff' Mixed).....	325gm	.39	.51	.55	.52	.38	.53	.41	.45	.53	.56	1.07	.66
'Dabo' (Traditional Ambasha)..	350gm	-	-	.37	-	-	-	-	.33	.64	.67	-	-
'Dabo' (Traditional Sheleto)..	350gm	-	-	-	-	-	-	-	-	.54	.68	1.02	.52

Table 4 : Average Retail Price of Goods and Services by Region and Selected Market Places - Group 4 Market Places (Cont'd)

February 2004  
Yekatit 1996

		R E G I O N   A N D   M A R K E T   P L A C E S											
ITEM	UNIT	O R O M I Y A											
		Ghimbi	Dembi-dolo	Shambu	Nekemte	Bedele	Metu	Jimma	Agaro	Ambo	Weliso	Ejere	Fiche
		P R I C E   I N   B I R R											
Bread Wheat (Bakery).....	350gm	.98	1.06	1.05	1.16	1.21	1.32	.91	1.17	1.00	.83	1.10	1.05
Biscuits .....	150gm	2.73	2.00	-	2.73	1.50	2.73	3.00	-	.63	1.00	2.73	2.73
<b>MEAT</b>													
Beef .....	Kg	11.27	9.54	14.00	14.00	14.00	13.67	12.00	12.00	12.00	13.00	12.67	16.00
Camel Meat .....	Kg	-	-	-	-	-	-	-	-	-	-	-	-
<b>FISH AND FISH PRODUCTS</b>													
Fish Fresh.....	Kg	-	-	-	-	-	-	14.00	-	-	-	-	-
Sardines (Imported).....	125gm	-	-	-	5.25	6.00	7.00	5.33	-	7.00	5.00	-	-
<b>DIARY PRODUCTS AND EGG</b>													
Cow Milk (Unpasteurized).....	Lt	3.03	2.58	2.86	2.42	3.03	3.03	2.27	2.50	2.88	1.82	-	-
Cow Milk (pasteurized).....	Lt	-	-	-	-	-	-	-	-	-	-	-	-
Camel Milk.....	Lt	-	-	-	-	-	-	-	-	-	-	-	-
Goat Milk.....	Lt	-	-	-	-	-	-	-	-	-	-	-	-
Powdered Milk (Edget).....	450gm	-	-	-	-	28.50	-	29.25	-	25.00	-	-	-
Yoghurt (Traditional).....	Lt	3.03	4.69	-	6.00	-	4.11	3.72	-	2.88	2.27	-	-
Cheese Cottage.....	Kg	-	-	-	-	-	3.06	4.43	-	3.78	6.54	-	5.21
Egg (Traditional).....	Dozen	6.00	4.80	4.27	4.80	4.00	5.60	4.00	4.53	4.00	4.00	2.00	4.00
<b>OILS AND FATS</b>													
Butter Unrefined.....	Kg	23.33	23.00	25.17	20.33	27.67	30.00	26.00	25.67	27.33	25.21	23.73	22.33
Cooking Oil (Imported).....	Lt	12.00	12.83	12.83	11.61	12.67	13.00	11.22	12.67	13.00	12.00	-	13.83
Cooking Oil (Local).....	Lt	-	11.11	14.67	10.74	12.67	12.00	11.00	11.42	12.00	12.33	13.33	12.00

Table 4 : Average Retail Price of Goods and Services by Region and Selected Market Places - Group 4 Market Places (Cont'd)

February 2004  
Yekatit 1996

ITEM	UNIT	R E G I O N   A N D   M A R K E T   P L A C E S											
		O R O M I Y A											
		Ghimbi	Dembi-dolo	Shambu	Nekemte	Bedele	Metu	Jimma	Agaro	Ambo	Weliso	Ejere	Fiche

P R I C E   I N   B I R R

VEGETABLES AND FRUITS  
VEGETABLES (FRESH)

Ethiopian Kale.....	Kg	1.01	1.47	-	.98	.64	-	.50	.63	.60	-	1.87	.84
Cabbage.....	Kg	-	.76	.61	.98	.96	.92	1.11	.90	.62	.87	-	-
Lettuce.....	Kg	-	1.61	-	-	-	-	3.34	-	-	-	-	-
Spinach.....	Kg	-	1.50	-	-	.74	-	.89	-	.82	1.15	-	-
Carrot.....	Kg	1.70	.80	1.98	1.27	2.15	1.38	1.82	-	1.55	2.02	-	1.50
Tomatoes.....	Kg	3.76	1.66	1.81	.72	1.19	2.83	1.48	1.50	.72	.69	1.50	1.83
Onions.....	Kg	4.83	5.83	3.20	3.43	3.86	3.49	4.01	-	3.53	2.83	4.03	3.00
Garlics.....	Kg	6.00	9.41	4.03	4.56	5.60	7.54	8.37	4.23	6.53	4.96	3.10	5.50
Leaks.....	Kg	-	-	1.83	-	-	-	3.97	-	3.00	-	2.50	-
Pepper Green.....	Kg	3.96	3.69	1.81	1.19	3.62	-	4.36	1.75	4.45	3.82	4.47	2.69
Pumpkin.....	Kg	.85	.46	.95	.41	.25	.42	.75	-	.44	.51	-	-
Green Peas.....	Kg	-	-	-	-	-	-	-	-	-	1.33	-	-
Beet Root.....	Kg	1.63	.78	.81	1.48	1.08	1.73	1.10	.83	.72	.87	-	1.13
Cauliflower.....	Kg	-	-	-	-	-	-	-	-	-	-	-	-

FRUITS FRESH

Banana.....	Kg	1.41	1.64	1.95	1.16	1.24	.60	-	.57	3.00	1.69	2.57	2.50
Orange.....	Kg	1.00	3.05	-	3.00	-	-	-	-	4.00	.68	-	3.00
Lemon.....	Kg	6.25	8.06	3.61	3.27	4.44	5.00	4.45	-	1.78	.70	2.59	-
Tangerine.....	Kg	-	-	-	-	-	-	-	-	-	-	-	-
Papaya.....	Kg	1.67	1.31	-	-	1.22	.85	.97	.77	3.00	-	-	-
Grapes.....	Kg	-	-	-	-	-	-	-	-	-	-	-	-
Avocado.....	Kg	2.74	-	-	-	-	-	5.00	-	3.00	-	-	-
Mango.....	Kg	-	-	-	-	-	-	-	-	-	-	-	-
Cactus.....	Kg	-	-	-	-	-	-	-	-	-	-	-	-

Table 4 : Average Retail Price of Goods and Services by Region and Selected Market Places - Group 4 Market Places (Cont'd)

February 2004  
Yekatit 1996

ITEM	UNIT	R E G I O N   A N D   M A R K E T   P L A C E S											
		O R O M I Y A											
		Ghimbi	Dembi-dolo	Shambu	Nekemte	Bedele	Metu	Jimma	Agaro	Ambo	Weliso	Ejere	Fiche

P R I C E   I N   B I R R

SPICES

Pepper Whole.....	Kg	-	5.00	10.37	8.67	7.00	5.00	5.50	5.42	10.33	6.56	9.54	10.00
Black Pepper(Local).....	Kg	15.00	-	-	6.00	-	-	-	-	6.67	11.67	-	6.75
Long Pepper(Local).....	Kg	15.00	8.50	12.00	7.33	10.00	6.00	6.00	-	7.00	-	-	7.75
White Cumin(Bishop's Weed)Local..	Kg	4.33	3.50	4.83	4.50	3.00	3.50	3.17	3.17	5.00	6.87	5.00	4.75
Black Cumin(Local).....	Kg	4.00	5.00	4.83	5.83	4.00	4.67	5.67	4.00	5.67	7.69	5.00	5.50
Ginger Dry(Local).....	Kg	-	-	-	-	-	-	-	-	6.00	4.52	-	4.67
Ginger Wet(Local).....	Kg	1.50	1.70	1.92	2.00	2.73	3.04	1.67	1.39	1.25	2.95	1.00	1.33
Cloves(Imported).....	Kg	-	50.00	44.00	-	-	40.00	46.00	43.00	60.00	-	-	32.50
Cinnamon(Imported).....	Kg	35.00	21.50	23.67	25.50	-	21.00	22.00	21.00	24.00	7.64	17.00	25.00
Cardamon(Local).....	Kg	16.00	12.33	10.00	11.00	12.00	7.33	9.00	11.67	10.00	9.05	-	9.00
Tumeric Flour(Local).....	Kg	3.00	3.00	3.00	3.50	3.50	3.00	4.00	2.25	2.50	5.83	-	2.67
Chillies Whole.....	Kg	10.02	6.32	-	14.72	-	7.83	8.00	7.83	12.67	11.67	-	13.50
Basil Dry.....	Kg	-	7.67	7.64	7.50	6.25	7.00	6.00	6.58	9.00	4.67	6.32	-

POTATOES, OTHER TUBERS AND STEMS

Potato.....	Kg	1.83	1.30	.76	1.11	1.11	1.33	1.01	.80	.99	.88	1.50	1.50
Sweet Potato.....	Kg	.83	.57	-	-	.91	.56	.72	.47	.57	.76	-	-
'Kocho' (Unprocessed).....	Kg	-	-	-	-	-	1.04	1.08	-	1.19	1.83	-	-
'Bula'.....	Kg	-	-	-	-	-	3.07	2.28	2.86	4.43	2.71	-	-

COFFEE, TEA, CHAT AND BUCK-THORN LEAVES

Tea Leaves(Local).....	100gm	2.00	2.00	2.00	2.00	2.00	2.00	2.00	2.00	2.00	2.00	2.00	2.00
Coffee Whole.....	Kg	3.50	2.58	-	2.97	3.42	3.25	-	3.47	44.44	4.67	-	-
Coffee Beans.....	Kg	6.50	5.82	8.83	8.01	7.50	7.00	6.50	6.17	10.00	12.36	10.00	10.33
Coffee Leaves.....	Kg	-	-	-	-	-	-	-	-	-	-	-	5.81
Buck Thorn Leaves.....	Kg	-	1.93	6.45	-	2.43	2.17	1.67	4.06	3.41	4.67	-	-

Table 4 : Average Retail Price of Goods and Services by Region and Selected Market Places - Group 4 Market Places (Cont'd)

February 2004  
Yekatit 1996

		R E G I O N   A N D   M A R K E T   P L A C E S											
ITEM	UNIT	O R O M I Y A											
		Ghimbi	Dembi-dolo	Shambu	Nekemte	Bedele	Metu	Jimma	Agaro	Ambo	Weliso	Ejere	Fiche
		P R I C E   I N   B I R R											
'Chat'.....	Kg	6.35	9.70	11.90	8.71	6.99	6.42	9.62	7.44	7.19	.89	-	3.56
Malt-Barley.....	Kg	3.47	-	-	2.52	4.67	-	-	-	-	3.15	-	2.61
Malt-Wheat.....	Kg	-	-	-	-	-	-	-	-	2.90	2.35	1.35	2.62
<b>OTHER FOOD ITEMS</b>													
Salt.....	Kg	1.20	1.50	1.33	1.50	1.50	1.50	1.25	1.25	1.25	1.37	1.05	1.25
Sugar.....	Kg	5.50	5.83	5.83	6.00	5.75	5.92	5.50	5.67	5.50	-	2.88	5.50
Honey.....	Kg	-	10.00	-	10.50	10.67	8.00	12.00	10.33	15.00	-	13.82	-
Canned Tomato (Local).....	410gm	6.00	6.00	8.79	6.17	8.79	6.17	6.00	6.00	6.50	6.00	-	6.50
<b>FOOD TAKEN AWAY FROM HOME</b>													
Cup of Tea.....	No	.30	.50	.47	.47	.35	.40	.40	.30	.40	.40	.43	.50
Cup of Coffee.....	No	.50	.60	1.00	.87	.60	.60	.57	.60	.80	.80	1.00	1.00
Cup of Milk.....	No	1.00	1.00	1.00	.90	.72	.60	.80	.80	.80	.80	1.00	1.00
'Key Wot Yebere'.....	One Meal	-	-	3.50	5.00	4.33	4.00	4.33	3.67	4.00	5.00	-	-
'Key Wot Yebeg/Yefyel'.....	One Meal	5.33	5.00	5.00	6.00	4.00	5.00	5.00	4.00	5.33	5.67	4.00	5.00
<b>COST OF MILLING</b>													
Cereals.....	100Kg	10.00	13.33	8.17	12.50	10.00	12.00	11.00	15.00	9.00	10.00	8.00	10.00
Pulses.....	100Kg	10.00	10.00	9.83	12.50	10.00	13.00	14.00	25.00	12.67	10.00	8.00	10.00
Pepper Whole.....	100Kg	55.00	66.67	50.00	75.00	50.00	43.33	125.00	65.00	70.00	53.33	50.00	50.00
<b>BEVERAGES - NON ALCOHOLIC</b>													
Ambo Mineral Water.....	500cc	2.00	2.00	2.00	2.00	2.00	2.00	2.00	2.00	1.25	1.50	2.00	1.50
Bure Mineral Water.....	500cc	-	-	-	-	-	-	-	-	-	-	-	-
Coca Cola/Fanta.....	300cc	2.00	2.00	2.00	2.00	2.00	2.00	2.00	2.00	1.75	1.75	2.00	1.75

Table 4 : Average Retail Price of Goods and Services by Region and Selected Market Places - Group 4 Market Places (Cont'd)

February 2004  
Yekatit 1996

ITEM	UNIT	R E G I O N   A N D   M A R K E T   P L A C E S											
		O R O M I Y A											
		Ghimbi	Dembi-dolo	Shambu	Nekemte	Bedele	Metu	Jimma	Agaro	Ambo	Weliso	Ejere	Fiche
P R I C E   I N   B I R R													
Pepsi Cola/Mirinda.....	300cc	2.00	2.00	2.00	2.00	2.00	2.00	2.00	2.00	1.75	1.75	2.00	1.75
<b>BEVERAGES - ALCOHOLIC</b>													
Araki (Local).....	900cc	20.00	21.67	29.33	21.67	26.00	27.33	27.00	28.33	18.00	21.67	27.67	30.00
Cognac (Local).....	900cc	-	-	-	-	-	-	27.00	-	18.00	21.67	-	-
Brandy (Local).....	900cc	20.00	-	-	-	-	-	27.00	-	18.00	21.67	28.00	-
Gin (Local).....	900cc	20.00	21.67	29.33	21.67	26.00	27.33	27.00	28.33	18.00	21.67	27.67	30.00
Saris Wine (Normal).....	750cc	5.83	-	10.00	15.33	-	8.33	12.33	-	6.00	6.00	6.00	6.50
'Katikalla'.....	Lt	5.56	-	7.50	7.27	5.25	5.56	8.26	6.65	13.33	6.58	8.89	8.89
Beer (Bedele).....	330cc	2.92	3.00	3.00	2.92	2.50	2.92	3.00	2.65	3.00	3.00	-	3.00
Beer (Harar).....	330cc	3.00	-	3.00	-	-	-	-	-	3.00	3.00	3.50	3.00
Beer (Meta Abo).....	330cc	3.00	-	3.00	3.00	-	-	3.00	-	3.00	3.00	3.50	3.00
'Tella'.....	Lt	.66	1.11	.71	1.09	.80	.56	.63	.59	.51	.50	.71	.82
'Tej' (Mead).....	Lt	8.89	3.33	2.31	2.22	1.85	1.97	1.35	2.67	1.92	2.10	2.00	2.00
<b>CIGARETTES AND TOBACCO</b>													
<b>CIGARETTES</b>													
Nyala.....	Packet	3.00	4.00	3.30	3.87	4.00	4.00	4.00	4.00	4.00	4.00	3.00	4.00
Gissila.....	Packet	1.00	-	1.25	2.00	1.00	1.00	1.25	1.00	1.00	2.00	1.25	1.50
Rothmans.....	Packet	-	-	7.67	8.67	8.00	9.00	8.00	10.00	8.00	8.00	10.00	9.33
<b>TOBACCO</b>													
'Gaya'.....	Kg	2.98	4.06	-	-	18.75	9.07	10.00	16.67	8.89	-	7.24	8.12
<b>CLOTHING AND FOOT WEAR</b>													

Table 4 : Average Retail Price of Goods and Services by Region and Selected Market Places - Group 4 Market Places (Cont'd)

February 2004  
Yekatit 1996

ITEM	UNIT	R E G I O N   A N D   M A R K E T   P L A C E S											
		O R O M I Y A											
		Ghimbi	Dembidolo	Shambu	Nekemte	Bedele	Metu	Jimma	Agaro	Ambo	Weliso	Ejere	Fiche
P R I C E   I N   B I R R													
<b>CLOTHING</b>													
Abujedid(Akaki/Bahir Dar)91cm. Meter		4.00	4.00	4.33	4.00	4.00	5.00	-	3.83	-	4.00	-	-
Abujedid(Komb./Arba Min.)150cm Meter		6.00	6.00	7.67	6.00	6.00	7.00	5.83	6.00	5.50	5.33	5.50	5.75
Khaki(S-10,000 Twil)110cm. Meter		-	-	-	12.00	-	-	-	-	-	-	-	-
Khaki(Akaki)91cm. Meter		-	-	15.00	-	-	-	-	-	-	-	-	-
Wool-England 100% Meter		-	-	-	-	-	-	-	-	-	-	-	-
Tetron(Arba Minch) Meter		-	-	-	16.00	-	-	-	-	-	-	-	-
Poplin(Dire Dawa)105cm. Meter		8.00	6.00	6.00	4.20	6.67	9.00	6.00	6.00	-	5.67	-	-
Poplin(Komb./Arba Minch)150cm. Meter		11.67	11.00	12.00	10.50	-	12.00	9.67	10.00	11.00	10.33	-	11.00
Nylon(Mojo) Meter		10.00	-	15.00	10.67	10.00	12.00	8.00	-	-	7.50	7.50	8.67
Polyster(Arba Minch/Awasa) Meter		-	-	-	-	-	-	-	-	-	-	12.00	-
Jersi Meter		-	-	-	12.00	-	-	-	-	10.00	-	-	-
Cotton Kg		3.23	-	6.33	5.83	-	-	4.00	7.00	6.00	-	8.33	5.00
Hisufi Meter		-	30.67	29.33	-	-	-	22.00	-	-	26.33	26.50	-
Kefay Meter		-	-	18.00	18.50	-	-	-	-	-	-	-	-
<b>COST OF TAILORING</b>													
Woolen Suit (Men) No		-	-	-	250.00	-	293.33	275.00	-	247.67	300.00	-	-
Khaki Suit (Men) No		-	-	-	30.00	40.00	46.67	37.67	43.33	38.00	-	-	-
Khaki Suit (Boys) No		-	-	-	16.67	21.67	28.33	26.67	31.67	20.00	-	-	-
Tateron Suit (Men) No		20.00	-	-	40.00	40.00	73.33	38.33	43.33	50.00	26.67	-	35.00
Tateron Suit (Boys) No		14.33	-	-	20.00	21.67	43.33	26.67	31.67	23.33	38.33	-	-
<b>READY-MADE / FOR ADULTS</b>													
'Netela' No		-	-	-	22.67	-	25.67	23.00	-	31.00	-	-	21.72
'Gabi' No		-	-	78.33	50.67	60.00	68.33	45.00	58.33	69.33	71.67	-	65.67

Table 4 : Average Retail Price of Goods and Services by Region and Selected Market Places - Group 4 Market Places (Cont'd)

February 2004  
Yekatit 1996

		R E G I O N   A N D   M A R K E T   P L A C E S											
ITEM	UNIT	O R O M I Y A											
		Ghimbi	Dembi-dolo	Shambu	Nekemte	Bedele	Metu	Jimma	Agaro	Ambo	Weliso	Ejere	Fiche
		P R I C E   I N   B I R R											
Shirts Long Sleeved (Local).....	No	35.00	-	25.00	34.50	-	-	35.00	-	-	-	-	-
Shirts Short Sleeved (Local).....	No	-	-	-	-	-	-	-	38.00	-	-	-	-
Shirts Long Sleeved (Imported)...	No	50.00	50.00	38.33	47.67	41.67	40.00	48.33	40.33	35.67	38.67	32.50	35.00
Shirts Short Sleeved (Imported)..	No	45.00	50.00	36.67	57.67	45.00	37.50	41.67	-	35.33	38.67	30.00	31.50
Socks (Cotton) Imported.....	Pair	6.00	4.00	4.67	9.33	4.33	7.33	5.00	5.00	5.00	4.00	3.67	3.83
Sweater (Local) Men.....	No	-	-	30.00	-	-	-	-	-	29.33	-	-	-
Sweater (Local) Women.....	No	-	-	-	-	-	-	25.00	-	12.33	-	-	-
Shash (Imported).....	No	10.00	7.33	6.33	10.33	13.67	12.33	7.00	10.00	9.33	7.33	9.00	7.33
Singlets (Local) White.....	No	11.33	10.00	10.00	12.00	10.00	10.00	9.67	10.33	-	10.67	-	-
Jeans Trouser.....	No	88.33	71.67	65.00	84.00	70.00	80.00	73.33	72.33	69.33	75.00	76.67	62.50
Woolen Suit.....	No	-	-	250.00	475.00	-	-	750.00	-	-	-	-	-
'Kemisna Netela'.....	No	120.00	-	75.00	75.00	95.00	118.33	158.33	78.33	103.33	-	-	-
Sweater-Men (Imported).....	No	-	-	-	110.00	100.00	90.00	-	83.33	111.67	101.67	-	82.50
Sweater-Women (Imported).....	No	60.00	-	32.50	77.00	-	-	48.33	-	35.00	-	-	-
Nylon Dress.....	No	-	-	-	-	-	-	-	-	15.67	-	-	-
Tetron Trouser.....	No	-	-	-	-	-	-	-	-	-	-	-	-
Leather Jacket.....	No	-	-	-	450.00	-	550.00	-	-	427.00	-	-	-
Under Wear China.....	No	15.00	-	11.67	13.67	12.00	13.67	11.67	11.33	12.33	11.67	12.00	9.50
Deriya .....	No	-	-	13.33	11.17	10.22	11.45	8.33	12.00	10.56	8.33	-	-
Polyester Suit.....	No	-	-	-	-	-	-	-	-	-	-	-	-
Khaki Short .....	No	-	-	-	6.50	-	-	-	-	-	-	-	-
T-Shirts .....	No	34.33	29.33	25.00	45.33	25.00	-	25.00	-	16.33	22.67	18.00	18.00
Jogging Suit(sport tuta) .....	No	-	-	63.33	86.00	63.33	81.67	65.00	71.67	67.33	63.33	61.67	67.50
Khaki Jacket .....	No	123.33	-	-	110.00	-	-	81.67	-	95.00	-	-	87.50
Geldem .....	No	-	15.67	-	15.50	-	-	25.00	16.67	14.00	-	13.00	-

Table 4 : Average Retail Price of Goods and Services by Region and Selected Market Places - Group 4 Market Places (Cont'd)

February 2004  
Yekatit 1996

ITEM	UNIT	R E G I O N   A N D   M A R K E T   P L A C E S											
		O R O M I Y A											
		Ghimbi	Dembi-dolo	Shambu	Nekemte	Bedele	Metu	Jimma	Agaro	Ambo	Weliso	Ejere	Fiche

P R I C E   I N   B I R R

READY-MADE / FOR CHILDREN

Sweater (Local) for Boys..... No	-	-	-	-	-	18.00	8.67	-	12.33	-	-	-
Socks (Imported) Cotton..... Pair	4.33	-	3.00	5.00	3.00	5.00	3.50	3.33	2.50	2.67	-	2.50
Jeans Trouser..... No	-	-	55.00	63.50	-	-	-	-	-	-	-	-
Shirt Long Sleeved(Imported)Boys. No	-	-	27.50	27.33	19.33	-	25.00	-	23.33	17.00	-	-
Sweater (England) for Girls..... No	-	-	-	-	-	19.00	-	-	-	-	-	-
Short for Boys..... No	-	-	4.83	3.83	7.17	-	4.00	-	3.83	-	-	-
Kemise(for children) ..... No	38.33	60.00	55.00	52.67	45.00	31.67	56.67	-	53.33	-	-	40.00

FOOTWEAR (MEN AND WOMEN)

Abessa Leather Shoes Men(Local)Pair	96.67	96.67	70.00	88.33	71.67	170.00	78.68	160.00	-	61.67	41.67	57.67
Leather Shoes Men (Croft)..... Pair	-	90.00	96.67	118.33	86.67	-	98.33	-	111.67	91.67	-	-
Walking Shoes(Imp.) Non-Leather Pair	-	-	-	91.67	55.00	-	111.67	86.67	101.67	-	-	65.00
Canvas Shoes (Local) Men..... Pair	22.67	-	-	25.50	-	24.33	-	-	-	21.33	-	-
Canvas Shoes (China) Men..... Pair	21.50	-	26.00	-	24.00	30.00	25.00	24.67	22.33	23.67	25.00	-
Plastic Shoes (Local) Women.... Pair	6.67	8.00	6.00	8.67	7.33	7.00	6.00	7.00	6.00	7.00	-	-
Slippers Sponge Adult (China).. Pair	9.67	-	6.67	-	7.00	7.33	6.00	6.00	6.00	7.00	-	-
Boots for Men Plastic (Local).. Pair	43.00	-	-	36.50	40.00	40.00	-	40.33	37.67	46.00	-	-
Sendel Plastic Shoes (Imp.).... Pair	-	-	-	-	-	-	-	-	-	-	-	-
Cost of Mending Shoes sole(Men).Pair	25.00	18.00	-	-	25.00	35.00	19.33	15.50	16.33	5.00	-	19.00

Table 4 : Average Retail Price of Goods and Services by Region and Selected Market Places - Group 4 Market Places (Cont'd)

February 2004  
Yekatit 1996

ITEM	UNIT	R E G I O N   A N D   M A R K E T   P L A C E S											
		O R O M I Y A											
		Ghimbi	Dembi-dolo	Shambu	Nekemte	Bedele	Metu	Jimma	Agaro	Ambo	Weliso	Ejere	Fiche
P R I C E   I N   B I R R													
<b>CONSTRUCTION MATERIALS, WATER, AND FUEL AND POWER</b>													
<b>CONSTRUCTION MATERIALS</b>													
Cement/Bag/(Local).....	50Kg	47.00	50.00	40.00	40.00	44.00	48.33	39.67	40.67	37.00	36.00	35.50	35.25
Lime.....	Kg	.50	1.49	.52	1.21	-	1.05	1.14	1.04	-	.54	-	-
Nail (7cm - 12cm).....	Kg	8.00	7.67	7.83	7.00	7.67	8.00	7.00	7.00	7.50	7.50	8.00	6.83
Nail With Cape.....	Kg	11.83	10.67	10.67	9.33	10.00	10.00	10.00	10.00	10.00	9.00	10.50	8.83
Corrugated Iron Sheet (.2mm).....	No	30.00	29.67	31.00	38.50	29.33	-	30.00	-	46.00	37.00	30.00	28.50
Wood for House Construction('Atana')..	No	1.50	-	-	3.00	4.00	-	3.00	-	4.00	3.17	-	-
Wall Paints-Super (Fluid) Normal.....	4Kg	65.00	62.50	-	-	56.00	57.00	54.00	55.00	57.00	56.67	-	56.00
Wall Paints-Super (Fluid) Plastic....	4Kg	100.00	92.50	-	-	90.00	87.00	86.00	85.00	88.00	86.67	-	90.00
Coarse Aggregate Gravel.....	Meter Cube	-	-	-	-	-	-	-	-	-	-	-	-
Hollow Concrete Block(20x20x40 cm Cube)No		-	-	-	4.00	-	-	-	-	2.20	-	-	-
Bricks (25cm x 12cm x 6cm).....	No	-	-	-	-	-	-	.25	-	-	-	-	-
Floor Board 4m Length.....	No	-	-	-	-	-	-	-	-	20.00	-	-	-
Iron Pipe 6mt. (1/2 inch Wide) Local..	No	41.00	-	-	78.00	-	-	-	-	75.00	36.50	-	40.00
Chipwood (125cm x 250cm x 8mm).....	No	-	-	-	90.00	-	-	-	-	80.00	-	-	-
Sand.....	Meter Cube	-	-	-	78.13	100.00	46.67	163.87	-	12.00	-	-	-
Gutter N° 32.....	Meter	-	-	-	14.00	-	-	13.67	15.50	18.00	-	-	-
Window Glass (50cm x 50cm x 3mm).....	No	-	-	-	-	-	19.00	13.67	-	17.50	-	-	-
Water Tanker (1meter cube).....	No	-	-	-	1650.00	-	-	600.00	-	-	-	-	-
Stone for House Construction..	Meter Cube	45.00	-	-	42.22	33.00	20.00	-	-	15.00	-	15.00	-
Mega Paints.....	4Kg	-	62.50	65.00	60.00	-	57.00	54.67	55.00	57.00	-	-	-
Tseday Paints.....	4Kg	-	92.50	-	-	-	-	-	-	-	-	-	-
"Yewellel Nitaf"(Tile).....	No	-	-	-	-	-	-	2.40	-	-	-	-	-
<b>WATER</b>													
Water.....	Meter Cube	13.33	3.00	7.08	7.18	1.55	8.67	10.68	3.77	5.78	5.75	1.67	5.00

Table 4 : Average Retail Price of Goods and Services by Region and Selected Market Places - Group 4 Market Places (Cont'd)

February 2004  
Yekatit 1996

ITEM	UNIT	R E G I O N   A N D   M A R K E T   P L A C E S										
		O R O M I Y A										
		Ghimbi	Dembi-dolo	Shambu	Nekemte	Bedele	Metu	Jimma	Agaro	Ambo	Weliso	Ejere

## P R I C E   I N   B I R R

## FUEL AND POWER

Fire Wood.....	Meter Cube	44.13	39.51	36.49	30.42	47.55	49.72	34.30	-	42.39	80.99	170.91	139.85
Charcoal.....	Kg	.99	-	1.70	1.05	1.01	1.24	.94	.99	1.44	1.07	-	1.63
Dung Cake.....	Kg	-	-	-	-	-	-	-	-	.39	-	.69	.12
Kerosine.....	Lt	2.19	2.40	2.92	2.14	2.20	2.25	2.14	2.16	2.06	2.06	2.50	2.71
Diesel.....	Lt	2.91	2.80	-	2.86	2.92	2.97	2.86	2.88	2.78	2.78	-	2.78
Electric.....	K.Watt	.38	.27	-	.42	.27	.27	.27	.27	.27	.27	-	.28
Matches.....	Box	.25	.20	.23	.20	.25	.20	.20	.20	.20	.20	.20	.20
Candles.....	No	.83	.80	.90	.75	1.00	1.00	.92	1.00	.75	.75	1.00	.80
Buthane Gas (Shell).....	12.5 Kg	-	-	-	-	-	-	-	-	-	-	-	-
Eveready Drycell.....	No	1.75	-	1.75	1.75	1.67	1.75	1.50	1.50	1.75	1.75	1.75	1.75

## FURNITURE, FURNISHING, HOUSEHOLD EQUIPMENT AND OPERATION

## CHAIRS, TABLES, ETC.

Table Wanza (Machine made) Varnished..	No	140.00	123.33	55.00	140.00	135.00	150.00	216.67	145.00	316.67	-	-	250.00
Table Wanza (Hand made) Not Varnished..	No	120.00	-	-	-	-	-	-	-	-	-	-	-
Chairs Wanza (Machine Made) Varnished..	No	58.33	40.00	45.00	53.33	43.00	45.00	60.00	61.67	76.67	-	-	57.50
Chairs Wanza (Hand Made) Varnished....	No	45.00	-	-	-	-	-	-	-	-	-	-	-
Cupboard Wanza (2 doors) Varnished....	No	722.62	866.67	-	950.00	850.00	1033.33	850.00	960.00	1166.67	-	-	1025.00
Double Bed Wanza (120cm) Varnished....	No	423.33	400.00	375.00	516.67	430.00	350.00	433.33	375.00	486.67	-	-	550.00
Sofas (Complete).....	No	-	1500.00	-	-	-	-	3800.00	3300.00	3100.00	-	-	2100.00
Book Shelves Wanza (3 Shelves) no Door	No	273.33	293.33	350.00	166.67	243.33	293.33	275.00	326.67	306.67	-	-	280.00
Chest of Drawer .....	No	-	-	170.00	550.00	450.00	450.00	433.33	448.33	900.00	-	-	-

## FURNISHINGS &amp; REPAIRS

Bed Sheet (Non-Patterned Bahir Dar)													
1.90m x 2.50m.....	Pair	55.00	-	-	50.00	49.00	50.00	50.00	47.67	48.00	47.67	-	-

Table 4 : Average Retail Price of Goods and Services by Region and Selected Market Places - Group 4 Market Places (Cont'd)

February 2004  
Yekatit 1996

ITEM	UNIT	R E G I O N   A N D   M A R K E T   P L A C E S											
		O R O M I Y A											
		Ghimbi	Dembi-dolo	Shambu	Nekemte	Bedele	Metu	Jimma	Agaro	Ambo	Weliso	Ejere	Fiche
		P R I C E   I N   B I R R											
Bed Sheet(Patterned Kombolcha)													
1.90m x 2.50m.....	Pair	-	-	56.67	87.50	-	-	-	-	87.67	-	-	
Bed Cover(Patterned Kombolcha).....	No	-	-	-	-	-	-	-	-	42.50	-	60.00	
Blanket Woolen(Debre B.)160cm x 220cm.....	No	85.00	-	78.33	80.00	81.67	84.33	79.00	80.33	80.00	78.67	-	
Mattress-Sponge (A.A Foam) 120cm.....	No	365.00	-	293.33	323.33	265.00	-	311.67	319.00	310.00	310.00	-	
Towel-Local (Kombolcha).....	No	-	11.33	-	12.50	-	-	11.67	12.33	10.33	-	-	
<b>EARTHEN WARE</b>													
Water Pot.....	No	5.00	5.67	15.00	4.25	7.83	4.67	4.92	5.83	5.17	3.17	1.25	5.33
'Jebena' Medium Size.....	No	2.00	2.00	5.17	2.08	3.67	4.17	4.00	2.33	3.00	2.17	.93	1.67
'Mitad' (Griddle of Clay).....	No	10.00	9.00	-	8.83	18.67	17.67	6.17	6.67	12.83	12.00	6.00	9.33
Local Stove '(Lakech)'	No	8.00	6.00	8.17	9.50	10.67	9.00	6.00	5.83	5.17	-	-	5.33
Cup for Coffee (China).....	No	1.25	1.25	1.08	1.03	1.23	1.25	1.25	1.00	1.25	1.17	1.25	1.25
Plate Clay (imported).....	No	3.50	3.67	4.50	-	4.17	4.33	4.00	4.00	3.50	3.25	-	3.50
<b>STRAW, BAMBOO AND OTHERS</b>													
'Sefed'.....	No	6.00	5.75	5.83	4.08	4.33	6.33	5.50	5.83	7.17	8.33	7.50	5.33
Sack 100Kg Capacity.....	No	-	-	-	-	-	5.75	6.00	-	-	-	-	-
<b>METAL WARE</b>													
Cooking Pan Medium (Local).....	No	35.00	26.67	23.00	25.67	22.33	29.33	26.33	25.67	15.67	22.67	18.00	19.33
Tray (Nickel) Medium N <sup>o</sup> 45 Local.....	No	-	-	-	-	-	-	-	-	-	15.67	-	14.33
Electric 'Mitad' Aluminium.....	No	-	-	-	-	-	-	450.00	-	-	-	-	-
Gas Stove (Kerosine) China.....	No	45.00	39.00	36.50	41.00	36.50	39.33	36.00	38.00	37.67	35.67	-	-
Refregrator.....	No	-	-	-	2750.00	-	-	3800.00	-	-	-	-	-

Table 4 : Average Retail Price of Goods and Services by Region and Selected Market Places - Group 4 Market Places (Cont'd)

February 2004  
Yekatit 1996

ITEM	UNIT	R E G I O N   A N D   M A R K E T   P L A C E S											
		O R O M I Y A											
		Ghimbi	Dembi-dolo	Shambu	Nekemte	Bedele	Metu	Jimma	Agaro	Ambo	Weliso	Ejere	Fiche
		P R I C E   I N   B I R R											
<b>PLASTIC WARE (LOCAL MADE)</b>													
Jerrycan (20 Litres).....	No	27.67	15.00	-	24.50	23.67	-	-	18.00	22.33	22.33	-	18.67
Bucket (20 Litres).....	No	15.67	15.33	14.83	15.33	16.00	14.17	14.00	14.33	14.67	12.67	14.00	14.00
<b>GLASS WARE</b>													
Glass for Tea (Duralax).....	No	3.00	-	3.33	3.08	3.33	3.00	3.00	3.00	3.00	2.58	-	3.38
<b>OTHER HOUSEHOLD EQUIPMENT</b>													
Kerosine Lamp.....	No	15.00	22.33	14.67	21.50	22.33	15.00	-	14.33	22.67	19.33	-	-
'Kuraz' Small Local Kerosine Lamp.....	No	.83	1.00	1.00	.83	1.00	1.00	1.00	1.00	.75	1.00	.62	-
Flash Light.....	No	7.00	6.50	6.00	6.00	6.00	7.00	6.00	5.58	6.50	6.00	6.00	6.50
Electric Bulb Philips(40/60 Watt).....	No	2.00	2.00	2.00	2.00	2.33	2.50	2.00	2.00	2.00	2.17	2.00	2.00
<b>HOUSEHOLD OPERATION</b>													
Hard Soap (Local).....	200gm	1.43	2.00	2.00	1.63	1.60	1.25	1.33	-	2.00	2.00	1.43	1.28
Hard Soap (Imported).....	200gm	1.60	2.50	-	2.07	2.13	2.27	2.07	2.50	2.00	2.50	1.60	2.27
Detergent (Omo).....	50gm	1.25	1.25	1.67	.84	1.67	1.67	1.42	.59	1.67	1.00	1.67	1.67
Incense.....	Kg	6.00	6.00	5.83	3.79	8.00	5.00	5.83	6.00	6.00	4.44	5.50	10.00
Sandal Wood.....	No	.25	.25	.25	.25	.25	.25	.23	.25	.25	.25	.25	.27
Toilet Paper (Mamko).....	Roll	3.00	3.00	3.00	3.00	3.00	3.00	3.00	3.00	3.00	3.00	3.00	3.00
<b>DRY CLEANING</b>													
Dry Cleaning (Suit Men).....	No	-	-	-	14.50	15.00	-	15.50	16.00	15.00	-	-	-

Table 4 : Average Retail Price of Goods and Services by Region and Selected Market Places - Group 4 Market Places (Cont'd)

February 2004  
Yekatit 1996

ITEM	UNIT	R E G I O N   A N D   M A R K E T   P L A C E S											
		O R O M I Y A											
		Ghimbi	Dembi-dolo	Shambu	Nekemte	Bedele	Metu	Jimma	Agaro	Ambo	Weliso	Ejere	Fiche
P R I C E   I N   B I R R													
<b>DOMESTIC SERVICE</b>													
Maid Servant.....	Month	30.00	43.33	18.33	23.33	38.33	33.33	38.33	28.33	25.00	32.50	21.67	25.00
Unskilled Service (Daily Laborer)....	Day	4.83	7.00	6.33	6.33	9.33	7.67	7.00	7.00	7.00	8.67	5.67	7.00
Salary for Guard .....	Month	50.00	-	-	-	81.67	53.33	53.33	68.33	93.33	-	-	52.50
<b>MEDICAL CARE</b>													
Ampicillin(250 mg) Local.....	56 Caps	14.00	-	16.80	14.00	16.12	15.00	16.80	14.54	16.80	15.27	-	7.15
Dichlorophine(500 mg) Local.....	6 Pills	-	-	-	-	-	-	-	-	-	-	-	-
Tetracycline(250mg) Local.....	56 Caps	6.67	11.20	7.67	6.53	9.40	8.33	8.80	7.13	8.55	8.13	11.20	9.54
Penicillin Injection(4 Mu. Local). Bottle		3.00	4.00	3.50	3.08	4.00	4.00	3.92	3.30	4.00	3.50	3.35	4.18
Chloramphenicol(250mg) Local.....	56 Caps	12.00	14.00	11.20	9.33	13.25	13.33	11.34	9.80	-	11.73	-	11.20
Dipron(500mg) Local.....	20 Pills	-	-	-	-	-	-	-	-	-	-	-	-
Cough Syrup (Berantine) Local.....	125cc	-	-	-	-	9.33	-	-	8.26	-	-	-	-
Bactrim(480mg) Local.....	30 Pills	9.00	7.50	-	3.38	7.33	-	-	3.15	-	-	9.00	7.54
Vermox(100mg) Local.....	12 Pills	-	3.00	-	1.67	3.50	-	-	-	2.00	2.00	2.00	-
Mezel(250mg) Local.....	30 Caps	6.00	6.00	3.43	3.75	5.67	4.67	4.36	3.57	4.50	5.17	6.00	5.06
Asprin (300 mg) Local.....	20 Pills	2.00	2.00	1.11	1.78	2.00	2.00	1.80	1.60	1.49	2.00	2.00	1.67
<b>OTHER MEDICAL EXPENSES</b>													
Doctor's Fee (Government).....	per visit	1.00	1.00	2.00	1.00	-	1.00	.50	.50	1.00	5.50	.50	1.00
Doctor's Fee (Private).....	per visit	4.67	5.00	-	10.00	5.00	5.67	13.33	5.00	5.00	4.00	-	5.00
Injection (Service Charge).....	Once	.50	-	-	.50	1.00	.83	1.00	-	.50	1.00	-	1.00
Laboratory Test Fee (Private).....	Once	4.00	5.00	-	4.00	4.00	4.50	4.00	5.00	3.00	5.00	-	4.00
Bed Charge (gov.).....	per day	-	6.00	-	2.50	-	2.00	4.00	-	2.00	14.00	-	3.00

Table 4 : Average Retail Price of Goods and Services by Region and Selected Market Places - Group 4 Market Places (Cont'd)

February 2004  
Yekatit 1996

ITEM	UNIT	R E G I O N   A N D   M A R K E T   P L A C E S										
		O R O M I Y A										
		Ghimbi	Demi-dolo	Shambu	Nekemte	Bedele	Metu	Jimma	Agaro	Ambo	Weliso	Ejere

P R I C E   I N   B I R R

TRANSPORT AND COMMUNICATION

TRANSPORT

Benzene.....	Lt	4.59	5.00	4.68	4.54	4.60	4.65	4.54	4.55	4.46	4.46	-	4.36
Motor Oil (Mobil).....	Lt	19.65	-	21.00	19.28	20.00	18.93	19.70	19.33	20.00	19.80	-	18.85
Car Washing and Greasing.....	No	-	-	-	35.00	35.00	-	17.00	25.00	50.00	25.00	-	25.00
Bus Fare (per km).....	Tarif	.12	-	-	.11	.10	.09	.10	.09	.10	.09	.10	.11
Bus Fare (within Town) .....	Trip	-	-	-	-	-	-	-	-	-	-	-	-
Taxi Fare .....	Trip	1.00	-	-	.75	-	-	.50	-	.50	-	-	1.00
Air Plane (To Addis Ababa) .....	Trip	-	371.00	-	-	-	-	229.00	-	-	-	-	-
Animal Transport fare.....	Trip	-	-	6.33	-	-	-	-	-	-	-	-	-
Cart Fare.....	Trip	-	-	-	-	1.00	1.00	.50	1.00	-	.50	-	-
Train Fare .....	Trip	-	-	-	-	-	-	-	-	-	-	-	-
Service Charge (Motor oil change)...	Once	-	-	-	-	-	-	-	-	-	10.00	-	-

COMMUNICATION

Telephone Charge (with town).....	Period	.40	.50	-	.10	-	.20	.20	.20	.20	-	-	.25
Telephone Charge to Addis Ababa.....	Period	2.85	2.75	2.00	2.65	2.70	3.25	2.70	2.70	2.05	2.05	2.05	2.05
Telephone Line Installation Charge..	Once	364.00	355.75	-	357.00	355.75	355.75	355.75	355.50	355.00	355.75	-	355.75

ENTERTAINMENT AND EDUCATION

EQUIPMENT AND ACCESSORIES

T.V. Set Philips 21 inch(Colored).....	No	-	-	-	3200.00	-	-	2966.67	-	-	-	-	-
Cassette Recorded Original(Local Music)No	12.00	10.00	11.00	12.00	10.00	10.00	10.00	10.00	10.00	10.00	12.00	12.00	10.00
Radio Set Philips 3 Band.....	No	-	-	-	157.50	115.00	115.00	141.67	-	-	-	-	-
Tape Recorder National (2 Speaker).....	No	-	-	172.50	245.00	137.50	256.67	350.00	165.00	-	205.00	200.00	250.00
Expense for Photograph(Passport size)4Pho	4.00	4.00	2.00	3.00	-	6.00	6.00	4.00	4.00	-	3.00	-	3.00

Table 4 : Average Retail Price of Goods and Services by Region and Selected Market Places - Group 4 Market Places (Cont'd)

February 2004  
Yekatit 1996

		R E G I O N   A N D   M A R K E T   P L A C E S											
ITEM	UNIT	O R O M I Y A											
		Ghimbi	Dembi-dolo	Shambu	Nekemte	Bedele	Metu	Jimma	Agaro	Ambo	Weliso	Ejere	Fiche
		P R I C E   I N   B I R R											
Newspaper (Addis Zemen).....	No	-	-	-	.50	.50	.50	.50	.50	.50	.50	-	-
Theater Entrance Fee .....	Once	-	-	-	-	-	-	-	-	-	-	-	-
<b>EDUCATION</b>													
Exercise Book (50 Leaves) Local.....	No	1.78	-	1.85	1.75	1.82	1.92	1.92	2.00	1.60	1.70	1.88	1.73
Pencil (China).....	No	.25	.20	.25	.20	.25	.25	.25	.20	.25	.20	.20	.20
Ball Point-Bic England.....	No	1.00	-	1.03	1.00	1.00	1.00	1.00	1.00	1.00	1.00	1.05	1.03
Day School Fee-Public(Grade 7 & 8)..	Month	-	-	-	-	-	-	-	-	-	-	-	-
Day School Fee-Private(Grade 9-12)..	Month	-	-	-	-	-	-	-	-	-	-	-	-
Night School Fee-Government(Gr.9-12)	Month	-	-	-	22.00	-	30.00	21.25	17.50	17.50	13.00	-	-
School Uniform Fee .....	No	-	-	-	-	-	-	78.33	-	52.33	28.00	-	-
Night School Fee-Private(Grade9-12)..	Month	-	-	-	-	-	-	-	-	-	-	-	-
<b>PERSONAL CARE AND EFFECTS</b>													
<b>PERSONAL CARE</b>													
Lux Toilet Soap.....	90gm	2.25	2.25	2.25	2.70	2.25	3.60	1.97	2.06	1.80	-	1.97	2.25
Blade-TOPAZ.....	No	.25	.25	.23	.22	.25	.25	.25	.23	.25	.25	.23	.27
Hair Dressing (Traditional).....	No	2.00	10.00	.83	-	3.00	2.50	2.00	-	2.33	-	-	-
Hair Dressing (Modern).....	No	8.00	10.00	6.00	7.67	8.00	10.00	7.00	7.00	6.33	8.00	-	6.00
Barbery (Mens Hair Cut).....	No	4.00	3.00	2.00	3.00	3.00	3.00	5.67	3.00	3.00	2.00	2.33	2.67
Paraffin Hair Oil.....	330cc	8.00	7.50	8.62	8.80	8.80	8.33	7.50	7.33	7.50	7.00	8.00	7.17
Zenith Hair Oil.....	330cc	-	7.50	8.80	7.48	6.60	8.33	7.33	6.32	8.00	7.33	8.00	7.00
Shaving Machine (medium) .....	No	-	-	-	-	-	-	12.00	-	-	-	-	-
Perfume .....	CC	-	-	23.33	26.00	16.66	25.67	-	24.00	-	18.33	-	20.00
<b>PERSONAL EFFECTS</b>													
Umbrella-Men Medium (Local).....	No	27.67	24.00	17.67	23.00	19.33	22.33	15.33	18.00	15.33	17.33	-	16.50

Table 4 : Average Retail Price of Goods and Services by Region and Selected Market Places - Group 4 Market Places (Cont'd)

February 2004  
Yekatit 1996

ITEM	UNIT	R E G I O N   A N D   M A R K E T   P L A C E S											
		O R D O M I Y A											
		Ghimbi	Dembi-dolo	Shambu	Nekemte	Bedele	Metu	Jimma	Agaro	Ambo	Weliso	Ejere	Fiche
				P R I C E   I N   B I R R									
Umbrella-Women Medium (Imported).....	No	20.00	18.67	16.67	18.67	20.33	20.00	16.50	17.67	15.00	17.00	16.00	-
Hand Bag (Imported Synthetic).....	No	-	-	-	75.00	46.67	-	41.67	-	34.67	-	-	37.50
Belt (Local) Machine Made.....	No	7.67	7.33	13.00	10.50	10.67	-	-	10.33	14.00	6.67	5.33	6.50
Belt (Local) Hand Made.....	No	2.67	-	-	-	2.83	-	2.00	1.83	-	-	-	-
<b>JEWELLERY</b>													
Seiko-21 Jewels Automatic (Men).....	No	-	-	-	-	-	-	345.00	-	-	-	-	-
Seiko-21 Jewels Automatic (Women).....	No	-	-	-	-	-	-	275.00	-	-	-	-	-
Earrings (4gm 18 carat Local).....	Pair	320.00	-	-	360.00	260.00	360.00	340.00	-	366.67	380.00	-	-
Neck Laces (6gm 21 carat Imported)....	No	-	-	-	-	-	660.00	660.00	-	-	630.00	-	-
Rings (4gm 18 carat Local).....	No	320.00	-	-	360.00	260.00	360.00	340.00	-	366.67	380.00	-	-
Bracelet 20gm (18 carat Local).....	No	1600.00	-	-	1800.00	-	1800.00	1700.00	-	-	2100.00	-	-
<b>LIVESTOCK AND DRAUGHT ANIMALS</b>													
<b>LIVESTOCK</b>													
Sheep (10-15Kg).....	No	113.33	103.33	90.67	111.67	96.67	125.00	135.00	108.33	125.67	130.00	57.00	102.00
Goat (10-15Kg).....	No	83.33	37.67	75.67	80.00	68.33	78.33	-	77.67	78.00	90.00	47.00	61.67
Heifer (2-4 Years).....	No	430.00	303.33	-	338.50	261.67	476.67	328.33	375.00	-	340.00	291.33	233.33
Cow (4 Years and Above).....	No	676.67	510.00	-	494.33	453.33	593.33	483.33	500.00	-	463.33	599.00	1600.00
Bull (2-4 Years).....	No	506.67	276.67	-	372.50	259.00	523.33	345.00	385.00	-	376.67	619.33	286.67
Ox (4 Years and Above).....	No	916.67	753.33	-	915.00	816.67	956.67	876.67	880.00	-	856.67	797.33	893.33
Hen (Indigenous).....	No	12.33	11.00	9.17	9.00	10.67	12.67	8.00	9.67	10.50	11.33	6.50	7.67
Cock (Indigenous).....	No	21.67	19.67	16.00	15.67	15.67	23.67	14.67	13.33	17.00	19.00	13.58	13.00
<b>DRAUGHT ANIMALS</b>													
Donkey.....	No	360.00	426.67	-	-	-	400.00	-	465.00	-	273.33	233.67	153.33
Horse.....	No	-	-	-	-	-	446.67	-	-	-	500.00	-	-

Table 4 : Average Retail Price of Goods and Services by Region and Selected Market Places - Group 4 Market Places (Cont'd)

February 2004  
Yekatit 1996

ITEM	UNIT	R E G I O N   A N D   M A R K E T   P L A C E S											
		O R O M I Y A											
		Ghimbi	Dembi- dolo	Shambu	Nekemte	Bedele	Metu	Jimma	Agaro	Ambo	Weliso	Ejere	Fiche
Mule.....	No	-	-	-	-	-	925.00	-	-	-	1076.67	-	-
<b>FARM EQUIPMENT (INDUSTRIAL PRODUCT)</b>													
Sickel.....	No	8.33	-	-	7.50	7.00	8.00	7.33	6.33	7.00	11.33	-	-
Pick Axe ('Doma').....	No	18.00	-	-	19.50	-	20.00	18.33	-	20.00	20.67	-	20.00
'Gejera'.....	No	22.50	-	-	20.00	-	20.00	18.33	17.67	20.00	20.00	-	-
<b>FARM EQUIPMENT (HAND MADE)</b>													
'Mofer'.....	No	-	-	-	-	-	-	-	-	-	-	-	-
'Kember'.....	No	-	-	-	-	-	-	-	-	-	-	-	-
'Digr'.....	No	-	-	-	-	-	-	-	-	-	-	-	-
Plough.....	No	8.00	-	-	8.33	11.33	7.33	6.00	5.33	10.00	9.33	-	-
Sickel.....	No	5.33	-	-	2.67	3.83	-	1.50	1.83	3.17	3.00	3.33	8.00
'Wegel'.....	No	3.17	-	-	2.67	7.17	4.17	2.00	2.33	5.00	2.17	-	-
'Erfe '.....	No	-	-	-	-	-	-	-	-	-	-	-	-
<b>MISCELLANEOUS GOODS AND SERVICES</b>													
Coffin (Medium Quality).....	No	173.33	-	105.00	120.00	180.00	250.00	225.00	-	118.33	79.67	-	90.00
Charge for Money order .....	Once	2.65	2.60	2.60	11.03	2.65	11.30	5.73	2.60	3.69	1.00	-	2.60
Charge for Visa (for person).....	No	-	-	-	-	-	-	-	-	-	-	-	-

# **Group 5**

## **Market Places**

(Nazareth, Shashemene, Diksise, Asela, Asebe Teferi, Bedessa, Alemaya, Boreda, Adaba, Robe, Hagere Mariam and Negele Borena.)



Table 5 : Average Retail Price of Goods and Services by Region and Selected Market Places - Group 5 Market Places

February 2004  
Yekatit 1996

R E G I O N   A N D   M A R K E T   P L A C E S													
ITEM	UNIT	O R O M I Y A											OROMIYA AVERAGE
		Nazareth	Shashe- mene	Diksise	Asella	Asebe- Teferi	Bedessa	Alemaya	Boreda	Adaba	Robe	Hagere- Mariam	

P R I C E   I N   B I R R

**CEREALS UNMILLED**

'Teff' White .....	Kg	2.54	2.48	2.05	2.00	2.48	2.11	2.75	2.98	-	2.02	2.83	2.23	2.31
'Teff' Mixed.....	Kg	2.31	2.23	1.62	1.85	2.32	1.93	2.50	2.50	-	1.89	2.47	2.10	2.06
'Teff' Black (Red).....	Kg	2.03	1.86	1.52	1.85	2.20	-	2.22	2.00	1.68	2.03	2.03	2.00	1.84
Wheat White.....	Kg	1.54	1.60	1.35	1.38	1.80	1.14	2.05	1.93	1.29	1.33	1.57	1.29	1.55
Wheat Mixed.....	Kg	-	-	1.46	-	-	-	-	-	1.18	1.18	-	-	1.34
Wheat Black.....	Kg	-	-	1.62	1.39	-	.90	1.35	-	1.21	-	1.47	-	1.52
Barley White.....	Kg	1.65	1.87	.97	1.14	1.77	1.20	1.83	1.93	.95	.94	1.51	1.37	1.50
Barley Mixed.....	Kg	-	-	1.03	1.18	-	1.02	-	-	.85	.94	1.46	1.48	1.38
Barley Black.....	Kg	1.64	2.05	1.00	1.20	-	-	-	-	.89	1.26	-	1.34	1.40
Barley for Beer.....	Kg	1.74	1.87	.99	1.05	1.65	-	-	-	1.01	.94	-	-	1.36
Maize.....	Kg	1.20	1.37	.89	.76	1.00	.75	.97	1.08	1.07	.71	.83	1.41	1.04
Durrah.....	Kg	-	1.79	1.08	.84	-	.77	-	-	1.19	1.29	-	-	1.19
Sorghum Yellow.....	Kg	1.27	-	-	-	-	-	1.37	-	-	-	-	-	1.45
Sorghum White.....	Kg	1.35	1.78	-	-	.91	1.19	-	-	-	-	1.14	-	1.24
Sorghum Red.....	Kg	1.27	-	-	-	.76	.91	1.65	.83	-	-	-	-	1.08
African Millet.....	Kg	-	1.74	-	-	-	.95	-	-	-	-	-	-	1.34
Rice.....	Kg	5.00	5.00	5.00	5.00	4.50	4.25	4.42	4.33	5.00	4.83	5.00	5.00	4.85
Oats.....	Kg	-	-	-	1.43	-	-	-	-	1.07	1.07	3.50	1.78	2.13
Hulled Barley.....	Kg	-	-	-	-	-	-	-	-	1.08	-	-	-	1.76

**CEREALS MILLED**

'Teff' White.....	Kg	-	-	-	-	-	-	-	3.17	-	-	-	3.00	2.83
'Teff' Mixed.....	Kg	-	-	-	-	-	-	-	2.90	-	-	-	-	2.90
'Teff' Black (Red).....	Kg	-	-	-	-	-	-	-	3.25	2.33	2.47	-	-	2.25
Wheat White.....	Kg	-	-	-	-	-	-	1.75	2.08	-	-	-	-	1.92
Wheat Mixed.....	Kg	-	-	-	-	-	-	1.50	-	1.39	-	-	-	1.47
Barley White.....	Kg	-	-	-	-	-	-	-	-	-	-	-	-	-

Table 5 : Average Retail Price of Goods and Services by Region and Selected Market Places - Group 5 Market Places (Cont'd)

February 2004  
Yekatit 1996

R E G I O N   A N D   M A R K E T   P L A C E S														
ITEM	UNIT	O R O M I Y A											OROMIYA AVERAGE	
		Nazareth	Shashe- mene	Diksise	Asella	Asebe- Teferi	Bedessa	Alemaya	Boreda	Adaba	Robe	Hagere- Mariam		Negele- Borena
P R I C E   I N   B I R R														
Barley Mixed.....	Kg	-	-	-	-	-	-	-	-	1.21	-	-	3.36	2.50
Maize.....	Kg	-	-	-	-	-	-	1.50	-	1.41	-	1.09	1.72	1.49
Oats.....	Kg	5.00	6.00	5.00	5.17	-	4.00	-	-	-	-	-	4.67	4.91
Sorghum.....	Kg	-	-	-	-	-	-	-	-	-	-	-	-	2.13
Durrah.....	Kg	-	-	-	-	.91	-	-	-	-	-	-	-	.91
'Furno Duket' Locally Processed..	Kg	3.33	3.33	3.00	3.42	3.00	3.00	3.50	3.00	3.00	3.00	3.25	3.17	3.30
<b>PULSES UNMILLED</b>														
Horse Beans.....	Kg	2.13	2.20	1.64	1.74	2.03	1.47	2.50	1.48	1.51	1.72	2.42	3.00	1.95
Peas White.....	Kg	2.26	-	-	2.59	-	-	-	-	2.44	2.96	-	-	2.45
Peas Black.....	Kg	-	2.68	-	2.05	-	-	-	1.43	-	-	-	3.00	2.30
Peas Mixed.....	Kg	2.24	-	-	-	2.27	1.82	2.50	-	2.21	2.10	2.33	3.00	2.24
Soya Beans.....	Kg	-	-	2.97	-	-	-	-	-	-	-	-	3.00	2.99
Chick Peas.....	Kg	1.81	2.78	4.40	2.16	2.00	1.52	2.58	2.25	1.78	1.71	2.33	2.02	2.25
Lentils.....	Kg	3.50	3.96	3.58	3.38	2.77	2.90	3.17	3.00	3.78	2.73	4.00	4.17	3.64
Haricot Beans.....	Kg	1.62	1.47	-	1.85	1.00	1.06	-	.97	-	-	1.60	2.67	1.55
Lima Beans.....	Kg	-	-	-	-	-	1.19	1.35	1.05	-	-	-	1.28	1.26
Vetch.....	Kg	1.67	2.05	-	1.54	1.85	1.81	-	-	1.32	-	-	2.17	1.66
Fenugreek.....	Kg	3.50	4.13	3.58	3.34	2.12	2.64	2.75	2.67	2.17	2.38	3.50	7.54	3.44
<b>PULSES MILLED OR SPLIT</b>														
Horse Beans Milled.....	Kg	-	-	3.86	4.83	-	-	-	-	5.00	-	-	-	3.98
Peas Milled.....	Kg	-	6.00	-	4.67	-	-	4.67	7.90	-	5.00	-	-	5.14
Chick Peas Milled.....	Kg	-	-	-	-	-	-	-	-	-	-	-	-	-
Mixed Pulses Milled.....	Kg	4.67	-	-	4.33	4.45	4.76	-	-	5.00	-	4.67	4.67	4.29
Vetch Milled.....	Kg	-	2.69	-	-	-	-	-	-	5.00	-	-	-	3.41
Peas Split.....	Kg	4.67	4.70	5.00	4.92	4.50	4.33	4.00	3.00	5.00	5.33	4.00	5.00	4.44
Peas Split(Roasted).....	Kg	4.00	3.33	-	-	-	4.00	4.00	-	5.00	-	-	4.50	4.13

Table 5 : Average Retail Price of Goods and Services by Region and Selected Market Places - Group 5 Market Places (Cont'd)

February 2004  
Yekatit 1996

ITEM	UNIT	R E G I O N   A N D   M A R K E T   P L A C E S												OROMIYA AVERAGE
		O R O M I Y A												
		Nazareth	Shashe- mene	Diksise	Asella	Asebe- Teferi	Bedessa	Alemaya	Boreda	Adaba	Robe	Hagere- Mariam	Negele- Borena	
P R I C E   I N   B I R R														
Horse Beans Split(Roasted).....	Kg	3.50	3.00	-	-	-	3.50	-	-	-	-	3.17	-	3.27
Lentils Split.....	Kg	6.00	5.56	5.50	5.33	5.50	5.50	5.50	5.25	5.67	5.50	5.00	-	5.38
Vetch Split(Roasted).....	Kg	3.42	2.92	-	-	-	-	-	-	-	-	-	3.83	3.40
Chick Peas Split(Roasted).....	Kg	4.00	-	-	-	-	-	-	-	-	-	-	-	4.00
Fenugreek Milled.....	Kg	10.00	5.37	10.00	10.67	10.71	-	-	5.00	8.00	8.00	10.00	12.00	8.46
<b>OIL SEEDS</b>														
Niger Seed.....	Kg	5.00	6.98	5.04	3.75	4.45	7.76	5.50	-	2.86	6.00	5.67	7.93	4.49
Linseed White.....	Kg	-	-	-	-	-	-	-	-	-	-	-	-	2.60
Linseed Black.....	Kg	5.00	4.67	3.30	3.23	4.17	4.11	4.00	4.00	2.50	2.58	4.17	7.93	3.69
Sesame Seed.....	Kg	7.33	-	18.89	-	-	2.94	-	3.00	-	5.88	-	6.50	6.67
Sunflower.....	Kg	3.67	3.33	4.57	4.31	4.17	-	3.75	-	4.90	4.79	3.00	3.55	3.51
Castor Beans.....	Kg	-	.91	4.72	-	1.84	1.96	2.78	3.20	3.58	3.26	-	-	2.78
Rape Seed.....	Kg	3.67	2.34	4.42	3.05	1.80	1.59	3.92	3.00	2.73	2.68	3.17	7.93	3.22
Ground Nut Shelled.....	Kg	5.83	6.00	-	5.67	5.66	5.52	-	5.50	6.00	5.67	5.25	-	5.55
<b>PREPARED CEREAL PRODUCTS</b>														
Spaghetti (Local) Without Egg....	Kg	7.50	8.00	7.50	7.00	5.00	5.00	7.00	5.67	7.00	-	8.00	7.00	6.83
Pastini.....	Kg	9.00	8.67	-	8.33	-	8.00	7.00	-	-	8.67	10.00	9.00	8.48
Macaroni (Local) Without Egg....	Kg	6.00	5.83	5.17	6.17	5.00	5.00	5.83	5.00	5.50	5.50	5.00	6.17	5.36
'Fafa' Flour.....	kg	10.33	-	-	7.50	-	-	-	-	-	-	-	8.89	9.59
'Dube' Flour.....	kg	5.08	5.00	-	5.67	-	-	-	-	-	6.00	-	6.00	5.50
<b>BREAD AND OTHER PREPARED FOODS</b>														
'Enjera' ('Teff' Mixed).....	325gm	.49	.53	.42	.57	.72	.60	.70	.98	.59	.72	.47	.56	.58
'Dabo' (Traditional Ambasha)..	350gm	.88	.69	.60	.68	-	-	-	-	.67	.41	.57	.46	.58
'Dabo' (Traditional Sheleto)..	350gm	.55	.73	-	.65	.48	.55	-	-	.53	.50	.60	.50	.61

Table 5 : Average Retail Price of Goods and Services by Region and Selected Market Places - Group 5 Market Places (Cont'd)

February 2004  
Yekatit 1996

ITEM	UNIT	R E G I O N   A N D   M A R K E T   P L A C E S												OROMIYA AVERAGE
		O R O M I Y A												
		Nazareth	Shashe- mene	Diksisie	Asella	Asebe- Teferi	Bedessa	Alemaya	Boreda	Adaba	Robe	Hagere- Mariam	Negele- Borena	
P R I C E   I N   B I R R														
Bread Wheat (Bakery).....	350gm	1.25	1.54	1.01	1.20	1.20	.85	1.39	1.10	.95	1.09	1.14	.93	1.10
Biscuits .....	150gm	2.73	1.81	.64	2.84	2.73	2.73	1.62	2.82	2.00	2.73	2.73	2.68	2.26
<b>MEAT</b>														
Beef .....	Kg	17.00	16.00	9.59	14.00	16.00	16.00	15.00	15.00	16.00	16.00	13.33	12.67	13.76
Camel Meat .....	Kg	-	-	-	-	-	-	-	-	-	-	5.36	10.00	7.22
<b>FISH AND FISH PRODUCTS</b>														
Fish Fresh.....	Kg	-	7.00	-	-	-	-	-	-	-	-	-	-	10.50
Sardines (Imported).....	125gm	5.50	6.17	-	-	5.50	6.25	6.25	6.25	8.00	6.00	7.00	6.75	6.19
<b>DIARY PRODUCTS AND EGG</b>														
Cow Milk (Unpasteurized).....	Lt	3.03	2.67	-	2.00	2.75	3.10	3.91	2.00	2.63	3.76	5.30	2.78	2.87
Cow Milk (pasteurized).....	Lt	-	-	-	-	-	-	-	-	-	-	-	-	-
Camel Milk.....	Lt	-	-	-	-	1.92	-	-	-	-	-	1.76	2.07	1.92
Goat Milk.....	Lt	-	-	-	-	-	-	-	-	-	-	-	-	-
Powdered Milk (Edget).....	450gm	37.75	-	-	34.67	-	-	-	-	-	-	-	20.00	31.11
Yoghurt (Traditional).....	Lt	7.14	3.70	-	2.72	4.17	5.77	5.77	4.00	3.58	5.97	6.38	6.11	4.53
Cheese Cottage.....	Kg	5.00	3.26	-	4.51	-	-	-	-	4.52	1.25	-	5.25	4.27
Egg (Traditional).....	Dozen	4.80	4.80	3.43	3.62	4.80	3.62	4.39	3.62	3.29	4.00	4.80	4.00	4.22
<b>OILS AND FATS</b>														
Butter Unrefined.....	Kg	26.33	28.00	32.22	27.33	27.27	25.00	30.55	21.34	31.19	28.00	22.33	20.00	25.81
Cooking Oil (Imported).....	Lt	12.01	11.72	11.78	11.44	12.33	11.11	10.53	12.33	13.00	12.67	12.67	11.56	12.21
Cooking Oil (Local).....	Lt	13.00	12.33	11.17	11.67	11.50	11.67	12.50	12.00	11.00	11.50	13.00	12.67	12.04

Table 5 : Average Retail Price of Goods and Services by Region and Selected Market Places - Group 5 Market Places (Cont'd)

February 2004  
Yekatit 1996

ITEM	UNIT	R E G I O N   A N D   M A R K E T   P L A C E S												OROMIYA AVERAGE
		O R O M I Y A												
		Nazareth	Shashe- mene	Diksise	Asella	Asebe- Teferi	Bedessa	Alemaya	Boreda	Adaba	Robe	Hagere- Mariam	Negele- Borena	

P R I C E   I N   B I R R

**VEGETABLES AND FRUITS**  
**VEGETABLES (FRESH)**

Ethiopian Kale.....	Kg	1.74	.30	.48	1.17	-	.51	-	-	.31	.61	1.09	1.26	.86
Cabbage.....	Kg	1.93	.45	.34	.36	1.15	1.76	1.66	.64	.36	.38	1.39	.90	.91
Lettuce.....	Kg	1.91	-	-	-	-	-	.54	-	-	.63	-	-	1.59
Spinach.....	Kg	1.96	-	-	-	-	-	-	-	.20	-	-	-	1.17
Carrot.....	Kg	1.99	.97	1.25	1.58	2.00	-	2.32	-	.83	.86	1.65	2.82	1.62
Tomatoes.....	Kg	1.88	1.76	1.86	.95	2.50	1.09	2.57	.51	2.33	3.30	-	4.10	1.82
Onions.....	Kg	2.78	2.27	3.64	4.52	2.44	2.22	3.17	2.66	3.86	2.19	3.96	3.00	3.43
Garlics.....	Kg	6.00	4.67	6.24	4.36	8.12	10.07	-	5.27	2.88	5.74	-	9.39	6.03
Leaks.....	Kg	2.50	3.00	-	3.96	-	-	1.97	-	2.09	1.41	-	2.50	2.63
Pepper Green.....	Kg	4.03	3.50	7.54	3.42	4.72	2.42	4.72	5.42	4.10	4.75	3.34	3.97	3.81
Pumpkin.....	Kg	.84	.38	-	-	.39	.31	.70	.39	.43	.30	-	1.22	.54
Green Peas.....	Kg	3.00	-	-	-	-	-	-	-	-	-	-	-	2.16
Beet Root.....	Kg	1.17	.99	.73	.68	1.96	2.47	.71	-	.81	.76	1.05	1.31	1.12
Cauliflower.....	Kg	-	-	-	-	-	-	-	-	-	-	-	-	-

**FRUITS FRESH**

Banana.....	Kg	2.50	2.50	2.35	2.50	1.26	-	-	1.96	1.19	2.66	1.59	3.00	1.90
Orange.....	Kg	3.00	3.00	-	3.42	-	-	3.50	-	2.20	2.47	-	-	2.73
Lemon.....	Kg	2.67	3.00	-	2.36	3.97	-	-	-	2.53	1.70	1.94	10.83	3.76
Tangerine.....	Kg	-	-	-	-	-	-	-	-	5.00	-	-	-	5.00
Papaya.....	Kg	2.50	2.17	-	.90	1.47	-	4.90	-	1.55	1.23	-	2.52	1.71
Grapes.....	Kg	-	-	-	-	-	-	-	-	-	-	-	-	-
Avocado.....	Kg	2.58	3.00	-	-	-	-	-	-	2.76	4.47	-	3.03	3.35
Mango.....	Kg	2.58	2.50	-	-	-	-	-	-	2.83	3.13	2.06	2.84	2.66
Cactus.....	Kg	-	-	-	-	-	-	-	-	.37	.83	-	-	.60

Table 5 : Average Retail Price of Goods and Services by Region and Selected Market Places - Group 5 Market Places (Cont'd)

February 2004  
Yekatit 1996

ITEM	UNIT	R E G I O N A N D M A R K E T P L A C E S												OROMIYA AVERAGE
		O R O M I Y A												
		Nazareth	Shashe- mene	Diksise	Asella	Asebe- Teferi	Bedessa	Alemaya	Boreda	Adaba	Robe	Hagere- Mariam	Negele- Borena	

P R I C E I N B I R R

**SPICES**

Pepper Whole.....	Kg	9.00	7.00	7.72	7.67	7.67	-	11.50	7.50	7.33	6.00	8.67	-	7.72
Black Pepper(Local).....	Kg	-	-	31.00	-	-	-	33.33	-	-	-	12.00	-	14.06
Long Pepper(Local).....	Kg	8.33	9.67	10.00	11.33	9.50	7.50	11.00	10.33	-	7.25	10.00	-	9.22
White Cumin(Bishop's Weed)Local..	Kg	4.83	7.90	5.33	4.92	4.50	4.50	6.50	6.00	7.00	8.68	4.83	12.50	5.39
Black Cumin(Local).....	Kg	5.00	9.39	5.00	5.50	5.00	4.17	6.50	6.67	5.24	7.32	4.83	8.33	5.62
Ginger Dry(Local).....	Kg	4.33	4.42	5.00	3.17	-	3.62	5.00	5.00	-	6.94	-	6.00	4.88
Ginger Wet(Local).....	Kg	1.50	1.17	1.50	1.50	2.00	1.95	2.50	-	1.53	1.96	1.33	2.00	1.79
Cloves(Imported).....	Kg	53.33	-	-	53.33	-	-	-	-	-	100.00	-	100.00	58.28
Cinnamon(Imported).....	Kg	23.67	18.67	20.00	22.00	-	20.00	20.00	-	-	30.00	24.00	-	21.96
Cardamon(Local).....	Kg	10.00	10.67	10.67	11.33	11.50	10.67	14.50	15.67	22.41	23.33	14.67	21.67	12.80
Tumeric Flour(Local).....	Kg	4.00	2.52	3.00	3.83	3.83	3.50	4.50	3.08	12.63	5.46	3.00	6.25	3.99
Chillies Whole.....	Kg	11.67	8.00	15.56	11.67	14.00	12.00	7.75	-	15.08	18.75	10.00	5.56	11.18
Basil Dry.....	Kg	6.33	6.00	10.00	7.50	7.25	6.50	9.00	10.00	11.67	13.89	6.00	8.33	7.70

**POTATOES, OTHER TUBERS AND STEMS**

Potato.....	Kg	1.23	.95	2.45	.75	2.10	1.01	1.46	1.97	.75	.92	1.08	1.50	1.26
Sweet Potato.....	Kg	1.12	1.04	-	-	.88	.69	.84	1.12	.77	.96	.51	1.12	.80
'Kocho' (Unprocessed).....	Kg	5.59	1.25	-	1.22	-	-	-	-	1.71	-	.45	2.56	1.80
'Bula'.....	Kg	4.06	1.57	-	2.55	-	-	-	-	2.22	2.93	-	2.86	2.87

**COFFEE, TEA, CHAT AND BUCK-THORN LEAVES**

Tea Leaves(Local).....	100gm	2.00	2.00	2.00	2.00	2.00	2.00	2.17	2.00	2.00	2.00	2.00	2.00	2.01
Coffee Whole.....	Kg	-	-	10.00	-	1.28	4.30	-	-	7.69	4.96	3.76	5.04	6.84
Coffee Beans.....	Kg	12.33	7.50	8.67	9.50	10.24	12.12	11.00	12.00	10.37	9.84	7.83	10.00	9.17
Coffee Leaves.....	Kg	-	-	-	-	6.94	3.97	5.42	-	8.33	2.59	-	10.00	5.39
Buck Thorn Leaves.....	Kg	3.42	3.66	3.68	2.23	-	4.99	-	3.34	1.73	3.08	-	3.44	3.31

Table 5 : Average Retail Price of Goods and Services by Region and Selected Market Places - Group 5 Market Places (Cont'd)

February 2004  
Yekatit 1996

R E G I O N   A N D   M A R K E T   P L A C E S														
ITEM	UNIT	O R O M I Y A												OROMIYA AVERAGE
		Nazareth	Shashe- mene	Diksise	Asella	Asebe- Teferi	Bedessa	Alemaya	Boreda	Adaba	Robe	Hagere- Mariam	Negele- Borena	
P R I C E   I N   B I R R														
'Chat'.....	Kg	10.38	25.00	5.95	32.75	11.85	2.21	11.27	8.26	30.96	46.86	12.57	6.64	12.42
Malt-Barley.....	Kg	3.95	2.54	-	1.64	2.94	-	-	-	-	3.07	3.34	-	3.07
Malt-Wheat.....	Kg	3.71	2.19	-	1.79	-	-	-	-	-	-	3.90	-	2.71
<b>OTHER FOOD ITEMS</b>														
Salt.....	Kg	1.42	1.58	1.25	2.00	1.23	.82	1.10	1.00	1.32	.95	2.00	1.01	1.32
Sugar.....	Kg	5.50	5.05	5.50	5.50	5.42	5.33	6.00	5.50	5.67	5.50	5.50	7.14	5.58
Honey.....	Kg	17.33	20.00	19.00	19.67	-	10.72	27.67	23.67	12.26	12.00	13.33	13.00	14.67
Canned Tomato (Local).....	410gm	6.00	6.17	-	6.17	5.00	5.69	6.83	7.32	6.75	5.71	7.00	6.50	6.45
<b>FOOD TAKEN AWAY FROM HOME</b>														
Cup of Tea.....	No	.38	.40	.30	.50	.40	.40	.38	.33	.50	.47	.50	.50	.42
Cup of Coffee.....	No	.90	1.00	1.00	1.00	1.00	1.00	1.00	.50	.80	1.00	.80	1.00	.82
Cup of Milk.....	No	1.00	1.00	1.00	1.00	1.00	1.00	1.25	1.00	.80	1.00	1.00	1.00	.93
'Key Wot Yebera'.....	One Meal	5.33	5.00	-	-	5.00	-	5.67	-	4.00	5.00	5.00	4.00	4.54
'Key Wot Yebeg/Yefyel'.....	One Meal	6.00	6.00	5.00	5.00	5.00	4.00	6.00	5.67	4.00	4.33	5.00	5.00	5.03
<b>COST OF MILLING</b>														
Cereals.....	100Kg	12.00	16.00	15.00	15.00	10.00	10.83	11.67	15.00	12.00	11.67	14.67	15.00	11.99
Pulses.....	100Kg	12.00	10.00	5.00	15.00	10.00	11.67	-	10.00	10.00	11.67	-	15.00	11.62
Pepper Whole.....	100Kg	86.67	100.00	100.00	65.00	55.00	50.00	100.00	100.00	75.00	53.33	-	100.00	68.83
<b>BEVERAGES - NON ALCOHOLIC</b>														
Ambo Mineral Water.....	500cc	1.50	1.50	2.00	1.50	2.00	-	1.62	-	2.00	2.17	2.00	2.50	1.87
Bure Mineral Water.....	500cc	-	-	-	-	-	-	-	-	-	-	-	-	-
Coca Cola/Fanta.....	300cc	1.50	1.75	2.00	1.75	2.00	2.00	2.00	2.00	2.00	2.00	2.00	2.50	1.95

Table 5 : Average Retail Price of Goods and Services by Region and Selected Market Places - Group 5 Market Places (Cont'd)

February 2004  
Yekatit 1996

R E G I O N   A N D   M A R K E T   P L A C E S														
ITEM	UNIT	O R O M I Y A												OROMIYA AVERAGE
		Nazareth	Shashe- mene	Diksise	Asella	Asebe- Teferi	Bedessa	Alemaya	Boreda	Adaba	Robe	Hagere- Mariam	Negele- Borena	
P R I C E   I N   B I R R														
Pepsi Cola/Mirinda.....	300cc	1.50	1.75	2.00	1.75	2.00	2.00	2.00	1.83	2.00	2.00	2.00	2.50	1.94
<b>BEVERAGES - ALCOHOLIC</b>														
Araki (Local).....	900cc	17.67	18.33	28.00	20.22	18.20	-	25.28	24.33	28.33	26.67	18.00	29.33	24.03
Cognac (Local).....	900cc	17.67	17.67	-	-	-	-	-	-	-	-	-	30.00	20.14
Brandy (Local).....	900cc	17.33	17.67	-	20.22	18.20	-	-	-	-	-	-	30.00	20.26
Gin (Local).....	900cc	17.67	17.67	28.00	20.22	18.20	-	25.28	26.33	28.33	26.67	18.00	29.33	24.09
Saris Wine (Normal).....	750cc	5.17	7.00	6.00	6.00	6.50	-	8.00	7.00	7.00	10.00	7.00	-	7.67
'Katikalla'.....	Lt	6.67	6.67	5.83	5.42	9.33	6.63	7.87	6.33	5.60	4.81	6.67	13.33	7.31
Beer (Bedele).....	330cc	2.58	3.00	-	3.00	3.00	-	3.00	-	-	-	3.00	3.50	2.94
Beer (Harar).....	330cc	2.75	3.00	3.00	3.00	3.00	3.00	2.60	2.92	3.00	3.00	3.00	3.50	3.00
Beer (Meta Abo).....	330cc	2.75	3.00	-	3.00	3.50	-	-	-	3.50	3.00	3.00	3.50	3.07
'Tella'.....	Lt	.60	.71	.69	2.81	1.25	.93	1.12	1.25	.60	1.11	.96	1.02	.93
'Tej' (Mead).....	Lt	2.00	1.79	2.00	2.00	2.00	2.00	1.87	1.52	1.58	2.23	1.92	1.83	2.31
<b>CIGARETTES AND TOBACCO</b>														
<b>CIGARETTES</b>														
Nyala.....	Packet	4.00	4.00	4.00	3.08	4.00	3.42	4.00	-	3.17	3.00	4.00	5.00	3.78
Gissila.....	Packet	1.50	1.67	1.00	.93	-	-	-	-	1.50	1.25	-	-	1.29
Rothmans.....	Packet	8.00	8.00	9.33	7.73	-	7.00	-	-	-	8.00	8.00	10.00	8.42
<b>TOBACCO</b>														
'Gaya'.....	Kg	-	6.67	-	-	-	-	-	-	-	-	-	-	8.76
<b>CLOTHING AND FOOT WEAR</b>														

Table 5 : Average Retail Price of Goods and Services by Region and Selected Market Places - Group 5 Market Places (Cont'd)

February 2004  
Yekatit 1996

R E G I O N   A N D   M A R K E T   P L A C E S														
ITEM	UNIT	O R O M I Y A											OROMIYA AVERAGE	
		Nazareth	Shashe- mene	Diksisé	Asella	Asebe- Teferi	Bedessa	Alemaya	Boreda	Adaba	Robe	Hagere- Mariam		Negele- Borena
P R I C E   I N   B I R R														
<b>CLOTHING</b>														
Abujedid(Akaki/Bahir Dar)91cm.	Meter	4.00	4.00	6.00	3.50	3.61	3.30	3.94	3.30	5.00	4.00	4.83	3.58	4.08
Abujedid(Komb./Arba Min.)150cm	Meter	6.00	6.00	7.00	5.00	-	-	-	-	6.50	4.33	6.00	6.00	5.97
Khaki(S-10,000 Twil)110cm.....	Meter	-	-	-	-	-	-	-	-	12.00	-	-	-	12.00
Khaki(Akaki)91cm.....	Meter	-	19.67	-	-	-	-	-	-	8.00	-	-	-	16.40
Wool-England 100%.....	Meter	-	-	-	-	-	-	-	-	-	-	-	-	-
Tetron(Arba Minch).....	Meter	15.33	-	-	15.33	-	-	-	-	-	-	-	-	15.50
Poplin(Dire Dawa)105cm.....	Meter	6.42	5.00	7.00	5.83	6.00	5.49	6.00	-	-	6.00	6.00	-	6.10
Poplin(Komb./Arba Minch)150cm.	Meter	10.67	10.67	-	11.67	-	-	-	-	11.00	10.00	11.00	12.00	10.96
Nylon(Mojo).....	Meter	9.83	10.00	8.67	6.50	-	-	-	-	-	5.17	-	12.50	9.49
Polyster(Arba Minch/Awasa)....	Meter	-	16.33	-	-	-	-	-	-	-	-	-	-	14.60
Jersi.....	Meter	-	-	-	-	-	-	-	-	-	-	-	-	11.00
Cotton.....	Kg	6.00	-	7.00	5.50	-	-	-	-	6.17	6.00	-	5.26	5.83
Hisufi .....	Meter	-	-	26.00	-	-	-	-	-	-	24.00	-	-	27.06
Kefay .....	Meter	-	-	-	-	-	-	23.67	21.00	15.33	-	-	22.50	19.87
<b>COST OF TAILORING</b>														
Woolen Suit (Men).....	No	283.33	266.67	-	293.33	-	-	-	-	-	275.00	260.00	-	274.32
Khaki Suit (Men).....	No	53.33	48.33	-	50.00	-	-	-	-	-	46.67	71.67	-	45.97
Khaki Suit (Boys).....	No	28.33	-	-	28.33	-	-	-	-	-	25.00	53.33	-	28.00
Tateron Suit (Men) .....	No	63.33	68.33	66.67	70.00	-	-	-	-	-	48.33	71.67	-	51.31
Tateron Suit (Boys) .....	No	36.67	-	27.50	40.00	-	-	-	-	-	25.67	53.33	-	31.35
<b>READY-MADE / FOR ADULTS</b>														
'Netela'.....	No	27.67	28.67	-	26.50	-	-	-	-	32.67	21.67	22.67	-	25.79
'Gabi'.....	No	61.67	63.33	66.67	54.33	-	-	-	-	65.33	58.33	85.00	-	64.04

Table 5 : Average Retail Price of Goods and Services by Region and Selected Market Places - Group 5 Market Places (Cont'd)

February 2004  
Yekatit 1996

ITEM	UNIT	R E G I O N   A N D   M A R K E T   P L A C E S											OROMIYA AVERAGE	
		O R O M I Y A												
		Nazareth	Shashe- mene	Diksise	Asella	Asebe- Teferi	Bedessa	Alemaya	Boreda	Adaba	Robe	Hagere- Mariam		Negele- Borena
P R I C E   I N   B I R R														
Shirts Long Sleeved (Local).....	No	25.67	31.33	-	-	-	-	-	25.00	-	41.67	-	31.84	
Shirts Short Sleeved (Local).....	No	26.00	-	-	-	-	-	-	-	-	38.33	-	34.11	
Shirts Long Sleeved (Imported)...	No	50.00	63.33	37.67	51.67	-	40.00	32.33	58.33	44.33	45.00	51.67	61.67	45.30
Shirts Short Sleeved (Imported)...	No	46.67	51.67	-	41.67	-	39.33	28.67	47.33	40.00	46.67	45.00	48.33	42.79
Socks (Cotton) Imported.....	Pair	6.00	10.00	5.00	-	6.17	5.50	-	-	4.67	4.83	5.33	7.33	5.57
Sweater (Local) Men.....	No	-	-	25.00	-	-	-	-	-	-	-	51.67	-	37.25
Sweater (Local) Women.....	No	-	-	-	-	19.67	-	-	-	-	-	-	-	19.00
Shash (Imported).....	No	8.67	4.67	7.67	11.00	-	6.67	11.33	8.00	7.33	11.67	7.33	18.67	9.26
Singlets (Local) White.....	No	11.00	-	9.67	14.33	-	-	-	-	-	-	13.33	13.00	11.15
Jeans Trouser.....	No	75.00	80.00	61.67	92.50	71.67	91.67	85.00	85.00	81.67	86.67	75.00	88.33	77.60
Woolen Suit.....	No	-	-	-	88.00	-	-	-	-	-	-	-	-	407.60
'Kemisna Netela'.....	No	136.67	116.67	73.50	133.33	90.00	96.67	-	120.00	130.00	135.00	86.67	95.00	106.44
Sweater-Men (Imported).....	No	110.00	-	81.67	120.00	-	82.67	-	106.67	93.33	101.67	95.00	106.67	99.00
Sweater-Women (Imported).....	No	75.00	59.33	51.67	95.00	-	80.00	76.67	-	64.33	65.00	55.00	77.50	62.75
Nylon Dress.....	No	-	-	-	-	-	-	-	-	-	-	-	-	15.67
Tetron Trouser.....	No	-	-	-	-	29.67	-	-	-	-	-	36.67	-	33.17
Leather Jacket.....	No	416.67	-	-	660.00	-	-	-	-	-	450.00	-	-	470.78
Under Wear China.....	No	15.33	14.00	12.00	15.33	13.67	-	-	-	11.33	15.67	9.78	14.33	12.80
Deriya .....	NO	-	7.89	-	10.00	7.22	8.60	-	6.67	9.67	13.89	11.34	18.33	10.58
Polyester Suit.....	No	-	-	-	-	-	-	-	-	-	-	-	-	-
Khaki Short .....	No	-	-	-	-	-	-	-	-	-	-	-	-	6.50
T-Shirts .....	No	-	31.67	24.33	27.67	-	20.00	23.67	16.33	25.33	33.33	23.67	-	25.66
Jogging Suit(sport tuta) .....	No	103.33	81.67	63.33	77.67	71.67	78.33	60.00	75.00	66.67	98.33	71.67	93.33	74.28
Khaki Jacket .....	No	126.67	120.00	101.67	115.00	-	-	-	-	100.00	-	98.33	95.00	105.16
Geldem .....	No	24.67	18.00	12.67	30.67	20.00	-	24.67	20.33	-	-	20.00	19.33	19.58

Table 5 : Average Retail Price of Goods and Services by Region and Selected Market Places - Group 5 Market Places (Cont'd)

February 2004  
Yekatit 1996

R E G I O N   A N D   M A R K E T   P L A C E S														
ITEM	UNIT	O R O M I Y A											OROMIYA AVERAGE	
		Nazareth	Shashe- mene	Diksise	Asella	Asebe- Teferi	Bedessa	Alemaya	Boreda	Adaba	Robe	Hagere- Mariam		Negele- Borena
P R I C E   I N   B I R R														
<b>READY-MADE / FOR CHILDREN</b>														
Sweater (Local) for Boys.....	No	17.00	-	-	20.33	-	-	-	-	16.50	-	16.00	-	15.22
Socks (Imported) Cotton.....	Pair	3.00	5.67	3.00	-	3.17	3.00	-	-	3.33	2.83	4.33	5.00	3.59
Jeans Trouser.....	No	52.50	-	-	-	-	-	-	-	-	-	-	73.33	61.70
Shirt Long Sleeved(Imported)Boys.	No	27.50	26.00	-	51.67	-	-	-	-	-	-	33.33	20.67	27.47
Sweater (England) for Girls.....	No	-	-	-	-	-	-	-	-	-	-	-	67.50	43.25
Short for Boys.....	No	-	-	-	-	-	-	-	-	-	-	-	-	4.73
Kemise(for children) .....	No	24.67	72.67	46.67	83.33	-	49.33	41.67	-	32.33	65.00	45.00	67.50	50.19
<b>FOOTWEAR (MEN AND WOMEN)</b>														
Anbessa Leather Shoes Men(Local)Pair		93.33	166.67	63.33	101.00	44.33	80.00	80.67	71.67	100.00	88.33	80.00	100.00	85.89
Leather Shoes Men (Croft).....	Pair	-	178.33	92.50	86.67	-	103.33	-	-	110.00	75.00	115.00	86.67	104.00
Walking Shoes(Imp.) Non-Leather	Pair	-	116.67	70.00	81.67	-	84.33	65.00	-	80.00	75.00	-	110.00	88.80
Canvas Shoes (Local) Men.....	Pair	19.00	-	-	20.00	-	-	-	-	-	-	34.00	21.00	23.50
Canvas Shoes (China) Men.....	Pair	21.67	20.33	28.67	-	25.00	15.33	28.33	-	23.67	23.33	27.33	33.50	24.60
Plastic Shoes (Local) Women....	Pair	9.33	7.33	7.33	7.00	6.17	6.17	7.00	6.00	9.67	11.17	7.67	9.17	7.44
Slippers Sponge Adult (China)..	Pair	7.00	7.00	6.33	7.33	6.83	-	8.00	7.50	6.17	7.33	-	7.33	7.03
Boots for Men Plastic (Local)..	Pair	33.33	41.00	51.33	44.00	-	38.67	-	-	39.67	37.67	41.33	-	40.78
Sendel Plastic Shoes (Imp.)....	Pair	-	10.67	-	11.33	-	-	16.67	-	-	-	-	-	12.89
Cost of Mending Shoes sole(Men).Pair		24.67	24.33	-	16.00	-	-	-	-	28.00	30.00	-	15.67	20.23

Table 5 : Average Retail Price of Goods and Services by Region and Selected Market Places - Group 5 Market Places (Cont'd)

February 2004  
Yekatit 1996

ITEM	UNIT	R E G I O N   A N D   M A R K E T   P L A C E S											OROMIYA AVERAGE
		O R O M I Y A											
		Nazareth	Shashe- mene	Diksise	Asella	Asebe- Teferi	Bedessa	Alemaya	Boreda	Adaba	Robe	Hagere- Mariam	

P R I C E   I N   B I R R

**CONSTRUCTION MATERIALS, WATER, AND  
FUEL AND POWER**

**CONSTRUCTION MATERIALS**

Cement/Bag/(Local).....	50Kg	35.33	35.33	-	36.00	38.00	40.00	43.00	45.67	40.67	40.00	39.83	45.00	40.52
Lime.....	Kg	1.00	.60	-	-	1.15	1.21	1.21	1.19	-	1.00	5.33	2.00	1.40
Nail (7cm - 12cm).....	Kg	7.33	7.00	8.00	-	7.00	7.00	8.00	8.00	8.00	7.33	7.00	10.00	7.62
Nail With Cape.....	Kg	10.00	10.00	10.00	10.00	10.00	9.50	12.00	10.00	10.00	9.50	10.33	11.00	10.13
Corrugated Iron Sheet (.2mm).....	No	45.17	45.00	30.33	37.50	28.00	-	-	-	30.67	29.67	-	29.67	35.20
Wood for House Construction('Atana')..	No	9.33	5.00	-	3.83	-	-	18.00	-	3.83	5.50	-	-	5.50
Wall Paints-Super (Fluid) Normal.....	4Kg	58.00	57.33	-	52.33	60.00	58.00	62.86	-	57.00	53.00	55.67	64.33	57.65
Wall Paints-Super (Fluid) Plastic.....	4Kg	88.00	88.00	-	84.33	90.00	90.67	90.00	-	100.00	90.00	86.33	94.33	89.57
Coarse Aggregate Gravel.....	Meter Cube	70.28	-	-	-	-	-	-	-	-	-	-	-	70.28
Hollow Concrete Block(20x20x40 cm Cube)No		2.20	2.25	-	2.25	2.60	-	2.50	-	-	3.00	-	2.50	2.60
Bricks (25cm x 12cm x 6cm).....	No	-	-	-	-	-	-	-	-	-	-	1.40	-	.54
Floor Board 4m Length.....	No	52.67	-	-	45.33	-	-	-	-	-	-	28.67	52.50	40.38
Iron Pipe 6mt. (1/2 inch Wide) Local..	No	67.67	97.50	-	83.33	-	-	50.00	-	-	-	40.00	57.50	62.05
Chipwood (125cm x 250cm x 8mm).....	No	86.00	83.33	-	-	85.00	-	-	-	-	-	40.00	-	80.27
Sand.....	Meter Cube	-	-	-	70.55	-	-	-	-	-	170.00	-	-	91.47
Gutter N° 32.....	Meter	26.33	27.33	-	-	-	-	-	-	-	29.50	-	-	21.60
Window Glass (50cm x 50cm x 3mm).....	No	12.67	10.67	-	14.33	-	-	-	-	-	25.00	10.00	-	14.38
Water Tanker (1meter cube).....	No	583.33	1100.00	-	-	1000.00	1200.00	-	-	-	-	-	-	872.73
Stone for House Construction..	Meter Cube	-	-	-	25.00	-	-	-	-	-	-	-	-	28.31
Mega Paints.....	4Kg	56.00	57.00	100.00	-	60.00	58.00	-	-	-	-	55.50	-	59.00
Tseday Paints.....	4Kg	-	57.00	-	-	-	-	-	-	-	-	-	-	71.20
"Yewellet Nitaf"(Tile).....	No	-	-	-	-	-	-	-	-	-	-	-	-	2.40

**WATER**

Water.....	Meter Cube	6.67	7.35	8.89	2.78	8.75	9.17	13.02	8.54	15.67	4.42	-	10.00	8.00
------------	------------	------	------	------	------	------	------	-------	------	-------	------	---	-------	------

Table 5 : Average Retail Price of Goods and Services by Region and Selected Market Places - Group 5 Market Places (Cont'd)

February 2004  
Yekatit 1996

ITEM	UNIT	R E G I O N   A N D   M A R K E T   P L A C E S												OROMIYA AVERAGE
		O R O M I Y A												
		Nazareth	Shashe- mene	Diksisie	Asella	Asebe- Teferi	Bedessa	Alemaya	Boreda	Adaba	Robe	Hagere- Mariam	Negele- Borena	

## P R I C E   I N   B I R R

## FUEL AND POWER

Fire Wood.....	Meter Cube	-	-	77.24	21.82	66.70	-	-	-	22.22	39.81	-	42.05	58.01
Charcoal.....	Kg	2.17	.89	1.76	.81	2.00	1.72	1.40	2.06	.78	1.01	1.15	.82	1.30
Dung Cake.....	Kg	.41	-	.15	-	-	-	-	-	-	.16	-	-	.32
Kerosine.....	Lt	1.96	2.04	3.03	1.99	1.86	1.87	1.79	2.50	2.25	2.11	2.12	2.19	2.26
Diesel.....	Lt	2.58	2.76	3.79	2.71	2.58	2.59	2.52	3.00	2.78	2.83	2.84	2.91	2.86
Electric.....	K.Watt	.27	.27	1.17	.27	-	.27	.27	-	.27	.27	2.22	.29	.64
Matches.....	Box	.18	.20	.20	.25	.25	.25	.25	.25	.20	.20	.20	.25	.22
Candles.....	No	.90	1.00	1.00	1.00	1.00	1.00	.50	1.00	1.00	1.00	1.00	1.00	.91
Buthane Gas (Shell).....	12.5 Kg	-	-	-	-	-	-	-	-	-	-	-	-	-
Eveready Drycell.....	No	1.75	1.58	1.75	1.75	1.50	3.00	1.50	3.00	1.75	1.75	1.75	1.58	1.81

## FURNITURE, FURNISHING, HOUSEHOLD EQUIPMENT AND OPERATION

## CHAIRS, TABLES, ETC.

Table Wanza (Machine made) Varnished..	No	256.67	210.00	250.00	273.33	450.00	-	-	-	193.33	200.00	250.00	-	205.53
Table Wanza (Hand made) Not Varnished.	No	-	-	-	176.67	-	-	-	-	-	-	-	250.00	162.86
Chairs Wanza (Machine Made) Varnished.	No	80.00	45.00	40.00	51.67	75.00	-	-	-	90.00	90.00	45.00	145.00	63.06
Chairs Wanza (Hand Made) Varnished....	No	-	-	-	41.67	-	-	-	-	-	-	-	-	43.33
Cupboard Wanza (2 doors) Varnished....	No	983.33	1066.67	900.00	1150.00	966.67	1100.00	1150.00	-	-	-	1050.00	1350.00	997.83
Double Bed Wanza (120cm) Varnished....	No	643.33	450.00	400.00	570.00	766.67	700.00	635.00	-	356.67	450.00	406.67	675.00	486.94
Sofas (Complete).....	No	3033.33	2333.33	-	3516.67	2500.00	-	-	-	-	-	3250.00	-	2913.04
Book Shelves Wanza (3 Shelves) no Door	No	446.67	216.67	150.00	293.33	316.67	300.00	-	-	280.00	-	250.00	450.00	286.85
Chest of Drawer .....	No	750.00	550.00	350.00	723.33	600.00	-	-	-	500.00	-	500.00	825.00	564.70

## FURNISHINGS &amp; REPAIRS

Bed Sheet (Non-Patterned Bahir Dar)														
1.90m x 2.50m.....	Pair	48.67	50.00	41.33	46.67	-	46.67	-	40.67	53.00	50.67	50.00	49.33	48.36

Table 5 : Average Retail Price of Goods and Services by Region and Selected Market Places - Group 5 Market Places (Cont'd)

February 2004  
Yekatit 1996

ITEM	UNIT	R E G I O N   A N D   M A R K E T   P L A C E S												OROMIYA AVERAGE
		O R O M I Y A												
		Nazareth	Shashe- mene	Diksise	Asella	Asebe- Teferi	Bedessa	Alemaya	Boreda	Adaba	Robe	Hagere- Mariam	Negele- Borena	
P R I C E   I N   B I R R														
Bed Sheet(Patterned Kombolcha)														
1.90m x 2.50m.....	Pair	81.67	81.67	54.67	90.00	-	-	-	-	-	90.00	-	65.00	76.17
Bed Cover(Patterned Kombolcha).....	No	-	-	-	-	-	-	-	-	-	-	-	-	48.33
Blanket Woolen(Debre B.)160cm x 220cm.	No	75.33	79.33	95.00	77.67	85.00	70.67	78.67	78.00	-	-	-	85.00	80.50
Mattress-Sponge (A.A Foam) 120cm.....	No	280.00	236.67	-	305.00	293.33	277.50	283.33	290.00	270.00	293.33	388.00	306.67	298.53
Towel-Local (Kombolcha).....	No	10.00	10.33	-	5.33	-	-	-	-	16.33	14.67	9.33	-	11.25
<b>EARTHEN WARE</b>														
Water Pot.....	No	9.00	5.00	3.75	3.33	-	-	-	-	2.83	6.67	6.67	-	5.54
'Jebena' Medium Size.....	No	3.00	3.00	1.58	1.67	3.00	4.00	4.00	4.00	1.00	1.50	2.67	4.33	2.72
'Mitad' (Griddle of Clay).....	No	14.00	9.00	12.33	7.67	7.50	10.33	6.33	7.00	24.33	12.67	8.67	12.00	10.81
Local Stove '(Lakech)'	No	7.00	5.33	7.00	5.67	6.00	10.00	5.00	5.00	-	2.42	8.33	7.00	6.68
Cup for Coffee (China).....	No	1.00	1.00	1.25	1.00	1.25	1.25	1.25	1.00	1.25	1.00	1.00	1.25	1.15
Plate Clay (imported).....	No	6.83	3.00	3.83	3.92	4.00	-	-	3.83	3.83	4.00	4.83	4.67	4.08
<b>STRAW, BAMBOO AND OTHERS</b>														
'Sefed'.....	No	7.00	7.00	5.67	5.33	11.00	10.33	12.33	9.33	8.33	11.17	5.67	7.67	7.22
Sack 100Kg Capacity.....	No	5.33	5.00	-	-	-	-	-	-	-	-	3.87	5.33	5.07
<b>METAL WARE</b>														
Cooking Pan Medium (Local).....	No	22.67	23.33	32.33	34.00	32.67	33.67	-	30.00	36.00	24.00	30.33	32.33	27.27
Tray (Nickel) Medium N° 45 Local.....	No	-	-	-	-	-	-	-	-	-	-	-	-	15.00
Electric 'Mitad' Aluminium.....	No	416.67	-	-	-	-	-	-	-	-	-	-	-	425.00
Gas Stove (Kerosine) China.....	No	38.33	38.33	37.67	35.33	37.67	37.67	41.67	35.33	40.00	36.67	38.67	40.33	38.26
Refrerator.....	No	2833.33	-	-	-	-	-	-	-	-	-	-	-	3235.71

Table 5 : Average Retail Price of Goods and Services by Region and Selected Market Places - Group 5 Market Places (Cont'd)

February 2004  
Yekatit 1996

R E G I O N A N D M A R K E T P L A C E S														
ITEM	UNIT	O R O M I Y A											OROMIYA AVERAGE	
		Nazareth	Shashe- mene	Diksise	Asella	Asebe- Teferi	Bedessa	Alemaya	Boreda	Adaba	Robe	Hagere- Mariam		Negele- Borena
P R I C E I N B I R R														
<b>PLASTIC WARE (LOCAL MADE)</b>														
Jerrycan (20 Litres).....	No	21.83	21.00	23.33	23.83	-	23.33	18.00	23.33	-	-	-	17.00	21.56
Bucket (20 Litres).....	No	15.00	14.00	15.00	16.17	15.00	15.00	18.50	15.33	15.00	14.00	15.67	14.67	14.89
<b>GLASS WARE</b>														
Glass for Tea (Duralax).....	No	3.00	3.00	3.00	3.17	-	3.08	3.33	3.00	3.00	3.00	3.08	-	3.07
<b>OTHER HOUSEHOLD EQUIPMENT</b>														
Kerosine Lamp.....	No	19.33	22.00	20.00	23.67	16.00	-	-	15.67	23.00	18.33	20.67	13.33	18.96
'Kuraz' Small Local Kerosine Lamp.....	No	1.00	.75	1.00	.80	1.00	1.00	.92	.67	2.00	.83	1.00	1.00	.92
Flash Light.....	No	7.50	6.00	7.00	6.83	6.50	6.83	5.50	6.33	7.00	7.00	6.33	6.67	6.45
Electric Bulb Philips(40/60 Watt).....	No	2.00	2.00	2.50	2.42	2.25	2.00	2.00	-	2.00	2.00	2.50	2.50	2.14
<b>HOUSEHOLD OPERATION</b>														
Hard Soap (Local).....	200gm	1.33	1.33	1.33	1.33	1.33	1.67	1.43	2.00	1.33	2.00	1.33	1.33	1.55
Hard Soap (Imported).....	200gm	2.00	2.00	2.00	1.80	2.50	3.00	1.60	2.00	2.27	1.93	2.20	2.60	2.16
Detergent (Omo).....	50gm	.61	.63	.50	1.67	1.25	1.25	.84	1.25	1.67	.54	.50	1.00	1.16
Incense.....	Kg	-	-	5.53	-	5.42	5.00	9.00	5.50	9.14	9.44	6.00	8.00	6.51
Sandal Wood.....	No	.28	.25	.25	.25	-	.25	.25	.25	.25	1.17	.25	.33	.30
Toilet Paper (Mamko).....	Roll	3.00	3.00	3.00	3.00	3.00	3.00	3.00	-	3.00	3.00	3.00	3.00	3.00
<b>DRY CLEANING</b>														
Dry Cleaning (Suit Men).....	No	13.67	16.00	-	15.00	15.00	-	-	-	-	12.50	12.00	-	14.60

Table 5 : Average Retail Price of Goods and Services by Region and Selected Market Places - Group 5 Market Places (Cont'd)

February 2004  
Yekatit 1996

ITEM	UNIT	R E G I O N   A N D   M A R K E T   P L A C E S												OROMIYA AVERAGE
		O R O M I Y A												
		Nazareth	Shashe- mene	Diksisie	Asella	Asebe- Teferi	Bedessa	Alemaya	Boreda	Adaba	Robe	Hagere- Mariam	Negele- Borena	
P R I C E   I N   B I R R														
<b>DOMESTIC SERVICE</b>														
Maid Servant.....	Month	41.67	41.67	28.33	26.67	41.67	40.00	63.33	30.00	25.00	48.33	40.50	46.67	34.75
Unskilled Service (Daily Laborer)....	Day	7.00	5.67	7.00	9.00	7.00	12.00	11.33	7.67	6.67	6.33	7.33	7.33	7.42
Salary for Guard .....	Month	60.00	50.00	70.00	-	-	56.67	103.33	50.00	-	-	53.33	55.00	63.84
<b>MEDICAL CARE</b>														
Ampicillin(250 mg) Local.....	56 Caps	14.00	17.73	-	16.80	19.60	-	14.00	-	16.00	11.75	14.00	16.80	15.13
Dichlorophine(500 mg) Local.....	6 Pills	-	-	-	-	-	-	-	-	-	-	-	-	-
Tetracycline(250mg) Local.....	56 Caps	8.40	9.02	11.07	8.13	11.20	8.47	7.00	7.78	9.33	7.00	9.95	7.00	8.48
Penicillin Injection(4 Mu. Local). Bottle		4.00	3.83	5.00	4.00	5.00	3.92	4.00	3.67	3.90	3.25	3.50	4.00	3.83
Chloramphenicol(250mg) Local.....	56 Caps	11.20	10.83	18.13	11.40	16.80	16.40	15.40	9.33	15.33	8.75	11.20	18.67	12.68
Dipron(500mg) Local.....	20 Pills	-	-	4.00	-	-	-	-	-	-	-	-	-	4.00
Cough Syrup (Berantine) Local.....	125cc	6.00	8.67	11.00	-	-	-	-	-	-	-	-	9.67	8.69
Bactrim(480mg) Local.....	30 Pills	-	-	9.00	-	-	-	-	4.25	9.00	5.00	6.50	9.00	6.92
Vermox(100mg) Local.....	12 Pills	-	-	2.67	2.83	-	-	-	2.00	-	2.00	3.33	3.33	2.56
Mezel(250mg) Local.....	30 Caps	4.50	5.10	5.00	4.83	5.00	5.36	3.75	3.25	5.00	4.65	6.50	5.00	4.76
Asprin (300 mg) Local.....	20 Pills	2.00	1.78	2.00	2.00	2.00	1.00	1.78	1.00	1.83	2.00	2.00	2.00	1.78
<b>OTHER MEDICAL EXPENSES</b>														
Doctor's Fee (Government).....	per visit	.75	2.00	.50	1.00	1.00	-	1.00	.50	1.50	1.50	3.00	3.00	1.50
Doctor's Fee (Private).....	per visit	10.00	10.00	-	10.00	8.00	5.00	-	-	5.00	8.00	-	8.00	7.70
Injection (Service Charge).....	Once	1.00	1.00	.50	1.00	1.00	1.00	.83	-	1.00	1.00	1.00	1.00	.88
Labratory Test Fee (Private).....	Once	5.00	4.00	-	5.67	3.00	5.00	4.50	-	4.00	4.00	5.00	4.67	4.44
Bed Charge (gov.).....	per day	5.00	-	-	4.00	8.00	-	-	-	-	-	-	6.00	5.14

Table 5 : Average Retail Price of Goods and Services by Region and Selected Market Places - Group 5 Market Places (Cont'd)

February 2004  
Yekatit 1996

ITEM	UNIT	R E G I O N   A N D   M A R K E T   P L A C E S											OROMIYA AVERAGE	
		O R O M I Y A												
		Nazareth	Shashe- mene	Diksisé	Asella	Asebe- Teferi	Bedessa	Alemaya	Boreda	Adaba	Robe	Hagere- Mariam		Negele- Borena
P R I C E   I N   B I R R														
<b>TRANSPORT AND COMMUNICATION</b>														
<b>TRANSPORT</b>														
Benzene.....	Lt	4.26	4.49	-	4.50	4.26	4.27	4.19	-	-	4.59	4.57	4.65	4.51
Motor Oil (Mobil).....	Lt	19.00	19.67	-	19.02	-	20.00	20.00	-	19.85	19.80	20.00	19.83	19.56
Car Washing and Greasing.....	No	26.67	33.33	-	22.33	-	-	35.00	-	-	40.00	-	50.00	30.88
Bus Fare (per km).....	Tarif	.11	-	-	.11	-	-	-	-	.10	.10	-	.14	.10
Bus Fare (within Town) .....	Trip	-	-	-	-	-	-	-	-	-	-	-	-	-
Taxi Fare .....	Trip	.63	-	-	.50	1.00	-	-	-	-	.50	-	-	.73
Air Plane (To Addis Ababa) .....	Trip	-	-	-	-	-	-	-	-	-	212.00	-	-	270.67
Animal Transport fare.....	Trip	-	-	9.67	-	-	-	-	10.67	-	-	-	-	8.89
Cart Fare.....	Trip	.50	.50	1.00	.75	1.00	1.00	-	-	.67	.50	1.00	1.00	.77
Train Fare .....	Trip	38.00	-	-	-	-	-	-	-	-	-	-	-	38.00
Service Charge (Motor oil change)...	Once	-	-	-	-	-	-	-	-	-	-	-	22.50	18.33
<b>COMMUNICATION</b>														
Telephone Charge (with town).....	Period	.20	.20	-	.20	.10	-	.20	-	.70	.75	.25	.20	.29
Telephone Charge to Addis Ababa....	Period	1.80	2.25	1.65	2.05	1.05	1.95	2.30	2.30	2.30	2.30	1.40	2.65	2.24
Telephone Line Installation Charge..	Once	355.75	355.75	-	355.75	355.77	355.75	355.75	-	355.75	355.75	355.75	355.70	356.17
<b>ENTERTAINMENT AND EDUCATION</b>														
<b>EQUIPMENT AND ACCESSORIES</b>														
T.V. Set Philips 21 inch(Colored).....	No	3100.00	2866.67	-	3350.00	-	-	-	-	-	3500.00	3600.00	1800.00	3005.56
Cassette Recorded Original(Local Music)No		10.33	10.00	-	10.00	12.00	12.00	12.00	-	12.00	10.00	10.00	10.00	10.71
Radio Set Philips 3 Band.....	No	106.67	96.67	-	39.33	160.00	162.50	-	160.00	82.50	130.00	162.50	136.67	125.24
Tape Recorder National (2 Speaker)....	No	660.00	236.67	-	216.67	-	275.00	330.00	-	255.00	246.67	453.33	190.00	281.02
Expense for Photograph(Passport size)4Pho		4.00	5.00	4.00	5.67	5.00	5.00	5.00	-	4.00	3.00	4.00	8.00	4.41

Table 5 : Average Retail Price of Goods and Services by Region and Selected Market Places - Group 5 Market Places (Cont'd)

February 2004  
Yekatit 1996

ITEM	UNIT	R E G I O N   A N D   M A R K E T   P L A C E S											OROMIYA AVERAGE
		O R O M I Y A											
		Nazareth	Shashe- mene	Diksise	Asella	Asebe- Teferi	Bedessa	Alemaya	Boreda	Adaba	Robe	Hagere- Mariam	
P R I C E   I N   B I R R													
Newspaper (Addis Zemen)..... No	.50	.50	-	.50	-	-	-	-	-	.50	.60	.50	.51
Theater Enterance Fee ..... Once	10.00	-	-	-	-	-	-	-	-	-	-	-	10.00
<b>EDUCATION</b>													
Exercise Book (50 Leaves) Local..... No	1.83	2.00	2.00	1.97	-	2.00	2.00	2.00	2.00	1.83	2.00	2.00	1.89
Pencil (China)..... No	.25	.25	.25	.30	.25	.25	.25	.25	.25	.25	.20	.30	.24
Ball Point-Bic England..... No	1.03	1.00	1.05	1.00	1.10	1.00	1.00	1.00	1.03	1.00	1.00	1.00	1.01
Day School Fee-Public(Grade 7 & 8)..Month	15.00	-	-	-	-	-	-	-	-	-	-	-	15.00
Day School Fee-Private(Grade 9-12)..Month	73.00	-	-	-	-	-	-	-	-	-	-	-	73.00
Night School Fee-Government(Gr.9-12)Month	15.33	10.50	-	25.00	31.50	-	-	-	-	16.50	-	25.50	19.83
School Uniform Fee ..... No	75.00	-	-	-	73.33	20.00	-	-	-	-	-	-	60.33
Night School Fee-Private(Grade9-12)..Month	27.00	-	-	-	-	-	-	-	-	-	-	-	27.00
<b>PERSONAL CARE AND EFFECTS</b>													
<b>PERSONAL CARE</b>													
Lux Toilet Soap..... 90gm	1.97	2.25	3.00	2.25	2.25	2.25	2.25	2.70	2.25	2.25	2.25	3.60	2.38
Blade-TOPAZ..... No	.27	.22	.25	.33	.25	.25	.25	.25	.25	.25	.20	.25	.25
Hair Dressing (Traditional)..... No	5.00	3.00	-	4.67	5.00	4.33	4.00	-	-	-	5.00	2.67	3.64
Hair Dressing (Modern)..... No	8.67	7.00	-	7.67	7.00	10.00	8.00	-	6.00	7.00	10.00	10.00	7.97
Barbery (Mens Hair Cut)..... No	4.00	4.00	2.00	2.00	3.00	3.00	3.00	3.00	2.33	3.00	5.00	3.00	3.08
Paraffin Hair Oil..... 330cc	7.50	7.33	8.00	9.37	7.50	8.00	8.80	7.17	9.23	8.43	-	8.00	8.00
Zenith Hair Oil..... 330cc	-	7.17	8.00	8.76	7.50	8.00	7.96	7.33	9.10	7.38	-	7.70	7.69
Shaving Machine (medium) ..... No	-	-	-	58.33	-	-	-	-	-	-	-	-	35.17
Perfume ..... CC	24.00	19.33	13.81	18.67	-	21.67	22.22	17.33	22.67	24.33	-	16.00	20.74
<b>PERSONAL EFFECTS</b>													
Umbrella-Men Medium (Local)..... No	21.00	25.00	16.33	26.00	-	21.67	-	-	-	-	23.33	20.67	20.62

Table 5 : Average Retail Price of Goods and Services by Region and Selected Market Places - Group 5 Market Places (Cont'd)

February 2004  
Yekatit 1996

ITEM	UNIT	R E G I O N   A N D   M A R K E T   P L A C E S											OROMIYA AVERAGE	
		O R O M I Y A												
		Nazareth	Shashe- mene	Diksise	Asella	Asebe- Teferi	Bedessa	Alemaya	Boreda	Adaba	Robe	Hagere- Mariam		Negele- Borena
P R I C E   I N   B I R R														
Umbrella-Women Medium (Imported).....	No	17.67	20.00	15.67	22.33	17.33	20.67	14.33	-	18.00	17.67	25.33	18.33	18.42
Hand Bag (Imported Synthetic).....	No	90.00	81.67	25.00	43.67	53.33	40.00	40.00	-	-	51.67	-	70.00	52.86
Belt (Local) Machine Made.....	No	9.67	18.33	19.00	17.00	5.33	10.33	-	-	-	11.00	13.00	9.33	10.87
Belt (Local) Hand Made.....	No	3.00	-	-	2.83	-	-	-	-	3.17	-	-	-	2.62
<b>JEWELLERY</b>														
Seiko-21 Jewels Automatic (Men).....	No	416.67	-	-	-	-	250.00	-	-	-	-	-	-	369.00
Seiko-21 Jewels Automatic (Women).....	No	316.67	-	-	-	-	-	-	-	-	-	-	-	306.25
Earrings (4gm 18 carat Local).....	Pair	360.00	373.33	-	440.00	460.00	-	-	-	-	360.00	-	460.00	366.21
Neck Laces (6gm 21 carat Imported)....	No	660.00	680.00	-	780.00	780.00	-	-	-	-	-	-	720.00	691.67
Rings (4gm 18 carat Local).....	No	360.00	373.33	-	410.00	460.00	-	-	-	-	360.00	-	460.00	363.10
Bracelet 20gm (18 carat Local).....	No	1800.00	1866.67	-	2200.00	-	-	-	-	-	-	-	2300.00	1878.95
<b>LIVESTOCK AND DRAUGHT ANIMALS</b>														
<b>LIVESTOCK</b>														
Sheep (10-15Kg).....	No	190.00	71.67	120.00	271.25	81.67	-	143.33	80.00	66.33	115.00	91.67	-	117.31
Goat (10-15Kg).....	No	160.00	59.00	71.67	80.00	64.33	-	160.00	70.00	52.00	95.00	75.00	58.33	78.29
Heifer (2-4 Years).....	No	750.00	195.00	399.67	440.00	470.00	-	456.67	616.67	303.33	316.67	483.33	330.00	388.39
Cow (4 Years and Above).....	No	616.67	733.33	517.67	500.00	390.00	-	533.33	600.00	365.00	510.00	703.33	516.67	588.54
Bull (2-4 Years).....	No	500.00	293.33	451.67	376.67	610.00	-	450.00	600.00	453.33	361.67	523.33	410.00	428.55
Ox (4 Years and Above).....	No	933.33	896.67	1041.67	800.00	1366.67	-	1676.67	1733.33	873.33	800.00	976.67	1250.00	1003.74
Hen (Indigenous).....	No	11.33	7.33	8.33	11.67	8.33	9.17	5.67	3.50	7.17	6.17	6.33	7.67	8.80
Cock (Indigenous).....	No	15.00	10.33	13.33	15.67	14.67	12.00	10.00	8.00	11.00	11.83	12.00	11.67	14.52
<b>DRAUGHT ANIMALS</b>														
Donkey.....	No	296.67	176.67	360.00	-	400.00	-	526.67	400.00	290.00	336.67	353.33	480.00	348.72
Horse.....	No	416.67	483.33	961.67	-	-	-	-	-	670.00	616.67	-	-	585.00

Table 5 : Average Retail Price of Goods and Services by Region and Selected Market Places - Group 5 Market Places (Cont'd)

February 2004  
Yekatit 1996

ITEM	UNIT	R E G I O N   A N D   M A R K E T   P L A C E S												OROMIYA AVERAGE
		O R O M I Y A												
		Nazareth	Shashe- mene	Diksise	Asella	Asebe- Teferi	Bedessa	Alemaya	Boreda	Adaba	Robe	Hagere- Mariam	Negele- Borena	
P R I C E   I N   B I R R														
Mule.....	No	-	-	1266.67	-	-	-	-	-	-	975.00	-	-	1083.00
<b>FARM EQUIPMENT (INDUSTRIAL PRODUCT)</b>														
Sickel.....	No	17.00	18.00	11.39	16.83	16.00	-	8.67	17.33	-	17.33	10.00	9.33	11.35
Pick Axe ('Doma').....	No	16.33	16.67	-	19.67	25.00	-	-	-	17.00	-	19.33	28.50	19.49
'Gejera'.....	No	17.00	17.67	-	16.67	18.00	-	-	-	18.00	16.00	18.67	19.33	18.55
<b>FARM EQUIPMENT (HAND MADE)</b>														
'Mofer'.....	No	16.33	-	-	-	-	-	-	-	-	-	-	-	16.33
'Kember'.....	No	14.00	-	-	-	-	-	-	-	-	14.00	-	-	14.00
'Digr'.....	No	3.50	2.33	2.50	-	-	-	12.50	-	-	1.67	-	-	4.50
Plough.....	No	10.33	10.00	15.33	-	16.00	-	26.00	14.00	-	16.67	20.67	19.33	12.59
Sickel.....	No	4.67	2.83	-	-	-	-	-	17.33	-	-	-	-	4.60
'Wegel'.....	No	2.83	2.50	4.00	-	5.00	-	6.00	-	-	5.50	5.33	3.33	3.90
'Erfe'.....	No	1.00	-	-	-	-	-	-	-	-	-	-	-	1.00
<b>MISCELLANEOUS GOODS AND SERVICES</b>														
Coffin (Medium Quality).....	No	78.33	80.00	135.00	110.00	-	-	-	-	-	-	-	-	124.45
Charge for Money order .....	Once	11.02	2.60	-	2.65	2.60	5.00	2.65	-	-	-	2.65	11.30	5.02
Charge for Visa (for person).....	No	-	-	-	-	-	-	-	-	-	-	-	-	-

# **Group 6**

## **Market Places**

( Shinele, Arere, Jig Jiga, Hartshek, Dollo, Moyale, Mambook, Mender Sebat, Assosa, Bambasi, Kemashi, and Agelo Meti. )



Table 6 : Average Retail Price of Goods and Services by Region and Selected Market Places - Group 6 Market Places

February 2004  
Yekatit 1996

R E G I O N   A N D   M A R K E T   P L A C E S															
ITEM	UNIT	S O M A L I E						SOMALI AVERAGE	B E N I S H A N G U L - G U M U Z						BEN- GUMUZ AVERAGE
		Shinile	Arere	Jigjiga	Hartshek	Dolo	Moyale		Mambook	Mender- Sebat	Asossa	Bambasi	Kemashi	Agelo- meti	

P R I C E   I N   B I R R

**CEREALS UNMILLED**

'Teff' White .....	Kg	3.25	2.75	2.85	-	-	-	2.91	2.33	2.12	2.93	2.36	2.70	2.31	2.46
'Teff' Mixed.....	Kg	3.00	2.50	2.62	-	-	2.68	2.67	2.00	1.98	2.39	2.20	2.47	2.14	2.20
'Teff' Black (Red).....	Kg	-	2.25	2.43	-	-	-	2.39	1.83	1.88	2.29	1.94	2.17	1.99	2.01
Wheat White.....	Kg	-	-	1.99	2.92	2.96	-	2.62	1.02	1.68	1.72	2.33	2.19	-	1.76
Wheat Mixed.....	Kg	-	-	-	-	-	1.92	1.92	-	-	1.78	-	-	-	1.78
Wheat Black.....	Kg	-	-	-	1.30	-	-	1.30	-	1.54	1.70	-	2.22	-	1.77
Barley White.....	Kg	2.00	-	1.07	-	-	-	1.30	-	-	3.18	-	2.64	-	2.97
Barley Mixed.....	Kg	-	1.80	-	-	-	1.75	1.76	-	-	2.88	2.83	2.87	-	2.86
Barley Black.....	Kg	-	-	-	-	-	-	-	1.33	2.71	3.37	-	-	2.15	2.31
Barley for Beer.....	Kg	-	-	-	-	-	2.17	2.17	-	-	-	-	-	-	-
Maize.....	Kg	-	1.05	.98	1.05	1.52	4.63	1.90	1.00	1.08	.89	.88	1.10	.82	.96
Durrah.....	Kg	-	-	-	-	-	-	-	-	-	-	-	-	-	-
Sorghum Yellow.....	Kg	-	-	-	-	1.75	-	1.75	-	-	-	1.58	-	-	1.58
Sorghum White.....	Kg	1.80	1.50	1.49	1.11	1.71	-	1.53	.99	.93	.96	1.03	.90	.89	.95
Sorghum Red.....	Kg	1.65	1.20	-	-	1.73	-	1.62	-	-	.94	1.03	.91	.89	.96
African Millet.....	Kg	-	-	-	-	-	-	-	1.29	1.39	.99	.85	1.20	1.27	1.16
Rice.....	Kg	4.17	4.50	3.90	3.00	4.00	4.00	3.93	-	5.00	5.00	5.00	6.00	-	5.25
Oats.....	Kg	-	-	-	-	-	3.58	3.58	-	-	-	-	-	-	-
Hulled Barley.....	Kg	-	-	4.17	-	-	-	4.17	-	-	-	-	-	-	-

**CEREALS MILLED**

'Teff' White.....	Kg	-	3.33	-	3.45	3.60	3.00	3.33	-	-	-	-	-	-	-
'Teff' Mixed.....	Kg	-	-	-	-	-	2.50	2.50	-	-	-	-	-	-	-
'Teff' Black (Red).....	Kg	-	2.50	-	-	-	-	2.50	-	-	-	-	-	-	-
Wheat White.....	Kg	-	-	-	2.00	2.59	-	2.30	-	-	-	-	-	-	-
Wheat Mixed.....	Kg	-	-	-	-	-	-	-	-	-	-	-	-	-	-
Barley White.....	Kg	-	-	-	-	-	-	-	-	-	-	-	-	-	-

Table 6 : Average Retail Price of Goods and Services by Region and Selected Market Places - Group 6 Market Places (Cont'd)

February 2004  
Yekatit 1996

R E G I O N   A N D   M A R K E T   P L A C E S														
ITEM	UNIT	S O M A L I E						SOMALI AVERAGE	B E N I S H A N G U L - G U M U Z					
		Shinile Arere	Jiggiga	Hartshek Dolo	Moyale	Mambok	Mender-Sebat		Asossa	Bambasi	Kemashi	Agelo-meti	BEN-GUMUZ AVERAGE	
P R I C E   I N   B I R R														
Barley Mixed.....	Kg	-	-	-	-	-	-	-	-	-	-	-	-	-
Maize.....	Kg	-	1.25	1.90	-	1.79	2.00	1.83	-	-	-	-	-	-
Oats.....	Kg	-	-	-	-	-	-	-	4.50	4.67	5.00	-	5.00	4.77
Sorghum.....	Kg	-	2.13	-	-	1.81	-	1.94	-	-	-	-	-	-
Durrah.....	Kg	-	-	-	-	-	-	-	-	-	-	-	-	-
'Furno Duket' Locally Processed..	Kg	3.50	3.50	3.41	-	4.00	3.50	3.58	4.00	3.83	3.83	4.00	3.50	4.50
<b>PULSES UNMILLED</b>														
Horse Beans.....	Kg	-	2.33	2.48	3.50	-	2.58	2.73	2.34	2.30	3.07	2.30	-	3.00
Peas White.....	Kg	-	-	-	4.00	-	-	4.00	-	-	-	-	-	-
Peas Black.....	Kg	-	-	-	-	-	-	-	2.69	2.51	-	-	-	2.60
Peas Mixed.....	Kg	-	2.75	3.37	-	-	2.50	2.94	-	-	3.00	2.43	-	2.72
Soya Beans.....	Kg	-	-	-	-	-	-	-	-	1.70	2.19	.86	-	1.66
Chick Peas.....	Kg	-	2.25	2.50	3.00	3.00	2.42	2.66	2.72	2.60	3.17	2.29	3.00	4.00
Lentils.....	Kg	4.00	4.00	3.82	5.00	-	4.33	4.27	-	4.28	4.09	4.17	4.33	5.50
Haricot Beans.....	Kg	-	-	2.96	2.41	1.93	1.67	2.24	1.64	1.97	1.68	1.71	2.03	1.83
Lima Beans.....	Kg	-	-	2.52	3.00	2.53	-	2.68	-	-	2.94	-	3.78	1.59
Vetch.....	Kg	-	-	1.99	-	-	-	1.99	2.05	1.87	-	-	-	1.96
Fenugreek.....	Kg	4.50	3.17	4.75	7.12	5.00	5.37	5.01	4.33	4.92	3.67	4.00	5.50	5.00
<b>PULSES MILLED OR SPLIT</b>														
Horse Beans Milled.....	Kg	-	-	-	-	-	-	-	-	-	-	-	-	4.00
Peas Milled.....	Kg	-	-	-	6.98	5.00	4.33	5.44	5.00	-	4.58	-	-	4.79
Chick Peas Milled.....	Kg	-	-	-	-	-	-	-	-	-	-	-	-	-
Mixed Pulses Milled.....	Kg	6.94	4.05	-	-	-	4.17	5.05	-	4.00	-	5.00	4.33	5.25
Vetch Milled.....	Kg	-	-	5.48	-	-	-	5.48	4.00	4.00	-	-	-	4.00
Peas Split.....	Kg	-	5.00	5.84	4.50	2.50	2.50	4.07	-	-	4.50	4.50	4.83	5.50
Peas Split(Roasted).....	Kg	-	-	4.50	-	-	5.00	4.63	4.50	4.50	4.33	4.50	-	4.46

Table 6 : Average Retail Price of Goods and Services by Region and Selected Market Places - Group 6 Market Places (Cont'd)

February 2004  
Yekatit 1996

REGION AND MARKET PLACES															
ITEM	UNIT	S O M A L I E					SOMALI AVERAGE	B E N I S H A N G U L - G U M U Z					BEN- GUMUZ AVERAGE		
		Shinile	Arere	Jigjiga	Hartshek	Dolo		Moyale	Mambook	Mender- Sebat	Asossa	Bambasi		Kemashi	Agelo- meti
P R I C E I N B I R R															
Horse Beans Split(Roasted).....	Kg	-	-	-	-	-	-	-	-	4.17	-	-	-	-	4.17
Lentils Split.....	Kg	6.25	5.67	4.97	6.00	6.50	5.00	5.70	5.67	6.00	5.33	6.00	5.50	5.50	5.67
Vetch Split(Roasted).....	Kg	-	-	-	-	-	-	-	-	-	-	4.00	-	-	4.00
Chick Peas Split(Roasted).....	Kg	-	-	-	-	-	-	-	-	-	-	-	-	-	-
Fenugreek Milled.....	Kg	-	5.69	5.48	7.34	12.00	8.33	7.77	7.50	5.83	10.00	10.00	12.00	-	9.18
<b>OIL SEEDS</b>															
Niger Seed.....	Kg	-	-	-	-	-	5.19	5.19	4.31	4.92	3.41	4.29	3.12	2.22	3.78
Linseed White.....	Kg	-	-	-	-	-	5.19	5.19	-	-	-	-	-	-	-
Linseed Black.....	Kg	-	8.01	5.05	9.70	-	5.00	6.84	4.52	4.33	4.23	4.29	8.11	-	5.10
Sesame Seed.....	Kg	-	7.54	-	-	-	-	7.54	4.42	4.84	3.52	6.26	4.69	4.42	4.69
Sunflower.....	Kg	-	-	6.33	5.00	-	5.19	5.57	1.55	-	3.23	-	-	-	2.22
Castor Beans.....	Kg	-	4.78	4.36	5.50	-	-	4.80	-	-	2.99	1.59	-	1.59	2.11
Rape Seed.....	Kg	-	7.14	3.95	4.50	6.00	2.50	4.84	1.75	3.79	3.17	3.51	6.93	4.72	3.98
Ground Nut Shelled.....	Kg	-	-	-	-	-	5.92	5.92	4.07	3.90	-	-	-	-	3.98
<b>PREPARED CEREAL PRODUCTS</b>															
Spaghetti (Local) Without Egg....	Kg	-	8.00	-	-	7.00	7.00	7.33	5.00	5.50	5.50	5.17	5.50	-	5.33
Pastini.....	Kg	-	-	8.67	8.00	-	10.00	9.00	-	-	5.00	8.00	-	-	5.75
Macaroni (Local) Without Egg.....	Kg	6.00	5.50	6.04	6.00	6.00	5.17	5.80	5.17	5.50	5.83	5.33	6.00	6.00	5.64
'Fafa' Flour.....	kg	-	-	-	-	-	-	-	-	-	-	10.00	-	-	10.00
'Dube' Flour.....	kg	-	-	-	-	-	-	-	-	-	-	-	-	-	-
<b>BREAD AND OTHER PREPARED FOODS</b>															
'Enjera' ('Teff' Mixed).....	325gm	1.09	.70	.83	1.05	.91	.53	.84	1.25	1.12	.67	.34	-	-	.84
'Dabo' (Traditional Ambasha)..	350gm	-	.55	1.49	-	2.29	.67	1.25	-	.86	-	-	-	-	.86
'Dabo' (Traditional Sheleto)..	350gm	-	-	.57	-	-	-	.57	-	.78	-	.30	-	-	.54

Table 6 : Average Retail Price of Goods and Services by Region and Selected Market Places - Group 6 Market Places (Cont'd)

February 2004  
Yekatit 1996

ITEM	UNIT	R E G I O N   A N D   M A R K E T   P L A C E S													
		S O M A L I E							B E N I S H A N G U L - G U M U Z						
		Shinile	Arere	Jigjiga	Hartshek	Dolo	Moyale	SOMALI AVERAGE	Mambook	Mender- Sebat	Asossa	Bambasi	Kemashi	Agelo- meti	BEN- GUMUZ AVERAGE
P R I C E   I N   B I R R															
Bread Wheat (Bakery).....	350gm	1.64	1.39	1.75	-	.91	1.01	1.34	1.39	1.75	1.14	1.14	1.20	1.09	1.30
Biscuits .....	150gm	-	2.73	2.73	2.05	2.73	2.96	2.64	1.67	2.00	2.73	1.50	-	-	1.98
<b>MEAT</b>															
Beef .....	Kg	-	14.00	24.00	24.00	8.00	20.00	18.29	7.77	12.00	14.00	10.67	8.57	12.53	10.92
Camel Meat .....	Kg	-	-	9.77	-	12.00	10.33	10.70	-	-	-	-	-	-	-
<b>FISH AND FISH PRODUCTS</b>															
Fish Fresh.....	Kg	-	-	-	-	-	-	-	-	-	-	-	-	-	-
Sardines (Imported).....	125gm	6.04	6.04	5.00	5.00	4.38	5.67	5.36	-	-	-	-	-	-	-
<b>DIARY PRODUCTS AND EGG</b>															
Cow Milk (Unpasteurized).....	Lt	3.53	2.35	4.00	3.03	2.22	2.03	2.82	-	3.61	3.00	8.00	2.86	-	4.37
Cow Milk (pasteurized).....	Lt	-	-	-	-	-	-	-	-	-	-	-	-	-	-
Camel Milk.....	Lt	2.35	2.35	3.23	3.03	2.88	2.03	2.68	-	-	-	-	-	-	-
Goat Milk.....	Lt	2.35	2.56	-	-	2.88	-	2.52	-	-	-	-	-	-	-
Powdered Milk (Edget).....	450gm	29.25	26.63	22.67	-	-	25.00	25.89	-	-	29.63	-	-	-	29.63
Yoghurt (Traditional).....	Lt	-	-	6.32	6.06	2.88	4.69	5.09	-	4.48	4.31	4.81	4.55	-	4.54
Cheese Cottage.....	Kg	-	-	-	-	-	-	-	-	.78	-	-	-	-	.78
Egg (Traditional).....	Dozen	-	4.80	6.00	9.00	4.00	4.00	5.56	5.20	4.93	6.00	4.53	6.00	6.00	5.41
<b>OILS AND FATS</b>															
Butter Unrefined.....	Kg	-	-	30.00	-	18.18	29.33	25.84	25.33	20.33	23.67	19.41	26.87	19.86	22.58
Cooking Oil (Imported).....	Lt	10.93	12.00	8.67	7.00	10.00	8.67	9.55	11.56	13.67	13.33	11.58	13.33	15.00	13.08
Cooking Oil (Local).....	Lt	-	-	-	-	10.00	-	10.00	14.67	14.00	11.33	9.83	-	-	12.46

Table 6 : Average Retail Price of Goods and Services by Region and Selected Market Places - Group 6 Market Places (Cont'd)

February 2004  
Yekatit 1996

R E G I O N   A N D   M A R K E T   P L A C E S														
ITEM	UNIT	S O M A L I E					SOMALI AVERAGE	B E N I S H A N G U L - G U M U Z						BEN- GUMUZ AVERAGE
		Shinile	Arere	Jigjiga	Hartshek	Dolo		Moyale	Mambook	Mender- Sebat	Asossa	Bambasi	Kemashi	

P R I C E   I N   B I R R

**VEGETABLES AND FRUITS**  
**VEGETABLES (FRESH)**

Ethiopian Kale.....	Kg	-	-	-	-	-	1.20	1.20	1.65	.51	1.04	.83	1.73	.71	1.08
Cabbage.....	Kg	2.54	-	1.68	2.95	-	1.61	2.19	2.10	2.00	-	-	1.90	-	2.00
Lettuce.....	Kg	-	-	-	-	-	-	-	-	-	1.97	-	-	-	1.97
Spinach.....	Kg	-	-	2.64	-	-	-	2.64	-	-	-	-	-	-	-
Carrot.....	Kg	-	-	4.45	2.86	-	2.36	3.22	-	2.00	2.18	-	-	-	2.09
Tomatoes.....	Kg	3.31	1.12	3.60	2.98	.97	3.20	2.53	1.92	3.85	1.70	1.84	2.73	1.30	2.25
Onions.....	Kg	6.71	4.62	5.94	3.16	-	4.00	4.89	3.27	3.16	3.88	4.29	4.83	4.17	3.94
Garlics.....	Kg	9.72	7.38	8.58	9.70	12.00	5.33	8.79	4.54	4.77	7.51	11.20	11.20	10.07	8.21
Leaks.....	Kg	3.20	2.78	4.25	9.96	1.50	3.00	4.12	-	-	3.85	5.09	-	-	4.47
Pepper Green.....	Kg	8.33	2.80	10.37	9.70	4.57	5.83	6.94	2.91	2.01	4.96	2.15	4.57	2.95	3.26
Pumpkin.....	Kg	-	-	-	1.38	-	-	1.38	.35	.55	.49	.13	.69	.25	.39
Green Peas.....	Kg	-	-	-	-	-	-	-	-	-	-	-	-	-	-
Beet Root.....	Kg	2.34	-	2.02	2.74	-	1.58	2.17	-	2.00	5.46	-	3.35	-	3.64
Cauliflower.....	Kg	-	-	-	-	-	-	-	-	-	-	-	-	-	-

**FRUITS FRESH**

Banana.....	Kg	2.60	1.31	3.50	4.01	1.27	1.95	2.44	-	.82	1.49	1.20	2.39	.78	1.34
Orange.....	Kg	-	2.10	4.00	-	-	4.12	3.41	3.17	-	1.62	.97	2.18	1.21	1.83
Lemon.....	Kg	5.83	3.19	6.84	-	4.85	6.56	5.46	.95	.42	3.31	-	-	-	1.56
Tangerine.....	Kg	-	-	2.17	-	-	-	2.17	-	-	-	-	-	-	-
Papaya.....	Kg	-	2.50	2.20	-	3.69	2.52	2.77	.98	1.18	.72	.86	-	.88	.93
Grapes.....	Kg	-	-	-	-	-	-	-	-	-	-	-	-	-	-
Avocado.....	Kg	-	-	-	-	-	3.49	3.49	-	-	2.60	-	-	-	2.60
Mango.....	Kg	-	-	-	2.78	2.28	2.92	2.66	-	4.49	2.54	-	-	-	3.52
Cactus.....	Kg	-	-	-	-	-	-	-	-	-	-	-	-	-	-

Table 6 : Average Retail Price of Goods and Services by Region and Selected Market Places - Group 6 Market Places (Cont'd)

February 2004  
Yekatit 1996

R E G I O N   A N D   M A R K E T   P L A C E S														
I T E M	U N I T	S O M A L I E					S O M A L I A V E R A G E	B E N I S H A N G U L - G U M U Z						B E N - G U M U Z A V E R A G E
		Shinile	Arere	Jigjiga	Hartshek	Dolo		Moyale	Mambook	Mender- Sebat	Asossa	Bambasi	Kemashi	

P R I C E   I N   B I R R

S P I C E S

Pepper Whole.....	Kg	-	-	10.00	-	-	-	10.00	5.38	4.17	7.17	5.50	-	-	5.56
Black Pepper(Local).....	Kg	-	-	-	-	35.33	-	35.33	14.00	4.83	50.00	44.50	50.00	-	30.14
Long Pepper(Local).....	Kg	-	-	13.69	17.43	30.00	-	20.74	12.50	10.33	41.67	34.00	100.00	-	30.73
White Cumin(Bishop's Weed)Local..	Kg	-	16.67	10.37	19.09	7.00	8.33	11.80	4.00	4.17	9.14	6.00	22.22	10.83	9.71
Black Cumin(Local).....	Kg	-	14.29	8.84	11.54	7.00	7.14	9.76	-	4.67	7.97	6.00	16.99	7.93	8.71
Ginger Dry(Local).....	Kg	7.29	4.06	6.04	6.00	5.00	4.17	5.32	-	-	-	-	-	-	-
Ginger Wet(Local).....	Kg	-	-	4.37	4.01	4.00	2.00	3.59	1.69	1.44	2.48	6.55	4.49	2.80	3.24
Cloves(Imported).....	Kg	-	-	-	-	-	-	-	-	41.00	100.00	50.00	-	-	63.67
Cinnamon(Imported).....	Kg	-	-	21.00	14.00	35.00	23.33	23.33	-	23.50	-	37.00	-	-	30.25
Cardamon(Local).....	Kg	-	-	37.78	17.43	20.00	23.33	25.29	13.50	13.00	30.55	14.00	55.56	-	26.17
Tumeric Flour(Local).....	Kg	-	8.89	6.39	12.78	5.00	5.79	7.77	8.00	4.33	8.19	6.80	9.17	-	7.15
Chillies Whole.....	Kg	-	-	26.67	-	-	-	26.67	7.72	5.01	18.34	9.05	18.89	-	11.33
Basil Dry.....	Kg	-	-	11.20	17.43	8.00	8.33	11.20	15.88	6.00	7.82	5.00	18.89	-	10.72

P O T A T O E S ,   O T H E R   T U B E R S   A N D   S T E M S

Potato.....	Kg	2.21	2.10	1.73	1.66	2.00	1.38	1.85	1.62	2.42	2.25	1.81	2.78	-	2.17
Sweet Potato.....	Kg	-	-	1.23	-	2.50	1.22	1.65	1.45	.64	1.18	.31	.97	.66	.87
'Kocho' (Unprocessed).....	Kg	-	-	-	-	-	1.81	1.81	-	-	-	-	-	-	-
'Bula'.....	Kg	-	-	-	-	-	4.32	4.32	-	-	-	-	-	-	-

C O F F E E ,   T E A ,   C H A T   A N D   B U C K - T H O R N   L E A V E S

Tea Leaves(Local).....	100gm	2.00	2.00	2.00	3.00	-	1.50	2.12	2.00	2.00	2.00	2.00	2.00	3.00	2.17
Coffee Whole.....	Kg	-	-	-	-	7.00	4.72	5.86	-	-	-	3.58	3.41	3.13	3.37
Coffee Beans.....	Kg	11.13	14.65	13.10	10.00	12.00	6.25	11.19	12.33	8.71	7.70	7.90	8.58	10.00	9.20
Coffee Leaves.....	Kg	7.26	5.42	9.39	-	-	-	7.37	-	-	-	-	-	-	-
Buck Thorn Leaves.....	Kg	-	-	4.30	-	4.76	-	4.53	3.21	2.52	4.62	2.17	1.88	7.24	3.61

Table 6 : Average Retail Price of Goods and Services by Region and Selected Market Places - Group 6 Market Places (Cont'd)

February 2004  
Yekatit 1996

ITEM	UNIT	R E G I O N   A N D   M A R K E T   P L A C E S													
		S O M A L I E						SOMALI AVERAGE	B E N I S H A N G U L - G U M U Z					BEN- GUMUZ AVERAGE	
		Shinile	Arere	Jigjiga	Hartshek	Dolo	Moyale		Mambook	Mender- Sebat	Asossa	Bambasi	Kemashi		Agelo- meti
P R I C E   I N   B I R R															
'Chat'.....	Kg	10.00	9.03	12.99	28.38	51.03	3.40	19.14	40.00	70.00	2.57	5.36	9.10	-	26.57
Malt-Barley.....	Kg	-	-	-	-	-	-	-	-	-	-	-	-	-	-
Malt-Wheat.....	Kg	-	-	-	-	-	-	-	-	-	-	-	-	-	-
<b>OTHER FOOD ITEMS</b>															
Salt.....	Kg	1.37	1.25	1.25	1.00	1.25	2.00	1.35	1.50	1.43	1.95	1.17	1.85	1.62	1.59
Sugar.....	Kg	5.50	5.92	3.66	3.00	4.00	5.50	4.60	6.00	6.00	6.00	6.00	6.00	7.00	6.17
Honey.....	Kg	-	-	25.00	-	-	16.00	21.40	10.33	10.33	-	11.00	-	-	10.43
Canned Tomato (Local).....	410gm	5.86	5.67	5.38	-	7.00	5.67	5.92	8.79	6.67	6.67	6.33	-	-	7.11
<b>FOOD TAKEN AWAY FROM HOME</b>															
Cup of Tea.....	No	.25	.25	.50	.50	.50	.53	.42	.28	.30	.50	.25	.25	.25	.31
Cup of Coffee.....	No	.25	.25	1.00	.50	.50	1.07	.59	-	.50	1.00	.50	.50	-	.64
Cup of Milk.....	No	-	-	1.00	1.00	.50	1.07	.89	-	1.00	1.00	.93	-	1.00	.98
'Key Wot Yeberet'.....	One Meal	4.00	-	4.00	-	-	6.33	4.88	5.00	4.00	-	6.00	5.00	-	5.00
'Key Wot Yebeg/Yefyel'.....	One Meal	-	3.33	5.00	5.00	5.00	6.00	4.87	5.00	4.00	5.33	6.00	5.00	4.00	4.94
<b>COST OF MILLING</b>															
Cereals.....	100Kg	20.00	20.00	15.00	21.49	20.00	20.00	19.34	10.00	10.00	15.00	15.00	20.00	20.00	14.71
Pulses.....	100Kg	-	-	15.00	-	-	-	15.00	20.00	15.00	25.00	25.00	-	-	21.25
Pepper Whole.....	100Kg	-	-	100.00	-	-	-	100.00	50.00	100.00	100.00	50.00	-	-	75.00
<b>BEVERAGES - NON ALCOHOLIC</b>															
Ambo Mineral Water.....	500cc	-	-	-	-	-	2.67	2.67	2.50	2.50	3.00	2.83	2.50	-	2.67
Bure Mineral Water.....	500cc	-	-	-	-	-	-	-	-	-	-	-	-	-	-
Coca Cola/Fanta.....	300cc	2.00	2.00	2.00	2.50	3.50	3.00	2.50	2.00	2.00	3.00	2.83	2.50	3.00	2.56

Table 6 : Average Retail Price of Goods and Services by Region and Selected Market Places - Group 6 Market Places (Cont'd)

February 2004  
Yekatit 1996

R E G I O N   A N D   M A R K E T   P L A C E S																
ITEM	UNIT	S O M A L I E							B E N I S H A N G U L - G U M U Z							
								SOMALI AVERAGE						BEN- GUMUZ AVERAGE		
		Shinile	Arere	Jigjiga	Hartshek	Dolo	Moyale		Mambok	Mender- Sebat	Asossa	Bambasi	Kemashi		Agelo- meti	
P R I C E   I N   B I R R																
Pepsi Cola/Mirinda.....	300cc	-	-	2.00	2.50	3.50	2.67	2.67	2.00	2.00	3.00	2.83	2.50	3.00	2.56	
<b>BEVERAGES - ALCOHOLIC</b>																
Araki (Local).....	900cc	-	-	19.55	19.21	-	27.67	22.51	24.33	29.00	29.67	30.67	24.00	28.00	27.61	
Cognac (Local).....	900cc	-	-	-	-	-	-	-	-	-	-	-	-	-	-	
Brandy (Local).....	900cc	-	-	-	-	-	27.67	27.67	-	-	-	-	-	-	-	
Gin (Local).....	900cc	-	-	17.86	19.21	-	27.67	21.88	24.67	29.00	29.67	30.67	24.00	-	27.60	
Saris Wine (Normal).....	750cc	-	-	12.00	-	-	16.00	14.00	-	-	-	-	-	-	-	
'Katikalla'.....	Lt	10.00	10.00	7.96	5.99	13.48	5.00	8.67	6.67	6.67	6.83	5.00	5.00	4.00	5.70	
Beer (Bedele).....	330cc	-	-	-	-	4.00	3.83	3.92	3.00	3.50	3.50	3.85	3.25	3.00	3.35	
Beer (Harar).....	330cc	3.00	-	3.00	3.00	4.00	3.67	3.40	3.00	-	-	-	-	-	3.00	
Beer (Meta Abo).....	330cc	-	-	-	-	4.00	3.67	3.80	3.00	3.50	3.50	3.85	-	-	3.46	
'Tella'.....	Lt	-	.71	1.18	-	1.25	1.10	1.06	.47	.73	1.00	1.18	1.17	.76	.89	
'Tej' (Mead).....	Lt	-	-	1.55	2.08	2.25	1.85	1.93	2.60	1.92	3.00	2.00	2.50	2.50	2.40	
<b>CIGARETTES AND TOBACCO</b>																
<b>CIGARETTES</b>																
Nyala.....	Packet	-	-	-	-	5.00	3.67	4.33	4.00	5.00	3.00	4.00	3.50	-	3.90	
Gissila.....	Packet	-	-	-	-	-	-	-	-	-	-	-	-	-	-	
Rothmans.....	Packet	-	-	5.00	-	10.00	10.00	8.33	-	-	7.33	10.00	-	-	8.67	
<b>TOBACCO</b>																
'Gaya'.....	Kg	-	-	-	-	-	-	-	17.35	10.90	-	11.67	7.70	6.78	11.17	
<b>CLOTHING AND FOOT WEAR</b>																

Table 6 : Average Retail Price of Goods and Services by Region and Selected Market Places - Group 6 Market Places (Cont'd)

February 2004  
Yekatit 1996

R E G I O N   A N D   M A R K E T   P L A C E S													
ITEM	UNIT	S O M A L I E						B E N I S H A N G U L - G U M U Z					
		Shinile	Arere	Jigjiga	Hartshek	Dolo	Moyale	SOMALI AVERAGE	Mambook	Mender- Sebat	Asossa	Bambasi	Kemashi

## P R I C E   I N   B I R R

## CLOTHING

Abujedid(Akaki/Bahir Dar)91cm. Meter	-	3.89	4.44	-	7.00	3.75	4.86	-	-	3.92	4.50	4.00	6.00	4.60
Abujedid(Komb./Arba Min.)150cm Meter	-	-	-	-	-	-	-	6.00	5.83	6.00	6.33	6.67	-	6.17
Khaki(S-10,000 Twil)110cm. Meter	-	-	-	-	-	-	-	-	-	-	-	-	-	-
Khaki(Akaki)91cm. Meter	-	-	8.83	-	-	-	8.83	-	-	-	-	-	-	-
Wool-England 100% Meter	-	-	-	-	-	-	-	-	-	-	-	-	-	-
Tetron(Arba Minch) Meter	-	-	-	-	-	-	-	-	-	-	-	-	-	-
Poplin(Dire Dawa)105cm. Meter	-	-	-	-	-	-	-	-	-	6.00	-	-	-	6.00
Poplin(Komb./Arba Minch)150cm. Meter	-	-	-	-	-	11.00	11.00	-	10.33	11.67	11.67	12.00	-	11.36
Nylon(Mojo) Meter	-	-	-	-	-	-	-	-	-	12.50	-	-	-	12.50
Polyster(Arba Minch/Awasa) Meter	-	-	-	-	-	-	-	-	-	-	-	-	-	-
Jersi Meter	-	-	-	-	-	-	-	-	-	-	-	-	-	-
Cotton Kg	-	-	-	-	-	-	-	4.00	4.12	-	3.34	2.01	1.70	3.11
Hisufi Meter	-	-	-	-	-	-	-	-	17.00	-	-	-	-	17.00
Kefay Meter	-	-	-	-	-	-	-	14.33	-	-	17.50	-	-	15.60

## COST OF TAILORING

Woolen Suit (Men) No	-	-	-	-	-	-	-	-	-	165.00	-	-	-	165.00
Khaki Suit (Men) No	-	-	-	-	-	-	-	-	-	41.67	30.00	-	-	35.83
Khaki Suit (Boys) No	-	-	-	-	-	-	-	-	-	26.25	23.33	-	-	25.00
Tateron Suit (Men) No	-	-	-	-	-	-	-	-	-	46.67	30.00	50.00	20.00	37.00
Tateron Suit (Boys) No	-	-	-	-	-	-	-	-	-	25.00	23.33	25.00	10.00	21.50

## READY-MADE / FOR ADULTS

'Netela' No	-	-	25.00	-	-	-	25.00	17.00	17.00	-	25.33	19.33	20.00	19.71
'Gabi' No	-	-	75.00	-	-	110.00	92.50	35.00	36.33	-	41.67	41.00	40.00	38.54

Table 6 : Average Retail Price of Goods and Services by Region and Selected Market Places - Group 6 Market Places (Cont'd)

February 2004  
Yekatit 1996

ITEM	UNIT	R E G I O N   A N D   M A R K E T   P L A C E S												
		S O M A L I E					SOMALI AVERAGE	B E N I S H A N G U L - G U M U Z					BEN- GUMUZ AVERAGE	
		Shinile	Arere	Jigjiga	Hartshek	Dolo		Moyale	Mambook	Mender- Sebat	Asossa	Bambasi		Kemashi
P R I C E   I N   B I R R														
Shirts Long Sleeved (Local).....	No	-	-	-	-	-	-	31.00	-	-	-	-	30.00	30.67
Shirts Short Sleeved (Local).....	No	-	-	-	-	-	-	-	-	-	-	-	20.00	20.00
Shirts Long Sleeved (Imported)...	No	25.67	53.33	51.67	58.33	50.00	47.80	-	43.33	41.67	43.33	46.67	-	43.75
Shirts Short Sleeved (Imported)..	No	26.67	51.67	47.67	51.67	65.00	48.53	39.00	40.00	46.67	46.67	38.33	-	42.36
Socks (Cotton) Imported.....	Pair	-	4.67	3.33	-	7.33	5.11	4.50	5.00	4.67	4.67	5.33	-	4.83
Sweater (Local) Men.....	No	-	-	-	-	-	-	-	47.50	-	-	-	-	47.50
Sweater (Local) Women.....	No	-	-	-	-	-	-	-	-	-	-	-	-	-
Shash (Imported).....	No	-	12.67	3.67	10.00	7.00	8.33	7.33	19.67	9.33	7.67	7.67	-	10.33
Singlets (Local) White.....	No	-	8.67	-	-	-	8.67	10.00	9.33	10.67	9.50	13.00	-	10.57
Jeans Trouser.....	No	-	103.33	63.33	90.00	85.00	85.42	72.50	71.67	90.00	81.67	91.67	-	82.14
Woolen Suit.....	No	-	-	-	-	-	-	-	-	-	-	-	-	-
'Kemisna Netela'.....	No	-	165.00	-	-	115.00	131.67	-	61.67	113.33	-	95.00	-	90.00
Sweater-Men (Imported).....	No	-	-	-	-	90.00	90.00	-	-	120.00	97.50	55.00	-	92.50
Sweater-Women (Imported).....	No	-	-	60.00	-	60.00	60.00	-	-	105.00	41.67	-	-	67.00
Nylon Dress.....	No	-	-	-	-	-	-	-	29.33	-	-	-	-	29.33
Tetron Trouser.....	No	-	-	-	-	-	-	-	32.67	37.50	-	-	-	34.60
Leather Jacket.....	No	-	-	-	-	263.33	263.33	-	-	-	-	-	-	-
Under Wear China.....	No	-	19.50	-	-	15.00	16.80	10.67	11.67	13.00	12.00	13.00	-	12.07
Deriya .....	NO	7.67	7.53	6.30	4.00	-	6.38	12.50	10.00	10.00	13.89	-	-	11.67
Polyester Suit.....	No	-	-	-	-	-	-	-	-	-	-	-	-	-
Khaki Short .....	No	-	-	-	-	-	-	-	-	-	6.00	9.00	-	7.00
T-Shirts .....	No	14.00	41.67	11.67	40.00	38.33	29.13	24.67	25.00	30.00	17.33	25.00	-	24.40
Jogging Suit(sport tuta) .....	No	-	103.33	83.33	120.00	-	102.22	-	73.33	68.33	63.33	78.33	-	70.83
Khaki Jacket .....	No	-	85.00	47.67	-	-	66.33	-	95.00	85.00	-	-	-	91.00
Geldem .....	No	26.00	21.33	28.00	26.67	50.00	23.67	29.47	14.50	13.00	17.67	15.33	19.33	16.75

Table 6 : Average Retail Price of Goods and Services by Region and Selected Market Places - Group 6 Market Places (Cont'd)

February 2004  
Yekatit 1996

R E G I O N   A N D   M A R K E T   P L A C E S													
ITEM	UNIT	S O M A L I E					SOMALI AVERAGE	B E N I S H A N G U L - G U M U Z					BEN- GUMUZ AVERAGE
		Shinile	Arere	Jigjiga	Hartshek	Dolo		Moyale	Mambok	Mender- Sebat	Asossa	Bambasi	
P R I C E   I N   B I R R													
<b>READY-MADE / FOR CHILDREN</b>													
Sweater (Local) for Boys..... No	-	-	-	-	-	-	-	-	-	-	-	-	-
Socks (Imported) Cotton..... Pair	-	-	2.17	2.00	5.00	4.33	3.38	2.67	2.83	3.33	2.83	3.33	3.00
Jeans Trouser..... No	-	-	63.33	41.67	70.00	-	58.33	-	-	-	46.67	-	46.67
Shirt Long Sleeved(Imported)Boys. No	-	-	29.00	27.67	30.00	25.33	28.00	-	21.33	23.33	-	-	22.33
Sweater (England) for Girls..... No	-	-	-	-	-	-	-	-	-	-	-	-	-
Short for Boys..... No	-	-	-	-	-	-	-	-	-	-	3.00	-	3.00
Kemise(for children) ..... No	-	-	71.67	55.00	68.33	56.67	62.92	-	46.67	56.67	40.00	33.33	44.17
<b>FOOTWEAR (MEN AND WOMEN)</b>													
Anbessa Leather Shoes Men(Local)Pair	-	-	200.00	113.33	-	96.67	118.57	55.00	61.67	68.33	81.67	68.33	67.86
Leather Shoes Men (Croft)..... Pair	-	-	128.33	76.67	70.00	90.00	91.25	120.00	95.00	125.00	100.00	115.00	109.17
Walking Shoes(Imp.) Non-Leather Pair	-	-	56.67	-	-	-	56.67	-	68.33	26.50	73.33	-	59.75
Canvas Shoes (Local) Men..... Pair	-	-	-	-	-	-	-	20.00	23.67	-	-	35.00	24.33
Canvas Shoes (China) Men..... Pair	-	-	31.67	23.33	-	-	27.50	26.00	-	33.33	24.67	33.33	29.33
Plastic Shoes (Local) Women.... Pair	-	7.33	13.33	10.33	-	7.33	9.58	7.33	6.50	6.67	7.00	7.67	7.03
Slippers Sponge Adult (China).. Pair	7.83	7.67	6.83	6.00	5.00	-	6.67	-	-	5.50	6.00	6.00	5.80
Boots for Men Plastic (Local).. Pair	-	-	34.33	-	-	-	34.33	39.33	37.00	-	-	-	38.75
Sendel Plastic Shoes (Imp.).... Pair	-	-	-	-	16.00	-	16.00	-	-	-	-	-	-
Cost of Mending Shoes sole(Men).Pair	-	-	15.67	-	-	-	15.67	-	24.00	31.67	-	-	29.75

Table 6 : Average Retail Price of Goods and Services by Region and Selected Market Places - Group 6 Market Places (Cont'd)

February 2004  
Yekatit 1996

ITEM	UNIT	R E G I O N   A N D   M A R K E T   P L A C E S												BENI- GUMUZ AVERAGE	
		S O M A L I E						SOMALI AVERAGE	B E N I S H A N G U L - G U M U Z						
		Shinile Arere	Jigjiga	Hartshek Dolo	Moyale				Mambook	Mender- Sebat	Asossa	Bambasi	Kemashi		Agelo- meti
P R I C E   I N   B I R R															
<b>CONSTRUCTION MATERIALS, WATER, AND FUEL AND POWER</b>															
<b>CONSTRUCTION MATERIALS</b>															
Cement/Bag/(Local).....	50Kg	75.00	-	42.33	-	-	45.00	48.14	44.00	46.67	53.67	-	-	-	48.63
Lime.....	Kg	-	-	1.82	-	-	1.43	1.63	-	1.00	-	-	-	-	1.00
Nail (7cm - 12cm).....	Kg	10.00	8.00	-	10.00	12.00	8.83	10.04	7.67	7.67	8.00	8.00	8.67	10.00	8.33
Nail With Cape.....	Kg	12.00	10.00	12.00	12.00	12.25	9.67	11.47	10.00	10.00	12.00	10.00	13.67	14.00	11.61
Corrugated Iron Sheet (.2mm).....	No	-	28.00	-	-	-	29.00	28.75	30.00	29.33	29.67	29.00	31.67	-	30.00
Wood for House Construction('Atana')..	No	-	6.00	9.33	17.00	-	-	10.20	-	-	8.33	-	-	-	8.33
Wall Paints-Super (Fluid) Normal.....	4Kg	-	-	63.33	-	-	63.00	63.20	-	-	-	-	-	-	-
Wall Paints-Super (Fluid) Plastic....	4Kg	-	-	90.00	-	-	93.00	91.20	-	-	95.00	60.00	-	-	71.67
Coarse Aggregate Gravel.....	Meter Cube	-	-	-	-	-	-	-	-	-	-	-	-	-	-
Hollow Concrete Block(20x20x40 cm Cube)No		-	-	-	-	-	-	-	-	-	-	-	-	-	-
Bricks (25cm x 12cm x 6cm).....	No	-	-	3.00	-	-	-	3.00	-	-	-	-	-	-	-
Floor Board 4m Length.....	No	-	-	71.67	-	-	40.00	63.75	-	-	-	-	-	-	-
Iron Pipe 6mt. (1/2 inch Wide) Local..	No	-	-	56.00	-	-	52.50	54.60	-	42.00	50.00	-	-	-	47.33
Chipwood (125cm x 250cm x 8mm).....	No	-	-	83.33	-	-	-	83.33	-	-	-	-	-	-	-
Sand.....	Meter Cube	-	-	-	-	-	-	-	-	-	64.19	-	-	-	64.19
Gutter N° 32.....	Meter Cube	-	-	-	-	-	15.00	15.00	-	-	-	-	-	-	-
Window Glass (50cm x 50cm x 3mm).....	No	-	-	-	-	-	-	-	-	-	-	-	-	-	-
Water Tanker (1meter cube).....	No	-	-	-	-	-	-	-	-	-	-	-	-	-	-
Stone for House Construction..	Meter Cube	-	-	-	-	-	-	-	-	-	42.85	-	-	-	42.85
Mega Paints.....	4Kg	-	-	-	-	-	92.00	92.00	-	-	64.50	-	-	-	64.50
Tseday Paints.....	4Kg	-	-	61.67	-	-	-	61.67	-	-	-	-	-	-	-
"Yewellel Nitaf"(Tile).....	No	-	-	-	-	-	-	-	-	-	-	-	-	-	-
<b>WATER</b>															
Water.....	Meter Cube	9.17	12.50	12.50	-	-	11.67	11.46	-	-	12.00	-	-	-	12.00

Table 6 : Average Retail Price of Goods and Services by Region and Selected Market Places - Group 6 Market Places (Cont'd)

February 2004  
Yekatit 1996

ITEM	UNIT	R E G I O N   A N D   M A R K E T   P L A C E S												
		S O M A L I E							B E N I S H A N G U L - G U M U Z					BENI-GUMUZ AVERAGE
		Shinile	Arere	Jigjiga	Hartshek	Dolo	Moyale	SOMALI AVERAGE	Mambook	Mender-Sebat	Asossa	Bambasi	Kemashi	

## P R I C E   I N   B I R R

## FUEL AND POWER

Fire Wood.....	Meter Cube	51.87	25.79	-	24.75	-	30.54	31.54	48.89	25.82	49.94	16.23	19.04	22.68	30.43
Charcoal.....	Kg	1.72	1.27	.96	.53	.50	.85	.97	1.19	2.17	.98	.34	.58	-	1.08
Dung Cake.....	Kg	-	-	-	-	-	-	-	-	-	-	-	-	-	-
Kerosine.....	Lt	2.69	2.50	1.84	2.32	4.00	2.23	2.60	3.44	2.73	2.93	3.94	3.33	5.00	3.48
Diesel.....	Lt	-	-	2.57	2.97	4.00	2.95	3.12	3.94	3.18	3.44	4.24	4.00	5.00	3.91
Electric.....	K.Watt	-	-	.27	2.30	.15	.49	1.30	.27	.27	.27	-	-	-	.27
Matches.....	Box	.23	.25	.25	.25	.25	.25	.25	.30	.28	.25	.25	.25	.25	.26
Candles.....	No	1.00	1.00	1.00	.50	1.00	1.00	.92	1.00	1.00	1.00	1.00	1.00	1.00	1.00
Buthane Gas (Shell).....	12.5 Kg	-	-	-	-	-	-	-	-	-	-	-	-	-	-
Eveready Drycell.....	No	-	-	-	-	2.00	1.75	1.88	2.00	-	2.08	-	1.75	3.00	2.05

## FURNITURE, FURNISHING, HOUSEHOLD EQUIPMENT AND OPERATION

## CHAIRS, TABLES, ETC.

Table Wanza (Machine made) Varnished..	No	-	-	-	-	-	-	-	-	-	106.67	-	-	-	106.67
Table Wanza (Hand made) Not Varnished.	No	-	-	-	-	-	-	-	-	-	-	50.00	-	-	50.00
Chairs Wanza (Machine Made) Varnished.	No	-	-	136.67	-	-	55.00	116.25	-	-	73.33	-	-	-	73.33
Chairs Wanza (Hand Made) Varnished....	No	-	-	-	-	-	-	-	-	-	-	95.00	-	-	95.00
Cupboard Wanza (2 doors) Varnished....	No	-	-	1200.00	-	-	-	1200.00	-	-	1133.33	-	-	-	1133.33
Double Bed Wanza (120cm) Varnished....	No	-	-	1016.67	-	-	475.00	800.00	-	-	466.67	-	-	-	466.67
Sofas (Complete).....	No	-	-	-	-	-	-	-	-	-	2933.33	-	-	-	2933.33
Book Shelves Wanza (3 Shelves) no Door	No	-	-	350.00	-	-	-	350.00	-	-	236.67	-	-	-	236.67
Chest of Drawer .....	No	-	-	-	-	-	-	-	-	-	350.00	-	-	-	350.00

## FURNISHINGS &amp; REPAIRS

Bed Sheet (Non-Patterned Bahir Dar)																
1.90m x 2.50m.....	Pair	-	-	-	-	-	46.33	46.33	47.00	48.67	41.67	42.00	53.33	-	47.25	

Table 6 : Average Retail Price of Goods and Services by Region and Selected Market Places - Group 6 Market Places (Cont'd)

February 2004  
Yekatit 1996

ITEM	UNIT	R E G I O N   A N D   M A R K E T   P L A C E S													
		S O M A L I E					SOMALI AVERAGE	B E N I S H A N G U L - G U M U Z					BENI- GUMUZ AVERAGE		
		Shinile	Arere	Jiggiga	Hartshek	Dolo		Moyale	Mambook	Mender- Sebat	Asossa	Bambasi		Kemashi	Agelo- meti
P R I C E   I N   B I R R															
Bed Sheet(Patterned Kombolcha)															
1.90m x 2.50m.....	Pair	-	-	-	-	-	83.33	83.33	-	-	53.33	-	-	-	53.33
Bed Cover(Patterned Kombolcha).....	No	-	-	-	-	-	-	-	-	45.00	-	-	-	-	45.00
Blanket Woolen(Debre B.)160cm x 220cm. No		-	-	86.67	-	-	-	86.67	80.00	80.00	83.33	51.00	-	-	73.58
Mattress-Sponge (A.A Foam) 120cm.....	No	-	-	321.67	430.00	-	-	365.00	-	255.00	316.67	-	-	-	285.83
Towel-Local (Kombolcha).....	No	-	-	-	-	-	14.67	14.67	-	-	9.00	15.50	6.00	-	11.00
<b>EARTHEN WARE</b>															
Water Pot.....	No	-	-	-	-	-	-	-	-	8.00	-	5.50	11.00	-	7.81
'Jebena' Medium Size.....	No	-	-	3.83	6.00	10.00	5.00	6.25	-	3.00	2.83	3.83	5.67	-	3.83
'Mitad' (Griddle of Clay).....	No	-	-	-	-	-	14.67	14.67	7.33	10.00	10.33	9.00	8.50	-	9.07
Local Stove '(Lakech).....	No	-	7.67	5.33	-	-	7.83	6.94	8.50	7.67	13.67	11.00	9.33	10.00	10.07
Cup for Coffee (China).....	No	-	1.33	1.25	1.50	2.00	1.25	1.47	1.30	1.28	1.42	1.33	1.50	1.25	1.35
Plate Clay (imported).....	No	-	-	5.33	-	-	5.00	5.17	3.50	4.50	4.00	4.00	5.33	-	4.27
<b>STRAW, BAMBOO AND OTHERS</b>															
'Sefed'.....	No	-	-	10.00	-	10.00	5.33	8.44	-	-	3.75	4.00	5.00	-	4.16
Sack 100Kg Capacity.....	No	-	-	6.00	-	-	-	6.00	-	-	-	-	-	-	-
<b>METAL WARE</b>															
Cooking Pan Medium (Local).....	No	-	-	-	-	-	-	-	22.33	16.33	28.33	31.00	33.33	30.00	26.44
Tray (Nickel) Medium N <sup>o</sup> 45 Local.....	No	-	-	-	-	-	-	-	-	13.33	-	-	-	-	13.33
Electric 'Mitad' Aluminium.....	No	-	-	500.00	-	-	-	500.00	-	-	-	-	-	-	-
Gas Stove (Kerosine) China.....	No	-	38.67	42.33	-	-	40.00	40.33	-	35.50	38.33	42.50	-	-	38.71
Refregrator.....	No	-	-	2450.00	-	-	-	2450.00	-	-	-	-	-	-	-

Table 6 : Average Retail Price of Goods and Services by Region and Selected Market Places - Group 6 Market Places (Cont'd)

February 2004  
Yekatit 1996

R E G I O N   A N D   M A R K E T   P L A C E S															
ITEM	UNIT	S O M A L I E						B E N I S H A N G U L - G U M U Z						BENI-GUMUZ AVERAGE	
		Shinile	Arere	Jigjiga	Hartshek	Dolo	Moyale	SOMALI AVERAGE	Mambook	Mender-Sebat	Asossa	Bambasi	Kemashi		Agelometi
P R I C E   I N   B I R R															
<b>PLASTIC WARE (LOCAL MADE)</b>															
Jerrycan (20 Litres)..... No	-	-	-	-	-	-	-	-	-	23.25	20.33	-	20.00	-	20.94
Bucket (20 Litres)..... No	-	18.00	17.33	-	-	-	17.60	15.00	15.00	16.67	15.67	17.00	16.00	15.88	
<b>GLASS WARE</b>															
Glass for Tea (Durablex)..... No	-	3.50	3.67	-	-	3.00	3.39	-	-	3.83	3.17	3.50	2.00	3.13	
<b>OTHER HOUSEHOLD EQUIPMENT</b>															
Kerosine Lamp..... No	28.00	26.33	16.33	15.00	25.00	14.33	19.94	14.00	14.00	23.00	20.67	25.67	16.33	18.94	
'Kuraz' Small Local Kerosine Lamp..... No	1.00	1.00	1.00	1.00	-	2.00	1.30	1.42	-	.92	.83	1.00	-	1.04	
Flash Light..... No	7.17	6.33	6.83	5.00	6.00	5.00	6.12	6.33	6.83	6.33	7.00	7.00	7.00	6.75	
Electric Bulb Philips(40/60 Watt)..... No	3.00	2.50	3.00	4.00	3.00	2.50	3.00	2.00	2.00	2.83	2.33	3.00	-	2.43	
<b>HOUSEHOLD OPERATION</b>															
Hard Soap (Local)..... 200gm	-	1.88	2.00	-	2.50	-	2.13	2.00	2.00	1.77	2.00	1.54	2.00	1.88	
Hard Soap (Imported)..... 200gm	1.72	1.70	2.70	1.43	1.33	2.00	1.81	2.00	2.40	1.76	2.40	1.74	2.25	2.09	
Detergent (Omo)..... 50gm	.59	.54	-	.38	1.00	.79	.66	1.00	.50	.75	1.25	.77	.88	.86	
Incense..... Kg	7.29	8.58	15.33	10.18	8.00	4.45	9.07	6.00	5.83	7.54	6.00	9.44	6.02	6.81	
Sandal Wood..... No	.25	.18	.25	.25	.25	.25	.24	.23	.28	.33	.25	.25	.25	.27	
Toilet Paper (Mamko)..... Roll	3.25	3.08	3.42	3.50	3.50	3.00	3.29	3.00	3.00	3.00	4.67	3.50	3.50	3.44	
<b>DRY CLEANING</b>															
Dry Cleaning (Suit Men)..... No	-	-	-	-	-	-	-	-	-	-	-	-	-	-	

Table 6 : Average Retail Price of Goods and Services by Region and Selected Market Places - Group 6 Market Places (Cont'd)

February 2004  
Yekatit 1996

R E G I O N   A N D   M A R K E T   P L A C E S															
ITEM	UNIT	S O M A L I E						SOMALI AVERAGE	B E N I S H A N G U L - G U M U Z						BENI- GUMUZ AVERAGE
		Shinile	Arere	Jigjiga	Hartshek	Dolo	Moyale		Mambook	Mender- Sebat	Aossa	Bambasi	Kemashi	Agelo- meti	
P R I C E   I N   B I R R															
<b>DOMESTIC SERVICE</b>															
Maid Servant.....	Month	66.67	63.33	66.67	70.00	73.33	60.00	66.67	23.33	25.00	66.67	33.33	31.67	30.00	35.00
Unskilled Service (Daily Laborer)....	Day	13.33	10.00	12.00	13.33	10.00	10.00	11.44	9.00	9.00	7.00	6.67	7.00	7.00	7.61
Salary for Guard .....	Month	-	-	86.67	-	53.33	-	70.00	-	31.67	63.33	-	-	-	47.50
<b>MEDICAL CARE</b>															
Ampicillin(250 mg) Local.....	56 Caps	-	14.00	-	10.75	-	16.00	13.75	-	14.93	14.00	-	16.78	12.00	15.02
Dichlorophine(500 mg) Local.....	6 Pills	-	-	-	1.00	-	-	1.00	-	-	-	-	-	-	-
Tetracycline(250mg) Local.....	56 Caps	-	8.89	12.13	9.67	-	8.00	10.01	12.60	12.13	9.39	11.20	7.07	6.00	10.04
Penicillin Injection(4 Mu. Local). Bottle		3.80	4.25	5.00	4.83	-	4.00	4.58	4.00	4.00	4.83	3.67	4.33	5.00	4.23
Chloramphenicol(250mg) Local.....	56 Caps	11.20	14.00	-	13.00	-	12.00	12.84	14.00	14.00	14.50	12.13	12.60	7.00	12.80
Dipron(500mg) Local.....	20 Pills	-	-	-	2.00	-	-	2.00	-	-	-	-	-	-	-
Cough Syrup (Berantine) Local.....	125cc	-	-	10.00	-	-	-	10.00	12.00	-	10.00	10.00	-	-	10.40
Bactrim(480mg) Local.....	30 Pills	-	8.50	7.50	6.33	-	8.00	7.50	15.00	7.33	-	7.50	8.25	5.00	8.17
Vermox(100mg) Local.....	12 Pills	-	2.50	-	3.50	-	4.00	3.20	-	4.00	-	-	1.88	2.00	2.96
Mezel(250mg) Local.....	30 Caps	4.50	4.76	5.67	5.67	-	8.00	5.53	8.75	8.00	4.58	5.67	3.67	3.00	5.75
Asprin (300 mg) Local.....	20 Pills	2.00	2.00	2.33	3.50	-	1.00	2.33	4.00	2.00	2.00	2.44	1.67	2.00	2.29
<b>OTHER MEDICAL EXPENSES</b>															
Doctor's Fee (Government).....	per visit	.50	1.00	1.00	.50	1.50	1.00	.93	1.00	1.00	2.00	-	-	-	1.33
Doctor's Fee (Private).....	per visit	-	-	15.00	5.00	-	5.00	9.29	-	10.00	-	-	-	-	10.00
Injection (Service Charge).....	Once	-	-	1.00	.83	1.00	1.00	.96	-	1.00	.50	-	-	-	.83
Labratory Test Fee (Private).....	Once	-	-	4.67	5.00	5.00	5.00	4.92	-	5.00	3.00	-	-	-	4.00
Bed Charge (gov.).....	per day	-	-	4.00	-	-	-	4.00	-	3.00	2.20	-	-	-	2.60

Table 6 : Average Retail Price of Goods and Services by Region and Selected Market Places - Group 6 Market Places (Cont'd)

February 2004  
Yekatit 1996

R E G I O N   A N D   M A R K E T   P L A C E S													
I T E M	U N I T	S O M A L I E					S O M A L I A V E R A G E	B E N I S H A N G U L - G U M U Z					B E N I - G U M U Z A V E R A G E
		Shinile	Arere	Jigjiga	Hartshek	Dolo		Moyale	Mambook	Mender- Sebat	Asossa	Bambasi	

P R I C E   I N   B I R R

**TRANSPORT AND COMMUNICATION**

**TRANSPORT**

Benzene.....	Lt	-	-	4.25	4.00	5.00	4.69	4.49	-	-	5.00	-	-	-	5.00
Motor Oil (Mobil).....	Lt	-	-	19.00	11.00	9.00	19.73	14.68	-	-	20.00	20.00	-	-	20.00
Car Washing and Greasing.....	No	-	-	32.50	-	-	40.00	35.00	-	-	-	-	-	-	-
Bus Fare (per km).....	Tarif	-	-	.15	-	-	.09	.12	.12	.15	.10	.10	-	-	.12
Bus Fare (within Town) .....	Trip	-	-	-	-	-	-	-	-	-	-	-	-	-	-
Taxi Fare .....	Trip	-	-	1.00	-	-	1.00	1.00	-	-	-	-	-	-	-
Air Plane (To Addis Ababa) .....	Trip	-	-	532.00	-	-	-	532.00	-	-	504.00	-	-	-	504.00
Animal Transport fare.....	Trip	-	-	-	-	-	-	-	-	-	-	-	1.00	-	1.00
Cart Fare.....	Trip	-	-	1.00	-	-	-	1.00	-	-	-	-	-	-	-
Train Fare .....	Trip	-	-	-	-	-	-	-	-	-	-	-	-	-	-
Service Charge (Motor oil change)...	Once	-	-	-	-	-	-	-	-	-	23.33	-	-	-	23.33

**COMMUNICATION**

Telephone Charge (with town).....	Period	-	-	.20	-	-	-	.20	-	-	-	-	-	-	-
Telephone Charge to Addis Ababa.....	Period	2.75	2.30	1.50	3.20	3.50	2.00	2.54	2.75	-	3.25	3.25	3.25	3.25	3.15
Telephone Line Installation Charge..	Once	-	-	355.75	-	-	355.75	355.75	-	-	355.75	-	-	-	355.75

**ENTERTAINMENT AND EDUCATION**

**EQUIPMENT AND ACCESSORIES**

T.V. Set Philips 21 inch(Colored).....	No	-	-	2816.67	2400.00	-	-	2712.50	-	-	3300.00	-	-	-	3300.00
Cassette Recorded Original(Local Music)No		-	-	13.00	-	-	12.67	12.83	11.50	12.00	11.33	10.00	10.33	-	11.00
Radio Set Philips 3 Band.....	No	-	-	-	-	156.67	110.00	133.33	105.00	135.00	155.00	143.33	-	-	140.00
Tape Recorder National (2 Speaker)....	No	-	-	276.67	193.33	230.00	-	233.33	180.00	240.00	250.00	166.67	220.00	-	210.00
Expense for Photograph(Passport size)4Pho		-	-	5.00	14.00	-	5.00	8.38	4.00	3.00	2.67	4.00	5.00	-	3.70

Table 6 : Average Retail Price of Goods and Services by Region and Selected Market Places - Group 6 Market Places (Cont'd)

February 2004  
Yekatit 1996

R E G I O N   A N D   M A R K E T   P L A C E S														
ITEM	UNIT	S O M A L I E						B E N I S H A N G U L - G U M U Z						BENI-GUMUZ AVERAGE
		Shinile Arere	Jigjiga	Hartshek Dolo	Moyale	SOMALI AVERAGE	Mambook	Mender-Sebat	Asossa	Bambasi	Kemashi	Agelometi		
P R I C E   I N   B I R R														
Newspaper (Addis Zemen)..... No	-	-	.50	-	-	.50	.50	-	-	.50	-	-	-	.50
Theater Enterance Fee ..... Once	-	-	-	-	-	-	-	-	-	-	-	-	-	-
<b>EDUCATION</b>														
Exercise Book (50 Leaves) Local..... No	2.13	2.00	2.00	-	3.00	2.00	2.23	1.90	1.72	1.93	2.00	2.17	2.50	2.04
Pencil (China)..... No	.25	.25	.25	.25	.19	.32	.25	.30	.28	.28	.25	.28	.30	.28
Ball Point-Bic England..... No	1.25	1.03	1.00	1.00	1.00	1.00	1.04	1.00	1.00	1.08	1.03	1.13	1.25	1.08
Day School Fee-Public(Grade 7 & 8)..Month	-	-	-	-	-	-	-	-	-	-	-	-	-	-
Day School Fee-Private(Grade 9-12)..Month	-	-	-	-	-	-	-	-	-	-	-	-	-	-
Night School Fee-Government(Gr.9-12)Month	-	-	40.00	-	-	-	40.00	-	30.00	21.00	25.00	-	-	25.33
School Uniform Fee ..... No	-	-	-	150.00	-	-	150.00	-	-	-	-	-	-	-
Night School Fee-Private(Grade9-12)..Month	-	-	-	-	-	-	-	-	-	-	-	-	-	-
<b>PERSONAL CARE AND EFFECTS</b>														
<b>PERSONAL CARE</b>														
Lux Toilet Soap..... 90gm	2.25	2.25	2.00	2.00	1.69	2.25	2.07	2.25	2.25	2.25	2.25	2.25	2.25	2.25
Blade-TOPAZ..... No	.50	.33	.25	.25	.25	.25	.31	.30	.30	.33	.37	.25	.25	.30
Hair Dressing (Traditional)..... No	-	-	6.33	-	-	5.00	5.67	2.00	1.50	1.67	2.00	2.00	-	1.81
Hair Dressing (Modern)..... No	-	-	10.00	-	-	10.00	10.00	-	8.00	10.00	-	-	-	9.50
Barbery (Mens Hair Cut)..... No	3.00	-	4.67	4.33	3.00	4.00	3.92	3.00	3.00	3.00	2.33	3.00	2.00	2.72
Paraffin Hair Oil..... 330cc	8.00	7.83	9.00	9.00	9.00	7.67	8.42	8.50	7.83	9.53	8.80	9.90	9.67	9.04
Zenith Hair Oil..... 330cc	11.79	8.10	8.33	9.00	9.00	7.83	8.66	8.50	7.83	9.53	7.14	9.90	9.90	8.80
Shaving Machine (medium) ..... No	-	-	44.33	-	-	-	44.33	-	-	-	-	-	-	-
Perfume ..... CC	-	-	19.33	23.00	10.00	15.67	17.00	30.00	26.67	51.67	12.00	30.00	10.48	26.40
<b>PERSONAL EFFECTS</b>														
Umbrella-Men Medium (Local)..... No	-	-	-	-	-	-	-	15.67	15.67	17.33	17.67	21.67	-	17.60

Table 6 : Average Retail Price of Goods and Services by Region and Selected Market Places - Group 6 Market Places (Cont'd)

February 2004  
Yekatit 1996

ITEM	UNIT	R E G I O N   A N D   M A R K E T   P L A C E S													
		S O M A L I E						SOMALI AVERAGE	B E N I S H A N G U L - G U M U Z					BENI- GUMUZ AVERAGE	
		Shinile	Arere	Jiggiga	Hartshek	Dolo	Moyale		Mambook	Mender- Sebat	Asossa	Bambasi	Kemashi		Agelo- meti
P R I C E   I N   B I R R															
Umbrella-Women Medium (Imported).....	No	20.00	15.50	14.67	-	25.00	13.00	17.42	15.33	16.00	22.00	17.33	21.67	21.00	18.89
Hand Bag (Imported Synthetic).....	No	-	-	51.67	-	-	40.00	45.83	-	-	-	42.50	-	-	42.50
Belt (Local) Machine Made.....	No	-	-	-	-	-	15.00	15.00	-	-	8.33	5.00	7.67	10.00	8.11
Belt (Local) Hand Made.....	No	-	-	-	-	-	-	-	-	-	-	-	-	-	-
<b>JEWELLERY</b>															
Seiko-21 Jewels Automatic (Men).....	No	-	-	-	-	-	-	-	-	-	-	-	-	-	-
Seiko-21 Jewels Automatic (Women).....	No	-	-	-	-	-	-	-	-	-	-	-	-	-	-
Earrings (4gm 18 carat Local).....	Pair	-	-	300.00	-	-	360.00	330.00	-	-	366.67	-	-	-	366.67
Neck Laces (6gm 21 carat Imported)....	No	-	-	653.33	660.00	-	660.00	657.14	-	-	66.00	-	-	-	66.00
Rings (4gm 18 carat Local).....	No	-	-	300.00	-	-	360.00	330.00	-	-	366.67	-	-	-	366.67
Bracelet 20gm (18 carat Local).....	No	-	-	1400.00	-	-	-	1400.00	-	-	-	-	-	-	-
<b>LIVESTOCK AND DRAUGHT ANIMALS</b>															
<b>LIVESTOCK</b>															
Sheep (10-15Kg).....	No	68.33	95.33	151.67	80.00	65.00	103.33	93.94	185.00	193.33	135.00	81.67	93.50	-	140.86
Goat (10-15Kg).....	No	103.33	104.33	116.67	83.33	69.33	126.67	100.61	151.67	145.00	106.67	65.00	72.33	85.00	105.41
Heifer (2-4 Years).....	No	-	-	703.33	383.33	480.00	-	522.22	516.67	660.00	443.33	416.67	433.33	310.00	472.35
Cow (4 Years and Above).....	No	-	-	1006.67	880.00	760.00	1350.00	999.17	1070.00	880.00	603.33	873.33	402.67	-	765.87
Bull (2-4 Years).....	No	-	-	540.00	363.33	400.00	-	434.44	476.67	708.33	470.00	610.00	400.00	-	533.00
Ox (4 Years and Above).....	No	-	-	1916.67	1183.33	1116.67	1766.67	1495.83	906.67	1051.67	788.33	816.67	710.00	-	854.67
Hen (Indigenous).....	No	-	-	4.67	5.33	7.67	6.33	6.00	15.00	15.00	11.67	14.00	11.17	8.33	12.53
Cock (Indigenous).....	No	-	-	8.67	6.67	10.67	10.00	9.00	17.00	17.00	19.67	22.33	18.00	15.00	18.17
<b>DRAUGHT ANIMALS</b>															
Donkey.....	No	-	-	343.33	310.00	580.00	-	411.11	356.67	306.67	461.67	430.00	316.67	-	374.33
Horse.....	No	-	-	-	-	-	-	-	-	-	-	-	-	-	-

Table 6 : Average Retail Price of Goods and Services by Region and Selected Market Places - Group 6 Market Places (Cont'd)

February 2004  
Yekatit 1996

R E G I O N   A N D   M A R K E T   P L A C E S													
ITEM	UNIT	S O M A L I E					SOMALI AVERAGE	B E N I S H A N G U L - G U M U Z					BENI- GUMUZ AVERAGE
		Shinile	Arere	Jigjiga	Hartshek Dolo	Moyale		Mambok	Mender- Sebat	Asoosa	Bambasi	Kemashi	
P R I C E   I N   B I R R													
Mule.....	No	-	-	-	-	-	-	-	-	-	-	-	-
<b>FARM EQUIPMENT (INDUSTRIAL PRODUCT)</b>													
Sickel.....	No	-	10.00	15.67	-	-	12.83	15.00	-	11.00	8.00	-	11.38
Pick Axe ('Doma').....	No	-	-	24.33	-	25.00	24.60	-	-	19.00	-	-	19.00
'Gejera'.....	No	-	-	19.33	-	23.00	20.25	-	-	18.00	-	-	18.00
<b>FARM EQUIPMENT (HAND MADE)</b>													
'Mofer'.....	No	-	-	-	-	-	-	-	-	-	-	-	-
'Kember'.....	No	-	-	-	-	-	-	-	-	-	-	-	-
'Digr'.....	No	-	-	-	-	-	-	-	-	-	-	-	-
Plough.....	No	-	-	-	-	-	-	20.00	-	-	-	8.00	17.00
Sickel.....	No	-	-	-	-	-	-	2.00	-	-	4.33	4.00	3.29
'Wegel'.....	No	-	-	-	-	-	-	3.33	-	-	-	5.00	3.75
'Erfe '.....	No	-	-	-	-	-	-	-	-	-	-	-	-
<b>MISCELLANEOUS GOODS AND SERVICES</b>													
Coffin (Medium Quality).....	No	-	-	300.00	-	-	300.00	-	-	210.00	-	-	210.00
Charge for Money order .....	Once	-	-	2.60	-	10.50	6.55	-	-	10.50	-	-	10.50
Charge for Visa (for person).....	No	-	-	-	-	-	-	-	-	-	-	-	-

# **Group 7**

# **Market Places**

**(Welkite, Butajira, Hosahna, Shone, Doyugena, Alaba, Awasa,  
Hagere Selam, Dilla, and Yirgacheffe.)**



Table 7 : Average Retail Price of Goods and Services by Region and Selected Market Places - Group 7 Market Places

February 2004  
Yekatit 1996

		R E G I O N   A N D   M A R K E T   P L A C E S									
I T E M	U N I T	S   N   N   P									
		Welkite	Butajira	Hosahna	Shone	Doyugena	Alaba	Awasa	Hagere-Selam	Dilla	Yirega-chefie

P R I C E   I N   B I R R

**CEREALS UNMILLED**

'Teff' White .....	Kg	2.34	2.43	1.97	2.35	2.40	1.72	2.73	1.87	2.65	2.53
'Teff' Mixed.....	Kg	1.79	1.97	1.74	2.19	2.10	1.59	-	1.72	-	2.27
'Teff' Black (Red).....	Kg	1.66	1.97	-	1.63	1.82	-	2.18	1.67	1.88	-
Wheat White.....	Kg	1.63	1.42	1.43	1.77	1.23	1.56	1.65	1.18	1.60	1.57
Wheat Mixed.....	Kg	-	-	-	-	-	1.59	5.00	-	-	-
Wheat Black.....	Kg	-	1.86	-	-	-	-	2.00	-	1.40	-
Barley White.....	Kg	1.67	1.63	1.89	1.53	1.30	1.59	1.80	1.05	1.57	2.00
Barley Mixed.....	Kg	-	1.37	1.49	1.74	1.27	1.39	1.50	-	1.62	-
Barley Black.....	Kg	1.72	1.37	1.42	2.17	1.27	1.47	1.57	-	1.30	1.40
Barley for Beer.....	Kg	-	-	-	-	-	1.61	1.80	-	1.57	1.65
Maize.....	Kg	.99	.91	1.25	1.06	1.00	.95	1.00	.91	1.00	.88
Durrah.....	Kg	-	-	-	-	-	-	1.50	-	-	-
Sorghum Yellow.....	Kg	-	-	-	-	-	.89	-	-	-	-
Sorghum White.....	Kg	1.48	-	-	-	-	-	-	-	1.30	-
Sorghum Red.....	Kg	1.40	.66	1.33	1.95	1.14	.69	-	-	1.30	1.25
African Millet.....	Kg	1.68	2.29	-	2.48	-	1.20	1.93	-	1.70	1.75
Rice.....	Kg	5.00	5.00	5.00	4.33	5.00	4.50	4.42	5.00	4.50	4.67
Oats.....	Kg	-	-	-	1.62	1.15	-	-	3.25	2.50	3.00
Hulled Barley.....	Kg	-	-	-	-	-	-	-	-	-	-

**CEREALS MILLED**

'Teff' White.....	Kg	-	-	-	-	-	-	-	-	2.75	-
'Teff' Mixed.....	Kg	-	-	-	-	-	-	-	2.40	2.42	2.73
'Teff' Black (Red).....	Kg	-	-	-	-	-	-	-	2.40	2.00	-
Wheat White.....	Kg	-	-	-	-	-	-	-	-	1.78	2.66
Wheat Mixed.....	Kg	-	-	-	-	-	-	-	-	-	3.17
Barley White.....	Kg	-	-	-	-	-	-	-	-	-	-

Table 7 : Average Retail Price of Goods and Services by Region and Selected Market Places - Group 7 Market Places (Cont'd)

February 2004  
Yekatit 1996

ITEM	UNIT	R E G I O N   A N D   M A R K E T   P L A C E S									
		S   N   N   P									
		Welkite	Butajira	Hosahna	Shone	Doyugena	Alaba	Awasa	Hagere-Selam	Dilla	Yiregacheffie
P R I C E   I N   B I R R											
Barley Mixed.....	Kg	-	-	-	-	-	-	-	-	-	-
Maize.....	Kg	1.07	-	1.57	1.18	1.17	-	1.24	1.28	1.10	1.84
Oats.....	Kg	5.00	-	4.50	4.67	4.50	4.67	-	-	-	-
Sorghum.....	Kg	-	-	-	-	-	-	-	-	-	-
Durrah.....	Kg	-	-	-	-	-	-	-	-	-	-
'Furno Duket' Locally Processed..	Kg	3.50	3.00	3.00	3.08	3.00	3.08	3.08	3.33	2.53	3.00
<b>PULSES UNMILLED</b>											
Horse Beans.....	Kg	1.85	1.72	1.61	2.31	1.50	2.14	2.00	1.45	1.63	2.00
Peas White.....	Kg	-	2.84	-	-	-	-	3.50	-	2.20	2.00
Peas Black.....	Kg	-	-	-	-	-	-	-	-	-	-
Peas Mixed.....	Kg	2.47	2.14	2.46	2.48	2.30	2.19	2.27	1.50	1.83	2.00
Soya Beans.....	Kg	-	-	-	-	-	-	5.13	-	-	-
Chick Peas.....	Kg	1.96	1.80	2.50	1.73	-	2.19	2.00	2.27	1.78	2.00
Lentils.....	Kg	4.00	3.24	4.00	4.08	4.00	3.85	4.17	3.00	4.00	4.00
Haricot Beans.....	Kg	1.68	-	2.75	1.96	2.33	1.28	1.33	-	-	2.00
Lima Beans.....	Kg	-	2.15	-	-	-	-	1.33	-	1.50	-
Vetch.....	Kg	1.58	1.72	-	2.00	-	-	2.00	-	1.60	2.07
Fenugreek.....	Kg	3.00	3.33	4.29	3.17	5.01	3.17	2.50	3.17	3.00	3.00
<b>PULSES MILLED OR SPLIT</b>											
Horse Beans Milled.....	Kg	-	4.50	4.00	4.50	3.50	-	-	3.50	4.00	3.67
Peas Milled.....	Kg	5.00	5.00	5.00	5.25	-	-	-	3.50	4.50	3.83
Chick Peas Milled.....	Kg	-	-	-	-	-	-	-	-	-	3.50
Mixed Pulses Milled.....	Kg	3.00	4.67	-	-	3.50	5.00	5.17	3.50	-	3.00
Vetch Milled.....	Kg	3.16	-	-	-	-	-	3.00	-	-	3.67
Peas Split.....	Kg	5.00	4.50	-	4.00	4.50	5.00	4.17	4.00	4.00	4.00
Peas Split(Roasted).....	Kg	4.00	3.88	4.50	3.50	-	4.52	3.75	-	-	-

Table 7 : Average Retail Price of Goods and Services by Region and Selected Market Places - Group 7 Market Places (Cont'd)

February 2004  
Yekatit 1996

R E G I O N   A N D   M A R K E T   P L A C E S											
ITEM	UNIT	S   N   N   P									
		Welkite	Butajira	Hosahna	Shone	Doyugena	Alaba	Awasa	Hagere-Selam	Dilla	Yiregachefie
P R I C E   I N   B I R R											
Horse Beans Split(Roasted).....	Kg	-	-	-	-	-	3.97	-	-	-	3.33
Lentils Split.....	Kg	5.50	5.58	5.67	5.08	5.00	5.33	5.33	5.00	5.50	4.78
Vetch Split(Roasted).....	Kg	-	3.25	-	-	-	3.51	-	-	-	-
Chick Peas Split(Roasted).....	Kg	-	-	-	-	-	-	-	-	-	-
Fenugreek Milled.....	Kg	8.00	8.33	10.00	8.00	8.00	7.50	7.83	8.00	8.00	10.00
<b>OIL SEEDS</b>											
Niger Seed.....	Kg	3.00	3.39	-	4.33	-	5.00	4.01	5.00	5.00	3.50
Linseed White.....	Kg	-	-	-	-	-	-	-	-	-	-
Linseed Black.....	Kg	3.00	2.90	3.85	3.20	3.33	4.50	4.00	3.75	4.00	4.00
Sesame Seed.....	Kg	-	-	-	-	-	6.00	-	-	-	-
Sunflower.....	Kg	-	3.83	-	4.00	-	3.75	3.50	3.75	3.33	3.33
Castor Beans.....	Kg	-	2.81	-	3.82	4.72	3.58	3.96	-	-	2.00
Rape Seed.....	Kg	3.00	2.19	2.77	4.00	3.00	2.95	2.83	3.78	3.00	3.17
Ground Nut Shelled.....	Kg	6.50	5.33	4.92	4.83	-	5.00	5.33	7.00	5.83	5.83
<b>PREPARED CEREAL PRODUCTS</b>											
Spaghetti (Local) Without Egg....	Kg	7.00	6.83	7.00	4.92	5.00	7.67	7.50	8.00	7.67	7.00
Pastini.....	Kg	8.00	7.83	-	8.00	-	9.00	8.00	-	8.00	-
Macaroni (Local) Without Egg....	Kg	5.50	5.00	5.00	5.00	5.00	5.00	5.83	5.00	5.00	5.00
'Fafa' Flour.....	kg	-	-	-	-	-	5.00	8.00	-	8.00	10.67
'Dube' Flour.....	kg	-	-	-	-	-	6.50	4.71	-	-	5.00
<b>BREAD AND OTHER PREPARED FOODS</b>											
'Enjera' ('Teff' Mixed).....	325gm	.47	.42	.45	.57	.33	.51	.68	.91	.69	.54
'Dabo' (Traditional Ambasha)..	350gm	-	-	.33	.97	-	.38	.69	-	-	-
'Dabo' (Traditional Sheleto)..	350gm	-	.46	.50	.63	-	-	-	-	-	-

Table 7 : Average Retail Price of Goods and Services by Region and Selected Market Places - Group 7 Market Places (Cont'd)

February 2004  
Yekatit 1996

		R E G I O N   A N D   M A R K E T   P L A C E S									
ITEM	UNIT	S   N   N   P									
		Welkite	Butajira	Hosahna	Shone	Doyugena	Alaba	Awasa	Hagere-Selam	Dilla	Yirega-chefie
		P R I C E   I N   B I R R									
Bread Wheat (Bakery).....	350gm	1.17	1.13	1.06	.95	.88	.67	1.10	.94	1.17	1.04
Biscuits .....	150gm	2.14	4.29	2.73	2.73	2.00	2.73	1.80	.50	2.00	2.00
<b>MEAT</b>											
Beef .....	Kg	15.00	15.67	15.67	14.00	15.67	15.67	16.00	12.00	16.00	11.61
Camel Meat .....	Kg	-	-	-	-	-	-	-	-	-	-
<b>FISH AND FISH PRODUCTS</b>											
Fish Fresh.....	Kg	-	-	-	-	-	-	-	-	-	-
Sardines (Imported).....	125gm	-	6.33	-	-	-	-	6.13	-	7.00	-
<b>DIARY PRODUCTS AND EGG</b>											
Cow Milk (Unpasteurized).....	Lt	3.00	3.22	1.40	3.95	-	3.03	4.00	2.12	4.55	3.00
Cow Milk (pasteurized).....	Lt	-	5.00	-	-	-	-	-	-	-	-
Camel Milk.....	Lt	-	-	-	-	-	-	-	-	-	-
Goat Milk.....	Lt	-	-	-	-	-	-	-	-	-	-
Powdered Milk (Edget).....	450gm	-	-	25.00	28.88	-	-	-	20.00	-	-
Yoghurt (Traditional).....	Lt	4.00	4.19	4.16	4.63	-	4.69	4.00	-	4.55	4.89
Cheese Cottage.....	Kg	-	7.04	7.76	2.04	3.50	6.47	8.67	-	9.06	-
Egg (Traditional).....	Dozen	4.00	4.00	4.27	4.00	3.00	4.80	4.80	4.00	4.00	5.60
<b>OILS AND FATS</b>											
Butter Unrefined.....	Kg	28.00	24.33	25.67	23.00	20.27	21.56	27.33	23.67	24.00	25.33
Cooking Oil (Imported).....	Lt	13.50	12.17	12.00	12.50	13.00	12.33	10.86	13.67	11.67	12.67
Cooking Oil (Local).....	Lt	13.00	10.83	11.54	11.89	11.93	11.75	11.33	11.33	11.58	11.33

Table 7 : Average Retail Price of Goods and Services by Region and Selected Market Places - Group 7 Market Places (Cont'd)

February 2004  
Yekatit 1996

ITEM	UNIT	R E G I O N   A N D   M A R K E T   P L A C E S									
		S   N   N   P									
		Welkite	Butajira	Hosahna	Shone	Doyugena	Alaba	Awasa	Hagere-Selam	Dilla	Yiregachefie

P R I C E   I N   B I R R

**VEGETABLES AND FRUITS**  
**VEGETABLES (FRESH)**

Ethiopian Kale.....	Kg	.98	.45	1.14	.21	.04	.61	.48	.05	.53	.31
Cabbage.....	Kg	1.22	.43	.79	.64	.44	.45	.63	-	.52	1.24
Lettuce.....	Kg	-	-	-	-	-	-	1.31	-	-	-
Spinach.....	Kg	-	-	-	-	-	-	.84	-	-	-
Carrot.....	Kg	1.45	1.12	.81	1.01	.80	.78	1.13	-	1.10	1.61
Tomatoes.....	Kg	1.14	1.36	1.02	2.00	.88	1.07	2.00	-	2.29	2.44
Onions.....	Kg	2.50	3.44	2.95	1.94	5.13	2.23	3.00	-	2.42	3.00
Garlics.....	Kg	3.18	4.64	-	4.37	6.94	-	5.33	4.49	7.00	5.83
Leaks.....	Kg	3.00	2.50	-	2.83	1.15	-	2.50	-	2.50	2.67
Pepper Green.....	Kg	2.59	2.41	-	2.03	-	-	2.83	2.17	5.00	3.47
Punpkin .....	Kg	.38	.18	-	.32	-	.14	-	-	-	-
Green Peas.....	Kg	-	-	-	-	-	-	-	-	-	-
Beet Root.....	Kg	1.12	-	.84	.59	.44	.59	.88	-	.75	1.35
Cauliflower.....	Kg	-	-	-	-	-	-	-	-	-	-

**FRUITS FRESH**

Banana.....	Kg	3.00	2.50	1.00	.77	.79	-	2.00	1.08	.73	1.08
Orange.....	Kg	3.00	3.50	3.50	3.59	1.10	-	3.75	1.05	-	1.46
Lemon.....	Kg	1.21	4.39	1.51	1.52	3.26	-	2.44	-	2.19	2.36
Tangerine.....	Kg	-	-	-	-	-	-	-	-	-	-
Papaya.....	Kg	1.12	1.02	1.13	1.05	-	-	1.13	-	.86	.96
Grapes.....	Kg	-	-	-	-	-	-	-	-	-	-
Avocado.....	Kg	-	2.50	1.02	1.86	1.14	-	1.99	1.10	1.52	1.50
Mango.....	Kg	-	2.50	2.83	1.74	2.17	-	2.67	-	1.48	1.39
Cactus.....	Kg	-	-	-	-	-	-	-	-	-	-

Table 7 : Average Retail Price of Goods and Services by Region and Selected Market Places - Group 7 Market Places (Cont'd)

February 2004  
Yekatit 1996

ITEM	UNIT	R E G I O N   A N D   M A R K E T   P L A C E S									
		S   N   N   P									
		Welkite	Butajira	Hosahna	Shone	Doyugena	Alaba	Awasa	Hagere-Selam	Dilla	Yirega-chefie

P R I C E   I N   B I R R

**SPICES**

Pepper Whole.....	Kg	8.50	6.17	-	6.00	8.45	6.00	6.25	-	7.50	7.50
Black Pepper(Local).....	Kg	16.00	-	10.00	-	8.00	-	-	-	8.00	10.00
Long Pepper(Local).....	Kg	12.00	9.33	12.00	6.00	10.00	11.50	12.00	-	10.00	10.00
White Cumin(Bishop's Weed)Local..	Kg	5.00	6.00	8.37	5.00	2.80	6.00	5.00	3.33	5.00	5.00
Black Cumin(Local).....	Kg	5.00	6.00	7.90	5.00	5.00	6.00	5.00	4.33	5.00	5.00
Ginger Dry(Local).....	Kg	4.00	5.00	-	-	-	5.50	5.00	-	-	-
Ginger Wet(Local).....	Kg	2.23	1.39	1.99	.97	.93	.63	1.25	1.78	1.25	1.20
Cloves(Imported).....	Kg	60.00	60.00	46.67	60.00	-	40.33	40.00	-	60.00	51.67
Cinnamon(Imported).....	Kg	22.00	22.33	22.33	25.33	22.00	21.33	21.00	-	20.00	24.67
Cardamon(Local).....	Kg	13.00	10.00	10.67	10.33	10.00	12.00	10.00	15.50	13.00	12.00
Tumeric Flour(Local).....	Kg	3.00	4.67	4.00	2.92	3.00	4.33	4.00	3.17	3.00	3.17
Chillies Whole.....	Kg	-	8.89	6.84	5.83	7.90	5.33	9.67	-	9.00	8.33
Basil Dry.....	Kg	10.83	10.33	-	8.00	8.00	6.33	6.00	-	6.00	7.33

**POTATOES, OTHER TUBERS AND STEMS**

Potato.....	Kg	1.15	1.21	.93	.93	.82	.74	1.08	.43	.75	1.14
Sweet Potato.....	Kg	.92	.58	.62	.24	.04	.47	.44	.48	.26	.39
'Kocho' (Unprocessed).....	Kg	1.06	.55	1.00	1.08	.49	.66	1.00	.40	.73	.92
'Bula'.....	Kg	1.07	2.83	1.40	2.99	1.94	2.30	1.96	1.20	3.01	2.55

**COFFEE, TEA, CHAT AND BUCK-THORN LEAVES**

Tea Leaves(Local).....	100gm	2.00	1.97	2.00	2.00	2.00	1.35	1.97	2.00	2.00	2.00
Coffee Whole.....	Kg	2.81	5.58	-	-	-	-	-	3.43	-	3.50
Coffee Beans.....	Kg	8.00	10.83	8.36	9.67	10.00	10.00	9.17	7.90	7.00	7.17
Coffee Leaves.....	Kg	-	-	-	-	-	-	-	-	-	-
Buck Thorn Leaves.....	Kg	7.54	7.03	3.69	3.77	3.75	2.39	1.12	-	-	2.44

Table 7 : Average Retail Price of Goods and Services by Region and Selected Market Places - Group 7 Market Places (Cont'd)

February 2004  
Yekatit 1996

ITEM	UNIT	R E G I O N   A N D   M A R K E T   P L A C E S									
		S   N   N   P									
		Welkite	Butajira	Kosahna	Shone	Doyugena	Alaba	Awasa	Hagere-Selam	Dilla	Yiregachiefie
P R I C E   I N   B I R R											
'Chat'.....	Kg	7.12	3.23	8.43	8.51	-	6.84	6.43	3.27	-	2.38
Malt-Barley.....	Kg	4.43	2.38	3.04	3.86	2.31	2.24	4.28	2.41	3.00	2.38
Malt-Wheat.....	Kg	3.90	2.13	2.44	2.46	1.95	2.09	3.90	2.74	2.50	2.08
<b>OTHER FOOD ITEMS</b>											
Salt.....	Kg	1.25	1.25	1.25	1.10	1.13	1.33	1.42	1.04	1.43	1.50
Sugar.....	Kg	5.50	5.25	5.50	5.50	5.50	5.50	5.42	5.47	5.70	5.50
Honey.....	Kg	-	15.36	10.18	15.33	16.68	11.67	18.00	18.00	-	15.00
Canned Tomato (Local).....	410gm	6.00	6.00	8.79	6.00	-	6.00	6.00	7.32	7.00	6.42
<b>FOOD TAKEN AWAY FROM HOME</b>											
Cup of Tea.....	No	.50	.50	.50	.40	.40	.40	.50	.27	.40	.37
Cup of Coffee.....	No	.75	1.00	.80	.70	.80	.80	1.00	.70	.60	.60
Cup of Milk.....	No	1.00	1.00	.80	1.00	1.00	1.00	1.00	.80	1.00	.87
'Key Wot Yebere'.....	One Meal	5.00	4.67	4.33	5.00	4.00	5.00	5.67	-	5.00	5.00
'Key Wot Yebeg/Yefyel'.....	One Meal	5.00	5.00	5.67	5.00	-	5.00	6.33	5.00	5.00	5.00
<b>COST OF MILLING</b>											
Cereals.....	100Kg	10.00	10.00	15.00	10.00	10.00	10.00	16.00	14.17	15.00	10.00
Pulses.....	100Kg	10.00	5.00	10.00	20.00	10.00	15.00	13.33	14.17	16.67	10.00
Pepper Whole.....	100Kg	50.00	75.00	70.00	-	150.00	100.00	50.00	-	70.00	50.00
<b>BEVERAGES - NON ALCOHOLIC</b>											
Ambo Mineral Water.....	500cc	1.75	2.00	2.00	2.00	2.00	2.00	2.00	2.00	2.00	2.00
Bure Mineral Water.....	500cc	-	-	-	-	-	-	-	-	-	-
Coca Cola/Fanta.....	300cc	2.00	2.00	2.00	2.00	2.00	2.00	1.92	2.00	2.00	2.00

Table 7 : Average Retail Price of Goods and Services by Region and Selected Market Places - Group 7 Market Places (Cont'd)

February 2004  
Yekatit 1996

R E G I O N   A N D   M A R K E T   P L A C E S											
ITEM	UNIT	S   N   N   P									
		Welkite	Butajira	Hosahna	Shone	Doyugena	Alaba	Awasa	Hagere-Selam	Dilla	Yiregachefie
P R I C E   I N   B I R R											
Pepsi Cola/Mirinda.....	300cc	1.75	2.00	2.00	2.00	2.00	2.00	1.92	2.00	2.00	2.00
<b>BEVERAGES - ALCOHOLIC</b>											
Araki (Local).....	900cc	17.19	20.22	20.22	28.31	26.29	22.59	17.00	22.00	25.00	22.67
Cognac (Local).....	900cc	17.19	20.22	20.22	-	-	-	17.00	-	25.00	22.67
Brandy (Local).....	900cc	17.19	20.22	20.22	-	-	22.25	-	-	25.00	22.67
Gin (Local).....	900cc	17.19	20.22	20.22	28.31	26.29	22.59	17.00	22.00	25.00	22.67
Saris Wine (Normal).....	750cc	5.00	5.67	5.00	6.00	-	5.00	5.28	-	5.42	6.50
'Katikalla'.....	Lt	6.45	7.17	5.38	7.55	6.11	7.07	4.91	3.13	2.78	2.59
Beer (Bedele).....	330cc	3.00	3.00	3.00	3.00	-	-	3.00	3.00	3.00	3.00
Beer (Harar).....	330cc	3.00	3.00	3.00	3.00	-	3.00	3.00	3.00	3.00	3.00
Beer (Meta Abo).....	330cc	3.50	3.00	3.00	3.00	3.00	3.00	3.00	-	3.00	3.00
'Tella'.....	Lt	.40	.61	.80	.64	.70	.59	1.07	.93	.86	.71
'Tej' (Mead).....	Lt	1.92	2.06	2.09	1.92	2.50	2.27	2.40	1.71	2.00	1.33
<b>CIGARETTES AND TOBACCO</b>											
<b>CIGARETTES</b>											
Nyala.....	Packet	4.00	4.00	4.00	4.00	3.10	4.00	4.00	4.00	4.00	4.00
Gissila.....	Packet	1.50	1.00	-	-	-	-	1.00	-	-	-
Rothmans.....	Packet	8.00	4.00	10.00	10.00	-	8.00	9.67	10.00	8.00	-
<b>TOBACCO</b>											
'Gaya'.....	Kg	-	-	2.61	4.60	2.99	8.33	-	-	-	-
<b>CLOTHING AND FOOT WEAR</b>											

Table 7 : Average Retail Price of Goods and Services by Region and Selected Market Places - Group 7 Market Places (Cont'd)

February 2004  
Yekatit 1996

		R E G I O N   A N D   M A R K E T   P L A C E S									
ITEM	UNIT	S   N   N   P									
		Welkite	Butajira	Hosahna	Shone	Doyugena	Alaba	Awasa	Hagere-Selam	Dilla	Yirega-chefie
P R I C E   I N   B I R R											
<b>CLOTHING</b>											
Abujedid(Akaki/Bahir Dar)91cm.	Meter	4.00	3.83	4.00	5.00	-	3.83	4.00	4.50	4.00	4.00
Abujedid(Komb./Arba Min.)150cm	Meter	5.50	5.83	5.33	5.67	6.00	5.83	6.00	6.00	6.50	5.75
Khaki(S-10,000 Twil)110cm.....	Meter	-	-	-	-	-	7.00	-	-	-	-
Khaki(Akaki)91cm.....	Meter	-	-	-	-	-	6.00	-	-	-	6.33
Wool-England 100%.....	Meter	-	-	-	-	-	-	-	-	-	-
Tetron(Arba Minch).....	Meter	-	-	15.00	-	-	15.50	14.00	-	15.00	-
Poplin(Dire Dawa)105cm.....	Meter	5.50	5.83	6.00	-	11.00	5.83	6.00	6.00	6.00	6.00
Poplin(Komb./Arba Minch)150cm.	Meter	10.50	10.00	10.33	10.67	-	10.33	10.00	12.00	11.00	10.50
Nylon(Mojo).....	Meter	9.00	7.00	9.00	11.67	11.00	-	10.00	-	-	-
Polyster(Arba Minch/Awasa)....	Meter	-	-	-	-	-	-	-	-	-	-
Jersi.....	Meter	-	-	-	-	-	-	-	-	-	12.50
Cotton.....	Kg	6.00	11.25	5.00	-	-	-	6.56	-	6.50	-
Hisufi .....	Meter	-	-	-	-	-	-	-	-	-	20.00
Kefay .....	Meter	22.00	-	-	-	-	-	-	17.00	16.00	25.00
<b>COST OF TAILORING</b>											
Woolen Suit (Men).....	No	-	-	280.00	-	-	-	270.00	-	281.67	-
Khaki Suit (Men).....	No	65.00	41.67	58.33	-	-	43.33	45.00	-	75.00	46.67
Khaki Suit (Boys).....	No	30.00	16.67	40.00	-	-	25.00	25.00	-	36.67	25.00
Tateron Suit (Men) .....	No	62.50	45.00	58.33	-	-	61.67	50.00	-	75.00	50.00
Tateron Suit (Boys) .....	No	30.00	18.33	40.00	-	-	25.00	28.33	-	36.67	28.33
<b>READY-MADE / FOR ADULTS</b>											
'Netela'.....	No	25.33	33.33	30.67	-	-	-	30.00	-	-	-
'Gabi'.....	No	86.67	63.33	65.00	66.67	77.33	63.33	71.67	61.67	73.33	60.00

Table 7 : Average Retail Price of Goods and Services by Region and Selected Market Places - Group 7 Market Places (Cont'd)

February 2004  
Yekatit 1996

ITEM	UNIT	R E G I O N   A N D   M A R K E T   P L A C E S										
		S   N   N   P										
		Welkite	Butajira	Hosahna	Shone	Doyugena	Alaba	Awasa	Hagere-Selam	Dilla	Yiregachefie	
P R I C E   I N   B I R R												
Shirts Long Sleeved (Local).....	No	-	-	-	39.33	25.67	-	-	-	-	-	-
Shirts Short Sleeved (Local).....	No	-	-	-	34.33	-	-	-	-	-	-	-
Shirts Long Sleeved (Imported)...	No	40.00	56.67	40.00	51.67	50.67	36.67	41.67	48.33	48.33	39.33	39.33
Shirts Short Sleeved (Imported)...	No	44.33	41.67	41.67	41.67	35.33	36.67	45.00	-	50.00	35.00	35.00
Socks (Cotton) Imported.....	Pair	5.50	4.67	5.33	5.33	6.00	5.67	8.00	6.00	6.67	5.67	5.67
Sweater (Local) Men.....	No	-	-	-	40.00	-	-	58.33	-	-	-	-
Sweater (Local) Women.....	No	-	-	-	43.33	31.00	-	41.67	-	-	-	-
Shash (Imported).....	No	15.67	9.67	14.33	7.67	8.33	8.00	7.33	9.67	17.50	8.67	8.67
Singlets (Local) White.....	No	12.00	9.67	10.00	10.00	-	10.00	10.67	8.00	12.67	10.00	10.00
Jeans Trouser.....	No	66.33	78.33	80.00	81.67	84.33	81.67	70.00	85.00	75.00	85.00	85.00
Woolen Suit.....	No	-	-	-	-	-	-	-	80.00	-	-	-
'Kemisna Netela'.....	No	128.33	170.00	100.00	116.67	73.33	102.50	160.00	120.00	103.33	85.00	85.00
Sweater-Men (Imported).....	No	71.33	101.67	98.33	80.00	93.33	83.33	106.67	135.00	83.33	93.33	93.33
Sweater-Women (Imported).....	No	83.33	61.67	45.00	83.33	-	33.33	83.33	77.50	70.00	35.00	35.00
Nylon Dress.....	No	-	-	-	-	-	-	-	-	-	-	-
Tetron Trouser.....	No	-	-	-	-	-	-	-	-	-	-	-
Leather Jacket.....	No	-	-	-	-	-	-	500.00	-	-	-	-
Under Wear China.....	No	12.00	10.67	13.33	14.67	13.33	14.33	12.00	12.00	16.00	13.33	13.33
Deriya .....	NO	10.18	9.44	8.44	10.24	9.64	9.89	9.78	10.00	13.50	-	-
Polyester Suit.....	No	-	-	-	-	-	-	-	-	-	-	-
Khaki Short .....	No	-	-	-	-	-	-	-	-	12.00	-	-
T-Shirts .....	No	22.33	38.33	26.33	29.33	20.67	25.00	31.67	24.67	38.33	28.33	28.33
Jogging Suit(sport tuta) .....	No	65.67	81.67	88.33	83.33	63.33	88.33	63.33	120.00	103.33	83.33	83.33
Khaki Jacket .....	No	126.67	88.33	86.67	113.33	-	-	91.67	-	95.00	96.67	96.67
Geldem .....	No	15.00	15.00	-	13.33	14.67	-	12.33	-	-	-	-

Table 7 : Average Retail Price of Goods and Services by Region and Selected Market Places - Group 7 Market Places (Cont'd)

February 2004  
Yekatit 1996

ITEM	UNIT	R E G I O N   A N D   M A R K E T   P L A C E S									
		S   N   N   P									
		Welkite	Butajira	Hosahna	Shone	Doyugena	Alaba	Awasa	Hagere-Selam	Dilla	Yirega-chefie
P R I C E   I N   B I R R											
<b>READY-MADE / FOR CHILDREN</b>											
Sweater (Local) for Boys.....	No	-	-	-	7.33	-	-	20.33	-	-	10.00
Socks (Imported) Cotton.....	Pair	4.00	2.83	4.00	3.00	4.33	3.00	4.33	3.33	4.00	4.00
Jeans Trouser.....	No	-	-	-	48.33	-	30.00	-	-	-	45.00
Shirt Long Sleeved(Imported)Boys..	No	25.00	25.33	21.67	31.67	-	22.50	20.67	20.00	-	19.00
Sweater (England) for Girls.....	No	-	-	-	31.67	-	-	-	-	-	-
Short for Boys.....	No	-	10.00	-	-	-	-	-	-	9.00	-
Kemise(for children) .....	No	55.67	50.00	60.00	48.33	21.67	43.33	41.67	65.00	162.00	45.00
<b>FOOTWEAR (MEN AND WOMEN)</b>											
Ambessa Leather Shoes Men(Local)Pair		106.67	80.00	81.67	116.67	52.33	178.33	102.68	96.67	103.33	69.00
Leather Shoes Men (Croft).....	Pair	123.33	90.00	111.67	83.33	111.67	105.00	135.00	123.33	115.00	70.00
Walking Shoes(Imp.) Non-Leather	Pair	81.67	-	80.00	71.67	81.67	61.67	120.00	-	113.33	-
Canvas Shoes (Local) Men.....	Pair	-	23.67	22.33	24.00	-	19.00	-	-	23.00	25.00
Canvas Shoes (China) Men.....	Pair	32.00	26.33	21.67	23.00	22.33	23.67	24.67	-	24.67	28.00
Plastic Shoes (Local) Women....	Pair	8.00	6.83	8.17	8.33	12.33	7.17	7.67	13.00	9.00	7.00
Slippers Sponge Adult (China)..	Pair	7.00	6.50	7.00	6.67	-	-	6.67	-	6.00	6.50
Boots for Men Plastic (Local)..	Pair	38.00	-	-	-	40.00	42.00	40.00	40.00	41.67	39.67
Sendel Plastic Shoes (Imp.)....	Pair	10.00	19.33	10.50	21.33	-	-	12.33	-	-	-
Cost of Mending Shoes sole(Men).Pair		20.00	20.67	20.33	16.00	-	-	21.00	-	25.00	20.00

Table 7 : Average Retail Price of Goods and Services by Region and Selected Market Places - Group 7 Market Places (Cont'd)

February 2004  
Yekatit 1996

ITEM	UNIT	R E G I O N   A N D   M A R K E T   P L A C E S								
		S   N   N   P								
		Welikite	Butajira	Hosahna	Shone	Doyugena	Alaba	Awasa	Hagere-Selam	Dilla

P R I C E   I N   B I R R

**CONSTRUCTION MATERIALS, WATER, AND FUEL AND POWER**

**CONSTRUCTION MATERIALS**

Cement/Bag/(Local).....	50Kg	36.00	36.00	36.75	37.67	29.14	36.00	36.33	40.00	36.67	39.33
Lime.....	Kg	-	1.15	1.25	1.14	-	1.04	1.15	.60	1.00	1.10
Nail (7cm - 12cm).....	Kg	7.50	6.83	7.00	7.00	6.00	6.83	7.00	7.33	7.00	8.00
Nail With Cape.....	Kg	9.50	9.25	10.00	10.17	8.20	10.00	10.00	11.33	11.00	11.33
Corrugated Iron Sheet (.2mm).....	No	33.00	38.00	28.00	-	-	31.00	22.79	-	29.00	-
Wood for House Construction('Atana')..	No	4.00	2.88	1.77	3.00	-	-	3.67	-	-	-
Wall Paints-Super (Fluid) Normal.....	4Kg	55.00	52.67	51.67	57.50	-	54.67	56.48	-	54.33	-
Wall Paints-Super (Fluid) Plastic....	4Kg	85.00	84.33	84.67	90.00	60.00	86.00	86.00	55.00	85.00	88.00
Coarse Aggregate Gravel.....	Meter Cube	-	-	-	-	-	-	88.50	-	-	-
Hollow Concrete Block(20x20x40 cm Cube)	No	-	2.00	2.60	-	-	2.23	2.28	-	2.50	-
Bricks (25cm x 12cm x 6cm).....	No	-	-	-	-	-	-	2.00	-	-	-
Floor Board 4m Length.....	No	-	-	-	14.33	12.00	12.67	13.10	-	22.00	24.00
Iron Pipe 6mt. (1/2 inch Wide) Local..	No	43.67	60.00	40.00	42.50	-	-	72.50	-	38.50	-
Chipwood (125cm x 250cm x 8mm).....	No	85.00	74.00	-	-	-	-	81.50	-	71.50	-
Sand.....	Meter Cube	56.25	-	42.22	-	-	-	-	-	62.50	-
Gutter № 32.....	Meter	-	-	14.00	-	-	18.33	20.33	-	-	-
Window Glass (50cm x 50cm x 3mm).....	No	-	32.50	29.00	-	-	15.50	22.33	-	12.88	16.00
Water Tanker (1meter cube).....	No	-	-	-	-	-	600.00	-	-	-	700.00
Stone for House Construction..	Meter Cube	31.25	-	31.25	-	-	-	-	-	15.00	-
Mega Paints.....	4Kg	55.00	52.67	-	57.50	-	54.67	-	-	54.33	56.33
Tseday Paints.....	4Kg	85.00	-	-	-	-	-	-	-	-	-
"Yewellel Nitaf"(Tile).....	No	-	-	1.12	-	-	-	-	-	-	-

**WATER**

Water.....	Meter Cube	14.33	-	7.33	5.92	-	5.42	5.83	6.00	10.50	-
------------	------------	-------	---	------	------	---	------	------	------	-------	---

Table 7 : Average Retail Price of Goods and Services by Region and Selected Market Places - Group 7 Market Places (Cont'd)

February 2004  
Yekatit 1996

ITEM	UNIT	R E G I O N   A N D   M A R K E T   P L A C E S								
		S   N   N   P								
		Welikite	Butajira	Hosahna	Shone	Doyugena	Alaba	Awasa	Hagere-Selam	Dilla

P R I C E   I N   B I R R

FUEL AND POWER

Fire Wood.....	Meter Cube	-	47.32	63.81	-	-	75.70	59.06	29.00	41.87	-
Charcoal.....	Kg	.81	1.58	1.01	1.09	1.00	.91	1.72	1.32	.63	1.08
Dung Cake.....	Kg	-	-	-	-	-	-	-	-	-	-
Kerosine.....	Lt	2.07	2.03	2.15	2.20	2.54	2.06	2.05	3.33	2.08	2.10
Diesel.....	Lt	2.79	2.75	2.82	2.80	3.10	2.78	2.77	-	2.80	2.81
Electric.....	K.Watt	.27	.27	.27	.38	.30	.27	.42	-	.27	.35
Matches.....	Box	.20	.20	.20	.20	.20	.20	.20	.20	.20	.20
Candles.....	No	1.00	1.00	1.00	1.00	1.00	1.00	.93	.80	1.00	1.00
Buthane Gas (Shell).....	12.5 Kg	-	-	-	-	-	-	-	-	-	-
Eveready Drycell.....	No	1.75	1.67	1.75	1.75	-	-	1.75	-	1.75	1.50

FURNITURE, FURNISHING, HOUSEHOLD EQUIPMENT AND OPERATION

CHAIRS, TABLES, ETC.

Table Wanza (Machine made) Varnished..	No	201.67	133.33	240.00	126.67	120.00	180.00	226.67	133.33	250.00	246.67
Table Wanza (Hand made) Not Varnished.	No	-	-	-	-	48.33	150.00	126.67	-	-	-
Chairs Wanza (Machine Made) Varnished.	No	50.00	36.67	38.33	40.67	35.00	40.00	46.67	35.00	43.33	36.67
Chairs Wanza (Hand Made) Varnished....	No	-	-	-	-	22.67	30.00	27.67	-	-	-
Cupboard Wanza (2 doors) Varnished....	No	766.67	800.00	716.67	693.33	-	500.00	1033.33	-	1800.00	1000.00
Double Bed Wanza (120cm) Varnished....	No	320.00	383.33	376.67	413.33	-	350.00	396.67	333.33	390.00	303.33
Sofas (Complete).....	No	-	3500.00	2566.67	-	-	2500.00	3100.00	-	3000.00	4500.00
Book Shelves Wanza (3 Shelves) no Door	No	500.00	246.67	216.67	133.33	-	180.00	493.33	135.00	236.67	226.67
Chest of Drawer .....	No	356.67	500.00	400.00	-	-	450.00	583.33	-	483.33	616.67

FURNISHINGS & REPAIRS

Bed Sheet (Non-Patterned Bahir Dar)											
1.90m x 2.50m.....	Pair	45.00	51.00	50.00	49.33	36.00	63.00	48.00	-	46.33	48.33

Table 7 : Average Retail Price of Goods and Services by Region and Selected Market Places - Group 7 Market Places (Cont'd)

February 2004  
Yekatit 1996

ITEM	UNIT	R E G I O N   A N D   M A R K E T   P L A C E S									
		S   N   N   P									
		Welikite	Butajira	Hosahna	Shone	Doyugena	Alaba	Awasa	Hagere-Selam	Dilla	Yirega-chefie
P R I C E   I N   B I R R											
Bed Sheet(Patterned Kombolcha)											
1.90m x 2.50m.....	Pair	55.00	91.67	90.00	60.00	-	85.67	-	-	-	-
Bed Cover(Patterned Kombolcha).....	No	64.33	-	-	-	25.00	80.00	-	-	-	-
Blanket Woolen(Debre B.)160cm x 220cm.	No	81.67	85.00	80.00	80.00	-	-	79.33	77.00	79.00	80.00
Mattress-Sponge (A.A Foam) 120cm.....	No	320.00	290.00	311.67	296.67	260.00	-	320.00	-	410.00	300.00
Towel-Local (Kombolcha).....	No	12.00	-	10.67	9.33	21.00	6.83	8.33	-	13.00	10.00
<b>EARTHEN WARE</b>											
Water Pot.....	No	3.08	3.67	3.67	2.33	2.33	3.17	4.83	4.50	2.92	4.83
'Jebena' Medium Size.....	No	1.50	-	1.90	2.33	1.50	3.00	-	1.58	2.00	2.50
'Mitad' (Griddle of Clay).....	No	6.00	5.00	6.33	5.00	5.00	12.33	7.67	6.33	7.33	7.33
Local Stove '(Lakech).....	No	5.50	4.17	2.00	6.67	8.00	4.83	6.67	6.00	4.00	6.50
Cup for Coffee (China).....	No	1.25	1.00	1.20	1.00	1.00	1.00	1.00	1.20	1.00	-
Plate Clay (imported).....	No	4.00	3.00	5.00	4.00	4.00	3.58	3.83	-	5.00	4.00
<b>STRAW, BAMBOO AND OTHERS</b>											
'Sefed'.....	No	7.67	-	6.00	7.33	10.67	4.17	6.33	-	4.50	9.00
Sack 100Kg Capacity.....	No	-	-	-	-	-	-	5.00	-	5.00	-
<b>METAL WARE</b>											
Cooking Pan Medium (Local).....	No	25.67	38.33	12.67	28.33	40.33	17.83	23.33	34.33	29.67	22.00
Tray (Nickel) Medium N <sup>o</sup> 45 Local.....	No	19.33	-	-	-	12.33	-	-	-	-	-
Electric 'Mitad' Aluminium.....	No	-	-	-	-	-	-	383.33	-	435.00	-
Gas Stove (Kerosine) China.....	No	38.00	36.33	39.33	39.33	43.33	36.50	34.67	39.33	27.67	38.67
Refregerator.....	No	-	-	-	-	-	-	3715.28	-	2975.00	-

Table 7 : Average Retail Price of Goods and Services by Region and Selected Market Places - Group 7 Market Places (Cont'd)

February 2004  
Yekatit 1996

R E G I O N   A N D   M A R K E T   P L A C E S											
ITEM	UNIT	S   N   N   P									
		Welikite	Butajira	Hosahna	Shone	Doyugena	Alaba	Awasa	Hagere-Selam	Dilla	Yiregacheffie
P R I C E   I N   B I R R											
<b>PLASTIC WARE (LOCAL MADE)</b>											
Jerrycan (20 Litres).....	No	22.67	20.33	101.33	22.67	22.67	22.67	23.33	14.67	19.33	22.00
Bucket (20 Litres).....	No	16.00	14.33	15.83	14.67	16.00	14.33	14.50	-	14.00	14.67
<b>GLASS WARE</b>											
Glass for Tea (Duralax).....	No	3.00	2.67	3.00	3.17	3.00	3.00	3.00	3.00	-	3.00
<b>OTHER HOUSEHOLD EQUIPMENT</b>											
Kerosine Lamp.....	No	22.00	19.67	22.67	23.00	23.67	21.33	19.33	24.50	19.33	13.33
'Kuraz' Small Local Kerosine Lamp.....	No	1.00	1.67	.87	1.00	1.00	1.00	.92	.75	1.00	1.00
Flash Light.....	No	6.00	5.83	6.17	6.67	6.00	6.00	6.08	6.33	5.67	6.00
Electric Bulb Philips(40/60 Watt).....	No	2.00	1.92	2.00	2.00	2.00	2.00	2.25	2.50	2.50	2.00
<b>HOUSEHOLD OPERATION</b>											
Hard Soap (Local).....	200gm	1.33	1.57	1.33	2.00	2.00	1.43	2.00	2.00	1.42	2.07
Hard Soap (Imported).....	200gm	2.00	2.00	1.60	1.60	3.00	2.00	1.55	2.20	1.73	2.83
Detergent (Omo).....	50gm	1.67	.50	1.67	1.25	.88	.50	1.20	.50	1.00	.50
Incense.....	Kg	8.00	5.25	-	4.67	5.00	8.00	6.33	7.67	-	-
Sandal Wood.....	No	.25	.25	.30	1.04	.25	.25	.23	.20	.25	.10
Toilet Paper (Mamko).....	Roll	3.00	3.00	3.00	3.00	3.00	3.00	3.00	3.00	3.08	3.00
<b>DRY CLEANING</b>											
Dry Cleaning (Suit Men).....	No	17.00	15.00	12.00	-	-	16.00	14.00	-	12.00	-

Table 7 : Average Retail Price of Goods and Services by Region and Selected Market Places - Group 7 Market Places (Cont'd)

February 2004  
Yekatit 1996

ITEM	UNIT	R E G I O N     A N D     M A R K E T     P L A C E S									
		S     N     N     P									
		Welikite	Butajira	Hosahna	Shone	Doyugena	Alaba	Awasa	Hagere-Selam	Dilla	Yiregachefie
P R I C E   I N   B I R R											
<b>DOMESTIC SERVICE</b>											
Maid Servant.....	Month	26.67	28.33	35.00	26.67	26.67	26.67	50.00	-	53.33	40.00
Unskilled Service (Daily Laborer)....	Day	7.00	7.00	5.00	5.00	6.67	6.00	5.67	-	7.00	5.67
Salary for Guard .....	Month	56.67	50.00	55.00	65.00	48.33	51.67	93.33	-	85.00	100.00
<b>MEDICAL CARE</b>											
Ampicillin(250 mg) Local.....	56 Caps	17.00	13.42	15.40	14.93	-	15.40	15.70	17.40	13.60	-
Dichlorophine(500 mg) Local.....	6 Pills	-	-	-	-	-	-	-	-	-	-
Tetracycline(250mg) Local.....	56 Caps	11.20	8.19	8.13	7.93	8.50	9.33	9.33	7.00	8.07	10.50
Penicillin Injection(4 Mu. Local). .	Bottle	4.00	3.88	3.42	3.83	4.00	3.83	3.67	4.17	3.83	3.83
Chloramphenicol(250mg) Local.....	56 Caps	14.00	11.29	8.20	12.00	14.00	12.13	11.20	-	10.80	15.50
Dipron(500mg) Local.....	20 Pills	-	-	-	-	-	-	-	-	-	-
Cough Syrup (Berantine) Local.....	125cc	-	-	-	-	-	-	8.67	10.00	7.63	-
Bactrim(480mg) Local.....	30 Pills	7.50	3.59	4.60	-	-	5.00	7.00	-	6.00	-
Vermox(100mg) Local.....	12 Pills	-	-	-	-	-	2.00	2.00	2.33	2.00	-
Mezel(250mg) Local.....	30 Caps	10.00	4.49	4.83	4.05	5.00	5.00	6.00	6.00	5.67	4.83
Asprin (300 mg) Local.....	20 Pills	2.00	.83	2.00	2.67	2.00	2.00	2.00	1.67	2.00	2.00
<b>OTHER MEDICAL EXPENSES</b>											
Doctor's Fee (Government).....	per visit	2.00	3.00	3.00	1.00	-	1.00	3.50	2.00	2.00	1.00
Doctor's Fee (Private).....	per visit	5.00	4.00	10.00	5.00	-	30.33	10.00	-	10.00	-
Injection (Service Charge).....	Once	1.00	1.00	1.00	-	.50	1.00	1.00	-	1.00	1.00
Laboratory Test Fee (Private).....	Once	6.00	3.33	4.50	5.00	-	3.67	4.33	-	4.00	3.50
Bed Charge (gov.).....	per day	-	4.00	6.00	-	-	-	-	-	3.33	-

Table 7 : Average Retail Price of Goods and Services by Region and Selected Market Places - Group 7 Market Places (Cont'd)

February 2004  
Yekatit 1996

ITEM	UNIT	R E G I O N   A N D   M A R K E T   P L A C E S									
		S   N   N   P									
		Welikite	Butajira	Hosahna	Shone	Doyugena	Alaba	Awasa	Hagere-Selam	Dilla	Yirega-chefie

P R I C E   I N   B I R R

TRANSPORT AND COMMUNICATION

TRANSPORT

Benzene.....	Lt	4.47	4.46	4.50	4.55	-	4.52	4.50	-	4.53	4.55
Motor Oil (Mcbil).....	Lt	18.85	19.80	19.83	-	-	19.53	19.07	-	18.85	19.85
Car Washing and Greasing.....	No	-	30.00	28.67	-	-	25.00	21.67	-	21.67	15.00
Bus Fare (per km).....	Tarif	.13	.10	.11	-	.13	.11	.92	-	.16	.09
Bus Fare (within Town) .....	Trip	-	.10	-	-	-	-	-	-	-	-
Taxi Fare .....	Trip	.60	-	-	-	-	-	.75	-	1.00	-
Air Plane (To Addis Ababa) .....	Trip	-	-	-	-	-	-	-	-	-	-
Animal Transport fare.....	Trip	-	-	-	-	-	-	-	-	-	-
Cart Fare.....	Trip	.50	.50	-	-	-	.50	1.00	-	1.00	-
Train Fare .....	Trip	-	-	-	-	-	-	-	-	-	-
Service Charge (Motor oil change)...	Once	-	-	-	-	-	-	-	-	-	-

COMMUNICATION

Telephone Charge (with town).....	Period	-	-	.20	-	-	-	.20	-	.20	.70
Telephone Charge to Addis Ababa.....	Period	2.05	-	2.30	2.70	2.30	2.75	2.30	2.70	2.65	2.70
Telephone Line Installation Charge..	Once	-	355.75	355.75	355.75	-	355.75	355.75	355.75	326.00	355.75

ENTERTAINMENT AND EDUCATION

EQUIPMENT AND ACCESSORIES

T.V. Set Philips 21 inch(Colored).....	No	-	-	-	-	-	-	3135.67	-	3000.00	-
Cassette Recorded Original(Local Music)No		11.00	12.00	10.00	11.67	-	10.50	10.00	10.00	9.67	10.00
Radio Set Philips 3 Band.....	No	70.67	123.33	116.67	86.67	-	162.50	152.50	-	151.67	151.67
Tape Recorder National (2 Speaker)....	No	148.33	270.00	240.00	276.67	-	250.00	726.67	-	785.00	235.00
Expense for Photograph(Passport size)4Pho		3.00	3.00	3.00	4.00	3.00	3.00	4.00	3.00	3.00	3.33

Table 7 : Average Retail Price of Goods and Services by Region and Selected Market Places - Group 7 Market Places (Cont'd)

February 2004  
Yekatit 1996

ITEM	UNIT	R E G I O N   A N D   M A R K E T   P L A C E S								
		S   N   N   P								
		Welikite	Butajira	Hosahna	Shone	Doyugena	Alaba	Awasa	Hagere-Selam	Dilla
		P R I C E   I N   B I R R								
Newspaper (Addis Zemen)..... No	.50	-	-	-	-	-	.60	-	.50	.50
Theater Entrance Fee ..... Once	-	-	-	-	-	-	-	-	-	-
<b>EDUCATION</b>										
Exercise Book (50 Leaves) Local..... No	1.80	1.70	1.80	1.72	1.75	1.62	1.75	1.75	2.00	1.83
Pencil (China)..... No	.20	.20	.25	.23	.20	.25	.23	.23	.22	.22
Ball Point-Bic England..... No	1.00	1.00	1.10	1.03	1.00	1.00	1.00	1.00	1.00	1.00
Day School Fee-Public(Grade 7 & 8)..Month	-	-	-	-	-	-	-	-	-	-
Day School Fee-Private(Grade 9-12)..Month	-	-	-	-	-	-	-	-	-	24.00
Night School Fee-Government(Gr.9-12)Month	19.00	25.00	-	-	-	25.00	21.50	35.00	-	-
School Uniform Fee ..... No	-	65.00	-	-	-	-	-	-	-	-
Night School Fee-Private(Grade9-12)..Month	-	-	-	-	-	-	-	-	65.33	-
<b>PERSONAL CARE AND EFFECTS</b>										
<b>PERSONAL CARE</b>										
Lux Toilet Soap..... 90gm	2.70	2.25	2.25	2.25	2.25	2.06	2.16	2.25	3.00	2.25
Blade-TOPAZ..... No	.25	.20	.25	.25	.20	.25	-	.20	.25	.20
Hair Dressing (Traditional)..... No	2.33	2.00	4.67	3.00	2.00	3.33	4.67	-	5.00	-
Hair Dressing (Modern)..... No	8.00	7.67	9.33	10.00	5.00	10.00	8.00	8.00	8.00	7.00
Barbery (Mens Hair Cut)..... No	2.33	3.00	3.00	3.00	2.00	4.00	4.67	2.00	3.00	3.00
Paraffin Hair Oil..... 330cc	8.80	8.07	8.80	8.62	8.80	8.25	7.33	8.00	7.33	7.50
Zenith Hair Oil..... 330cc	8.80	6.66	8.80	8.62	8.80	8.25	7.50	8.00	7.50	7.33
Shaving Machine (medium) ..... No	-	-	-	-	-	-	-	-	4.80	-
Perfume ..... CC	24.67	28.33	28.67	23.67	25.00	24.50	27.67	16.50	22.00	24.33
<b>PERSONAL EFFECTS</b>										
Umbrella-Men Medium (Local)..... No	-	18.33	-	22.67	23.00	-	-	16.33	28.00	-

Table 7 : Average Retail Price of Goods and Services by Region and Selected Market Places - Group 7 Market Places (Cont'd)

February 2004  
Yekatit 1996

R E G I O N   A N D   M A R K E T   P L A C E S											
ITEM	UNIT	S   N   N   P									
		Welikite	Butajira	Hosahna	Shone	Doyugena	Alaba	Awasa	Hagere-Selam	Dilla	Yirega-chefie
P R I C E   I N   B I R R											
Umbrella-Women Medium (Imported).....	No	20.00	16.67	18.33	15.67	17.33	20.67	19.33	16.00	19.67	17.67
Hand Bag (Imported Synthetic).....	No	-	48.33	23.67	33.00	23.67	-	70.00	-	-	-
Belt (Local) Machine Made.....	No	9.00	5.83	-	15.00	12.33	-	-	-	25.00	-
Belt (Local) Hand Made.....	No	-	-	-	2.67	4.17	-	-	-	-	-
<b>JEWELLERY</b>											
Seiko-21 Jewels Automatic (Men).....	No	-	-	250.00	-	-	-	450.00	-	-	-
Seiko-21 Jewels Automatic (Women).....	No	-	-	-	-	-	-	380.00	-	-	-
Earrings (4gm 18 carat Local).....	Pair	360.00	360.00	340.00	-	-	360.00	360.00	-	300.00	350.00
Neck Laces (6gm 21 carat Imported)....	No	690.00	-	-	-	-	-	690.00	-	-	-
Rings (4gm 18 carat Local).....	No	360.00	360.00	340.00	-	-	360.00	360.00	-	300.00	350.00
Bracelet 20gm (18 carat Local).....	No	-	-	-	-	-	-	1800.00	-	1800.00	-
<b>LIVESTOCK AND DRAUGHT ANIMALS</b>											
<b>LIVESTOCK</b>											
Sheep (10-15Kg).....	No	65.00	75.00	123.33	41.67	92.33	53.33	100.00	68.33	-	113.33
Goat (10-15Kg).....	No	70.00	71.67	85.00	34.33	60.67	43.33	88.33	-	-	95.00
Heifer (2-4 Years).....	No	315.00	393.33	366.67	280.00	248.33	290.00	296.67	363.33	-	310.00
Cow (4 Years and Above).....	No	558.33	530.00	526.67	463.33	345.67	361.67	726.67	566.67	-	493.33
Bull (2-4 Years).....	No	377.67	356.67	380.00	300.00	305.00	325.00	376.67	390.00	-	470.00
Ox (4 Years and Above).....	No	623.75	646.67	866.67	626.67	714.33	470.00	900.00	943.33	-	903.33
Hen (Indigenous).....	No	6.50	10.67	5.67	5.67	10.83	7.67	8.67	7.00	12.67	12.67
Cock (Indigenous).....	No	13.33	13.33	10.67	10.67	15.33	13.33	13.67	15.33	20.33	16.67
<b>DRAUGHT ANIMALS</b>											
Donkey.....	No	-	283.33	270.00	-	275.00	166.28	-	-	-	-
Horse.....	No	-	460.00	620.00	-	303.33	663.33	516.67	445.00	-	-

Table 7 : Average Retail Price of Goods and Services by Region and Selected Market Places - Group 7 Market Places (Cont'd)

February 2004  
Yekatit 1996

R E G I O N   A N D   M A R K E T   P L A C E S											
ITEM	UNIT	S   N   N   P									
		Welikite	Butajira	Hosahna	Shone	Doyugena	Alaba	Awasa	Hagere-Selam	Dilla	Yiregacheffie
		P R I C E   I N   B I R R									
Mule.....	No	-	-	866.67	-	550.00	776.67	-	-	-	-
<b>FARM EQUIPMENT (INDUSTRIAL PRODUCT)</b>											
Sickel.....	No	16.00	12.33	16.67	18.33	20.00	18.50	18.67	5.67	6.00	7.00
Pick Axe ('Doma').....	No	21.67	18.67	12.50	-	-	-	14.67	-	18.00	-
'Gejera'.....	No	-	25.00	-	-	25.67	19.00	16.33	-	18.33	-
<b>FARM EQUIPMENT (HAND MADE)</b>											
'Mofer'.....	No	-	9.67	11.33	5.33	9.33	-	-	-	-	-
'Kember'.....	No	-	5.83	7.00	6.33	5.17	-	-	-	-	-
'Digr'.....	No	-	1.79	.95	1.33	1.42	-	-	-	-	-
Plough.....	No	-	9.17	8.00	6.67	12.00	7.83	14.00	-	-	-
Sickel.....	No	3.00	2.00	1.25	1.17	1.33	2.67	5.33	-	-	-
'Wegel'.....	No	-	3.00	-	5.33	3.00	3.17	-	-	-	-
'Erfe '.....	No	-	2.08	-	-	-	-	-	-	-	-
<b>MISCELLANEOUS GOODS AND SERVICES</b>											
Coffin (Medium Quality).....	No	-	-	-	-	-	120.00	-	-	233.33	153.33
Charge for Money order .....	Once	2.65	-	10.50	-	-	2.65	11.04	-	11.33	10.50
Charge for Visa (for person).....	No	-	-	-	-	-	-	-	-	-	-

# **Group 8**

# **Market Places**

( Welayita Sodo, Bodite, Jinka, Dimeka, Masha, Tepi, Bonga,  
Chana, Arba Minch, and Sawla.)



Table 8 : Average Retail Price of Goods and Services by Region and Selected Market Places - Group 8 Market Places

February 2004  
Yekatit 1996

		R E G I O N   A N D   M A R K E T   P L A C E S									
ITEM	UNIT	S   N   N   P									
		Welayita sodo	Bodite	Jinka	Dimeka	Masha	Tepi	Bonga	Chana	Arba- minch	Sawla

P R I C E   I N   B I R R

## CEREALS UNMILLED

'Teff' White .....	Kg	2.30	2.27	2.44	2.90	2.90	2.53	2.36	2.36	2.50	1.79
'Teff' Mixed.....	Kg	2.00	1.87	2.21	2.50	2.57	2.20	1.75	2.12	2.28	1.81
'Teff' Black (Red).....	Kg	1.67	1.45	2.26	-	1.68	1.87	1.48	1.76	2.00	1.77
Wheat White.....	Kg	1.53	1.34	-	-	2.08	1.72	1.46	1.74	1.93	1.43
Wheat Mixed.....	Kg	1.40	-	1.69	-	2.05	1.50	1.37	1.79	-	1.23
Wheat Black.....	Kg	1.20	-	-	-	1.50	1.90	1.21	1.75	1.33	1.44
Barley White.....	Kg	1.50	-	1.07	-	2.08	1.97	1.84	1.32	-	1.10
Barley Mixed.....	Kg	1.50	1.51	1.05	-	1.76	-	1.23	1.00	1.18	1.10
Barley Black.....	Kg	1.70	1.50	1.60	-	1.80	1.50	1.39	-	1.17	1.31
Barley for Beer.....	Kg	1.50	-	-	-	-	-	-	-	-	-
Maize.....	Kg	.85	.88	.66	.91	.57	.69	.95	.55	1.00	.75
Durrah.....	Kg	-	-	-	.98	-	-	-	-	1.00	.47
Sorghum Yellow.....	Kg	-	-	-	-	-	-	-	-	1.63	-
Sorghum White.....	Kg	1.29	1.19	-	1.05	1.50	.76	.99	-	1.20	.71
Sorghum Red.....	Kg	1.24	1.01	1.47	1.06	-	.73	.64	.59	1.40	.70
African Millet.....	Kg	-	-	1.67	1.26	-	1.24	1.06	1.14	-	-
Rice.....	Kg	5.00	-	5.17	6.00	5.00	5.00	5.00	5.00	4.42	5.00
Oats.....	Kg	-	-	5.00	-	-	-	-	-	-	1.52
Hulled Barley.....	Kg	3.00	-	1.36	-	1.84	-	-	1.29	-	1.79

## CEREALS MILLED

'Teff' White.....	Kg	-	-	-	-	-	-	-	-	-	-
'Teff' Mixed.....	Kg	-	-	-	-	-	-	-	-	-	-
'Teff' Black (Red).....	Kg	-	-	-	-	-	-	-	-	-	-
Wheat White.....	Kg	-	-	-	-	-	-	-	-	-	-
Wheat Mixed.....	Kg	-	-	-	-	-	-	-	-	-	-
Barley White.....	Kg	2.46	-	-	-	-	-	-	-	-	-

Table 8 : Average Retail Price of Goods and Services by Region and Selected Market Places - Group 8 Market Places (Cont'd)

February 2004  
Yekatit 1996

ITEM	UNIT	R E G I O N   A N D   M A R K E T   P L A C E S										
		S   N   N   P										
		Welayita sodo	Bodite	Jinka	Dimeka	Masha	Tepi	Bonga	Chana	Arba- minch	Sawla	
P R I C E   I N   B I R R												
Barley Mixed.....	Kg	-	2.86	-	-	-	-	-	-	-	-	-
Maize.....	Kg	1.13	1.19	-	-	-	-	-	-	1.65	1.25	-
Oats.....	Kg	4.85	-	5.00	6.00	5.00	4.50	4.00	5.00	3.17	-	-
Sorghum.....	Kg	-	-	-	-	-	-	-	-	-	-	-
Durrah.....	Kg	-	-	-	-	-	-	-	-	-	-	-
'Furno Duket' Locally Processed..	Kg	3.00	3.50	3.50	4.00	3.50	3.17	3.50	3.50	3.33	3.50	-
<b>PULSES UNMILLED</b>												
Horse Beans.....	Kg	1.60	1.83	1.55	-	1.80	1.80	1.49	1.68	2.00	1.31	-
Peas White.....	Kg	2.00	2.73	-	-	1.73	2.17	1.90	1.90	-	-	-
Peas Black.....	Kg	-	-	-	-	1.80	2.00	1.55	-	2.06	-	-
Peas Mixed.....	Kg	-	2.01	2.08	-	1.80	1.87	1.63	1.73	2.20	1.87	-
Soya Beans.....	Kg	-	-	-	-	-	-	-	-	-	-	-
Chick Peas.....	Kg	2.20	1.94	3.00	3.00	3.25	2.50	2.83	4.00	2.00	2.27	-
Lentils.....	Kg	4.00	-	5.00	-	5.00	4.00	4.00	4.00	3.50	4.17	-
Haricot Beans.....	Kg	-	-	-	-	1.65	-	1.30	-	-	1.09	-
Lima Beans.....	Kg	1.58	1.48	1.37	1.28	1.96	1.20	1.47	1.03	1.49	1.02	-
Vetch.....	Kg	-	-	-	-	-	2.00	-	-	2.00	-	-
Fenugreek.....	Kg	3.00	4.17	3.83	-	3.00	4.36	3.67	3.67	3.00	3.00	-
<b>PULSES MILLED OR SPLIT</b>												
Horse Beans Milled.....	Kg	-	-	-	-	2.78	3.17	-	4.75	-	3.18	-
Peas Milled.....	Kg	5.77	-	4.33	5.00	2.89	5.00	3.47	5.00	4.00	5.00	-
Chick Peas Milled.....	Kg	-	-	-	-	-	-	-	-	5.00	-	-
Mixed Pulses Milled.....	Kg	-	3.67	-	-	2.73	3.17	-	4.33	5.71	5.00	-
Vetch Milled.....	Kg	-	-	-	-	-	-	-	-	3.50	-	-
Peas Split.....	Kg	4.50	5.00	5.17	5.00	4.00	3.67	3.83	5.00	4.00	4.00	-
Peas Split(Roasted).....	Kg	-	-	-	-	-	-	-	-	4.00	-	-

Table 8 : Average Retail Price of Goods and Services by Region and Selected Market Places - Group 8 Market Places (Cont'd)

February 2004  
Yekatit 1996

ITEM	UNIT	R E G I O N   A N D   M A R K E T   P L A C E S									
		S   N   N   P									
		Welayita sodo	Bodite	Jinka	Dimeka	Masha	Tepi	Bonga	Chana	Arba- minch	Sawla
P R I C E   I N   B I R R											
Horse Beans Split(Roasted).....	Kg	-	-	-	-	-	-	-	-	-	-
Lentils Split.....	Kg	5.50	5.00	5.33	6.00	5.50	5.00	5.33	5.50	5.50	5.33
Vetch Split(Roasted).....	Kg	-	-	-	-	-	-	-	-	-	-
Chick Peas Split(Roasted).....	Kg	-	-	-	-	-	-	-	-	-	-
Fenugreek Milled.....	Kg	8.00	-	10.00	10.00	9.00	7.33	8.50	9.33	6.00	8.00
<b>OIL SEEDS</b>											
Niger Seed.....	Kg	4.00	4.17	5.00	-	5.00	5.19	4.83	5.00	5.00	8.72
Linseed White.....	Kg	-	-	-	-	-	-	-	-	5.00	-
Linseed Black.....	Kg	4.00	4.17	5.00	-	5.00	4.19	4.17	4.00	4.00	5.44
Sesame Seed.....	Kg	4.00	3.13	6.25	-	6.00	6.14	6.00	5.00	4.00	2.88
Sunflower.....	Kg	-	-	1.25	1.15	3.00	3.45	-	-	3.00	3.60
Castor Beans.....	Kg	1.30	-	-	-	-	-	-	1.83	5.56	-
Rape Seed.....	Kg	3.50	3.00	-	-	-	4.10	4.00	4.00	3.00	4.56
Ground Nut Shelled.....	Kg	5.00	-	5.00	-	6.00	5.00	-	4.00	5.00	3.66
<b>PREPARED CEREAL PRODUCTS</b>											
Spaghetti (Local) Without Egg....	Kg	5.00	6.83	5.50	5.50	-	5.00	5.00	5.00	-	5.17
Pastini.....	Kg	8.00	-	-	-	-	8.67	9.00	-	9.00	-
Macaroni (Local) Without Egg.....	Kg	5.00	5.00	5.33	6.00	5.50	5.33	5.58	5.50	5.50	5.67
'Fafa' Flour.....	kg	8.00	-	10.00	-	-	10.67	9.00	-	10.00	-
'Dube' Flour.....	kg	5.50	-	-	-	-	5.00	5.50	-	-	-
<b>BREAD AND OTHER PREPARED FOODS</b>											
'Enjera' ('Teff' Mixed).....	325gm	.35	.37	.77	.83	.49	.27	.39	.37	.49	.46
'Dabo' (Traditional Ambasha)..	350gm	.88	.36	-	-	.65	1.03	.75	-	.38	.46
'Dabo' (Traditional Sheleto)..	350gm	-	-	-	-	-	-	-	-	-	.36

Table 8 : Average Retail Price of Goods and Services by Region and Selected Market Places - Group 8 Market Places (Cont'd)

February 2004  
Yekatit 1996

ITEM	UNIT	R E G I O N   A N D   M A R K E T   P L A C E S									
		S   N   N   P									
		Welayita sodo	Bodite	Jinka	Dimeka	Masha	Tepi	Bonga	Chana	Arba- minch	Sawla
P R I C E   I N   B I R R											
Bread Wheat (Bakery).....	350gm	.68	.19	1.11	1.17	1.15	1.12	1.40	1.25	.85	.58
Biscuits .....	150gm	2.73	-	2.73	3.27	2.73	2.00	2.73	2.96	2.73	2.00
<b>MEAT</b>											
Beef .....	Kg	16.00	18.00	14.00	-	10.00	14.00	14.00	12.00	16.00	14.00
Camel Meat .....	Kg	-	-	-	-	-	-	-	-	-	-
<b>FISH AND FISH PRODUCTS</b>											
Fish Fresh.....	Kg	10.00	-	-	-	-	-	-	-	3.72	-
Sardines (Imported).....	125gm	-	-	-	-	-	-	6.00	-	6.83	7.00
<b>DIARY PRODUCTS AND EGG</b>											
Cow Milk (Unpasteurized).....	Lt	2.00	2.00	-	1.86	2.27	2.22	2.00	1.67	3.03	-
Cow Milk (pasteurized).....	Lt	-	-	-	-	-	-	-	-	-	-
Camel Milk.....	Lt	-	-	-	-	-	-	-	-	-	-
Goat Milk.....	Lt	-	-	-	-	-	-	-	-	-	-
Powdered Milk (Edget).....	450gm	32.00	-	-	-	-	-	-	19.50	-	-
Yoghurt (Traditional).....	Lt	4.05	-	3.88	-	4.17	4.69	4.63	-	3.03	3.38
Cheese Cottage.....	Kg	2.14	4.42	3.49	-	3.31	4.29	5.71	1.69	3.30	3.12
Egg (Traditional).....	Dozen	3.81	4.00	3.81	2.40	4.80	4.80	4.00	3.00	4.00	2.67
<b>OILS AND FATS</b>											
Butter Unrefined.....	Kg	24.00	23.00	22.00	10.64	26.00	23.33	24.00	22.00	25.00	21.00
Cooking Oil (Imported).....	Lt	13.00	11.00	12.67	14.00	15.38	13.56	13.00	13.00	12.00	13.33
Cooking Oil (Local).....	Lt	10.83	11.00	-	12.00	12.00	11.00	11.50	12.00	10.00	-

Table 8 : Average Retail Price of Goods and Services by Region and Selected Market Places - Group 8 Market Places (Cont'd)

February 2004  
Yekatit 1996

		R E G I O N   A N D   M A R K E T   P L A C E S									
I T E M	U N I T	S   N   N   P									
		Welayita sodo	Bodite	Jinka	Dimeka	Masha	Tepi	Bonga	Chana	Arba- minch	Sawla

P R I C E   I N   B I R R

**VEGETABLES AND FRUITS**  
**VEGETABLES (FRESH)**

Ethiopian Kale.....	Kg	.42	.39	.62	-	.24	.53	1.00	.16	.58	.39
Cabbage.....	Kg	.88	.99	.58	-	.43	.78	.85	.54	.91	1.13
Lettuce.....	Kg	-	-	-	-	-	-	-	-	-	-
Spinach.....	Kg	.84	-	-	-	.48	-	-	-	-	-
Carrot.....	Kg	.93	.91	1.24	-	-	-	1.50	1.10	1.56	1.52
Tomatoes.....	Kg	.79	.93	1.54	.76	2.97	3.71	2.70	1.13	1.45	2.04
Onions.....	Kg	2.10	2.52	3.65	5.64	6.53	2.42	4.63	4.63	3.00	2.46
Garlics.....	Kg	2.44	4.97	11.13	10.07	-	9.14	8.58	10.07	4.67	6.69
Leaks.....	Kg	-	-	-	-	5.57	2.84	2.94	3.34	2.50	-
Pepper Green.....	Kg	-	1.38	2.74	-	-	1.85	2.80	1.48	-	2.78
Pumpkin .....	Kg	-	-	.26	-	.32	.32	.67	.44	-	-
Green Peas.....	Kg	-	-	-	-	-	-	-	-	-	-
Beet Root.....	Kg	.65	.91	.71	-	1.46	1.60	.98	1.06	.97	1.07
Cauliflower.....	Kg	-	-	-	-	-	-	-	-	-	-

**FRUITS FRESH**

Banana.....	Kg	.77	.91	.74	.62	.86	.64	.72	.42	1.22	.97
Orange.....	Kg	4.50	-	1.70	-	.93	.52	1.36	.66	-	-
Lemon.....	Kg	-	1.27	1.56	-	2.94	-	-	-	2.15	-
Tangerine.....	Kg	-	-	-	-	-	-	-	-	-	-
Papaya.....	Kg	-	.63	.27	.53	-	.20	.42	.17	.71	.18
Grapes.....	Kg	-	-	-	-	-	-	-	-	-	-
Avocado.....	Kg	1.24	1.28	2.99	-	-	2.28	-	-	1.99	-
Mango.....	Kg	1.37	2.32	.35	1.67	-	1.14	1.41	-	.97	.98
Cactus.....	Kg	-	-	-	-	-	-	-	-	-	-

Table 8 : Average Retail Price of Goods and Services by Region and Selected Market Places - Group 8 Market Places (Cont'd)

February 2004  
Yekatit 1996

R E G I O N   A N D   M A R K E T   P L A C E S											
ITEM	UNIT	S   N   N   P									
		Welayita sodo	Bodite	Jinka	Dimeka	Masha	Tepi	Bonga	Chana	Arba- minch	Sawla minch
P R I C E   I N   B I R R											
<b>SPICES</b>											
Pepper Whole.....	Kg	7.50	7.00	-	-	7.00	7.17	5.67	-	8.00	4.14
Black Pepper(Local).....	Kg	-	-	-	-	-	-	-	-	-	-
Long Pepper(Local).....	Kg	-	-	-	-	-	-	4.00	-	-	10.00
White Cumin(Bishop's Weed)Local..	Kg	-	-	3.75	-	3.50	3.83	-	3.00	4.50	4.17
Black Cumin(Local).....	Kg	3.56	5.50	5.33	-	4.83	-	5.83	4.17	4.50	5.00
Ginger Dry(Local).....	Kg	-	-	-	-	-	-	-	-	-	-
Ginger Wet(Local).....	Kg	-	1.01	3.24	3.55	2.14	1.16	2.95	1.22	1.34	.89
Cloves(Imported).....	Kg	53.33	-	-	-	50.00	60.00	-	50.00	-	50.00
Cinnamon(Imported).....	Kg	25.00	-	-	-	26.00	33.61	-	-	22.00	30.00
Cardamon(Local).....	Kg	10.00	-	8.67	-	-	-	6.33	8.00	10.00	7.83
Tumeric Flour(Local).....	Kg	3.00	4.17	4.00	-	3.67	5.88	4.83	3.50	3.83	4.00
Chillies Whole.....	Kg	3.34	2.55	8.00	-	5.14	-	-	-	4.85	-
Basil Dry.....	Kg	4.00	-	5.00	-	-	5.00	-	6.50	-	-
<b>POTATOES, OTHER TUBERS AND STEMS</b>											
Potato.....	Kg	.72	.86	1.10	1.68	.87	1.23	1.11	1.08	1.25	1.27
Sweet Potato.....	Kg	.14	.24	.13	-	.54	.32	.31	.98	.26	.25
'Kocho' (Unprocessed).....	Kg	2.46	1.77	-	-	.50	.77	1.22	.66	1.58	.64
'Bula'.....	Kg	2.46	2.61	-	-	-	1.33	3.85	-	2.31	1.89
<b>COFFEE, TEA, CHAT AND BUCK-THORN LEAVES</b>											
Tea Leaves(Local).....	100gm	2.00	2.00	2.00	2.50	2.00	2.00	2.00	2.00	2.00	2.00
Coffee Whole.....	Kg	5.50	-	1.11	-	3.33	2.85	2.81	-	-	3.00
Coffee Beans.....	Kg	9.00	-	6.00	7.33	-	5.17	6.00	6.00	9.33	8.00
Coffee Leaves.....	Kg	-	-	-	-	.94	-	-	.40	1.29	-
Buck Thorn Leaves.....	Kg	4.24	3.63	2.41	-	2.09	-	1.39	1.83	1.68	2.34

Table 8 : Average Retail Price of Goods and Services by Region and Selected Market Places - Group 8 Market Places (Cont'd)

February 2004  
Yekatit 1996

R E G I O N   A N D   M A R K E T   P L A C E S											
ITEM	UNIT	S   N   N   P									
		Welayita sodo	Bodite	Jinka	Dimeka	Masha	Tepi	Bonga	Chana	Arba- minch	Sawla
P R I C E   I N   B I R R											
'Chat'.....	Kg	3.33	9.01	6.27	7.45	7.16	3.45	8.77	2.77	10.74	3.84
Malt-Barley.....	Kg	2.13	2.74	-	-	2.86	3.68	1.88	1.79	-	-
Malt-Wheat.....	Kg	2.26	2.52	-	-	-	-	-	-	-	-
<b>OTHER FOOD ITEMS</b>											
Salt.....	Kg	1.50	1.50	1.83	2.50	1.83	1.50	1.34	2.00	1.50	1.50
Sugar.....	Kg	-	5.50	5.83	-	6.00	5.83	6.00	6.00	5.50	5.50
Honey.....	Kg	-	-	15.00	8.83	7.00	8.00	9.00	10.00	8.67	-
Canned Tomato (Local).....	410gm	-	-	-	-	6.50	6.08	6.17	-	6.00	6.17
<b>FOOD TAKEN AWAY FROM HOME</b>											
Cup of Tea.....	No	.40	.40	.40	.30	.33	.40	.40	.30	.50	.50
Cup of Coffee.....	No	.70	.70	.63	.50	.53	.55	.60	.50	.73	.70
Cup of Milk.....	No	1.00	1.00	.63	-	-	-	.60	.57	-	1.00
'Key Wot Yebere'.....	One Meal	5.00	5.00	5.00	-	-	-	-	-	-	4.50
'Key Wot Yebeg/Yefyel'.....	One Meal	5.00	5.00	5.00	4.00	5.00	5.00	5.00	3.67	4.00	4.67
<b>COST OF MILLING</b>											
Cereals.....	100Kg	15.00	15.00	15.00	20.00	15.00	15.00	12.50	15.00	15.00	15.00
Pulses.....	100Kg	25.00	25.00	10.00	20.00	15.00	15.00	13.33	15.00	15.00	15.00
Pepper Whole.....	100Kg	100.00	100.00	10.00	-	75.00	75.00	100.00	-	75.00	200.00
<b>BEVERAGES - NON ALCOHOLIC</b>											
Ambo Mineral Water.....	500cc	2.00	2.00	2.50	-	2.50	2.42	2.50	2.50	2.00	2.00
Bure Mineral Water.....	500cc	-	-	-	-	-	-	-	-	-	-
Coca Cola/Fanta.....	300cc	2.00	2.00	2.50	3.00	2.50	2.25	2.00	2.00	2.00	2.00

Table 8 : Average Retail Price of Goods and Services by Region and Selected Market Places - Group 8 Market Places (Cont'd)

February 2004  
Yekatit 1996

ITEM	UNIT	R E G I O N   A N D   M A R K E T   P L A C E S									
		S   N   N   P									
		Welayita sodo	Bodite	Jinka	Dimeka	Masha	Tepi	Bonga	Chana	Arba- minch	Sawla
P R I C E   I N   B I R R											
Pepsi Cola/Mirinda.....	300cc	2.00	2.00	2.50	-	2.50	2.25	2.00	2.00	2.00	2.00
<b>BEVERAGES - ALCOHOLIC</b>											
Araki (Local).....	900cc	25.28	25.62	29.66	30.34	26.00	23.33	30.00	24.33	29.66	27.30
Cognac (Local).....	900cc	-	-	-	-	-	-	-	23.00	-	-
Brandy (Local).....	900cc	25.28	-	-	-	-	-	-	23.00	-	-
Gin (Local).....	900cc	25.28	25.62	29.66	30.34	26.00	23.33	30.00	24.33	29.66	27.30
Saris Wine (Normal).....	750cc	10.00	5.55	18.00	.83	-	6.67	14.33	13.50	5.83	6.67
'Katikalla'.....	Lt	3.50	5.37	5.93	7.06	6.67	3.33	7.83	6.67	4.00	5.62
Beer (Bedele).....	330cc	3.00	3.00	3.50	4.00	2.65	3.00	3.00	3.00	3.00	3.00
Beer (Harar).....	330cc	3.00	3.00	3.50	4.00	-	-	-	-	3.00	3.00
Beer (Meta Abo).....	330cc	3.00	3.00	-	-	-	3.25	3.50	3.00	3.00	-
'Tella'.....	Lt	.68	.66	1.10	-	1.11	.88	.90	.56	.60	.56
'Tej' (Mead).....	Lt	1.79	2.35	3.25	2.22	2.22	2.07	2.22	1.67	2.00	2.18
<b>CIGARETTES AND TOBACCO</b>											
<b>CIGARETTES</b>											
Nyala.....	Packet	4.00	4.00	4.00	5.00	4.00	4.00	3.33	4.00	4.00	4.67
Gissila.....	Packet	2.00	-	-	-	2.00	2.00	1.25	2.00	-	-
Rothmans.....	Packet	10.00	10.00	10.00	10.00	-	-	10.00	10.00	10.00	-
<b>TOBACCO</b>											
'Gaya'.....	Kg	9.84	17.15	-	-	5.17	14.29	-	-	-	10.00
<b>CLOTHING AND FOOT WEAR</b>											

Table 8 : Average Retail Price of Goods and Services by Region and Selected Market Places - Group 8 Market Places (Cont'd)

February 2004  
Yekatit 1996

ITEM	UNIT	R E G I O N   A N D   M A R K E T   P L A C E S									
		S   N   N   P									
		Welayita sodo	Bodite	Jinka	Dimeka	Masha	Tepi	Bonga	Chana	Arba- minch	Sawla
P R I C E   I N   B I R R											
<b>CLOTHING</b>											
Abujedid(Akaki/Bahir Dar)91cm. Meter	5.00	-	4.00	4.00	4.00	4.00	4.50	5.00	-	3.50	
Abujedid(Komb./Arba Min.)150cm Meter	6.00	6.00	7.00	7.00	6.50	6.67	6.83	6.00	5.00	5.67	
Khaki(S-10,000 Twil)110cm..... Meter	12.00	-	-	-	-	-	-	-	-	-	
Khaki(Akaki)91cm..... Meter	-	-	-	-	-	-	-	-	-	-	
Wool-England 100%..... Meter	-	-	-	-	-	-	-	-	-	-	
Tetron(Arba Minch)..... Meter	-	-	-	-	-	-	20.00	-	-	25.00	
Poplin(Dire Dawa)105cm..... Meter	10.00	-	8.00	-	7.00	-	-	7.00	-	-	
Poplin(Komb./Arba Minch)150cm. Meter	11.00	11.00	14.00	-	12.00	10.67	11.33	12.00	10.33	11.00	
Nylon(Mojo)..... Meter	9.67	8.00	-	-	-	10.33	10.00	10.00	10.33	-	
Polyster(Arba Minch/Awasa).... Meter	-	-	-	-	-	-	-	-	14.67	-	
Jersi..... Meter	10.50	-	-	-	-	-	-	-	-	-	
Cotton..... Kg	4.70	4.08	-	-	-	7.50	-	-	4.01	3.26	
Hisufo .....Meter	-	-	-	-	-	-	23.67	-	-	-	
Kefay ..... Meter	15.50	-	-	-	-	-	-	-	18.67	-	
<b>COST OF TAILORING</b>											
Woolen Suit (Men)..... No	250.00	200.00	-	-	-	-	-	283.33	300.00	-	
Khaki Suit (Men)..... No	40.00	45.00	-	-	-	43.33	35.00	46.67	36.67	-	
Khaki Suit (Boys)..... No	30.00	25.00	-	-	-	25.00	25.00	28.33	24.00	-	
Tateron Suit (Men) ..... No	40.00	38.33	-	-	-	43.33	41.67	46.67	36.67	-	
Tateron Suit (Boys) ..... No	30.00	23.33	-	-	-	21.67	28.33	28.33	24.00	-	
<b>READY-MADE / FOR ADULTS</b>											
'Wetela'..... No	28.33	16.50	25.00	-	-	-	30.00	-	-	26.67	
'Gabi'..... No	68.33	60.00	46.00	-	50.00	63.33	55.00	77.50	56.67	58.33	

Table 8 : Average Retail Price of Goods and Services by Region and Selected Market Places - Group 8 Market Places (Cont'd)

February 2004  
Yekatit 1996

ITEM	UNIT	R E G I O N   A N D   M A R K E T   P L A C E S									
		S   N   N   P									
		Welayita sodo	Bodite	Jinka	Dimeka	Masha	Tepi	Bonga	Chana	Arba- minch	Sawla
P R I C E   I N   B I R R											
Shirts Long Sleeved (Local).....	No	30.00	-	-	-	-	32.33	30.00	-	-	-
Shirts Short Sleeved (Local).....	No	30.00	-	-	-	-	24.33	-	-	-	-
Shirts Long Sleeved (Imported)...	No	48.33	51.67	61.67	52.50	55.00	38.33	46.67	40.00	56.67	50.00
Shirts Short Sleeved (Imported)...	No	48.33	-	55.00	50.00	55.00	43.33	41.67	37.50	55.00	40.00
Socks (Cotton) Imported.....	Pair	8.00	5.67	-	-	4.50	5.33	5.33	7.50	6.33	6.67
Sweater (Local) Men.....	No	20.00	-	-	-	-	31.67	-	-	-	50.00
Sweater (Local) Women.....	No	18.00	37.50	-	-	-	28.33	-	-	-	-
Shash (Imported).....	No	10.67	8.67	10.00	-	-	13.67	15.00	8.00	7.33	14.00
Singlets (Local) White.....	No	10.00	9.33	10.50	-	10.00	9.33	11.50	6.00	10.67	10.67
Jeans Trouser.....	No	78.33	85.00	83.33	110.00	62.50	70.00	78.33	75.00	66.67	78.33
Woolen Suit.....	No	-	-	-	-	-	-	-	-	-	-
'Kemisna Netela'.....	No	146.67	127.50	100.00	-	120.00	143.33	180.00	115.00	193.33	-
Sweater-Men (Imported).....	No	81.67	105.00	115.00	-	110.00	83.33	105.00	90.00	85.00	95.00
Sweater-Women (Imported).....	No	48.33	103.33	85.00	-	-	46.67	-	52.50	65.00	68.33
Nylon Dress.....	No	35.00	-	-	-	-	-	-	34.00	-	-
Tetron Trouser.....	No	-	-	-	-	-	-	50.00	-	-	-
Leather Jacket.....	No	500.00	-	-	-	-	-	-	-	-	-
Under Wear China.....	No	13.00	12.67	15.00	17.00	12.33	13.00	14.00	12.67	10.33	12.00
Deriya .....	No	10.00	13.83	-	-	-	9.78	10.84	10.00	8.66	9.67
Polyester Suit.....	No	-	-	-	-	-	-	-	-	-	-
Khaki Short .....	No	-	-	-	-	-	-	-	-	-	-
T-Shirts .....	No	28.33	37.67	41.67	36.67	25.00	20.00	28.33	18.33	-	25.00
Jogging Suit(sport tuta) .....	No	81.67	-	98.33	-	80.00	36.67	72.50	-	85.00	66.67
Khaki Jacket .....	No	100.00	-	-	-	-	95.00	93.33	-	106.67	-
Geldem .....	No	18.00	-	-	-	-	19.33	20.00	15.00	14.33	-

Table 8 : Average Retail Price of Goods and Services by Region and Selected Market Places - Group 8 Market Places (Cont'd)

February 2004  
Yekatit 1996

ITEM	UNIT	R E G I O N   A N D   M A R K E T   P L A C E S									
		S   N   N   P									
		Welayita sodo	Bodite	Jinka	Dimeka	Masha	Tepi	Bonga	Chana	Arba- minch	Sawla

P R I C E   I N   B I R R

**READY-MADE / FOR CHILDREN**

Sweater (Local) for Boys.....	No	18.67	11.00	-	-	-	12.67	-	-	-	-
Socks (Imported) Cotton.....	Pair	6.00	4.00	-	-	3.00	3.33	3.33	4.00	4.67	-
Jeans Trouser.....	No	70.00	-	-	-	-	-	62.50	-	43.33	-
Shirt Long Sleeved(Imported)Boys.	No	35.00	-	25.00	-	20.00	24.00	30.00	25.00	28.33	18.00
Sweater (England) for Girls.....	No	-	-	-	-	-	-	-	-	-	-
Short for Boys.....	No	-	-	-	-	-	-	-	-	-	-
Kemise(for childrenen) .....	No	50.00	-	65.00	-	35.00	45.00	50.00	35.00	45.00	56.67

**FOOTWEAR (MEN AND WOMEN)**

Anbessa Leather Shoes Men(Local)Pair		98.33	73.33	96.67	-	110.00	68.33	65.00	56.67	88.33	180.00
Leather Shoes Men (Croft).....	Pair	123.33	120.00	120.00	-	120.00	88.33	106.67	110.00	110.00	116.67
Walking Shoes(imp.) Non-Leather	Pair	78.33	-	-	-	-	120.00	-	-	-	-
Canvas Shoes (Local) Men.....	Pair	30.00	-	-	-	25.00	-	25.00	25.00	-	-
Canvas Shoes (China) Men.....	Pair	30.00	-	23.67	-	28.00	25.67	30.00	40.00	36.00	29.33
Plastic Shoes (Local) Women....	Pair	10.00	10.67	10.33	-	8.00	6.67	7.67	8.33	10.00	7.00
Slippers Sponge Adult (China)..	Pair	-	-	7.33	-	-	-	-	-	6.33	-
Boots for Men Plastic (Local)..	Pair	-	-	-	-	39.67	-	40.00	42.50	-	-
Sendel Plastic Shoes (Imp.)....	Pair	-	-	-	-	-	-	-	-	-	-
Cost of Mending Shoes sole(Men).Pair		20.00	-	12.50	-	18.00	19.00	15.00	21.00	29.33	-

Table 8 : Average Retail Price of Goods and Services by Region and Selected Market Places - Group 8 Market Places (Cont'd)

February 2004  
Yekatit 1996

R E G I O N   A N D   M A R K E T   P L A C E S										
I T E M	U N I T	S   N   N   P								
		Welayita sodo	Bodite	Jinka	Dimeka	Masha	Tepi	Boniga	Chana	Arbam- minch

P R I C E   I N   B I R R

**CONSTRUCTION MATERIALS, WATER, AND  
FUEL AND POWER**

**CONSTRUCTION MATERIALS**

Cement/Bag/(Local).....	50Kg	36.50	36.50	45.00	65.00	54.00	45.00	43.50	47.50	38.00	40.67
Lime.....	Kg	1.15	1.21	2.20	1.30	-	-	1.21	-	1.26	1.36
Nail (7cm - 12cm).....	Kg	7.00	7.00	8.00	10.00	8.00	8.00	8.00	8.00	8.00	8.00
Nail With Cape.....	Kg	10.00	10.00	12.00	14.00	12.00	11.33	12.00	12.00	11.67	11.33
Corrugated Iron Sheet (.2mm).....	No	34.00	-	32.00	-	30.00	-	35.00	29.00	-	29.67
Wood for House Construction('Atana')..	No	10.00	-	6.50	-	-	-	5.00	2.50	-	-
Wall Paints-Super (Fluid) Normal.....	4Kg	57.00	-	-	-	-	58.00	59.50	60.00	54.67	-
Wall Paints-Super (Fluid) Plastic....	4Kg	87.00	-	-	-	-	90.00	90.00	-	86.33	53.00
Coarse Aggregate Gravel.....	Meter Cube	5.00	-	-	-	-	-	-	-	-	-
Hollow Concrete Block(20x20x40 cm Cube)No		2.10	-	3.50	-	-	-	-	-	3.20	-
Bricks (25cm x 12cm x 6cm).....	No	-	-	-	-	-	-	-	-	-	-
Floor Board 4m Length.....	No	23.33	-	-	-	-	-	-	30.00	24.00	-
Iron Pipe 6mt. (1/2 inch Wide) Local..	No	-	47.50	-	-	-	-	55.00	-	74.33	-
Chipwood (125cm x 250cm x 8mm).....	No	85.00	-	100.00	-	-	-	100.00	-	82.00	-
Sand.....	Meter Cube	50.00	-	-	-	-	-	-	-	33.13	-
Gutter N <sup>o</sup> 32.....	Meter	-	-	-	-	-	25.00	32.50	-	-	-
Window Glass (50cm x 50cm x 3mm).....	No	-	-	-	-	-	21.25	-	-	-	-
Water Tanker (1meter cube).....	No	-	-	-	-	-	-	-	-	-	-
Stone for House Construction..	Meter Cube	26.67	-	-	-	-	-	-	-	33.75	16.25
Mega Paints.....	4Kg	57.00	-	57.00	60.00	-	58.00	59.50	-	55.00	53.00
Tseday Paints.....	4Kg	-	-	-	-	-	-	-	-	-	-
"Yewellel Nitaf"(Tile).....	No	-	-	-	-	-	-	-	-	-	-

**WATER**

Water.....	Meter Cube	7.28	7.33	10.83	12.67	-	8.00	8.33	10.00	3.83	4.37
------------	------------	------	------	-------	-------	---	------	------	-------	------	------

Table 8 : Average Retail Price of Goods and Services by Region and Selected Market Places - Group 8 Market Places (Cont'd)

February 2004  
Yekatit 1996

R E G I O N   A N D   M A R K E T   P L A C E S											
ITEM	UNIT	S   N   N   P									
		Welayita soda	Bodite	Jinka	Dimeka	Masha	Tepi	Boniga	Chana	Arbam- minch	Sawla
P R I C E   I N   B I R R											
<b>FUEL AND POWER</b>											
Fire Wood.....	Meter Cube	60.62	51.83	54.87	26.43	24.28	-	23.92	32.13	18.32	52.52
Charcoal.....	Kg	1.24	1.07	1.12	-	1.31	1.14	1.38	.75	.81	1.10
Dung Cake.....	Kg	-	-	-	-	-	-	-	-	-	-
Kerosine.....	Lt	2.09	2.08	2.65	4.00	2.75	2.25	2.19	3.03	2.14	2.15
Diesel.....	Lt	2.81	2.80	3.37	4.00	3.45	2.97	2.91	3.03	2.86	2.87
Electric.....	K.Watt	.27	.27	.27	-	-	.27	-	-	.27	-
Matches.....	Box	.20	.20	.20	.25	.25	.25	.25	.25	.20	.20
Candles.....	No	1.00	1.00	1.00	1.00	1.00	1.00	1.00	1.00	1.00	.50
Buthane Gas (Shell).....	12.5 Kg	-	-	-	-	-	-	-	-	-	-
Eveready Drycell.....	No	3.50	1.50	1.83	2.00	1.50	1.50	1.75	-	1.75	1.58
<b>FURNITURE, FURNISHING, HOUSEHOLD EQUIPMENT AND OPERATION</b>											
<b>CHAIRS, TABLES, ETC.</b>											
Table Wanza (Machine made) Varnished..	No	73.33	193.33	-	-	-	-	300.00	-	193.33	120.00
Table Wanza (Hand made) Not Varnished.	No	25.00	-	-	-	-	-	-	-	-	-
Chairs Wanza (Machine Made) Varnished.	No	25.00	26.67	-	-	-	-	50.00	-	68.33	40.00
Chairs Wanza (Hand Made) Varnished....	No	16.67	-	24.67	-	35.00	-	40.00	35.00	-	35.00
Cupboard Wanza (2 doors) Varnished....	No	933.33	800.00	-	-	-	1000.00	750.00	-	1225.00	-
Double Bed Wanza (120cm) Varnished....	No	583.33	380.00	475.00	-	-	450.00	300.00	-	516.67	350.00
Sofas (Complete).....	No	2900.00	-	-	-	-	-	-	-	3650.00	-
Book Shelves Wanza (3 Shelves) no Door	No	416.67	175.00	400.00	-	350.00	-	250.00	280.00	393.33	-
Chest of Drawer .....	No	466.67	386.67	-	-	450.00	600.00	-	350.00	666.67	-
<b>FURNISHINGS &amp; REPAIRS</b>											
Bed Sheet (Non-Patterned Bahir Dar)	Pair	-	47.00	-	40.00	50.00	49.33	51.67	48.33	47.00	60.00
1.90m x 2.50m.....	Pair	-	47.00	-	40.00	50.00	49.33	51.67	48.33	47.00	60.00

Table 8 : Average Retail Price of Goods and Services by Region and Selected Market Places - Group 8 Market Places (Cont'd)

February 2004  
Yekatit 1996

ITEM	UNIT	R E G I O N   A N D   M A R K E T   P L A C E S									
		S   N   N   P									
		Welayita sodo	Bodite	Jinka	Dimeka	Masha	Tepi	Boniga	Chana	Arbam- minch	Sawla minch
P R I C E   I N   B I R R											
Bed Sheet(Patterned Kombolcha)											
1.90m x 2.50m.....	Pair	-	-	-	-	65.00	58.33	60.00	90.00	81.67	60.00
Bed Cover(Patterned Kombolcha).....	No	56.67	-	-	-	-	-	95.00	-	66.67	-
Blanket Woolen(Debre B.)160cm x 220cm.	No	80.00	85.00	-	-	80.00	80.00	81.67	70.00	76.00	-
Mattress-Sponge (A.A Foam) 120cm.....	No	280.00	300.00	253.33	-	320.00	276.67	320.00	320.00	253.33	276.67
Towel-Local (Kombolcha).....	No	12.00	-	10.00	-	-	8.67	-	-	8.33	17.33
<b>EARTHEN WARE</b>											
Water Pot.....	No	5.67	2.83	6.50	6.33	4.50	4.67	6.50	-	3.33	4.67
'Jebena' Medium Size.....	No	2.50	1.00	1.67	-	3.00	3.00	3.50	2.17	4.17	1.00
'Mitad' (Griddle of Clay).....	No	8.67	5.33	11.83	-	24.67	14.00	14.00	8.00	18.67	7.67
Local Stove '(Lakech).....	No	-	7.50	8.67	-	8.00	8.00	6.00	8.00	6.33	4.00
Cup for Coffee (China).....	No	1.20	1.03	1.42	1.50	1.25	1.00	1.15	1.25	1.00	1.50
Plate Clay (imported).....	No	3.00	4.33	4.50	-	4.00	3.67	4.00	5.00	4.33	4.33
<b>STRAW, BAMBOO AND OTHERS</b>											
'Sefed'.....	No	7.00	5.67	5.17	-	-	7.33	6.00	6.00	6.33	-
Sack 100Kg Capacity.....	No	2.50	-	-	-	-	-	-	-	-	3.00
<b>METAL WARE</b>											
Cooking Pan Medium (Local).....	No	35.00	47.67	26.33	34.33	22.00	22.33	32.50	32.50	22.67	52.50
Tray (Nickel) Medium N° 45 Local.....	No	19.33	-	13.33	-	-	-	-	-	-	-
Electric 'Mitad' Aluminium.....	No	-	-	-	-	-	-	-	-	475.00	-
Gas Stove (Kerosine) China.....	No	40.00	38.00	40.00	-	-	38.67	-	35.00	37.33	-
Refrigerator.....	No	-	-	-	-	-	-	-	-	3100.00	-

Table 8 : Average Retail Price of Goods and Services by Region and Selected Market Places - Group 8 Market Places (Cont'd)

February 2004  
Yekatit 1996

R E G I O N   A N D   M A R K E T   P L A C E S											
ITEM	UNIT	S   N   N   P									
		Welayita sodo	Bodite	Jinka	Dimeka	Masha	Tepi	Boniga	Chana	Arbam- minch	Sawla
P R I C E   I N   B I R R											
<b>PLASTIC WARE (LOCAL MADE)</b>											
Jerrycan (20 Litres).....	No	16.00	17.67	25.33	19.67	23.00	-	-	25.00	19.50	24.50
Bucket (20 Litres).....	No	15.00	15.67	16.00	17.00	15.00	14.67	14.00	14.67	14.33	16.33
<b>GLASS WARE</b>											
Glass for Tea (Durablex).....	No	3.00	-	2.00	-	3.00	3.08	3.00	2.75	3.00	3.25
<b>OTHER HOUSEHOLD EQUIPMENT</b>											
Kerosine Lamp.....	No	16.33	23.33	20.67	25.00	22.00	20.00	21.00	22.33	20.33	22.00
'Kuraz' Small Local Kerosine Lamp.....	No	1.00	1.00	-	-	-	1.00	1.00	.75	.50	1.00
Flash Light.....	No	6.50	6.17	6.67	7.00	6.75	6.33	6.67	7.00	6.33	6.50
Electric Bulb Philips(40/60 Watt).....	No	2.00	2.00	3.00	3.17	2.50	2.50	2.50	3.00	2.00	3.00
<b>HOUSEHOLD OPERATION</b>											
Hard Soap (Local).....	200gm	2.00	1.33	1.33	2.00	1.60	2.20	1.82	1.60	1.33	2.00
Hard Soap (Imported).....	200gm	2.00	2.00	2.27	2.40	2.40	1.82	1.60	2.40	1.97	2.00
Detergent (Omo).....	50gm	.63	1.25	1.50	1.50	1.13	.63	1.50	.63	1.00	1.27
Incense.....	Kg	8.00	7.67	7.00	-	5.75	5.50	5.92	6.00	10.00	6.17
Sandal Wood.....	No	.20	.23	.30	.50	.25	.25	.25	.25	.25	.30
Toilet Paper (Mamko).....	Roll	3.00	3.00	3.00	3.00	3.17	3.00	3.00	3.00	3.00	3.00
<b>DRY CLEANING</b>											
Dry Cleaning (Suit Men).....	No	10.00	-	-	-	-	-	-	-	10.00	-

Table 8 : Average Retail Price of Goods and Services by Region and Selected Market Places - Group 8 Market Places (Cont'd)

February 2004  
Yekatit 1996

ITEM	UNIT	R E G I O N   A N D   M A R K E T   P L A C E S									
		S   N   N   P									
		Welayita sodo	Bodite	Jinka	Dimeka	Masha	Tepi	Boniga	Chana	Arbam- minch	Sawla
		P R I C E   I N   B I R R									
<b>DOMESTIC SERVICE</b>											
Maid Servant.....	Month	30.00	25.00	36.67	43.33	33.33	26.67	46.67	28.33	28.33	26.67
Unskilled Service (Daily Laborer)....	Day	7.00	6.00	7.00	5.67	8.00	7.67	6.33	10.67	5.67	3.67
Salary for Guard .....	Month	50.00	43.33	-	-	-	33.33	60.00	-	46.67	50.00
<b>MEDICAL CARE</b>											
Ampicillin(250 mg) Local.....	56 Caps	16.27	17.50	18.67	-	22.00	14.93	19.40	20.00	21.93	18.75
Dichlorophine(500 mg) Local.....	6 Pills	-	-	-	-	-	-	-	-	-	-
Tetracycline(250mg) Local.....	56 Caps	7.00	8.33	9.95	-	11.00	9.67	10.78	12.25	11.13	9.00
Penicillin Injection(4 Mu. Local).	Bottle	3.33	4.50	5.00	5.00	7.00	3.83	4.67	5.50	5.00	4.67
Chloramphenicol(250mg) Local.....	56 Caps	14.93	-	14.00	-	-	12.40	16.40	14.00	14.94	14.00
Dipron(500mg) Local.....	20 Pills	-	-	-	-	-	-	-	-	-	-
Cough Syrup (Berantine) Local.....	125cc	8.67	8.83	12.00	7.00	10.00	7.75	9.00	-	14.00	10.00
Bactrim(480mg) Local.....	30 Pills	6.43	6.97	-	-	-	9.00	-	9.00	12.00	9.00
Vermox(100mg) Local.....	12 Pills	2.00	3.83	-	-	-	4.00	-	-	3.33	-
Mezel(250mg) Local.....	30 Caps	3.39	4.53	6.00	-	6.00	5.50	6.00	6.50	3.90	5.00
Asprin (300 mg) Local.....	20 Pills	2.00	2.67	2.56	2.00	3.00	3.33	2.92	4.00	2.00	2.00
<b>OTHER MEDICAL EXPENSES</b>											
Doctor's Fee (Government).....	per visit	2.50	-	3.00	-	-	-	-	-	3.00	-
Doctor's Fee (Private).....	per visit	15.00	-	-	-	-	-	-	-	5.00	-
Injection (Service Charge).....	Once	1.00	-	.50	-	-	.50	.50	-	1.00	.50
Labratory Test Fee (Private).....	Once	4.00	-	5.00	-	-	5.00	5.00	-	3.67	-
Bed Charge (gov.).....	per day	6.00	-	6.00	-	-	-	-	-	7.00	-

Table 8 : Average Retail Price of Goods and Services by Region and Selected Market Places - Group 8 Market Places (Cont'd)

February 2004  
Yekatit 1996

ITEM	UNIT	R E G I O N   A N D   M A R K E T   P L A C E S									
		S   N   N   P									
		Welayita sodo	Bodite	Jinka	Dimeka	Masha	Tepi	Boniga	Chana	Arbam- minch	Sawla

P R I C E   I N   B I R R

**TRANSPORT AND COMMUNICATION**

**TRANSPORT**

Benzene.....	Lt	4.54	-	5.05	6.00	6.00	4.65	4.59	-	4.60	4.55
Motor Oil (Mobil).....	Lt	19.85	19.80	-	-	22.00	19.75	22.50	-	19.83	20.00
Car Washing and Greasing.....	No	35.00	-	30.00	-	-	-	-	-	27.50	-
Bus Fare (per km).....	Tarif	-	-	-	-	.19	.12	.10	-	.10	.11
Bus Fare (within Town) .....	Trip	-	-	-	-	-	-	-	-	.50	-
Taxi Fare .....	Trip	1.13	-	-	-	-	-	-	-	1.00	-
Air Plane (To Addis Ababa) .....	Trip	-	-	-	-	-	336.00	-	-	307.00	-
Animal Transport fare.....	Trip	-	-	-	-	19.67	-	-	-	-	-
Cart Fare.....	Trip	-	-	-	-	-	2.00	-	-	-	1.00
Train Fare .....	Trip	-	-	-	-	-	-	-	-	-	-
Service Charge (Motor oil change)...	Once	-	-	-	-	-	-	-	-	-	-

**COMMUNICATION**

Telephone Charge (with town).....	Period	-	-	.70	-	-	-	.20	-	-	-
Telephone Charge to Addis Ababa....	Period	2.70	2.60	3.65	3.60	3.25	2.75	2.70	2.75	-	2.70
Telephone Line Installation Charge..	Once	355.75	350.00	355.75	-	-	355.75	355.75	-	355.75	355.75

**ENTERTAINMENT AND EDUCATION**

**EQUIPMENT AND ACCESSORIES**

T.V. Set Philips 21 inch(Colored).....	No	3500.00	-	-	-	-	-	-	-	350.00	-
Cassette Recorded Original(Local Music)	No	10.00	12.00	12.00	12.50	10.00	10.00	10.00	12.00	8.67	5.20
Radio Set Philips 3 Band.....	No	150.00	160.00	165.00	-	150.00	150.00	150.00	140.00	-	150.00
Tape Recorder National (2 Speaker)....	No	200.00	-	280.00	-	-	223.33	253.33	250.00	263.33	230.00
Expense for Photograph(Passport size)4Pho		4.00	4.00	4.00	-	-	4.00	-	4.00	3.00	4.00

Table 8 : Average Retail Price of Goods and Services by Region and Selected Market Places - Group 8 Market Places (Cont'd)

February 2004  
Yekatit 1996

R E G I O N   A N D   M A R K E T   P L A C E S											
ITEM	UNIT	S   N   N   P									
		Welayita sodo	Bodite	Jinka	Dimeka	Masha	Tepi	Boniga	Chana	Arbam- minch	Sawla
P R I C E   I N   B I R R											
Newspaper (Addis Zemen)..... No	.60	-	-	-	-	-	.50	.55	-	-	-
Theater Entrance Fee ..... Once	-	-	-	-	-	-	-	-	-	-	-
<b>EDUCATION</b>											
Exercise Book (50 Leaves) Local..... No	1.80	1.80	2.00	2.33	2.00	2.00	1.85	2.00	2.00	-	
Pencil (China)..... No	.20	.25	.27	.30	.25	.25	.25	.25	.20	.20	
Ball Point-Bic England..... No	1.10	1.00	1.13	-	1.00	1.00	1.03	1.20	1.00	1.10	
Day School Fee-Public(Grade 7 & 8)..Month	-	-	-	-	-	-	-	-	-	-	
Day School Fee-Private(Grade 9-12)..Month	-	-	-	-	-	-	-	-	-	-	
Night School Fee-Government(Gr.9-12)Month	17.50	20.00	-	-	25.00	15.50	32.50	-	17.00	26.50	
School Uniform Fee ..... No	50.00	-	-	-	-	-	-	-	63.33	-	
Night School Fee-Private(Grade9-12)..Month	-	-	-	-	-	-	-	-	-	-	
<b>PERSONAL CARE AND EFFECTS</b>											
<b>PERSONAL CARE</b>											
Lux Toilet Soap..... 90gm	2.25	2.25	2.25	2.25	2.25	2.25	2.25	2.25	2.25	4.00	
Blade-TOPAZ..... No	.30	.25	.30	.30	.25	.25	.25	.25	.30	.27	
Hair Dressing (Traditional)..... No	-	2.67	3.00	-	2.33	2.33	-	2.00	-	-	
Hair Dressing (Modern)..... No	8.00	8.33	6.50	-	-	7.67	9.33	-	7.00	10.00	
Barbery (Mens Hair Cut)..... No	3.00	3.33	3.00	3.00	2.00	5.00	3.00	3.00	4.00	3.00	
Paraffin Hair Oil..... 330cc	7.00	8.00	8.80	9.00	8.00	8.00	8.00	8.33	8.00	8.17	
Zenith Hair Oil..... 330cc	7.00	6.60	8.80	9.00	8.00	7.67	8.17	8.33	7.00	8.00	
Shaving Machine (medium) ..... No	10.33	-	-	-	-	-	-	-	11.67	35.00	
Perfume ..... CC	22.33	21.33	37.50	36.50	26.00	23.33	32.50	24.00	23.67	28.00	
<b>PERSONAL EFFECTS</b>											
Umbrella-Men Medium (Local)..... No	20.00	-	-	-	15.00	19.33	18.33	20.67	-	17.00	

Table 8 : Average Retail Price of Goods and Services by Region and Selected Market Places - Group 8 Market Places (Cont'd)

February 2004  
Yekatit 1996

R E G I O N   A N D   M A R K E T   P L A C E S											
ITEM	UNIT	S   N   N   P									
		Welayita sodo	Bodite	Jinka	Dimeka	Masha	Tepi	Boniga	Chana	Arbam- minch	Sawla
		P R I C E   I N   B I R R									
Umbrella-Women Medium (Imported).....	No	20.00	-	19.33	20.00	15.00	18.67	19.33	23.33	20.00	18.67
Hand Bag (Imported Synthetic).....	No	48.33	-	50.00	-	-	-	-	-	75.00	30.00
Belt (Local) Machine Made.....	No	8.00	7.33	-	-	-	18.33	23.33	-	10.00	4.33
Belt (Local) Hand Made.....	No	4.67	-	-	-	-	-	-	-	-	-
<b>JEWELLERY</b>											
Seiko-21 Jewels Automatic (Men).....	No	-	-	-	-	-	-	-	-	-	-
Seiko-21 Jewels Automatic (Women).....	No	-	-	-	-	-	-	-	-	-	-
Earrings (4gm 18 carat Local).....	Pair	360.00	-	400.00	-	360.00	360.00	-	-	386.67	-
Neck Laces (6gm 21 carat Imported).....	No	600.00	-	720.00	-	-	720.00	-	-	690.00	-
Rings (4gm 18 carat Local).....	No	360.00	-	400.00	-	360.00	360.00	-	-	386.67	-
Bracelet 20gm (18 carat Local).....	No	2000.00	-	-	-	-	-	-	-	1933.33	-
<b>LIVESTOCK AND DRAUGHT ANIMALS</b>											
<b>LIVESTOCK</b>											
Sheep (10-15Kg).....	No	88.33	71.67	45.33	30.00	110.00	100.00	91.67	65.67	51.67	55.00
Goat (10-15Kg).....	No	78.33	61.67	40.00	47.33	70.00	75.00	80.00	45.00	58.33	40.00
Heifer (2-4 Years).....	No	300.00	250.00	483.33	-	400.00	416.67	366.67	320.00	-	373.33
Cow (4 Years and Above).....	No	493.33	700.00	510.00	-	726.67	733.33	553.33	673.33	-	620.00
Bull (2-4 Years).....	No	350.00	360.00	450.00	-	383.33	436.67	546.67	310.00	-	410.00
Ox (4 Years and Above).....	No	500.00	916.67	833.33	-	923.33	950.00	836.67	720.00	-	626.67
Hen (Indigenous).....	No	8.67	6.50	6.00	3.00	15.00	16.00	8.00	8.33	5.67	4.83
Cock (Indigenous).....	No	14.00	13.00	14.50	5.50	19.00	19.00	15.67	12.17	12.33	10.33
<b>DRAUGHT ANIMALS</b>											
Donkey.....	No	-	223.33	385.00	-	-	-	360.00	430.00	-	-
Horse.....	No	-	500.00	-	-	760.00	-	-	543.33	-	-

Table 8 : Average Retail Price of Goods and Services by Region and Selected Market Places - Group 8 Market Places (Cont'd)

February 2004  
Yekatit 1996

R E G I O N   A N D   M A R K E T   P L A C E S											
ITEM	UNIT	S   N   N   P									
		Welayita sodo	Bodite	Jinka	Dimeka	Masha	Tepi	Boniga	Chana	Arbam- minch	Sawla
P R I C E   I N   B I R R											
Mule.....	No	-	-	-	-	850.00	-	800.00	1005.00	-	550.00
<b>FARM EQUIPMENT (INDUSTRIAL PRODUCT)</b>											
Sickel.....	No	5.00	-	8.67	-	-	8.00	10.50	8.00	7.50	7.83
Pick Axe ('Doma').....	No	17.33	-	22.00	-	-	-	24.00	12.00	20.33	20.00
'Gejera'.....	No	20.00	-	20.00	-	-	20.00	22.50	20.00	20.00	-
<b>FARM EQUIPMENT (HAND MADE)</b>											
'Mofer'.....	No	-	-	-	-	-	-	-	2.00	-	-
'Kember'.....	No	-	-	-	-	-	-	-	-	-	-
'Digr'.....	No	-	-	-	-	-	-	-	2.00	-	-
Plough.....	No	10.00	3.83	12.50	-	10.00	10.67	9.67	9.00	-	10.00
Sickel.....	No	1.00	2.17	-	-	-	-	-	3.00	-	2.00
'Wegel'.....	No	2.00	3.00	5.00	-	3.00	4.67	4.67	3.67	-	3.00
'Erfe '.....	No	2.00	-	-	-	-	-	-	-	-	-
<b>MISCELLANEOUS GOODS AND SERVICES</b>											
Coffin (Medium Quality).....	No	100.00	-	-	-	-	-	160.00	-	110.00	-
Charge for Money order .....	Once	2.60	-	10.50	-	-	-	-	-	10.50	2.60
Charge for Visa (for person).....	No	-	-	-	-	-	-	-	-	-	-

# **Group 9**

## **Market Places**

**(Shewa Bench, MizanTeferi, Deri, Amaro Kelle, Soyama, Karat,  
Gidole, Waka, Beste Chere, Lasoka, and Amaya.)**




Table 9 : Average Retail Price of Goods and Services by Region and Selected Market Places - Group 9 Market Places

February 2004  
Yekatit 1996

ITEM	UNIT	R E G I O N   A N D   M A R K E T   P L A C E S											SNNPR AVERAGE
		S   N   N   P											
		Shewa- Bench	Mizan- Teferi	Deri	Amaro Kele	Soyama	Karat	Gidole	Waka	Beste- chere	Lasoka	Amaya	
P R I C E   I N   B I R R													
<b>CEREALS UNMILLED</b>													
'Teff' White .....	Kg	1.95	2.70	1.35	2.14	2.18	2.09	1.91	1.59	1.55	1.92	1.42	2.18
'Teff' Mixed.....	Kg	1.78	2.13	1.33	1.95	2.12	1.94	1.47	1.63	1.48	1.94	1.55	1.92
'Teff' Black (Red).....	Kg	1.74	1.78	1.27	1.69	1.99	-	-	1.58	-	1.89	1.40	1.75
Wheat White.....	Kg	-	2.47	1.16	1.29	1.26	1.36	-	-	1.45	1.97	1.36	1.56
Wheat Mixed.....	Kg	1.69	2.00	1.11	-	-	-	-	1.02	-	-	-	1.64
Wheat Black.....	Kg	-	1.60	1.19	1.10	1.36	1.06	-	-	-	1.92	1.19	1.48
Barley White.....	Kg	-	2.37	-	1.31	1.52	1.64	1.25	1.81	1.38	1.23	.99	1.57
Barley Mixed.....	Kg	1.05	2.00	1.50	1.32	-	-	1.23	1.75	1.63	-	1.04	1.40
Barley Black.....	Kg	-	1.47	1.53	1.40	-	1.18	1.39	-	1.64	1.19	1.23	1.46
Barley for Beer.....	Kg	-	-	-	-	-	-	-	-	-	-	-	1.63
Maize.....	Kg	.62	.68	1.00	.72	.84	-	.91	.52	.60	.45	.53	.82
Durrah.....	Kg	-	-	-	-	1.13	.93	-	-	-	-	-	1.01
Sorghum Yellow.....	Kg	-	-	-	-	-	1.33	1.19	-	-	-	-	1.25
Sorghum White.....	Kg	-	.87	-	-	1.27	1.05	.93	-	.70	.47	.46	1.03
Sorghum Red.....	Kg	.66	.80	.60	.81	1.28	.82	-	.53	.46	.38	.39	.93
African Millet.....	Kg	-	1.20	-	-	-	1.36	-	-	-	-	-	1.57
Rice.....	Kg	5.50	5.00	-	4.83	-	5.00	-	-	-	5.88	-	4.95
Oats.....	Kg	-	-	1.92	-	-	-	-	-	4.00	-	1.33	2.44
Hulled Barley.....	Kg	-	-	-	-	-	1.67	3.13	-	-	-	-	2.14
<b>CEREALS MILLED</b>													
'Teff' White.....	Kg	-	-	-	-	-	-	-	-	-	-	-	2.75
'Teff' Mixed.....	Kg	-	-	-	-	-	-	-	-	-	-	-	2.52
'Teff' Black (Red).....	Kg	-	-	-	-	-	-	-	-	-	-	-	2.20
Wheat White.....	Kg	-	-	-	-	-	-	-	-	-	-	-	2.22
Wheat Mixed.....	Kg	-	-	-	-	-	-	-	-	-	-	-	3.17
Barley White.....	Kg	-	-	-	-	-	-	-	-	-	-	-	2.46

Table 9 : Average Retail Price of Goods and Services by Region and Selected Market Places - Group 9 Market Places (Cont'd)

February 2004  
Yekatit 1996

ITEM	UNIT	R E G I O N   A N D   M A R K E T   P L A C E S											SNNPR AVERAGE	
		S   N   N   P												
		Shewa- Bench	Mizan- Teferi	Deri	Amaro Kele	Soyama	Karat	Gidole	Waka	Beste- chere	Lasoka	Amaya		
P R I C E   I N   B I R R														
Barley Mixed.....	Kg	-	-	-	-	-	-	-	-	-	-	-	-	2.86
Maize.....	Kg	-	-	1.22	-	-	-	-	-	1.15	-	-	-	1.29
Oats.....	Kg	-	5.33	-	-	-	5.00	-	-	5.00	-	-	-	4.74
Sorghum.....	Kg	-	-	-	1.50	-	-	-	-	-	-	-	-	1.50
Durrah.....	Kg	-	-	-	-	.23	-	-	-	-	-	-	-	.23
'Furno Duket' Locally Processed..	Kg	3.50	3.67	3.75	3.17	4.00	3.83	4.00	3.50	-	4.00	4.00	-	3.42
<b>PULSES UNMILLED</b>														
Horse Beans.....	Kg	1.60	1.60	1.35	1.53	-	2.33	2.31	1.36	1.38	1.85	1.23	-	1.71
Peas White.....	Kg	1.84	1.90	-	-	2.58	-	2.40	-	-	2.16	-	-	2.23
Peas Black.....	Kg	-	1.80	-	-	-	-	-	-	-	-	-	-	1.86
Peas Mixed.....	Kg	1.58	1.72	1.59	1.53	-	2.28	-	1.57	1.67	2.35	1.61	-	1.95
Soya Beans.....	Kg	-	-	-	-	-	-	-	-	-	-	-	-	5.13
Chick Peas.....	Kg	4.00	3.00	2.67	2.42	1.64	1.94	1.78	2.50	-	2.83	3.50	-	2.39
Lentils.....	Kg	4.17	4.00	2.92	2.25	2.92	3.20	4.05	3.00	2.26	-	-	-	3.74
Haricot Beans.....	Kg	-	1.00	-	1.25	-	-	1.56	-	-	-	-	-	1.66
Lima Beans.....	Kg	.88	.80	-	-	1.68	1.61	1.62	-	.99	1.48	-	-	1.36
Vetch.....	Kg	-	-	-	-	-	-	-	-	-	-	-	-	1.87
Fenugreek.....	Kg	4.00	4.00	5.24	4.33	5.88	5.33	3.95	7.22	4.85	3.17	6.16	-	3.98
<b>PULSES MILLED OR SPLIT</b>														
Horse Beans Milled.....	Kg	-	4.33	-	4.00	-	-	-	2.58	3.07	-	3.38	-	3.66
Peas Milled.....	Kg	5.00	6.00	-	5.00	-	5.67	-	2.50	4.00	7.00	-	-	4.58
Chick Peas Milled.....	Kg	-	-	-	-	-	-	-	-	-	-	-	-	4.25
Mixed Pulses Milled.....	Kg	3.83	4.25	4.00	4.83	-	-	-	2.58	-	-	-	-	3.97
Vetch Milled.....	Kg	-	-	-	-	-	-	-	-	-	-	-	-	3.33
Peas Split.....	Kg	4.33	4.00	-	4.00	4.00	5.00	-	4.00	-	-	-	-	4.35
Peas Split(Roasted).....	Kg	-	-	-	-	-	-	-	-	-	-	-	-	4.03

Table 9 : Average Retail Price of Goods and Services by Region and Selected Market Places - Group 9 Market Places (Cont'd)

February 2004  
Yekatit 1996

ITEM	UNIT	R E G I O N   A N D   M A R K E T   P L A C E S											SNNPR AVERAGE	
		S   N   N   P												
		Shewa- Bench	Mizan- Teferi	Deri	Amaro Kele	Soyama	Karat	Gidole	Waka	Beste- chere	Lasoka	Amaya		
P R I C E   I N   B I R R														
Horse Beans Split(Roasted).....	Kg	-	-	-	-	-	-	-	-	-	-	-	-	3.65
Lentils Split.....	Kg	5.67	5.50	5.00	5.00	5.50	5.50	-	5.75	5.67	5.33	5.00	-	5.35
Vetch Split(Roasted).....	Kg	-	-	-	-	-	-	-	-	-	-	-	-	3.45
Chick Peas Split(Roasted).....	Kg	-	-	-	-	-	-	-	-	-	-	-	-	-
Fenugreek Milled.....	Kg	7.67	10.00	8.00	10.00	12.00	8.00	8.00	10.00	10.00	10.00	-	-	8.62
<b>OIL SEEDS</b>														
Niger Seed.....	Kg	-	5.50	-	3.50	-	-	-	-	-	-	-	-	4.69
Linseed White.....	Kg	-	-	-	-	-	-	3.11	-	-	-	-	-	4.05
Linseed Black.....	Kg	-	3.83	4.45	4.00	6.67	3.85	2.54	5.36	6.00	3.87	-	-	4.15
Sesame Seed.....	Kg	-	5.00	-	-	-	4.00	2.29	-	-	4.11	-	-	4.55
Sunflower.....	Kg	-	3.50	-	3.00	-	1.09	2.29	-	-	1.20	-	-	2.84
Castor Beans.....	Kg	-	-	-	-	1.67	-	-	-	-	-	-	-	3.13
Rape Seed.....	Kg	-	3.83	3.25	3.33	3.33	2.50	3.79	-	-	-	7.12	-	3.51
Ground Nut Shelled.....	Kg	8.00	5.00	-	-	-	-	-	5.00	4.66	-	-	-	5.26
<b>PREPARED CEREAL PRODUCTS</b>														
Spaghetti (Local) Without Egg....	Kg	6.00	5.33	6.67	7.67	7.83	8.00	5.00	7.00	8.00	7.83	8.00	-	6.54
Pastini.....	Kg	7.33	10.00	-	-	-	10.00	-	-	-	-	-	-	8.46
Macaroni (Local) Without Egg.....	Kg	6.00	5.50	5.67	5.17	5.00	5.50	5.00	5.75	6.00	6.00	5.83	-	5.38
'Fafa' Flour.....	kg	-	-	-	12.00	-	10.00	-	-	-	-	-	-	9.44
'Dube' Flour.....	kg	-	-	-	-	-	6.00	-	4.00	-	-	-	-	5.26
<b>BREAD AND OTHER PREPARED FOODS</b>														
'Enjera' ('Teff' Mixed).....	325gm	-	.55	.31	.56	.89	.62	.46	.38	.34	.42	.25	-	.50
'Dabo' (Traditional Ambasha)..	350gm	-	.74	-	.60	.27	.56	-	.58	-	-	-	-	.60
'Dabo' (Traditional Sheleto)..	350gm	-	-	.39	-	.26	-	-	-	-	-	-	-	.43

Table 9 : Average Retail Price of Goods and Services by Region and Selected Market Places - Group 9 Market Places (Cont'd)

February 2004  
Yekatit 1996

ITEM	UNIT	R E G I O N A N D M A R K E T P L A C E S											SNNPR AVERAGE
		S N N P											
		Shewa- Bench	Mizan- Teferi	Deri	Amaro Kele	Soyama	Karat	Gidole	Waka	Beste- chere	Lasoka	Amaya	
P R I C E I N B I R R													
Bread Wheat (Bakery).....	350gm	1.26	1.16	1.09	1.20	1.12	1.05	1.10	1.38	1.00	1.07	2.13	1.05
Biscuits .....	150gm	2.73	2.73	1.88	2.73	2.73	2.73	3.07	-	2.30	3.32	3.14	2.56
<b>MEAT</b>													
Beef .....	Kg	-	12.00	12.00	8.01	14.00	7.68	14.00	12.00	15.00	10.14	10.00	13.45
Camel Meat .....	Kg	-	-	-	-	-	-	-	-	-	-	-	-
<b>FISH AND FISH PRODUCTS</b>													
Fish Fresh.....	Kg	-	-	-	-	-	-	3.38	-	-	-	-	5.16
Sardines (Imported).....	125gm	-	-	-	-	-	7.00	-	-	-	-	-	6.67
<b>DIARY PRODUCTS AND EGG</b>													
Cow Milk (Unpasteurized).....	Lt	-	2.00	-	2.97	2.44	3.03	3.33	1.67	-	1.52	-	2.63
Cow Milk (pasteurized).....	Lt	-	-	-	-	-	-	-	-	-	-	-	5.00
Camel Milk.....	Lt	-	-	-	-	-	-	-	-	-	-	-	-
Goat Milk.....	Lt	-	-	-	-	-	-	-	-	-	-	-	-
Powdered Milk (Edget).....	450gm	-	-	-	30.38	-	-	-	-	-	-	-	26.69
Yoghurt (Traditional).....	Lt	-	3.05	-	-	-	4.55	4.63	3.33	-	3.37	-	4.07
Cheese Cottage.....	Kg	2.26	3.60	2.51	-	-	-	-	3.62	1.56	2.16	2.19	4.10
Egg (Traditional).....	Dozen	3.00	4.00	3.14	3.00	3.00	3.43	3.60	3.00	2.49	3.81	3.81	3.76
<b>OILS AND FATS</b>													
Butter Unrefined.....	Kg	18.29	23.67	29.03	24.77	19.49	26.67	23.45	21.00	21.67	23.91	18.95	23.11
Cooking Oil (Imported).....	Lt	14.44	13.19	-	11.56	13.00	11.56	13.00	15.00	13.25	14.00	14.00	12.92
Cooking Oil (Local).....	Lt	12.17	11.83	12.33	12.33	-	-	-	12.22	12.17	-	12.00	11.66

Table 9 : Average Retail Price of Goods and Services by Region and Selected Market Places - Group 9 Market Places (Cont'd)

February 2004  
Yekatit 1996

ITEM	UNIT	R E G I O N   A N D   M A R K E T   P L A C E S											SNNPR AVERAGE
		S   N   N   P											
		Shewa- Bench	Mizan- Teferi	Deri	Amaro Kele	Soyama	Karat	Gidole	Waka	Beste- chere	Lasoka	Amaya	
P R I C E   I N   B I R R													
<b>VEGETABLES AND FRUITS</b>													
<b>VEGETABLES (FRESH)</b>													
Ethiopian Kale.....	Kg	.24	.22	.10	.32	.52	.37	.31	.20	.52	.16	.38	.42
Cabbage.....	Kg	-	-	-	-	-	.49	.61	-	-	-	.51	.73
Lettuce.....	Kg	-	-	-	-	-	-	-	-	-	-	-	1.31
Spinach.....	Kg	-	-	-	-	-	-	-	-	-	-	-	.79
Carrot.....	Kg	-	2.06	-	-	-	1.39	.98	-	-	-	-	1.21
Tomatoes.....	Kg	-	1.27	-	.51	.95	1.42	.64	1.95	-	1.12	1.35	1.54
Onions.....	Kg	3.77	4.37	5.38	1.56	2.32	2.92	2.02	4.49	4.17	1.93	5.90	3.44
Garlics.....	Kg	6.41	7.17	8.67	4.77	2.83	6.41	2.52	10.07	9.70	11.80	-	6.69
Leaks.....	Kg	-	3.34	-	-	-	-	-	-	-	-	-	2.90
Pepper Green.....	Kg	1.26	1.77	3.33	1.59	.97	-	2.61	3.05	3.54	1.45	1.01	2.32
Pumpkin.....	Kg	.17	-	.23	.20	.23	-	-	.26	.19	.16	-	.28
Green Peas.....	Kg	-	-	-	-	-	-	-	-	-	-	-	-
Beet Root.....	Kg	-	1.20	.54	-	-	1.04	1.00	1.23	-	-	-	.94
Cauliflower.....	Kg	-	-	-	-	-	-	-	-	-	-	-	-
<b>FRUITS FRESH</b>													
Banana.....	Kg	.71	.48	1.38	.41	1.22	.96	.89	.59	.69	.33	.65	.97
Orange.....	Kg	.46	-	.61	1.34	.68	-	-	1.00	-	-	.81	1.81
Lemon.....	Kg	-	3.10	2.26	.36	.75	.49	.58	5.00	1.09	.51	-	1.83
Tangerine.....	Kg	-	-	-	-	-	-	-	-	-	-	-	-
Papaya.....	Kg	.30	.33	-	.28	.54	.41	.45	.27	.20	.14	.39	.56
Grapes.....	Kg	-	-	-	-	-	-	-	-	-	-	-	-
Avocado.....	Kg	-	-	-	1.61	1.87	2.09	-	-	-	1.10	-	1.70
Mango.....	Kg	1.31	.78	-	1.01	1.92	1.06	1.55	1.91	-	.90	-	1.54
Cactus.....	Kg	-	-	-	-	-	-	-	-	-	-	-	-

Table 9 : Average Retail Price of Goods and Services by Region and Selected Market Places - Group 9 Market Places (Cont'd)

February 2004  
Yekatit 1996

ITEM	UNIT	R E G I O N   A N D   M A R K E T   P L A C E S										SNNPR AVERAGE
		Shewa- Bench	Mizan- Teferi	Deri	Amaro Kele	Soyama	Karat	Gidole	Waka	Beste- chere	Lasoka	

P R I C E   I N   B I R R

**SPICES**

Pepper Whole.....	Kg	-	6.83	-	-	-	-	-	-	-	-	8.33	6.94
Black Pepper(Local).....	Kg	-	-	-	-	-	-	-	-	-	-	-	10.43
Long Pepper(Local).....	Kg	-	-	-	-	14.29	-	-	6.13	-	25.00	-	10.09
White Cumin(Bishop's Weed)Local..	Kg	3.00	3.83	3.17	4.83	7.00	4.50	4.83	12.22	5.67	4.00	19.76	5.54
Black Cumin(Local).....	Kg	5.00	5.33	5.33	5.00	12.50	5.00	7.67	12.70	6.02	4.50	9.81	5.87
Ginger Dry(Local).....	Kg	-	-	-	-	-	-	-	-	-	-	-	4.82
Ginger Wet(Local).....	Kg	1.13	-	-	1.25	1.75	1.99	1.77	1.55	1.28	.54	1.41	1.57
Cloves(Imported).....	Kg	40.00	43.33	-	-	-	-	-	-	-	60.00	-	51.51
Cinnamon(Imported).....	Kg	-	20.67	-	-	-	-	-	-	-	-	-	23.48
Cardamon(Local).....	Kg	-	8.00	-	23.33	-	15.00	-	11.67	7.83	5.17	10.21	10.76
Tumeric Flour(Local).....	Kg	3.33	3.00	3.00	3.67	5.00	5.00	5.00	9.44	4.85	4.00	10.07	4.23
Chillies Whole.....	Kg	-	4.29	-	3.63	-	5.00	-	-	-	3.67	-	6.02
Basil Dry.....	Kg	-	-	-	-	3.33	3.05	-	-	-	-	-	6.61

**POTATOES, OTHER TUBERS AND STEMS**

Potato.....	Kg	3.04	1.05	-	1.38	1.04	1.16	1.06	1.61	.56	.82	.98	1.10
Sweet Potato.....	Kg	-	.31	.27	.32	.62	.51	.84	.45	.43	.17	.36	.40
'Kocho' (Unprocessed).....	Kg	-	.44	-	1.02	.53	-	.47	.26	.58	.15	.46	.83
'Bula'.....	Kg	-	3.01	-	1.61	1.39	2.44	.70	-	-	.77	-	2.03

**COFFEE, TEA, CHAT AND BUCK-THORN LEAVES**

Tea Leaves(Local).....	100gm	2.00	2.00	2.00	2.00	2.00	2.00	2.00	2.00	2.00	2.00	2.00	1.99
Coffee Whole.....	Kg	-	3.00	4.25	2.38	4.29	2.38	1.19	-	-	2.23	-	3.18
Coffee Beans.....	Kg	-	6.00	8.33	7.38	9.00	7.23	9.33	10.56	7.23	7.67	7.01	8.02
Coffee Leaves.....	Kg	.50	-	-	-	-	1.02	1.26	-	-	-	-	.90
Buck Thorn Leaves.....	Kg	2.89	3.05	-	1.73	2.50	1.43	-	-	-	-	-	3.05

Table 9 : Average Retail Price of Goods and Services by Region and Selected Market Places - Group 9 Market Places (Cont'd)

February 2004  
Yekatit 1996

ITEM	UNIT	R E G I O N   A N D   M A R K E T   P L A C E S											SNNPR AVERAGE
		S   N   N   P											
		Shewa- Bench	Mizan- Teferi	Deri	Amaro Kele	Soyama	Karat	Gidole	Waka	Beste- chere	Lascka	Amaya	
P R I C E   I N   B I R R													
'Chat'.....	Kg	2.14	4.37	2.05	.57	3.53	3.00	3.13	-	-	3.76	3.92	4.99
Malt-Barley.....	Kg	-	2.97	4.09	-	1.98	-	-	-	1.13	-	-	2.80
Malt-Wheat.....	Kg	-	3.13	-	-	-	-	-	-	-	-	-	2.60
<b>OTHER FOOD ITEMS</b>													
Salt.....	Kg	2.00	1.50	1.42	2.00	2.50	2.00	2.00	1.72	.86	1.50	1.42	1.57
Sugar.....	Kg	6.00	6.00	5.67	5.42	-	6.00	6.00	6.00	6.00	6.00	6.00	5.72
Honey.....	Kg	-	-	-	-	9.41	-	-	9.00	8.02	-	9.00	11.84
Canned Tomato (Local).....	410gm	-	6.00	-	-	-	7.33	-	-	-	-	-	6.51
<b>FOOD TAKEN AWAY FROM HOME</b>													
Cup of Tea.....	No	.25	.40	.25	.30	.25	.50	.40	.35	.30	.23	.30	.38
Cup of Coffee.....	No	.40	.60	-	.53	.50	.80	.50	.50	.30	.50	.50	.65
Cup of Milk.....	No	-	.75	-	-	-	1.00	1.00	-	-	-	-	.89
'Key Wot Yebere'.....	One Meal	-	-	-	-	-	4.00	3.00	4.00	-	-	-	4.64
'Key Wot Yebeg/Yefyel'.....	One Meal	3.33	5.00	-	5.00	-	4.00	3.00	5.00	-	4.00	4.00	4.72
<b>COST OF MILLING</b>													
Cereals.....	100Kg	15.00	10.00	10.00	15.00	15.79	13.33	13.33	20.00	20.00	20.00	15.00	14.06
Pulses.....	100Kg	13.33	11.67	10.00	15.00	15.63	10.00	11.67	20.00	20.00	15.00	15.00	14.21
Pepper Whole.....	100Kg	-	75.00	-	-	-	-	-	-	-	-	-	82.86
<b>BEVERAGES - NON ALCOHOLIC</b>													
Ambo Mineral Water.....	500cc	2.50	2.50	2.00	2.00	2.00	2.33	2.00	2.00	2.00	2.50	2.50	2.14
Bure Mineral Water.....	500cc	-	-	-	-	-	-	-	-	-	-	-	-
Coca Cola/Fanta.....	300cc	-	2.00	2.00	2.00	-	2.00	3.00	2.00	2.00	2.50	-	2.13

Table 9 : Average Retail Price of Goods and Services by Region and Selected Market Places - Group 9 Market Places (Cont'd)

February 2004  
Yekatit 1996

R E G I O N   A N D   M A R K E T   P L A C E S													
ITEM	UNIT	S   N   N   P											SNNPR AVERAGE
		Shewa- Bench	Mizan- Teferi	Deri	Amaro Kele	Soyama	Karat	Gidole	Waka	Beste- chere	Lasoka	Amaya	
P R I C E   I N   B I R R													
Pepsi Cola/Mirinda.....	300cc	2.50	2.00	2.00	2.00	2.00	2.00	3.00	2.00	2.00	2.50	2.50	2.11
<b>BEVERAGES - ALCOHOLIC</b>													
Araki (Local).....	900cc	24.33	20.00	-	25.00	30.00	25.95	28.31	23.67	23.26	31.35	25.28	24.97
Cognac (Local).....	900cc	-	-	-	-	-	-	-	-	-	-	-	20.73
Brandy (Local).....	900cc	-	-	-	-	-	-	28.31	-	-	-	-	22.51
Gin (Local).....	900cc	24.33	20.00	-	25.00	-	25.95	28.31	23.67	-	-	25.28	24.86
Saris Wine (Normal).....	750cc	-	6.67	-	5.83	-	6.67	-	-	-	-	-	7.24
'Katikalla'.....	Lt	3.33	3.33	4.55	2.78	2.65	4.17	4.76	4.44	5.81	4.63	7.87	5.08
Beer (Bedele).....	330cc	3.00	3.00	3.00	3.00	-	3.00	3.00	3.00	3.00	-	3.17	3.05
Beer (Harar).....	330cc	-	-	-	3.00	-	3.00	3.00	3.00	3.00	3.25	3.17	3.08
Beer (Meta Abo).....	330cc	-	3.50	-	3.00	-	3.00	-	-	-	-	-	3.09
'Tella'.....	Lt	.56	1.11	.60	1.19	.59	.83	.78	.56	-	.66	.79	.75
'Tej' (Mead).....	Lt	2.22	2.22	2.00	1.33	2.00	2.20	2.80	1.11	1.12	3.33	2.25	2.09
<b>CIGARETTES AND TOBACCO</b>													
<b>CIGARETTES</b>													
Nyala.....	Packet	4.00	4.00	4.00	4.00	4.00	4.00	4.00	4.00	4.00	4.00	4.00	4.00
Gissila.....	Packet	2.00	1.67	1.08	1.50	-	-	-	2.00	1.33	2.00	2.00	1.68
Rothmans.....	Packet	10.00	8.00	-	8.67	10.00	9.00	10.00	-	-	10.00	-	9.22
<b>TOBACCO</b>													
'Gaya'.....	Kg	3.28	9.39	7.42	-	10.00	-	4.19	6.67	5.24	3.29	7.80	6.82
<b>CLOTHING AND FOOT WEAR</b>													

Table 9 : Average Retail Price of Goods and Services by Region and Selected Market Places - Group 9 Market Places (Cont'd)

February 2004  
Yekatit 1996

ITEM	UNIT	R E G I O N   A N D   M A R K E T   P L A C E S											SNNPR AVERAGE
		S   N   N   P											
		Shewa- Bench	Mizan- Teferi	Deri	Amaro Kele	Soyama	Karat	Gidole	Waka	Beste- chere	Lasoka	Amaya	
P R I C E   I N   B I R R													
<b>CLOTHING</b>													
Abujudid(Akaki/Bahir Dar)91cm. Meter	-	5.00	-	-	-	-	-	-	6.00	-	-	-	4.35
Abujudid(Komb./Arba Min.)150cm Meter	-	7.00	4.00	6.50	-	6.00	-	6.00	-	7.00	7.00	-	6.11
Khaki(S-10,000 Twil)110cm..... Meter	-	-	-	-	-	-	-	-	-	-	-	-	10.75
Khaki(Akaki)91cm..... Meter	-	-	-	-	-	-	-	-	-	-	-	-	6.25
Wool-England 100%..... Meter	-	-	-	-	-	-	-	-	-	-	-	-	-
Tetron(Arba Minch)..... Meter	-	-	-	-	-	-	19.00	-	-	-	-	-	16.50
Poplin(Dire Dawa)105cm..... Meter	-	7.00	-	-	-	-	-	-	-	-	-	-	6.95
Poplin(Komb./Arba Minch)150cm. Meter	12.67	12.00	-	11.50	-	12.00	-	12.50	10.00	-	-	-	11.07
Nylon(Mojo)..... Meter	8.00	11.33	7.00	-	-	11.00	-	-	11.00	5.73	-	-	9.47
Polyster(Arba Minch/Awasa).... Meter	-	-	-	-	-	-	-	22.00	-	-	-	-	16.50
Jersi..... Meter	-	-	10.00	-	-	-	-	-	-	-	-	-	10.88
Cotton..... Kg	-	-	-	2.07	-	1.06	1.74	-	-	4.24	-	-	4.56
Hisufi .....Meter	-	-	-	-	-	-	29.00	23.00	-	-	-	-	24.57
Kefay ..... Meter	-	-	-	-	-	16.50	24.00	19.00	-	-	-	-	19.30
<b>COST OF TAILORING</b>													
Woolen Suit (Men)..... No	-	-	-	-	-	-	-	300.00	-	-	-	-	273.42
Khaki Suit (Men)..... No	40.00	26.67	32.50	-	-	31.67	40.00	-	-	-	-	-	44.10
Khaki Suit (Boys)..... No	40.00	23.33	27.50	-	-	19.33	20.00	-	-	-	-	-	26.40
Tateron Suit (Men) ..... No	-	26.67	32.50	-	-	31.67	40.00	66.67	-	60.00	-	-	47.26
Tateron Suit (Boys) ..... No	-	21.67	27.50	-	-	19.33	20.00	38.33	-	30.00	-	-	26.92
<b>READY-MADE / FOR ADULTS</b>													
'Netela'..... No	-	-	20.00	19.67	-	19.33	13.33	-	-	15.00	11.00	-	23.35
'Gabi'..... No	-	70.00	40.00	46.33	-	41.67	41.33	-	-	48.33	-	-	60.65

Table 9 : Average Retail Price of Goods and Services by Region and Selected Market Places - Group 9 Market Places (Cont'd)

February 2004  
Yekatit 1996

ITEM	UNIT	R E G I O N   A N D   M A R K E T   P L A C E S											SNNPR AVERAGE	
		S   N   N   P												
		Shewa- Bench	Mizan- Teferi	Deri	Amaro Kele	Soyama	Karat	Gidole	Waka	Beste- chere	Lasoka	Amaya		
P R I C E   I N   B I R R														
Shirts Long Sleeved (Local).....	No	-	-	21.33	-	-	-	-	-	-	-	-	-	29.73
Shirts Short Sleeved (Local).....	No	-	-	-	-	-	-	-	-	-	-	-	-	29.50
Shirts Long Sleeved (Imported)...	No	57.50	48.33	-	38.50	35.00	45.00	51.67	48.33	46.00	42.50	50.00	-	47.05
Shirts Short Sleeved (Imported)..	No	53.33	45.00	-	-	-	43.33	47.50	51.67	36.00	47.50	-	-	44.65
Socks (Cotton) Imported.....	Pair	6.00	7.67	-	4.33	-	4.33	6.00	5.33	4.33	6.00	5.00	-	5.82
Sweater (Local) Men.....	No	-	-	-	-	-	-	-	-	-	-	-	-	38.46
Sweater (Local) Women.....	No	-	-	-	-	-	-	-	-	-	-	-	-	33.06
Shash (Imported).....	No	-	9.00	7.50	8.00	7.00	7.00	11.33	20.00	9.50	9.33	-	-	10.25
Singlets (Local) White.....	No	-	10.00	9.67	-	-	10.00	-	11.00	11.67	13.33	9.00	-	10.45
Jeans Trouser.....	No	91.67	70.00	-	61.67	80.00	83.33	96.67	86.67	76.67	95.00	-	-	79.54
Woolen Suit.....	No	-	-	-	-	-	-	-	-	-	-	-	-	80.00
'Kemisna Netela'.....	No	100.00	105.00	-	77.50	-	-	-	180.00	87.50	55.00	50.00	-	118.30
Sweater-Men (Imported).....	No	93.33	98.33	-	-	-	100.00	-	115.00	-	-	-	-	94.82
Sweater-Women (Imported).....	No	80.00	47.50	-	-	-	58.33	-	-	-	51.67	-	-	63.33
Nylon Dress.....	No	26.67	80.00	-	-	-	-	-	-	-	-	-	-	37.38
Tetron Trouser.....	No	-	57.50	-	-	-	-	-	-	-	-	-	-	55.00
Leather Jacket.....	No	-	-	-	-	-	-	-	-	-	-	-	-	500.00
Under Wear China.....	No	12.00	12.33	12.00	12.00	-	12.67	-	11.67	11.67	12.00	-	-	12.79
Deriya .....	NO	-	-	12.33	14.00	13.83	9.34	-	-	-	15.00	-	-	10.80
Polyester Suit.....	No	-	-	-	-	85.00	-	-	-	-	-	-	-	85.00
Khaki Short .....	No	-	-	-	-	-	-	16.67	-	-	-	-	-	14.80
T-Shirts .....	No	26.67	41.67	22.33	21.33	25.00	23.33	38.33	29.33	25.67	29.33	-	-	28.63
Jogging Suit(sport tuta) .....	No	86.67	68.33	62.50	68.33	-	70.00	-	106.67	72.50	81.67	28.00	-	78.33
Khaki Jacket .....	No	-	-	-	-	85.00	96.67	96.67	-	-	-	-	-	98.29
Geldem .....	No	-	-	-	-	-	14.67	-	-	-	17.67	-	-	15.55

Table 9 : Average Retail Price of Goods and Services by Region and Selected Market Places - Group 9 Market Places (Cont'd)

February 2004  
Yekatit 1996

ITEM	UNIT	R E G I O N   A N D   M A R K E T   P L A C E S										SNNPR AVERAGE
		S   N   N   P										
		Shewa- Bench	Mizan- Teferi	Deri	Amaro Kele	Soyama	Karat	Gidole	Waka	Beste- chere	Lasoka	

P R I C E   I N   B I R R

**READY-MADE / FOR CHILDREN**

Sweater (Local) for Boys..... No	-	20.00	-	-	-	-	-	-	-	-	-	-	14.12
Socks (Imported) Cotton..... Pair	3.00	3.67	-	2.10	-	3.00	4.00	-	-	4.00	2.00	-	3.70
Jeans Trouser..... No	-	-	-	-	-	40.00	-	-	-	-	-	-	51.79
Shirt Long Sleeved(Imported)Boys. No	20.00	21.67	-	-	-	20.00	-	20.00	-	-	-	-	24.40
Sweater (England) for Girls..... No	-	28.50	-	-	-	-	-	-	-	-	-	-	30.40
Short for Boys..... No	-	-	-	-	-	-	-	-	-	-	-	-	9.50
Kemise(for childrenen) ..... No	50.00	46.67	-	35.00	-	30.00	-	43.33	-	48.33	-	-	52.02

**FOOTWEAR (MEN AND WOMEN)**

Anbessa Leather Shoes Men(Local)Pair	83.33	83.33	70.00	100.00	100.00	51.67	113.33	48.33	45.50	95.00	-	-	88.99
Leather Shoes Men (Croft)..... Pair	100.00	81.67	-	90.00	110.00	96.67	-	116.67	111.67	90.00	-	-	108.57
Walking Shoes(imp.) Non-Leather Pair	-	-	-	65.00	-	85.00	83.33	37.00	-	82.50	-	-	81.83
Canvas Shoes (Local) Men..... Pair	-	20.00	22.00	22.00	-	-	-	-	-	29.33	-	-	24.09
Canvas Shoes (China) Men..... Pair	-	30.00	-	-	-	23.00	-	-	-	26.67	-	-	26.98
Plastic Shoes (Local) Women.... Pair	7.00	7.00	6.33	6.83	-	7.67	7.00	7.83	7.67	7.67	7.00	-	8.21
Slippers Sponge Adult (China).. Pair	8.00	8.00	-	6.83	-	7.00	6.67	7.00	-	-	-	-	6.79
Boots for Men Plastic (Local).. Pair	41.67	45.00	-	-	-	-	-	-	-	48.33	40.00	-	41.29
Sendel Plastic Shoes (imp.).... Pair	-	-	-	-	-	-	-	-	-	-	-	-	14.70
Cost of Mending Shoes sole(Men).Pair	-	25.00	-	-	-	25.00	17.50	-	-	-	-	-	20.29

Table 9 : Average Retail Price of Goods and Services by Region and Selected Market Places - Group 9 Market Places (Cont'd)

February 2004  
Yekatit 1996

ITEM	UNIT	R E G I O N   A N D   M A R K E T   P L A C E S										SNNPR AVERAGE	
		S	N	N	P								
		Shewa-Bench	Mizan-Teferi	Deri	Amaro Kele	Soyama	Karate	Gidola	Waka	Besitechere	Lasoka	Amaya	

PRICE IN B I R R

**CONSTRUCTION MATERIALS, WATER, AND FUEL AND POWER**

**CONSTRUCTION MATERIALS**

Cement/Bag/(Local).....	50Kg	-	44.00	-	40.00	-	41.75	45.00	-	-	-	-	39.42
Lime.....	Kg	-	1.17	-	-	-	-	-	-	-	-	-	1.21
Nail (7cm - 12cm).....	Kg	7.67	8.00	8.33	7.33	7.00	8.00	7.00	8.00	8.00	8.00	8.00	7.59
Nail With Cape.....	Kg	12.00	11.67	11.33	10.67	12.00	11.67	11.67	-	12.00	12.00	12.00	10.98
Corrugated Iron Sheet (.2mm).....	No	-	-	-	-	-	-	-	-	-	31.50	-	30.81
Wood for House Construction('Atana')..	No	-	2.17	-	-	-	-	-	-	-	-	-	4.04
Wall Paints-Super (Fluid) Normal.....	4Kg	-	56.00	-	-	-	60.00	-	-	-	-	-	55.70
Wall Paints-Super (Fluid) Plastic....	4Kg	-	90.00	-	55.67	-	-	-	-	-	-	-	81.29
Coarse Aggregate Gravel.....	Meter Cube	-	-	-	-	-	-	-	-	-	-	-	38.40
Hollow Concrete Block(20x20x40 cm Cube)No		-	-	-	-	-	2.50	-	-	-	-	-	2.46
Bricks (25cm x 12cm x 6cm).....	No	-	-	-	-	-	-	-	-	-	-	-	2.00
Floor Board 4m Length.....	No	-	-	-	-	21.67	-	-	-	-	-	-	18.38
Iron Pipe 6mt. (1/2 inch Wide) Local..	No	-	66.50	-	42.00	-	-	-	-	-	-	-	54.82
Chipwood (125cm x 250cm x 8mm).....	No	-	82.50	-	-	-	-	-	-	-	-	-	82.78
Sand.....	Meter Cube	-	-	-	-	-	-	-	-	-	-	-	48.97
Gutter N# 32.....	Meter	-	30.00	-	-	-	-	-	-	-	-	-	23.94
Window Glass (50cm x 50cm x 3mm).....	No	-	16.25	-	-	-	-	-	-	-	-	-	19.62
Water Tanker (1meter cube).....	No	-	-	-	-	-	-	-	-	-	-	-	650.00
Stone for House Construction..	Meter Cube	-	-	-	-	-	-	-	-	-	10.00	-	23.75
Mega Paints.....	4Kg	-	56.00	-	100.00	-	-	-	-	-	-	-	58.49
Tseday Paints.....	4Kg	-	-	-	-	-	-	-	-	-	-	-	85.00
"Yewellel Nitaf"(Tile).....	No	-	-	-	-	-	-	-	-	-	-	-	1.12

**WATER**

Water.....	Meter Cube	-	8.67	-	4.17	6.25	10.00	-	-	-	-	-	7.90
------------	------------	---	------	---	------	------	-------	---	---	---	---	---	------

Table 9 : Average Retail Price of Goods and Services by Region and Selected Market Places - Group 9 Market Places (Cont'd)

February 2004  
Yekatit 1996

ITEM	UNIT	R E G I O N   A N D   M A R K E T   P L A C E S											SNNPR AVERAGE
		S   N   N   P											
		Shewa- Bench	Mizan- Teferi	Deri	Amaro Kele	Soyama	Karate	Gidola	Waka	Besite- chere	Lasoka	Amaya	

P R I C E   I N   B I R R

**FUEL AND POWER**

Fire Wood.....	Meter Cube	30.46	37.14	-	17.41	-	32.12	-	33.26	-	6.79	-	38.99
Charcoal.....	Kg	-	1.12	-	.86	1.05	.95	1.24	1.30	.80	1.50	.81	1.10
Dung Cake.....	Kg	-	-	-	-	-	-	-	-	-	-	-	-
Kerosine.....	Lt	3.33	2.24	2.50	2.30	3.00	2.53	3.33	3.33	3.03	3.00	3.00	2.66
Diesel.....	Lt	4.44	2.96	-	2.98	-	3.24	4.17	4.44	-	3.50	-	3.21
Electric.....	K.Watt	-	.27	-	.89	-	-	-	6.17	-	1.46	1.15	.74
Matches.....	Box	.25	.25	.20	.20	.25	.20	.20	.20	.20	.20	.20	.21
Candles.....	No	1.00	1.00	1.00	1.00	1.00	1.00	1.00	1.00	1.00	1.00	1.00	.98
Buthane Gas (Shell).....	12.5 Kg	-	-	-	-	-	-	-	-	-	-	-	-
Eveready Drycell.....	No	1.50	1.75	1.75	1.75	-	1.75	1.75	-	-	-	-	1.78

**FURNITURE, FURNISHING, HOUSEHOLD EQUIPMENT AND OPERATION**

**CHAIRS, TABLES, ETC.**

Table Wanza (Machine made) Varnished..	No	-	160.00	-	-	-	280.00	166.67	-	-	80.00	-	180.33
Table Wanza (Hand made) Not Varnished.	No	-	-	-	-	-	220.00	-	65.00	-	65.00	60.00	81.67
Chairs Wanza (Machine Made) Varnished.	No	-	41.67	-	45.00	-	75.00	103.33	-	-	45.00	-	45.77
Chairs Wanza (Hand Made) Varnished....	No	-	-	-	-	-	60.00	-	35.00	43.33	35.00	-	31.20
Cupboard Wanza (2 doors) Varnished....	No	-	950.00	-	-	-	-	-	-	-	-	-	952.35
Double Bed Wanza (120cm) Varnished....	No	-	423.33	-	366.67	-	550.00	466.67	-	-	400.00	-	405.49
Sofas (Complete).....	No	-	3500.00	-	-	-	-	-	-	-	-	-	3150.00
Book Shelves Wanza (3 Shelves) no Door	No	-	266.67	-	-	-	300.00	300.00	-	-	-	-	295.81
Chest of Drawer .....	No	-	450.00	-	-	-	-	-	-	-	-	-	486.57

**FURNISHINGS & REPAIRS**

Bed Sheet (Non-Patterned Bahir Dar)													
1.90m x 2.50m.....	Pair	-	48.33	53.50	40.00	-	-	-	35.00	41.50	50.67	-	47.75

Table 9 : Average Retail Price of Goods and Services by Region and Selected Market Places - Group 9 Market Places (Cont'd)

February 2004  
Yekatit 1996

ITEM	UNIT	R E G I O N   A N D   M A R K E T   P L A C E S										SNNPR AVERAGE	
		S   N   N   P											
		Shewa- Bench	Mizan- Teferi	Deri	Amaro Kele	Soyama	Karate	Gidola	Waka	Besite- chere	Lasoka		Amaya
P R I C E   I N   B I R R													
Bed Sheet(Patterned Kombolcha) 1.90m x 2.50m.....	Pair	-	61.67	-	-	-	-	-	60.00	-	60.00	-	68.97
Bed Cover(Patterned Kombolcha).....	No	-	80.00	-	-	-	-	-	80.00	-	-	-	62.82
Blanket Woolen(Debre B.)160cm x 220cm.	No	-	85.00	74.00	85.00	-	-	83.33	90.00	-	-	-	80.84
Mattress-Sponge (A.A Foam) 120cm.....	No	240.00	303.33	-	-	-	240.00	-	270.00	-	-	-	291.20
Towel-Local (Kombolcha).....	No	-	5.00	-	-	-	15.00	-	9.00	-	14.00	-	11.32
<b>EARTHEN WARE</b>													
Water Pot.....	No	-	4.50	2.00	2.00	5.25	7.33	3.83	-	2.23	7.17	-	4.29
'Jebena' Medium Size.....	No	1.50	1.67	1.08	1.33	2.25	5.00	2.33	1.43	2.00	2.00	2.03	2.18
'Mitad' (Griddle of Clay).....	No	7.67	8.67	2.83	6.50	-	-	8.67	-	10.00	10.00	2.83	8.82
Local Stove '(Lakech)'	No	6.00	8.00	8.00	-	-	7.00	-	7.50	-	-	-	6.39
Cup for Coffee (China).....	No	1.25	1.33	1.25	1.18	1.25	1.42	1.00	-	1.33	1.50	-	1.19
Plate Clay (imported).....	No	6.00	5.00	5.00	4.33	5.00	4.33	5.33	4.67	4.50	4.00	-	4.31
<b>STRAW, BAMBOO AND OTHERS</b>													
'Sefed'.....	No	-	5.33	4.67	-	5.00	5.67	-	-	-	-	-	6.30
Sack 100Kg Capacity.....	No	-	-	-	-	-	3.00	-	3.00	-	-	-	3.46
<b>METAL WARE</b>													
Cooking Pan Medium (Local).....	No	30.00	25.67	42.00	22.67	25.00	33.33	38.00	29.33	-	41.00	30.00	30.38
Tray (Nickel) Medium N° 45 Local.....	No	-	-	-	-	-	-	-	-	17.33	-	-	16.33
Electric 'Mitad' Aluminium.....	No	-	-	-	-	-	-	-	-	-	-	-	422.50
Gas Stove (Kerosine) China.....	No	-	40.00	-	-	-	36.00	-	40.00	-	43.33	-	38.15
Refregrator.....	No	-	-	-	-	-	-	-	-	-	-	-	3365.98

Table 9 : Average Retail Price of Goods and Services by Region and Selected Market Places - Group 9 Market Places (Cont'd)

February 2004  
Yekatit 1996

ITEM	UNIT	R E G I O N   A N D   M A R K E T   P L A C E S										SNNPR AVERAGE	
		S   N   N   P											
		Shewa- Bench	Mizan- Teferi	Deri	Amaro Kele	Soyama	Karate	Gidola	Waka	Besite- chere	Lasoka		Amaya
P R I C E   I N   B I R R													
<b>PLASTIC WARE (LOCAL MADE)</b>													
Jerrycan (20 Litres).....	No	-	23.33	-	-	-	24.00	-	-	18.00	-	-	25.57
Bucket (20 Litres).....	No	15.00	15.00	17.00	16.00	16.00	15.00	15.67	18.00	17.33	19.00	15.00	15.52
<b>GLASS WARE</b>													
Glass for Tea (Duralax).....	No	-	3.25	3.50	3.17	-	3.17	-	-	1.92	-	2.00	2.93
<b>OTHER HOUSEHOLD EQUIPMENT</b>													
Kerosine Lamp.....	No	20.00	21.67	-	21.33	23.00	15.00	23.33	14.67	23.33	24.00	-	20.92
'Kuraz' Small Local Kerosine Lamp.....	No	1.00	1.00	.92	1.00	-	1.00	1.00	1.00	1.00	1.00	-	.98
Flash Light.....	No	6.67	6.83	7.00	7.00	7.00	6.00	6.00	6.00	6.83	6.83	6.67	6.43
Electric Bulb Philips(40/60 Watt).....	No	3.00	2.50	2.00	2.42	3.00	2.00	2.00	3.00	-	2.33	3.00	2.38
<b>HOUSEHOLD OPERATION</b>													
Hard Soap (Local).....	200gm	1.77	1.73	1.75	1.60	-	1.33	1.85	1.25	1.67	1.60	1.67	1.69
Hard Soap (Imported).....	200gm	-	2.20	2.27	1.74	2.40	2.20	2.00	1.88	2.40	2.40	1.60	2.08
Detergent (Omo).....	50gm	1.00	.63	1.67	.54	1.00	1.00	.50	1.67	1.50	.53	1.50	1.02
Incense.....	Kg	6.00	6.33	6.00	5.67	12.50	5.00	7.64	7.78	6.34	6.83	12.26	7.03
Sandal Wood.....	No	.25	.25	.25	.20	.25	.22	.30	.10	.25	.37	.25	.28
Toilet Paper (Mamko).....	Roll	3.00	3.08	2.75	3.00	3.25	3.00	3.00	3.00	3.50	3.13	3.25	3.04
<b>DRY CLEANING</b>													
Dry Cleaning (Suit Men).....	No	-	12.00	-	-	-	-	-	-	-	-	-	12.56

Table 9 : Average Retail Price of Goods and Services by Region and Selected Market Places - Group 9 Market Places (Cont'd)

February 2004  
Yekatit 1996

ITEM	UNIT	R E G I O N   A N D   M A R K E T   P L A C E S											SNNPR AVERAGE
		S   N   N   P											
		Shewa- Bench	Mizan- Teferi	Deri	Amaro Kele	Soyama	Karate	Gidola	Waka	Besite- chere	Lasoka	Amaya	
P R I C E   I N   B I R R													
<b>DOMESTIC SERVICE</b>													
Maid Servant.....	Month	30.00	28.33	-	-	30.00	21.67	23.33	25.00	21.67	18.33	53.33	31.67
Unskilled Service (Daily Laborer)....	Day	5.00	-	-	-	3.50	5.00	5.33	5.00	5.00	4.00	-	6.01
Salary for Guard .....	Month	-	45.00	-	-	-	-	-	43.33	-	-	70.00	55.68
<b>MEDICAL CARE</b>													
Ampicillin(250 mg) Local.....	56 Caps	16.00	18.00	12.50	20.00	16.00	16.80	-	14.00	14.00	12.60	16.00	16.64
Dichlorophine(500 mg) Local.....	6 Pills	-	.90	-	-	-	-	-	-	-	-	-	.90
Tetracycline(250mg) Local.....	56 Caps	7.00	9.50	-	10.00	9.50	-	-	-	14.00	5.37	7.00	9.07
Penicillin Injection(4 Mu. Local). Bottle		3.45	4.75	-	-	-	-	-	5.00	4.50	-	4.00	4.21
Chloramphenicol(250mg) Local.....	56 Caps	-	15.00	8.75	14.00	-	11.20	-	28.00	-	-	16.00	13.39
Dipron(500mg) Local.....	20 Pills	-	-	-	-	-	-	-	-	-	-	-	-
Cough Syrup (Berantine) Local.....	125cc	-	10.00	-	-	-	-	-	12.00	-	6.00	-	9.08
Bactrim(480mg) Local.....	30 Pills	-	-	-	-	-	-	-	18.00	10.00	2.15	-	7.29
Vermox(100mg) Local.....	12 Pills	1.35	-	-	-	2.50	-	4.00	4.00	4.50	1.00	4.00	2.70
Mezel(250mg) Local.....	30 Caps	7.80	5.18	-	5.00	4.00	6.00	6.00	7.50	-	3.00	5.00	5.35
Asprin (300 mg) Local.....	20 Pills	1.40	2.50	-	2.00	1.25	1.00	2.00	2.00	1.00	1.27	2.00	2.11
<b>OTHER MEDICAL EXPENSES</b>													
Doctor's Fee (Government).....	per visit	-	-	-	2.00	2.00	-	-	2.00	-	-	2.00	2.32
Doctor's Fee (Private).....	per visit	-	2.00	-	-	-	-	-	-	-	-	-	9.68
Injection (Service Charge).....	Once	-	.50	-	-	-	-	2.00	-	-	-	-	.86
Labratory Test Fee (Private).....	Once	-	-	-	-	-	-	-	-	-	-	-	4.29
Bed Charge (gov.).....	per day	-	-	-	-	-	2.00	-	2.00	-	2.00	2.00	4.03

Table 9 : Average Retail Price of Goods and Services by Region and Selected Market Places - Group 9 Market Places (Cont'd)

February 2004  
Yekatit 1996

ITEM	UNIT	R E G I O N   A N D   M A R K E T   P L A C E S											SNNPR AVERAGE	
		S   N   N   P												
		Shewa- Bench	Mizan- Teferi	Deri	Amaro Kele	Soyama	Karate	Gidola	Waka	Besite- chere	Lasoka	Amaya		
P R I C E   I N   B I R R														
<b>TRANSPORT AND COMMUNICATION</b>														
<b>TRANSPORT</b>														
Benzene.....	Lt	-	4.46	-	5.00	-	4.92	-	7.22	-	-	-	-	4.83
Motor Oil (Mobil).....	Lt	-	19.60	-	20.00	-	22.00	-	-	-	-	-	-	19.80
Car Washing and Greasing.....	No	-	-	-	-	-	-	-	-	-	-	-	-	26.30
Bus Fare (per km).....	Tarif	-	.11	-	-	-	.11	-	.20	-	-	-	-	.15
Bus Fare (within Town) .....	Trip	-	-	-	-	-	-	-	-	-	-	-	-	.37
Taxi Fare .....	Trip	-	-	-	-	-	-	-	-	-	-	-	-	.88
Air Plane (To Addis Ababa) .....	Trip	-	334.00	-	-	-	-	-	-	-	-	-	-	325.67
Animal Transport fare.....	Trip	50.00	-	15.00	-	-	-	-	18.00	22.50	37.67	-	-	28.19
Cart Fare.....	Trip	-	1.17	-	-	-	-	-	-	-	-	-	-	.95
Train Fare .....	Trip	-	-	-	-	-	-	-	-	-	-	-	-	-
Service Charge (Motor oil change)...	Once	-	-	-	-	-	-	-	-	-	-	-	-	-
<b>COMMUNICATION</b>														
Telephone Charge (with town).....	Period	-	-	-	-	-	-	.70	-	-	-	-	-	.48
Telephone Charge to Addis Ababa.....	Period	-	2.35	-	2.70	2.70	3.00	2.75	3.75	-	2.75	2.70	2.70	2.76
Telephone Line Installation Charge..	Once	-	355.75	-	-	-	355.75	355.75	-	-	-	-	-	353.98
<b>ENTERTAINMENT AND EDUCATION</b>														
<b>EQUIPMENT AND ACCESSORIES</b>														
T.V. Set Philips 21 inch(Colored).....	No	-	-	-	-	-	-	-	-	-	-	-	-	2917.44
Cassette Recorded Original(Local Music)No	10.00	10.00	-	12.00	10.00	10.00	10.00	10.67	10.00	12.00	10.00	10.00	10.26	-
Radio Set Philips 3 Band.....	No	160.00	157.50	-	120.00	-	-	-	-	-	-	-	-	138.38
Tape Recorder National (2 Speaker)....	No	-	250.00	-	180.00	-	190.00	-	155.00	-	-	-	-	288.86
Expense for Photograph(Passport size)4Pho	-	-	3.50	-	5.00	-	4.00	-	5.00	-	-	-	-	3.57

Table 9 : Average Retail Price of Goods and Services by Region and Selected Market Places - Group 9 Market Places (Cont'd)

February 2004  
Yekatit 1996

ITEM	UNIT	R E G I O N   A N D   M A R K E T   P L A C E S											SNNPR AVERAGE		
		S   N   N   P													
		Shewa- Bench	Mizan- Teferi	Deri	Amaro Kele	Soyama	Karate	Gidola	Waka	Besite- chere	Lasoka	Amaya			
				P R I C E   I N   B I R R											
Newspaper (Addis Zemen).....	No	-	1.00	-	-	-	-	-	-	-	-	-	-	-	.58
Theater Entrance Fee .....	Once	-	-	-	-	-	-	-	-	-	-	-	-	-	-
<b>EDUCATION</b>															
Exercise Book (50 Leaves) Local.....	No	2.00	2.00	2.00	-	2.00	2.00	1.75	2.00	2.00	2.00	2.00	2.00	2.00	1.91
Pencil (China).....	No	.25	.25	.25	.23	.25	.25	.20	.30	.30	.28	.30	.30	.30	.24
Ball Point-Bic England.....	No	-	1.03	1.00	1.25	1.10	1.00	1.00	1.00	-	-	-	-	1.04	
Day School Fee-Public(Grade 7 & 8)..	Month	-	-	-	-	-	-	-	-	-	-	-	-	-	-
Day School Fee-Private(Grade 9-12)..	Month	-	-	-	-	-	-	-	-	-	-	-	-	-	24.00
Night School Fee-Government(Gr.9-12)	Month	-	15.00	-	29.50	-	40.00	-	-	-	-	-	-	-	22.65
School Uniform Fee .....	No	-	-	-	-	-	59.00	68.33	-	-	-	-	-	-	61.64
Night School Fee-Private(Grade9-12)..	Month	-	-	-	-	-	-	-	-	-	-	-	-	-	65.33
<b>PERSONAL CARE AND EFFECTS</b>															
<b>PERSONAL CARE</b>															
Lux Toilet Soap.....	90gm	2.06	2.25	2.25	2.25	2.25	3.60	2.25	2.25	2.25	3.60	2.25	2.25	2.41	
Blade-TOPAZ.....	No	.25	.25	.22	.23	.25	.23	.30	.20	.20	.30	.23	.23	.25	
Hair Dressing (Traditional).....	No	-	2.33	-	-	-	-	-	-	-	2.00	-	-	2.95	
Hair Dressing (Modern).....	No	10.00	8.00	-	-	-	8.00	7.00	-	-	-	-	-	8.13	
Barbery (Mens Hair Cut).....	No	2.00	3.00	3.00	3.00	3.00	3.00	3.00	1.00	1.00	3.00	3.00	3.00	2.92	
Paraffin Hair Oil.....	330cc	8.80	7.33	8.50	7.67	8.00	8.80	8.00	8.00	7.83	9.00	8.80	8.80	8.18	
Zenith Hair Oil.....	330cc	-	8.00	8.33	7.67	8.27	8.80	8.00	8.25	8.33	9.33	-	-	8.06	
Shaving Machine (medium) .....	No	-	-	-	-	-	-	-	-	-	-	-	-	12.29	
Perfume .....	CC	26.67	25.00	-	20.67	14.29	23.33	-	25.00	-	26.67	20.00	20.00	24.90	
<b>PERSONAL EFFECTS</b>															
Umbrella-Men Medium (Local).....	No	19.33	18.33	17.67	-	-	18.00	-	19.00	16.33	18.67	18.67	18.67	19.30	

Table 9 : Average Retail Price of Goods and Services by Region and Selected Market Places - Group 9 Market Places (Cont'd)

February 2004  
Yekatit 1996

ITEM	UNIT	R E G I O N   A N D   M A R K E T   P L A C E S										SNNPR AVERAGE	
		S   N   N   P											
		Shewa- Bench	Mizan- Teferi	Deri	Amaro Kele	Soyama	Karate	Gidola	Waka	Besite- chere	Lascka		Amaya
				P R I C E   I N		B I R R							
Umbrella-Women Medium (Imported).....	No	25.00	21.67	18.33	16.67	16.00	14.67	-	19.00	15.33	20.67	17.50	18.66
Hand Bag (Imported Synthetic).....	No	-	55.00	-	-	-	-	-	45.00	-	-	-	46.52
Belt (Local) Machine Made.....	No	25.00	-	-	-	5.00	5.00	18.67	10.33	-	-	3.00	12.08
Belt (Local) Hand Made.....	No	-	-	-	-	-	-	-	-	-	-	-	3.83
<b>JEWELLERY</b>													
Seiko-21 Jewels Automatic (Men).....	No	-	-	-	-	-	-	-	250.00	-	-	-	316.67
Seiko-21 Jewels Automatic (Women).....	No	-	-	-	-	-	-	-	-	-	-	-	380.00
Earrings (4gm 18 carat Local).....	Pair	-	460.00	-	-	-	-	-	-	-	-	-	363.85
Neck Laces (6gm 21 carat Imported)....	No	-	750.00	-	-	-	-	-	-	-	-	-	676.36
Rings (4gm 18 carat Local).....	No	-	460.00	-	-	-	-	-	-	-	-	-	363.85
Bracelet 20gm (18 carat Local).....	No	-	2200.00	-	-	-	-	-	-	-	-	-	1907.69
<b>LIVESTOCK AND DRAUGHT ANIMALS</b>													
<b>LIVESTOCK</b>													
Sheep (10-15Kg).....	No	68.33	88.33	81.67	85.00	-	29.33	-	-	87.33	49.33	37.33	72.90
Goat (10-15Kg).....	No	48.33	76.67	67.33	72.67	43.67	32.00	48.33	-	72.33	34.33	43.00	60.03
Heifer (2-4 Years).....	No	423.33	396.67	283.33	446.67	345.00	206.67	-	-	230.00	273.33	226.67	330.96
Cow (4 Years and Above).....	No	473.33	833.33	416.67	-	455.00	500.00	-	-	480.00	590.00	476.67	552.29
Bull (2-4 Years).....	No	353.33	406.67	390.00	303.33	325.00	533.33	-	-	248.33	473.33	290.00	378.88
Ox (4 Years and Above).....	No	653.33	1043.33	770.00	810.00	615.00	933.33	1016.67	-	590.00	646.67	576.67	765.05
Hen (Indigenous).....	No	6.67	6.33	8.67	5.17	5.50	6.67	9.00	5.50	3.60	5.17	5.83	7.68
Cock (Indigenous).....	No	10.33	13.00	14.00	11.00	9.00	10.33	11.67	14.67	8.23	12.17	11.67	13.04
<b>DRAUGHT ANIMALS</b>													
Donkey.....	No	-	-	-	-	300.00	-	-	-	-	-	-	275.69
Horse.....	No	543.33	-	-	-	-	-	-	-	-	-	350.00	534.64

Table 9 : Average Retail Price of Goods and Services by Region and Selected Market Places - Group 9 Market Places (Cont'd)

February 2004  
Yekatit 1996

ITEM	UNIT	R E G I O N   A N D   M A R K E T   P L A C E S										SNNPR AVERAGE		
		S   N   N   P												
		Shewa- Bench	Mizan- Teferi	Deri	Amaro Kele	Soyama	Karate	Gidola	Waka	Besite- chere	Lasoka		Amaya	
Mule.....	No	-	-	-	-	-	-	-	-	-	-	-	440.00	760.59
<b>FARM EQUIPMENT (INDUSTRIAL PRODUCT)</b>														
Sickel.....	No	8.00	10.67	-	8.33	-	14.50	18.67	18.50	-	9.33	7.00	-	11.67
Pick Axe ('Doma').....	No	-	21.00	-	-	-	24.00	-	-	-	-	-	-	19.03
'Gejera'.....	No	20.67	20.00	-	-	-	25.00	-	-	-	-	-	19.00	20.66
<b>FARM EQUIPMENT (HAND MADE)</b>														
'Mofer'.....	No	-	-	-	-	-	-	-	-	-	-	-	-	8.38
'Kember'.....	No	-	-	-	-	-	-	-	-	-	-	-	-	6.00
'Digr'.....	No	-	-	-	-	-	-	-	-	-	-	-	-	1.54
Plough.....	No	8.00	-	11.00	6.67	15.50	-	28.67	-	10.75	13.00	-	-	10.80
Sickel.....	No	-	-	-	2.83	-	-	5.33	2.83	2.50	2.00	-	-	2.51
'Wegel'.....	No	3.50	-	5.33	-	5.00	-	-	-	5.67	3.50	-	-	3.96
'Erfe'.....	No	-	-	2.50	-	1.00	-	-	-	-	-	-	-	1.97
<b>MISCELLANEOUS GOODS AND SERVICES</b>														
Coffin (Medium Quality).....	No	-	-	-	-	-	280.00	80.00	-	-	-	-	-	151.88
Charge for Money order.....	Once	-	2.60	-	-	-	-	11.45	-	-	-	-	-	8.35
Charge for Visa (for person).....	No	-	-	-	-	-	-	-	-	-	-	-	-	-

# Group 10

## Market Places

(Merkato, Kera, Zenebe Werk, Gergi, Saris, Kotebe,  
Ferensay Legasione, Shola/Yeka, Asko, Adisu Gebeya,  
Efoyita Gebeya, and Akakai.)



Table 10 : Average Retail Price of Goods and Services by Region and Selected Market Places - Group 10 Market Places

February 2004  
Yekatit 1996

R E G I O N   A N D   M A R K E T   P L A C E S														
ITEM	UNIT	A D D I S   A B A B A												ADDIS ABABA AVERAGE
		Merkato	Kera	Zenebe work	Gergi	Saris	Kotebe	Ferensay Legasion	Shola (yeka)	Asko	Addisu- Gebeya	Efoyita Gebeya	Akaki	

P R I C E   I N   B I R R

## CEREALS UNMILLED

'Teff' White .....	Kg	-	3.00	2.64	2.78	2.67	2.72	2.83	2.93	2.67	2.80	2.67	2.47	2.74
'Teff' Mixed.....	Kg	-	2.62	2.45	2.58	2.47	2.43	2.43	2.67	2.47	2.53	2.37	2.31	2.48
'Teff' Black (Red).....	Kg	2.00	2.22	2.00	2.41	2.07	2.00	1.83	2.10	1.83	1.90	1.73	2.06	2.01
Wheat White.....	Kg	1.93	1.80	1.57	1.64	1.73	1.68	2.12	2.00	1.53	1.63	1.75	1.43	1.74
Wheat Mixed.....	Kg	1.73	-	-	-	-	-	-	-	-	-	-	-	1.73
Wheat Black.....	Kg	2.13	1.97	2.08	-	1.80	1.83	1.98	2.02	1.93	2.05	1.82	1.58	1.93
Barley White.....	Kg	2.42	2.41	2.08	2.48	1.97	1.92	2.12	2.33	1.77	1.83	1.93	1.95	2.10
Barley Mixed.....	Kg	1.60	-	1.85	-	1.53	1.50	1.70	1.60	-	-	1.50	1.58	1.61
Barley Black.....	Kg	1.60	1.79	1.72	2.19	1.70	1.75	1.75	1.77	1.87	1.62	1.57	1.70	1.75
Barley for Beer.....	Kg	2.00	2.33	-	-	1.90	1.95	-	2.17	-	-	1.80	1.63	1.94
Maize.....	Kg	1.08	1.20	1.13	1.87	1.28	1.25	1.25	1.27	1.18	1.25	1.15	1.07	1.25
Durrah.....	Kg	1.63	1.64	1.50	1.94	1.50	1.50	1.49	1.83	1.50	1.29	1.33	1.50	1.55
Sorghum Yellow.....	Kg	2.00	1.86	1.56	1.88	1.77	1.72	1.90	2.00	1.75	1.58	1.37	1.40	1.71
Sorghum White.....	Kg	2.25	2.50	-	2.08	1.75	1.47	1.80	2.00	1.50	-	1.53	1.65	1.81
Sorghum Red.....	Kg	2.00	1.73	1.61	1.87	1.47	1.50	1.48	1.75	1.47	1.50	1.27	1.31	1.55
African Millet.....	Kg	2.08	2.09	2.04	2.34	2.13	2.00	1.99	2.25	1.93	2.02	7.57	2.26	2.56
Rice.....	Kg	4.33	4.15	4.23	3.97	4.50	4.50	4.50	4.50	4.33	4.42	4.00	4.50	4.33
Oats.....	Kg	2.83	-	2.44	-	-	-	-	2.67	-	-	2.18	2.27	2.48
Hulled Barley.....	Kg	3.50	3.80	2.50	-	5.00	-	-	-	-	-	2.17	-	3.04

## CEREALS MILLED

'Teff' White.....	Kg	-	-	-	-	-	-	-	-	-	-	-	-	-
'Teff' Mixed.....	Kg	2.06	-	-	-	-	-	-	-	-	-	-	-	2.06
'Teff' Black (Red).....	Kg	2.08	-	-	-	-	-	-	3.47	-	-	-	-	2.78
Wheat White.....	Kg	2.38	-	-	-	-	-	-	3.50	-	-	2.25	-	2.78
Wheat Mixed.....	Kg	-	-	-	-	-	-	-	-	-	-	-	-	-
Barley White.....	Kg	-	-	-	-	-	-	-	-	-	-	-	-	-

Table 10 : Average Retail Price of Goods and Services by Region and Selected Market Places - Group 10 Market Places (Cont'd)

February 2004  
Yekatit 1996

ITEM	UNIT	R E G I O N   A N D   M A R K E T   P L A C E S												ADDIS ABABA AVERAGE
		A D D I S   A B A B A												
		Merkato	Kera	Zenebe work	Gergi	Saris	Kotebe	Ferensay Legasion	Shola (yeka)	Asko	Addisu- Gebeya	Efoyita Gebeya	Akaki	
P R I C E   I N   B I R R														
Barley Mixed.....	Kg	-	-	-	-	-	-	-	-	-	-	-	-	-
Maize.....	Kg	1.55	-	-	-	-	-	-	-	-	-	-	-	-
Oats.....	Kg	5.90	6.00	6.00	-	5.00	5.00	5.50	6.00	6.00	6.00	6.00	6.00	2.04
Sorghum.....	Kg	-	-	-	-	-	-	-	-	-	-	-	-	-
Durrah.....	Kg	-	-	-	-	-	-	-	-	-	-	-	-	-
'Furno Duket' Locally Processed..	Kg	3.42	3.50	3.13	3.08	3.08	3.50	3.42	3.50	3.50	3.33	3.00	3.17	3.31
<b>PULSES UNMILLED</b>														
Horse Beans.....	Kg	2.42	2.22	1.98	2.36	2.17	2.08	2.15	2.58	2.02	2.15	2.25	1.87	2.19
Peas White.....	Kg	4.50	3.75	3.75	-	4.17	5.00	4.00	4.17	4.83	-	4.50	3.16	4.21
Peas Black.....	Kg	2.50	-	-	-	-	-	-	-	-	-	-	-	2.50
Peas Mixed.....	Kg	-	2.53	2.43	3.47	2.33	2.50	2.56	2.50	-	2.35	2.33	2.28	2.53
Soya Beans.....	Kg	3.75	4.35	-	-	5.00	5.00	3.81	5.00	4.67	4.50	3.67	-	4.41
Chick Peas.....	Kg	2.25	1.97	2.06	2.16	2.00	2.00	1.96	2.25	2.00	1.97	1.87	1.68	2.01
Lentils.....	Kg	4.00	4.16	3.75	4.42	3.75	4.00	3.77	4.33	4.00	3.67	3.50	3.73	3.92
Haricot Beans.....	Kg	3.00	-	-	-	3.00	-	-	4.75	-	-	2.67	-	3.31
Lima Beans.....	Kg	-	-	-	-	-	-	-	4.75	-	-	-	-	4.75
Vetch.....	Kg	-	-	1.76	1.92	1.60	-	-	-	-	-	1.63	1.51	1.70
Fenugreek.....	Kg	3.33	3.05	2.42	2.57	2.83	2.17	3.29	3.83	3.00	3.17	2.50	2.05	2.85
<b>PULSES MILLED OR SPLIT</b>														
Horse Beans Milled.....	Kg	3.50	6.00	-	-	5.67	-	-	-	-	-	-	-	5.25
Peas Milled.....	Kg	3.72	6.83	6.00	-	4.00	-	-	6.00	-	-	5.00	-	5.26
Chick Peas Milled.....	Kg	2.58	-	-	-	5.00	-	-	5.00	-	-	6.00	-	4.65
Mixed Pulses Milled.....	Kg	-	6.33	5.00	4.17	-	4.83	5.67	4.83	6.33	5.00	3.83	4.08	5.01
Vetch Milled.....	Kg	3.33	-	-	-	3.50	-	-	-	-	-	3.33	3.42	3.39
Peas Split.....	Kg	4.75	5.43	4.33	-	5.08	5.00	4.86	4.83	4.33	4.33	4.58	4.87	4.76
Peas Split(Roasted).....	Kg	3.67	4.24	4.34	4.09	3.89	3.50	3.71	3.67	3.50	3.74	3.43	3.71	3.79

Table 10 : Average Retail Price of Goods and Services by Region and Selected Market Places - Group 10 Market Places (Cont'd)

February 2004  
Yekatit 1996

ITEM	UNIT	R E G I O N   A N D   M A R K E T   P L A C E S												ADDIS ABABA AVERAGE
		A D D I S   A B A B A												
		Merkato	Kera	Zenebe work	Gergi	Saris	Kotebe	Ferensay Legasion	Shola (yeka)	Asko	Addisu- Gebeya	Efoyita Gebeya	Akaki	
P R I C E   I N   B I R R														
Horse Beans Split(Roasted).....	Kg	3.17	3.64	-	-	3.38	3.00	-	3.25	-	-	2.75	3.19	3.20
Lentils Split.....	Kg	5.33	5.98	5.17	6.67	5.50	5.33	5.72	5.58	5.42	5.00	5.17	5.23	5.51
Vetch Split(Roasted).....	Kg	3.00	3.02	3.14	3.02	3.07	2.92	3.15	3.50	3.17	3.17	2.95	2.60	3.05
Chick Peas Split(Roasted).....	Kg	4.25	4.50	-	5.17	3.97	3.50	-	4.25	-	-	3.33	-	4.13
Fenugreek Milled.....	Kg	3.08	12.00	12.17	-	10.67	9.67	14.00	12.00	10.00	11.33	10.00	10.67	10.51
<b>OIL SEEDS</b>														
Niger Seed.....	Kg	4.17	5.00	3.58	-	4.67	5.00	4.34	4.50	4.33	5.00	4.00	4.14	4.43
Linseed White.....	Kg	5.33	-	5.50	-	6.67	5.00	-	-	6.67	-	4.67	6.31	5.74
Linseed Black.....	Kg	4.00	5.00	3.53	-	4.33	4.00	4.14	4.67	4.00	4.33	4.00	4.28	4.21
Sesame Seed.....	Kg	6.00	6.00	6.00	-	6.75	6.83	6.00	4.83	5.67	5.00	5.75	5.81	5.87
Sunflower.....	Kg	2.92	4.23	2.58	-	3.33	3.00	3.17	3.50	3.00	3.00	2.67	3.10	3.14
Castor Beans.....	Kg	-	-	-	-	-	-	-	-	-	-	-	-	-
Rape Seed.....	Kg	3.17	4.22	3.00	5.13	3.50	3.00	3.14	3.08	3.33	3.17	2.83	3.07	3.34
Ground Nut Shelled.....	Kg	6.00	5.92	5.25	-	6.00	5.67	6.50	6.00	6.83	-	5.58	5.83	5.96
<b>PREPARED CEREAL PRODUCTS</b>														
Spaghetti (Local) Without Egg....	Kg	7.00	6.67	6.93	5.67	7.50	5.00	7.00	7.00	7.17	7.33	7.00	7.00	6.77
Pastini.....	Kg	8.33	7.90	7.80	8.33	8.00	7.83	8.00	5.60	8.00	8.00	8.33	7.50	7.80
Macaroni (Local) Without Egg....	Kg	6.00	5.00	5.68	7.10	5.80	5.00	5.75	5.83	5.75	5.92	6.00	5.50	5.82
'Fafa' Flour.....	kg	9.67	8.00	8.67	11.50	8.83	8.50	8.50	9.00	9.00	22.08	9.00	8.30	10.15
'Dube' Flour.....	kg	5.00	5.08	5.00	5.38	5.00	-	4.40	4.75	5.00	5.50	5.00	4.40	5.01
<b>BREAD AND OTHER PREPARED FOODS</b>														
'Enjera' ('Teff' Mixed).....	325gm	-	.44	-	.79	.50	.89	.63	-	.53	-	.48	.41	.59
'Dabo' (Traditional Ambasha)..	350gm	-	.55	-	.48	.78	-	.90	-	-	.67	.68	-	.69
'Dabo' (Traditional Sheleto)..	350gm	-	.50	-	-	.66	.75	.83	-	.56	-	.37	.49	.60

Table 10 : Average Retail Price of Goods and Services by Region and Selected Market Places - Group 10 Market Places (Cont'd)

February 2004  
Yekatit 1996

ITEM	UNIT	R E G I O N   A N D   M A R K E T   P L A C E S												ADDIS ABABA AVERAGE
		A D D I S   A B A B A												
		Merkato	Kera	Zenebe work	Gergi	Saris	Kotebe	Ferensay Legasion	Shola (yeka)	Asko	Addisu- Gebeya	Efoyita Gebeya	Akaki	
P R I C E   I N   B I R R														
Bread Wheat (Bakery).....	350gm	1.30	1.46	1.45	1.11	1.43	1.23	1.17	1.80	1.50	1.66	1.77	1.48	1.45
Biscuits .....	150gm	2.64	1.48	1.25	2.63	1.43	2.72	1.54	1.95	1.60	2.73	2.73	2.81	2.13
<b>MEAT</b>														
Beef .....	Kg	15.67	16.00	15.67	16.00	12.33	9.67	16.00	17.33	15.33	15.33	16.67	15.00	15.08
Camel Meat .....	Kg	-	-	-	-	-	-	-	-	-	-	-	-	-
<b>FISH AND FISH PRODUCTS</b>														
Fish Fresh.....	Kg	7.06	7.59	7.60	-	6.90	-	7.59	7.30	7.59	12.00	-	-	8.26
Sardines (Imported).....	125gm	6.00	5.83	5.67	6.67	6.46	6.00	6.75	6.83	5.92	6.05	5.92	-	6.20
<b>DIARY PRODUCTS AND EGG</b>														
Cow Milk (Unpasteurized).....	Lt	3.00	3.00	3.00	2.80	3.00	2.50	2.50	2.67	3.00	-	3.00	1.67	2.74
Cow Milk (pasteurized).....	Lt	4.50	5.00	4.53	3.67	4.83	4.10	4.50	3.50	4.47	4.85	4.60	-	4.40
Camel Milk.....	Lt	-	-	-	-	-	-	-	-	-	-	-	-	-
Goat Milk.....	Lt	-	-	-	-	-	-	-	-	-	-	-	-	-
Powdered Milk (Edget).....	450gm	27.75	-	28.13	25.00	-	-	25.64	28.50	-	-	-	-	-
Yoghurt (Traditional).....	Lt	3.00	3.00	3.00	2.00	3.00	2.50	2.50	2.83	3.00	2.60	3.00	4.00	2.90
Cheese Cottage.....	Kg	7.83	8.00	6.62	9.50	10.44	7.29	7.33	6.59	12.24	10.94	12.10	5.17	8.67
Egg (Traditional).....	Dozen	6.00	4.80	4.80	4.80	4.80	4.80	4.80	4.80	4.80	4.80	4.80	4.80	4.90
<b>OILS AND FATS</b>														
Butter Unrefined.....	Kg	35.00	28.33	25.33	24.17	26.00	27.67	26.33	25.67	28.67	25.00	27.00	28.33	27.29
Cooking Oil (Imported).....	Lt	13.83	13.83	-	14.08	13.33	13.50	12.67	14.17	14.00	13.83	14.00	12.67	13.63
Cooking Oil (Local).....	Lt	11.17	12.50	11.67	11.50	13.00	13.00	12.50	13.50	12.33	13.00	12.67	13.00	12.49

Table 10 : Average Retail Price of Goods and Services by Region and Selected Market Places - Group 10 Market Places (Cont'd)

February 2004  
Yekatit 1996

R E G I O N   A N D   M A R K E T   P L A C E S														
ITEM	UNIT	A D D I S   A B A B A											ADDIS ABABA AVERAGE	
		Merkato	Kera	Zenebe work	Gergi	Saris	Kotebe	Ferensay Legasion	Shola (yeka)	Asko	Addisu- Gebeya	Efoyita Gebeya		Akaki
P R I C E   I N   B I R R														
<b>VEGETABLES AND FRUITS</b>														
<b>VEGETABLES (FRESH)</b>														
Ethiopian Kale.....	Kg	1.68	1.28	.98	2.36	1.54	2.10	1.66	1.92	1.70	1.44	2.17	.50	1.58
Cabbage.....	Kg	.62	.79	.90	1.03	.81	.85	.80	.91	.86	.85	.89	.71	.84
Lettuce.....	Kg	1.41	1.38	1.61	3.14	1.70	5.30	2.42	2.23	1.15	2.82	.96	.54	2.07
Spinach.....	Kg	.83	.48	.81	1.05	-	.98	.78	.91	.73	1.19	.35	.92	.82
Carrot.....	Kg	1.06	1.48	1.37	2.29	1.19	2.03	2.09	2.33	1.55	.96	2.04	1.11	1.63
Tomatoes.....	Kg	1.55	1.30	1.28	1.72	1.44	1.46	1.49	1.37	1.67	1.52	.93	1.28	1.42
Onions.....	Kg	1.97	2.81	4.33	5.11	2.70	2.83	3.66	4.39	1.81	3.89	2.38	2.68	3.21
Garlics.....	Kg	3.03	6.36	8.28	7.17	6.69	9.76	9.39	6.69	9.70	7.77	4.93	3.68	6.95
Leaks.....	Kg	1.60	-	-	-	-	-	2.50	3.23	1.25	1.06	-	-	1.99
Pepper Green.....	Kg	6.59	5.71	4.72	3.97	3.68	7.93	5.52	3.58	5.44	3.95	5.29	6.32	5.23
Pumpkin.....	Kg	-	-	.71	1.13	-	-	1.35	1.51	.85	1.15	-	-	1.07
Green Peas.....	Kg	1.89	2.36	2.31	3.45	2.00	3.39	-	1.88	1.51	1.46	1.90	2.03	2.17
Beet Root.....	Kg	1.07	1.09	1.88	1.17	.90	1.74	1.52	1.40	1.50	1.26	1.17	.62	1.28
Cauliflower.....	Kg	2.06	-	-	-	1.91	-	6.00	-	-	-	1.66	-	2.38
<b>FRUITS FRESH</b>														
Banana.....	Kg	2.50	2.50	2.33	2.00	2.33	2.50	2.50	2.50	2.50	2.08	2.50	2.00	2.35
Orange.....	Kg	3.00	3.33	3.17	3.17	3.50	3.50	3.50	3.50	3.50	3.17	3.50	2.50	3.27
Lemon.....	Kg	3.42	2.83	3.92	-	3.17	2.17	4.00	4.75	4.00	2.83	-	2.92	3.31
Tangerine.....	Kg	-	-	-	-	-	-	-	-	-	-	-	-	-
Papaya.....	Kg	2.00	2.00	2.17	1.83	1.75	1.67	2.33	2.43	2.00	1.67	2.00	2.50	2.04
Grapes.....	Kg	-	-	-	-	-	-	-	-	-	-	-	-	-
Avocado.....	Kg	2.50	2.83	3.00	2.33	2.83	2.50	3.33	3.58	3.17	2.67	3.17	2.50	2.87
Mango.....	Kg	2.50	2.67	2.83	2.17	2.50	3.00	3.17	2.83	2.83	2.33	3.00	2.50	2.69
Cactus.....	Kg	-	-	-	-	-	-	-	-	-	-	-	-	-

Table 10 : Average Retail Price of Goods and Services by Region and Selected Market Places - Group 10 Market Places (Cont'd)

February 2004  
Yekatit 1996

ITEM	UNIT	R E G I O N   A N D   M A R K E T   P L A C E S												ADDIS ABABA AVERAGE
		A D D I S   A B A B A												
		Merkato	Kera	Zenebe work	Gergi	Saris	Kotebe	Ferensay Legasion	Shola (yeka)	Asko	Addisu- Gebeya	Efoyita Gebeya	Akaki	
P R I C E   I N   B I R R														
<b>SPICES</b>														
Pepper Whole.....	Kg	9.69	13.65	13.99	8.83	8.83	7.67	10.00	10.79	-	9.50	8.83	11.24	10.30
Black Pepper(Local).....	Kg	-	-	-	-	-	-	-	-	-	-	-	-	-
Long Pepper(Local).....	Kg	7.33	20.56	16.99	-	-	-	-	26.67	36.67	-	-	19.45	19.98
White Cumin(Bishop's Weed)Local..	Kg	10.74	8.28	11.20	5.67	11.80	6.87	9.70	10.07	19.63	6.33	11.24	8.84	10.03
Black Cumin(Local).....	Kg	8.84	8.19	14.49	6.17	9.70	5.67	9.39	10.37	10.74	6.67	8.82	8.16	8.93
Ginger Dry(Local).....	Kg	12.26	7.78	7.01	5.00	9.04	-	-	11.96	16.99	6.00	14.81	7.24	10.12
Ginger Wet(Local).....	Kg	1.69	2.37	1.75	2.47	1.82	4.49	1.89	1.67	3.16	2.32	1.64	1.37	2.22
Cloves(Imported).....	Kg	46.67	-	-	86.67	81.33	100.00	-	100.00	100.00	100.00	144.44	54.33	90.38
Cinnamon(Imported).....	Kg	20.67	30.55	20.56	-	-	-	-	-	-	-	-	22.00	23.44
Cardamon(Local).....	Kg	15.28	15.28	16.99	10.00	21.06	10.37	15.88	21.67	17.78	10.00	12.09	15.88	15.19
Tumeric Flour(Local).....	Kg	3.17	5.67	3.50	5.00	4.67	10.00	5.33	4.67	6.00	2.75	4.67	3.67	4.99
Chillies Whole.....	Kg	9.67	15.88	12.04	11.00	10.44	15.88	15.08	18.89	16.24	14.00	11.33	12.00	13.61
Basil Dry.....	Kg	9.00	15.08	13.89	10.00	11.67	10.00	10.67	15.88	19.20	10.67	11.33	11.67	12.60
<b>POTATOES, OTHER TUBERS AND STEMS</b>														
Potato.....	Kg	.95	.74	1.35	1.33	.88	1.69	1.11	1.30	1.10	1.11	1.09	1.16	1.15
Sweet Potato.....	Kg	.69	.68	.97	.82	.72	.85	.82	.52	.62	.79	.50	.87	.74
'Kocho' (Unprocessed).....	Kg	3.00	2.87	3.01	-	3.44	-	-	6.00	1.63	2.78	1.21	1.13	2.79
'Bula'.....	Kg	5.00	3.29	3.01	10.00	5.00	-	5.00	5.00	2.76	4.08	3.25	6.00	4.77
<b>COFFEE, TEA, CHAT AND BUCK-THORN LEAVES</b>														
Tea Leaves(Local).....	100gm	2.00	1.97	2.00	1.85	1.93	1.87	1.93	1.92	1.97	2.00	2.00	2.00	1.95
Coffee Whole.....	Kg	-	-	-	-	-	-	33.33	-	-	-	-	20.56	25.67
Coffee Beans.....	Kg	10.67	11.33	9.50	9.70	11.33	8.00	9.92	11.17	7.83	10.33	10.00	8.17	9.78
Coffee Leaves.....	Kg	-	-	-	-	-	-	-	-	-	-	-	-	-
Buck Thorn Leaves.....	Kg	3.11	5.37	3.75	6.53	3.86	3.42	3.09	3.65	3.73	3.35	3.13	7.01	4.17

Table 10 : Average Retail Price of Goods and Services by Region and Selected Market Places - Group 10 Market Places (Cont'd)

February 2004  
Yekatit 1996

ITEM	UNIT	R E G I O N   A N D   M A R K E T   P L A C E S												ADDIS ABABA AVERAGE
		A D D I S   A B A B A												
		Merkato	Kera	Zencbe work	Gergi	Saris	Kotebe	Ferensay Legasion	Shola (yeka)	Asko	Addisu- Gebeya	Efoyita Gebeya	Akaki	
P R I C E   I N   B I R R														
'Chat'.....	Kg	13.07	21.61	7.54	17.38	21.37	8.69	31.35	15.57	27.70	15.63	17.97	23.74	18.15
Malt-Barley.....	Kg	3.34	3.96	3.03	6.45	3.44	4.24	4.11	3.90	3.53	3.10	3.13	3.68	3.83
Malt-Wheat.....	Kg	2.96	3.48	2.46	6.16	3.80	3.91	3.24	2.98	3.41	2.60	2.04	3.20	3.35
<b>OTHER FOOD ITEMS</b>														
Salt.....	Kg	1.18	1.15	1.17	1.00	1.13	1.03	1.00	1.03	1.05	1.17	1.00	1.07	1.08
Sugar.....	Kg	5.42	5.08	5.15	5.10	5.25	5.42	5.25	5.20	5.20	5.17	5.17	5.17	5.21
Honey.....	Kg	18.00	15.67	-	16.67	15.67	15.67	14.67	14.33	16.67	15.00	14.67	25.00	16.28
Canned Tomato (Local).....	410gm	5.92	6.08	6.00	5.83	6.00	6.00	6.00	5.67	6.00	6.00	6.17	-	5.97
<b>FOOD TAKEN AWAY FROM HOME</b>														
Cup of Tea.....	No	.60	.75	.67	.50	.55	.50	.50	.67	.50	.50	.50	.47	.56
Cup of Coffee.....	No	1.08	1.08	1.00	1.00	.97	1.00	.93	1.00	1.00	1.00	1.00	1.00	1.01
Cup of Milk.....	No	1.17	1.08	1.00	1.00	1.13	1.00	.93	1.00	1.00	1.00	1.00	1.00	1.03
'Key Wot Yebere'.....	One Meal	-	-	11.00	-	6.67	-	-	4.00	5.00	-	-	4.50	6.00
'Key Wot Yebeg/Yefyel'..	One Meal	8.67	7.00	6.00	6.00	7.00	6.00	7.33	7.00	5.00	6.00	6.00	5.67	6.55
<b>COST OF MILLING</b>														
Cereals.....	100Kg	9.00	-	8.00	10.00	10.00	8.67	8.00	9.33	8.00	9.33	7.33	9.00	8.79
Pulses.....	100Kg	9.33	11.67	9.67	10.00	15.00	8.67	10.00	10.00	10.00	10.00	9.33	11.00	10.40
Pepper Whole.....	100Kg	83.33	91.67	63.33	100.00	93.33	46.67	70.00	60.00	75.00	60.00	58.33	141.67	78.53
<b>BEVERAGES - NON ALCOHOLIC</b>														
Ambo Mineral Water.....	500cc	1.50	1.50	1.50	1.50	1.42	1.33	1.37	1.50	1.50	1.42	1.50	1.58	1.47
Bure Mineral Water.....	500cc	-	-	-	-	-	-	-	-	-	-	-	-	-
Coca Cola/Fanta.....	300cc	1.50	1.50	1.50	1.50	1.50	1.58	1.48	1.52	1.50	1.50	1.58	1.50	1.51

Table 10 : Average Retail Price of Goods and Services by Region and Selected Market Places - Group 10 Market Places (Cont'd)

February 2004  
Yekatit 1996

ITEM	UNIT	R E G I O N   A N D   M A R K E T   P L A C E S												ADDIS ABABA AVERAGE
		A D D I S   A B A B A												
		Merkato	Kera	Zenebe work	Gergi	Saris	Kotebe	Ferensay Legasion	Shola (yeka)	Asko	Addisu- Gebeya	Efoyita Gebeya	Akaki	
P R I C E   I N   B I R R														
Pepsi Cola/Mirinda.....	300cc	1.50	1.50	1.50	1.50	1.50	1.58	1.48	1.75	1.50	1.50	1.58	1.50	1.53
<b>BEVERAGES - ALCOHOLIC</b>														
Araki (Local).....	900cc	17.00	17.00	18.33	17.33	17.17	18.33	17.83	17.33	18.33	15.67	16.50	18.00	17.40
Cognac (Local).....	900cc	17.00	-	18.33	-	-	-	18.00	-	-	16.00	16.50	18.00	17.22
Brandy (Local).....	900cc	17.00	17.00	18.33	-	-	17.33	16.93	-	-	17.50	16.00	18.00	17.25
Gin (Local).....	900cc	17.00	17.00	18.33	17.33	16.83	17.33	17.83	19.00	18.67	16.00	16.50	18.00	17.44
Saris Wine (Normal).....	750cc	10.33	6.00	6.17	11.00	5.33	5.00	5.62	6.50	6.67	9.17	6.00	6.00	6.98
'Katikalla'.....	Lt	7.49	9.36	9.00	6.85	7.59	5.17	6.67	6.67	6.33	-	5.81	6.17	7.01
Beer (Bedele).....	330cc	2.92	3.00	3.00	3.00	3.00	3.00	2.92	3.00	3.00	3.00	3.00	3.00	2.98
Beer (Harar).....	330cc	2.92	2.92	3.00	-	3.00	3.00	3.00	3.00	3.00	3.00	3.00	3.00	2.98
Beer (Meta Abo).....	330cc	3.00	2.92	3.00	3.00	3.00	3.00	2.88	3.00	3.00	3.10	3.00	3.17	3.01
'Tella'.....	Lt	.96	.90	.96	.96	1.41	1.02	.92	.96	.90	.96	.92	.63	.93
'Teji' (Mead).....	Lt	2.41	2.10	1.85	2.00	3.21	1.45	1.85	3.70	1.85	1.85	1.85	1.85	2.16
<b>CIGARETTES AND TOBACCO</b>														
<b>CIGARETTES</b>														
Nyala.....	Packet	4.00	4.00	4.00	4.00	4.00	4.00	4.00	4.00	4.00	4.33	4.00	4.00	4.03
Gissila.....	Packet	-	-	-	1.00	-	-	-	-	-	-	-	1.83	1.63
Rothmans.....	Packet	9.33	-	10.00	-	-	7.67	-	10.00	10.00	8.67	8.00	-	9.21
<b>TOBACCO</b>														
'Gaya'.....	Kg	-	-	-	-	12.50	-	-	-	7.42	-	-	17.43	12.44
<b>CLOTHING AND FOOT WEAR</b>														

Table 10 : Average Retail Price of Goods and Services by Region and Selected Market Places - Group 10 Market Places (Cont'd)

February 2004  
Yekatit 1996

ITEM	UNIT	R E G I O N   A N D   M A R K E T   P L A C E S											ADDIS ABABA AVERAGE	
		A D D I S   A B A B A												
		Merkato	Kera	Zenebe work	Gergi	Saris	Kotebe	Ferensay Legasion	Shola (yeka)	Asko	Addisu- Gebeya	Efoyita Gebeya		Akaki
P R I C E   I N   B I R R														
<b>CLOTHING</b>														
Abujedid(Akaki/Bahir Dar)91cm. Meter		4.00	4.33	4.00	-	-	-	-	-	-	-	-	-	4.17
Abujedid(Komb./Arba Min.)150cm Meter		5.75	6.00	5.45	-	5.83	-	5.50	5.50	6.00	6.00	6.00	5.50	5.77
Khaki(S-10,000 Twil)110cm..... Meter		10.67	-	8.00	-	-	-	-	-	-	-	9.33	-	9.71
Khaki(Akaki)91cm..... Meter		-	-	-	-	-	-	-	-	-	-	-	-	-
Wool-England 100%..... Meter		153.33	-	-	-	-	-	-	-	-	-	-	-	153.33
Tetron(Arba Minch)..... Meter		14.00	-	18.00	-	-	-	-	19.30	-	-	10.50	-	13.85
Peplin(Dire Dawa)105cm. Meter		5.92	6.67	5.83	-	7.00	-	-	-	-	5.67	6.00	6.00	6.07
Poplin(Komb./Arba Minch)150cm. Meter		10.67	10.00	9.25	-	9.67	-	10.60	9.50	-	10.67	10.00	9.00	9.91
Nylon(Mojo)..... Meter		9.83	-	8.00	-	9.00	-	-	-	-	8.00	8.00	9.67	8.90
Polyster(Arba Minch/Awasa).... Meter		14.00	-	15.00	-	-	-	-	19.30	-	-	-	-	15.26
Jersi..... Meter		17.00	-	14.00	-	-	-	-	-	-	-	-	-	15.50
Cotton..... Kg		6.00	6.17	8.50	6.25	5.50	5.00	6.50	5.50	6.33	6.50	6.17	6.50	6.16
Hisufi .....Meter		-	-	20.00	-	-	-	-	-	-	-	11.33	-	13.50
Kefay ..... Meter		-	-	-	-	27.67	-	-	-	-	-	28.00	-	27.83
<b>COST OF TAILORING</b>														
Woolen Suit (Men)..... No		296.67	258.33	-	-	-	-	-	183.33	-	350.00	283.33	-	274.33
Khaki Suit (Men)..... No		62.50	60.00	-	-	50.00	-	27.50	42.50	46.67	31.67	86.67	32.50	50.23
Khaki Suit (Boys)..... No		-	43.33	-	-	-	-	20.00	30.00	23.33	17.33	70.00	17.50	33.94
Tateron Suit (Men) ..... No		91.67	60.00	-	-	50.00	4.00	30.00	45.00	76.67	-	-	32.50	55.21
Tateron Suit (Boys) ..... No		150.00	43.33	-	-	25.00	-	25.00	30.00	23.33	-	233.33	17.50	71.76
<b>READY-MADE / FOR ADULTS</b>														
'Netela'..... No		25.33	34.33	-	-	-	-	34.33	-	26.67	33.33	-	-	30.80
'Gabi'..... No		58.33	68.33	58.33	55.00	55.00	-	66.67	68.33	78.33	78.33	-	-	66.00

Table 10 : Average Retail Price of Goods and Services by Region and Selected Market Places - Group 10 Market Places (Cont'd)

February 2004  
Yekatit 1996

		R E G I O N   A N D   M A R K E T   P L A C E S												
ITEM	UNIT	A D D I S   A B A B A											ADDIS ABABA AVERAGE	
		Merkato	Kera	Zenebe work	Gergi	Saris	Kotebe	Ferensay Legasion	Shola (yeka)	Asko	Addisu- Gebeya	Efoyita Gebeya		Akaki
		P R I C E   I N   B I R R												
Shirts Long Sleeved (Local).....	No	56.25	47.65	46.00	-	-	-	44.20	45.00	-	-	-	32.80	45.32
Shirts Short Sleeved (Local).....	No	44.75	23.00	49.00	-	-	-	-	-	-	-	-	-	38.92
Shirts Long Sleeved (Imported)...	No	46.67	35.00	39.00	40.00	37.67	-	43.98	59.78	23.00	55.00	19.33	39.88	39.28
Shirts Short Sleeved (Imported)...	No	45.00	40.00	36.00	40.00	36.00	-	45.00	-	-	56.67	33.33	39.33	41.04
Socks (Cotton) Imported.....	Pair	5.00	6.67	-	-	6.33	5.00	4.13	-	4.67	9.33	5.00	-	5.77
Sweater (Local) Men.....	No	65.00	26.00	26.00	-	-	-	53.67	72.00	45.00	27.50	27.33	-	40.32
Sweater (Local) Women.....	No	58.33	13.67	-	-	-	-	47.88	44.85	40.00	21.00	27.33	-	34.68
Shash (Imported).....	No	9.44	12.33	7.33	9.00	7.00	7.67	8.33	9.33	7.33	13.33	8.00	7.33	8.89
Singlets (Local) White.....	No	11.67	10.00	-	13.00	12.00	10.67	12.53	12.65	10.00	12.33	9.33	9.33	10.94
Jeans Trouser.....	No	78.33	-	71.67	65.00	73.33	-	66.67	66.67	71.67	113.33	83.33	-	76.67
Woolen Suit.....	No	1466.67	-	-	-	-	-	-	602.40	-	790.00	-	-	1053.20
'Kemisna Netela'.....	No	121.67	98.33	133.33	77.50	133.33	-	133.33	131.67	128.33	113.33	133.33	96.67	119.53
Sweater-Men (Imported).....	No	113.33	106.67	-	-	88.33	-	-	200.00	-	123.33	-	-	126.33
Sweater-Women (Imported).....	No	90.00	56.67	-	-	-	-	-	200.00	-	106.67	42.67	-	99.20
Nylon Dress.....	No	-	-	-	-	-	-	-	-	-	-	-	-	-
Tetron Trouser.....	No	-	-	-	-	-	-	-	-	-	-	-	-	-
Leather Jacket.....	No	533.33	766.67	-	-	-	-	598.00	727.13	-	700.00	600.00	-	665.29
Under Wear China.....	No	11.33	-	10.67	-	11.67	12.67	13.00	12.33	13.67	13.33	11.33	12.00	12.20
Deriya .....	NO	12.22	-	7.17	-	9.55	11.11	10.00	11.56	10.00	10.78	8.22	8.78	10.04
Polyester Suit.....	No	-	-	-	-	-	-	-	-	-	-	-	-	-
Khaki Short .....	No	-	-	-	-	-	-	33.00	-	-	-	-	-	33.00
T-Shirts .....	No	43.33	23.33	10.33	33.50	25.00	14.33	23.77	22.30	-	-	26.67	20.00	24.38
Jogging Suit(sport tuta) .....	No	-	86.67	-	133.33	61.67	61.67	95.00	83.33	65.00	-	71.67	97.50	83.46
Khaki Jacket .....	No	113.33	113.33	-	82.50	-	-	-	137.50	-	146.67	85.00	90.00	112.06
Geldem .....	No	35.67	19.33	-	-	17.00	-	-	25.67	-	-	14.67	15.33	21.81

Table 10 : Average Retail Price of Goods and Services by Region and Selected Market Places - Group 10 Market Places (Cont'd)

February 2004  
Yekatit 1996

R E G I O N   A N D   M A R K E T   P L A C E S														
ITEM	UNIT	A D D I S   A B A B A											ADDIS ABABA AVERAGE	
		Merkato	Kera	Zenebe work	Gergi	Saris	Kotebe	Ferensay Legasion	Shola (yeka)	Asko	Addisu- Gebeya	Efoyita Gebeya		Akaki
P R I C E   I N   B I R R														
<b>READY-MADE / FOR CHILDREN</b>														
Sweater (Local) for Boys.....	No	28.33	17.33	15.67	-	-	-	36.32	44.70	25.00	15.33	18.67	19.00	22.85
Socks (Imported) Cotton.....	Pair	3.33	3.67	3.17	-	-	3.00	2.77	-	2.33	3.08	3.00	-	3.04
Jeans Trouser.....	No	35.00	31.67	-	55.00	-	-	-	65.00	-	-	50.00	-	42.73
Shirt Long Sleeved(Imported)Boys.	No	21.67	15.67	-	-	24.33	-	21.85	24.50	20.00	25.00	14.67	22.50	20.44
Sweater (England) for Girls.....	No	27.50	41.67	-	-	-	-	-	-	-	-	-	-	36.00
Short for Boys.....	No	-	-	-	-	-	-	-	-	-	-	-	5.25	5.25
Kemise(for children) .....	No	61.67	45.00	28.33	33.33	52.67	-	52.62	55.50	-	53.47	43.33	47.50	47.04
<b>FOOTWEAR (MEN AND WOMEN)</b>														
Anbessa Leather Shoes Men(Local)Pair		161.67	76.54	61.67	-	108.33	-	97.48	69.85	72.00	98.30	-	70.80	95.69
Leather Shoes Men (Croft).....	Pair	238.33	175.00	78.33	120.00	86.67	-	71.67	113.33	-	140.00	100.00	60.00	122.39
Walking Shoes(Imp.) Non-Leather Pair		-	-	-	160.00	73.33	-	90.00	85.00	-	-	71.67	-	91.43
Canvas Shoes (Local) Men.....	Pair	22.50	-	18.33	-	-	-	-	21.33	-	-	-	-	20.50
Canvas Shoes (China) Men.....	Pair	26.33	24.00	25.00	30.00	24.33	-	22.67	18.33	-	-	23.33	24.67	23.84
Plastic Shoes (Local) Women....	Pair	6.33	6.33	5.83	6.50	7.00	5.67	6.33	8.00	6.33	7.00	6.00	6.67	6.50
Slippers Sponge Adult (China)..	Pair	6.17	5.67	5.00	6.33	6.00	5.00	-	8.00	6.00	6.00	6.00	6.50	6.05
Boots for Men Plastic (Local)..	Pair	38.00	-	-	-	-	-	-	34.33	-	-	-	-	35.80
Sendel Plastic Shoes (Imp.)....	Pair	8.67	-	10.00	-	-	-	-	-	-	-	9.33	8.50	9.18
Cost of Mending Shoes sole(Men).Pair		19.33	25.00	27.67	-	18.67	21.67	23.33	26.67	26.67	25.00	24.67	22.67	23.72

Table 10 : Average Retail Price of Goods and Services by Region and Selected Market Places - Group 10 Market Places (Cont'd)

February 2004  
Yekatit 1996

ITEM	UNIT	R E G I O N   A N D   M A R K E T   P L A C E S											ADDIS ABABA AVERAGE	
		A D D I S   A B A B A												
		Merkato	Kera	Zenebe work	Gergi	Saris	Kotebe	Ferensay Legasion	Shola (yeka)	Asko	Addisu- Gebeya	Efoyita Gebeya		Akaki
P R I C E   I N   B I R R														
<b>CONSTRUCTION MATERIALS, WATER, AND FUEL AND POWER</b>														
<b>CONSTRUCTION MATERIALS</b>														
Cement/Bag/(Local).....	50Kg	33.67	33.17	33.83	33.33	33.17	34.00	34.67	35.00	32.90	34.00	135.67	34.00	42.49
Lime.....	Kg	1.06	-	-	-	-	-	-	-	-	-	-	-	1.06
Nail (7cm - 12cm).....	Kg	7.00	7.67	7.17	7.67	6.67	7.00	8.00	8.00	7.00	8.00	7.67	8.00	7.50
Nail With Cape.....	Kg	9.33	10.67	9.08	10.00	10.00	9.00	10.00	10.00	8.75	10.33	9.33	10.00	9.74
Corrugated Iron Sheet (.2mm).....	No	36.58	31.33	33.67	38.00	37.00	28.92	-	39.00	-	45.00	28.50	37.00	34.43
Wood for House Construction('Atana')..	No	4.00	4.33	5.33	3.67	4.00	3.67	4.33	3.83	3.83	-	3.67	4.50	4.11
Wall Paints-Super (Fluid) Normal.....	4Kg	58.33	61.00	56.43	58.67	59.33	60.00	-	60.00	56.00	56.67	55.67	59.00	58.28
Wall Paints-Super (Fluid) Plastic....	4Kg	88.67	90.00	84.00	90.00	89.67	90.00	-	90.00	86.67	87.33	86.33	89.00	88.45
Coarse Aggregate Gravel.....	Meter Cube	145.12	155.43	205.13	155.96	136.05	127.55	208.37	152.96	158.73	204.25	183.26	316.70	177.24
Hollow Concrete Block(20x20x40 cm Cube)No		2.37	2.39	-	2.20	2.18	1.40	2.30	-	2.17	2.10	2.33	2.00	2.19
Bricks (25cm x 12cm x 6cm).....	No	1.03	-	-	-	1.17	1.20	-	-	1.03	-	1.33	-	1.15
Floor Board 4m Length.....	No	44.00	54.00	-	14.00	60.00	47.50	-	-	-	130.00	51.67	-	58.93
Iron Pipe 6mt. (1/2 inch Wide) Local..	No	66.67	66.67	67.00	-	66.50	70.00	70.33	84.00	-	80.00	70.00	65.00	70.52
Chipwood (125cm x 250cm x 8mm).....	No	80.00	85.00	-	-	85.00	-	-	-	-	-	79.33	-	81.86
Sand.....	Meter Cube	122.45	102.04	127.87	149.44	-	91.84	176.13	115.87	106.57	137.19	108.97	227.17	131.53
Gutter N° 32.....	Meter	-	13.67	13.33	-	16.00	12.67	-	15.00	15.33	12.25	14.00	16.50	13.99
Window Glass (50cm x 50cm x 3mm).....	No	12.50	11.88	-	-	11.92	14.00	-	11.63	12.00	12.67	9.67	-	12.06
Water Tanker (1meter cube).....	No	-	-	900.00	-	-	-	-	750.00	800.00	1000.00	1083.33	-	950.00
Stone for House Construction..	Meter Cube	-	-	-	-	-	-	-	-	-	-	-	-	-
Mega Paints.....	4Kg	-	61.00	-	58.33	56.33	-	55.33	-	54.00	56.67	56.67	-	57.21
Tseday Paints.....	4Kg	-	60.00	-	60.00	57.67	-	-	-	-	-	-	-	58.60
"Yewellel Nitaf"(Tile).....	No	-	-	-	-	1.33	-	-	-	2.00	-	2.48	-	1.94
<b>WATER</b>														
Water.....	Meter Cube	7.10	5.45	6.27	9.00	-	-	8.33	9.33	6.58	7.50	7.12	5.45	7.15

Table 10 : Average Retail Price of Goods and Services by Region and Selected Market Places - Group 10 Market Places (Cont'd)

February 2004  
Yekatit 1996

ITEM	UNIT	R E G I O N   A N D   M A R K E T   P L A C E S												
		A D D I S   A B A B A											ADDIS ABABA AVERAGE	
		Merkato	Kera	Zenebe work	Gergi	Saris	Kotebe	Ferensay Legasion	Shola (yeka)	Asko	Addisu- Gebeya	Efoyita Gebeya		Akaki
P R I C E   I N   B I R R														
<b>FUEL AND POWER</b>														
Fire Wood.....	Meter Cube	112.85	141.40	92.31	-	-	-	147.30	87.61	58.76	105.11	-	74.44	99.25
Charcoal.....	Kg	1.84	1.91	1.69	2.30	2.81	3.45	1.43	2.12	1.83	1.72	2.85	1.55	2.12
Dung Cake.....	Kg	-	.48	.57	.44	-	.84	.27	.34	.33	.34	.60	.25	.44
Kerosine.....	Lt	2.00	2.00	2.00	2.00	2.00	2.00	2.00	2.00	2.00	2.00	2.00	2.00	2.00
Diesel.....	Lt	2.72	2.72	2.72	2.72	2.72	2.72	2.72	2.72	2.72	2.72	2.72	2.72	2.72
Electric.....	K.Watt	.40	.40	.40	.27	.40	.40	.40	.40	.40	.40	.40	-	.39
Matches.....	Box	.20	.20	.20	.15	.15	.20	.20	.20	.20	.18	.20	.18	.19
Candles.....	No	.75	.50	.58	.63	.68	.75	.75	.75	.75	.68	.75	.75	.69
Buthane Gas (Shell).....	12.5 Kg	119.30	-	-	-	125.82	-	120.65	-	-	125.00	122.78	-	122.49
Eveready Drycell.....	No	1.75	1.71	1.75	1.58	1.75	1.75	1.75	1.63	1.75	1.71	1.75	1.71	1.71
<b>FURNITURE, FURNISHING, HOUSEHOLD EQUIPMENT AND OPERATION</b>														
<b>CHAIRS, TABLES, ETC.</b>														
Table Wanza (Machine made) Varnished..	No	150.00	-	250.00	346.67	414.73	425.00	-	443.33	433.33	256.67	350.00	170.00	332.47
Table Wanza (Hand made) Not Varnished.	No	-	-	250.00	-	-	-	-	-	-	-	-	-	250.00
Chairs Wanza (Machine Made) Varnished.	No	55.00	56.67	78.33	78.33	113.33	70.00	148.12	113.33	70.00	68.33	73.33	58.33	80.33
Chairs Wanza (Hand Made) Varnished....	No	25.00	35.00	-	-	-	-	-	-	-	-	-	30.00	30.00
Cupboard Wanza (2 doors) Varnished....	No	800.00	700.00	766.67	883.33	1084.76	950.00	1265.05	1233.33	916.67	883.33	833.33	733.33	909.83
Double Bed Wanza (120cm) Varnished....	No	400.00	346.67	433.33	486.67	671.31	425.00	763.87	693.33	633.33	533.33	550.00	366.67	528.80
Sofas (Complete).....	No	1633.33	1200.00	1700.00	2033.33	3380.50	2250.00	3136.03	2250.00	2033.33	2016.67	1566.67	1800.00	2057.99
Book Shelves Wanza (3 Shelves) no Door	No	240.00	-	250.00	375.00	484.84	350.00	-	493.33	500.00	560.00	483.33	-	442.93
Chest of Drawer .....	No	-	-	-	900.00	704.63	475.00	902.73	643.33	600.00	550.00	500.00	-	632.47
<b>FURNISHINGS &amp; REPAIRS</b>														
Bed Sheet (Non-Patterned Bahir Dar) 1.90m x 2.50m.....	Pair	46.00	50.00	48.33	-	45.80	-	52.25	52.45	-	84.00	45.17	51.65	50.26

Table 10 : Average Retail Price of Goods and Services by Region and Selected Market Places - Group 10 Market Places (Cont'd)

 February 2004  
 Yekatit 1996

ITEM	UNIT	R E G I O N   A N D   M A R K E T   P L A C E S												ADDIS ABABA AVERAGE
		A D D I S   A B A B A												
		Merkato	Kera	Zenebe work	Gergi	Saris	Kotebe	Ferensay Legasion	Shola (yeka)	Asko	Addisu- Gebeya	Efoyita Gebeya	Akaki	
P R I C E   I N   B I R R														
Bed Sheet(Patterned Kombolcha)														
1.90m x 2.50m.....	Pair	43.50	84.33	81.67	-	87.60	-	62.40	89.73	-	89.75	79.00	89.73	73.14
Bed Cover(Patterned Kombolcha).....	No	-	-	-	-	-	-	89.75	-	-	-	89.67	67.80	86.05
Blanket Woolen(Debre B.)160cm x 220cm. No		78.67	72.67	-	-	79.62	-	83.85	83.85	-	83.85	76.67	84.83	79.38
Mattress-Sponge (A.A Foam) 120cm.....	No	331.33	-	-	-	-	-	328.75	-	-	339.40	-	-	333.59
Towel-Local (Kombolcha).....	No	10.00	10.33	-	-	-	-	13.33	5.10	-	15.47	10.67	16.78	12.11
<b>EARTHEN WARE</b>														
Water Pot.....	No	-	-	7.00	-	9.00	5.00	-	9.00	7.00	9.17	-	6.67	7.50
'Jebena' Medium Size.....	No	-	3.00	2.00	2.67	2.17	2.50	2.00	2.00	2.17	2.00	2.00	2.50	2.27
'Mitad' (Griddle of Clay).....	No	7.33	9.33	9.33	12.00	8.00	8.17	10.33	11.67	10.67	9.67	7.67	8.00	9.35
Local Stove '(Lakech)'	No	7.33	4.17	2.00	5.17	7.83	4.83	22.67	5.00	6.83	7.33	7.83	4.00	7.08
Cup for Coffee (China).....	No	1.08	1.25	1.42	1.08	1.08	1.25	1.17	1.12	1.25	1.17	1.17	1.00	1.17
Plate Clay (imported).....	No	3.50	3.33	3.00	4.17	2.92	3.00	4.00	5.83	3.67	4.00	4.00	3.00	3.70
<b>STRAW, BAMBOO AND OTHERS</b>														
'Sefed'.....	No	8.67	6.67	8.33	8.50	8.00	6.00	6.50	5.83	8.00	9.00	8.00	9.17	7.67
Sack 100Kg Capacity.....	No	-	-	-	-	-	-	-	-	-	-	-	6.75	6.75
<b>METAL WARE</b>														
Cooking Pan Medium (Local).....	No	22.00	22.33	21.00	18.67	23.67	40.33	26.67	23.67	24.67	25.00	38.67	23.50	25.91
Tray (Nickel) Medium N° 45 Local.....	No	-	-	-	-	-	-	-	-	-	-	14.00	-	14.00
Electric 'Mitad' Aluminium.....	No	306.67	340.00	350.00	-	350.00	400.00	350.00	362.50	345.00	336.67	365.00	-	345.00
Gas Stove (Kerosine) China.....	No	34.67	35.33	-	36.67	35.00	36.33	36.00	35.00	37.33	35.00	35.33	34.67	35.58
Refrigerator.....	No	3416.67	-	-	-	-	-	-	2960.00	-	3633.33	-	-	3336.67

Table 10 : Average Retail Price of Goods and Services by Region and Selected Market Places - Group 10 Market Places (Cont'd)

February 2004  
Yekatit 1996

ITEM	UNIT	R E G I O N   A N D   M A R K E T   P L A C E S												ADDIS ABABA AVERAGE
		A D D I S   A B A B A												
		Merkato	Kera	Zenebe work	Gergi	Saris	Kotebe	Ferensay Legasion	Shola (yeka)	Asko	Addisu- Gebeya	Efoyita Gebeya	Akaki	
P R I C E   I N   B I R R														
<b>PLASTIC WARE (LOCAL MADE)</b>														
Jerrycan (20 Litres).....	No	22.33	-	19.67	-	-	23.67	-	21.00	-	-	18.50	-	21.21
Bucket (20 Litres).....	No	13.67	13.83	12.67	13.83	13.83	13.00	13.00	13.33	13.83	13.17	14.00	-	13.47
<b>GLASS WARE</b>														
Glass for Tea (Duralax).....	No	3.00	1.85	1.92	3.00	2.92	3.00	3.00	2.92	3.00	3.00	3.00	3.00	2.80
<b>OTHER HOUSEHOLD EQUIPMENT</b>														
Kerosine Lamp.....	No	18.67	17.00	-	-	19.00	-	-	20.33	-	18.20	26.00	13.33	18.81
'Kuraz' Small Local Kerosine Lamp.....	No	1.50	1.00	1.17	-	1.00	-	-	2.00	-	-	1.50	1.33	1.39
Flash Light.....	No	7.00	6.00	-	5.00	6.42	6.00	6.50	7.17	6.17	6.25	6.67	6.83	6.47
Electric Bulb Philips(40/60 Watt).....	No	2.00	-	2.00	1.83	2.00	1.92	2.17	2.00	-	2.00	2.00	1.75	1.97
<b>HOUSEHOLD OPERATION</b>														
Hard Soap (Local).....	200gm	2.00	2.00	2.00	1.82	1.97	1.82	1.94	2.00	1.43	2.00	1.82	2.00	1.90
Hard Soap (Imported).....	200gm	1.93	2.00	1.93	2.00	2.00	1.47	1.82	1.97	1.74	1.97	2.09	2.03	1.91
Detergent (Omo).....	50gm	.58	1.67	1.21	1.67	1.17	1.25	1.09	1.25	1.25	.63	.64	1.67	1.17
Incense.....	Kg	19.00	24.33	5.83	-	23.33	6.00	8.67	10.00	-	14.00	6.67	11.17	12.82
Sandal Wood.....	No	.20	.23	.22	.22	.25	.25	.20	.20	.20	.23	.25	.25	.23
Toilet Paper (Mamko).....	Roll	2.97	3.00	2.97	2.97	2.92	2.93	3.00	3.00	3.00	3.00	2.92	3.00	2.97
<b>DRY CLEANING</b>														
Dry Cleaning (Suit Men).....	No	15.67	13.67	16.00	20.33	15.00	14.00	15.67	17.00	13.00	14.67	15.33	14.50	15.43

Table 10 : Average Retail Price of Goods and Services by Region and Selected Market Places - Group 10 Market Places (Cont'd)

February 2004  
Yekatit 1996

ITEM	UNIT	R E G I O N   A N D   M A R K E T   P L A C E S												ADDIS ABABA AVERAGE
		A D D I S   A B A B A												
		Merkato	Kera	Zenebe work	Gergi	Saris	Kotebe	Ferensay Legasion	Shola (yeka)	Asko	Addisu- Gebeya	Efoyita Gebeya	Akaki	
P R I C E   I N   B I R R														
<b>DOMESTIC SERVICE</b>														
Maid Servant.....	Month	110.00	90.00	86.67	60.00	53.33	56.67	56.67	56.67	53.33	70.00	76.67	35.00	67.08
Unskilled Service (Daily Laborer)....	Day	7.33	6.67	7.67	9.00	9.33	6.67	6.83	7.00	6.67	9.00	5.67	6.67	7.38
Salary for Guard .....	Month	90.00	93.33	93.33	88.33	-	93.33	83.33	53.33	66.67	133.33	70.00	-	86.50
<b>MEDICAL CARE</b>														
Ampicillin(250 mg) Local.....	56 Caps	-	16.80	16.80	15.40	19.60	15.87	16.80	-	-	16.33	19.60	14.28	16.60
Dichlorophine(500 mg) Local.....	6 Pills	-	-	5.00	-	-	-	-	1.39	-	-	-	-	3.56
Tetracycline(250mg) Local.....	56 Caps	8.59	7.37	7.70	7.45	9.80	7.19	9.33	10.08	9.80	8.49	5.60	7.84	8.14
Penicillin Injection(4 Mu. Local). Bottle		3.83	4.00	3.37	3.57	4.00	3.65	3.83	4.25	4.00	3.75	3.68	3.40	3.76
Chloramphenicol(250mg) Local.....	56 Caps	10.45	9.52	10.27	9.59	11.20	9.80	10.27	11.90	10.78	10.92	11.20	11.20	10.51
Dipron(500mg) Local.....	20 Pills	-	-	-	-	-	-	-	1.85	-	-	-	-	1.85
Cough Syrup (Berantine) Local.....	125cc	-	-	-	-	-	8.62	-	-	7.50	-	-	-	8.17
Bactrim(480mg) Local.....	30 Pills	-	4.13	4.50	-	-	-	-	3.60	-	4.88	-	-	4.35
Vermox(100mg) Local.....	12 Pills	-	-	2.00	-	-	-	-	-	-	2.00	-	-	2.00
Mezel(250mg) Local.....	30 Caps	3.85	3.95	4.50	3.99	4.75	4.25	4.50	4.88	4.50	3.70	3.00	3.95	4.11
Asprin (300 mg) Local.....	20 Pills	2.00	1.47	1.60	1.10	1.75	1.47	2.00	1.70	2.53	1.57	1.63	1.17	1.68
<b>OTHER MEDICAL EXPENSES</b>														
Doctor's Fee (Government).....	per visit	5.00	-	5.00	-	-	-	4.00	3.75	2.00	5.00	5.00	1.00	3.59
Doctor's Fee (Private).....	per visit	10.00	8.33	13.33	8.33	8.33	5.00	11.67	15.00	8.33	8.33	11.67	4.67	9.42
Injection (Service Charge).....	Once	1.67	1.33	2.00	2.00	1.67	1.33	2.00	2.00	1.00	1.33	2.00	1.00	1.61
Labratory Test Fee (Private).....	Once	5.00	4.00	5.00	4.00	3.33	3.50	4.00	5.33	5.00	4.67	4.00	3.33	4.26
Bed Charge (gov.).....	per day	2.20	-	-	-	-	-	2.30	2.98	8.00	3.10	3.00	-	3.33

Table 10 : Average Retail Price of Goods and Services by Region and Selected Market Places - Group 10 Market Places (Cont'd)

February 2004  
Yekatit 1996

ITEM	UNIT	R E G I O N   A N D   M A R K E T   P L A C E S											ADDIS ABABA AVERAGE	
		A D D I S		A B A		B A								
		Merkato	Kera	Zenebe work	Gergi	Saris	Kotebe	Ferensay Legasion	Shola (yeka)	Asko	Addisu- Gebeya	Efoyita Gebeya	Akaki	

P R I C E   I N   B I R R

TRANSPORT AND COMMUNICATION

TRANSPORT

Benzene.....	Lt	4.40	4.40	4.40	4.40	2.94	4.40	4.40	4.40	4.40	4.40	4.40	4.40	4.28
Motor Oil (Mobil).....	Lt	19.80	19.85	19.51	19.70	19.77	18.83	19.07	18.83	19.75	19.03	19.75	19.80	19.47
Car Washing and Greasing.....	No	27.33	25.00	25.00	26.67	25.00	25.00	27.50	26.50	22.50	25.00	21.67	22.33	24.90
Bus Fare (per km).....	Tarif	-	.10	-	-	-	-	-	-	-	-	.10	-	.10
Bus Fare (within Town) .....	Trip	.37	.32	.25	.30	.22	.37	.28	.45	.28	.37	.25	.75	.35
Taxi Fare .....	Trip	.55	.55	.55	.55	.55	.55	.55	.55	.55	.75	.55	.55	.56
Air Plane (To Addis Ababa) .....	Trip	-	-	-	-	-	-	-	-	-	-	-	-	-
Animal Transport fare.....	Trip	-	-	-	-	-	-	-	-	-	-	-	-	-
Cart Fare.....	Trip	-	-	-	-	-	-	-	-	-	-	-	.50	.50
Train Fare .....	Trip	-	-	-	-	-	-	-	-	-	-	-	-	-
Service Charge (Motor oil change)...	Once	-	-	-	-	-	-	-	-	-	-	-	-	-

COMMUNICATION

Telephone Charge (with town).....	Period	.20	.20	.20	.20	-	.20	.20	.20	.20	.20	.20	.20	.20
Telephone Charge to Addis Ababa.....	Period	-	-	-	-	-	-	-	-	-	-	-	.40	.40
Telephone Line Installation Charge..	Once	355.75	355.75	357.75	-	355.75	-	-	355.75	355.75	355.75	355.75	355.75	355.95

ENTERTAINMENT AND EDUCATION

EQUIPMENT AND ACCESSORIES

T.V. Set Philips 21 inch(Colored).....	No	3016.67	-	-	-	-	-	-	3765.00	-	3033.33	-	-	3271.67
Cassette Recorded Original(Local Music)No	No	10.00	10.00	10.00	10.00	10.00	11.33	10.00	10.00	10.00	10.00	10.00	10.00	10.11
Radio Set Philips 3 Band.....	No	163.33	-	-	-	-	-	-	285.00	-	-	-	-	212.00
Tape Recorder National (2 Speaker)....	No	233.33	-	-	-	250.00	-	-	585.00	-	916.67	-	-	512.00
Expense for Photograph(Passport size)4Pho		5.00	5.67	5.00	4.67	5.00	3.00	5.67	4.00	4.67	4.67	5.00	3.83	4.68

Table 10 : Average Retail Price of Goods and Services by Region and Selected Market Places - Group 10 Market Places (Cont'd)

February 2004  
Yekatit 1996

ITEM	UNIT	R E G I O N   A N D   M A R K E T   P L A C E S												ADDIS ABABA AVERAGE
		A D D I S   A B A B A												
		Merkato	Kera	Zenebe work	Gergi	Saris	Kotebe	Ferensay Legasion	Shola (yeka)	Asko	Addisu- Gebeya	Efoyita Gebeya	Akaki	
P R I C E   I N   B I R R														
Newspaper (Addis Zemen)..... No	.50	-	-	-	-	-	.67	-	-	.50	-	-	.57	
Theater Entrance Fee ..... Once	10.00	-	-	-	-	-	-	10.00	-	-	-	-	10.00	
<b>EDUCATION</b>														
Exercise Book (50 Leaves) Local..... No	1.77	1.78	1.65	1.75	1.75	1.93	1.83	-	1.97	1.72	1.72	1.75	1.78	
Pencil (China)..... No	.25	.20	.22	.22	.25	.20	.25	.25	.25	.25	.22	.25	.23	
Ball Point-Bic England..... No	1.07	1.00	1.00	1.00	1.00	1.00	1.00	1.03	1.07	1.00	1.00	1.00	1.01	
Day School Fee-Public(Grade 7 & 8)..Month	15.75	17.50	18.50	-	18.33	-	24.25	20.50	18.83	12.25	18.17	15.50	18.02	
Day School Fee-Private(Grade 9-12)..Month	159.00	191.00	-	-	-	-	-	-	-	-	150.33	102.70	150.76	
Night School Fee-Government(Gr.9-12)Month	-	19.53	19.55	19.58	24.65	19.55	19.00	-	19.50	24.55	18.57	19.58	20.26	
School Uniform Fee ..... No	110.00	66.33	46.67	-	-	-	-	34.67	70.00	43.33	35.33	44.00	49.55	
Night School Fee-Private(Grade9-12).Month	30.00	-	-	-	-	-	-	-	-	-	20.00	-	25.00	
<b>PERSONAL CARE AND EFFECTS</b>														
<b>PERSONAL CARE</b>														
Lux Toilet Soap..... 90gm	2.16	2.12	1.97	1.82	1.78	2.08	1.97	1.93	1.75	1.97	2.06	2.06	1.97	
Blade-TOPAZ..... No	.25	.23	.25	.25	.25	.25	.25	.25	-	.23	.23	.25	.25	
Hair Dressing (Traditional)..... No	5.00	-	9.00	-	-	-	10.00	-	5.00	7.00	9.00	3.00	6.62	
Hair Dressing (Modern)..... No	7.33	8.00	8.00	8.67	5.51	7.67	6.67	10.67	5.00	7.33	9.33	7.00	7.56	
Barbery (Mens Hair Cut)..... No	7.33	4.67	5.00	6.67	3.67	3.00	2.00	4.33	3.00	5.33	3.00	2.00	4.17	
Paraffin Hair Oil..... 330cc	7.50	7.17	7.17	7.00	7.33	7.00	7.42	7.50	7.50	-	7.50	7.50	7.33	
Zenith Hair Oil..... 330cc	6.33	7.67	7.50	7.00	6.95	7.50	7.42	7.83	-	-	7.50	7.17	7.30	
Shaving Machine (medium) ..... No	-	-	-	-	-	-	-	11.50	-	-	9.50	-	10.50	
Perfume ..... CC	-	20.67	18.67	-	24.67	19.33	23.67	23.33	22.33	25.00	19.33	21.00	21.80	
<b>PERSONAL EFFECTS</b>														
Umbrella-Men Medium (Local)..... No	15.00	17.33	19.33	20.67	-	-	-	-	-	-	15.67	-	18.00	

Table 10 : Average Retail Price of Goods and Services by Region and Selected Market Places - Group 10 Market Places (Cont'd)

February 2004  
Yekatit 1996

ITEM	UNIT	R E G I O N   A N D   M A R K E T   P L A C E S												ADDIS ABABA AVERAGE
		A D D I S   A B A B A												
		Merkato	Kera	Zenebe work	Gergi	Saris	Kotebe	Ferensay Legasion	Shola (yeke)	Asko	Addisu- Gebeya	Efoyita Gebeya	Akaki	
P R I C E   I N   B I R R														
Umbrella-Women Medium (Imported).....	No	25.00	20.00	16.33	19.33	18.00	18.67	18.33	20.67	15.33	24.33	17.67	17.00	19.22
Hand Bag (Imported Synthetic).....	No	61.67	38.33	45.00	32.33	41.67	-	41.67	83.33	45.00	63.33	38.33	41.67	48.39
Belt (Local) Machine Made.....	No	33.33	-	-	20.33	-	-	-	12.67	-	-	13.33	19.00	19.79
Belt (Local) Hand Made.....	No	-	-	-	-	-	-	6.17	-	4.00	-	4.67	4.83	5.00
<b>JEWELLERY</b>														
Seiko-21 Jewels Automatic (Men).....	No	-	-	-	-	-	-	-	-	-	-	196.67	-	196.67
Seiko-21 Jewels Automatic (Women).....	No	-	-	-	-	-	-	-	-	-	-	166.67	-	166.67
Earrings (4gm 18 carat Local).....	Pair	380.00	373.33	-	353.33	380.00	-	-	380.00	320.00	386.67	360.00	366.67	370.40
Neck Laces (6gm 21 carat Imported)....	No	690.00	670.00	-	630.00	690.00	-	-	483.00	-	750.00	-	690.00	657.32
Rings (4gm 18 carat Local).....	No	380.00	373.33	-	353.33	380.00	-	-	380.00	320.00	386.67	360.00	366.67	370.40
Bracelet 20gm (18 carat Local).....	No	1710.00	1800.00	-	1590.00	1900.00	-	-	1900.00	1600.00	1900.00	-	-	1789.47
<b>LIVESTOCK AND DRAUGHT ANIMALS</b>														
<b>LIVESTOCK</b>														
Sheep (10-15Kg).....	No	160.00	155.00	133.33	125.00	180.00	166.67	121.67	126.67	156.67	153.33	80.67	170.00	144.08
Goat (10-15Kg).....	No	-	145.00	160.00	-	146.67	-	146.67	145.00	130.00	153.33	93.33	180.00	144.42
Heifer (2-4 Years).....	No	-	469.00	-	-	-	783.33	-	-	-	450.00	-	440.00	552.70
Cow (4 Years and Above).....	No	-	-	-	-	-	1316.67	-	-	-	550.00	-	700.00	942.86
Bull (2-4 Years).....	No	-	-	-	-	-	866.67	-	-	-	566.67	-	553.33	662.22
Ox (4 Years and Above).....	No	-	1266.67	-	-	-	1733.33	-	-	-	1650.00	-	1213.33	1465.83
Hen (Indigenous).....	No	10.67	13.67	-	13.00	10.33	15.67	14.33	10.67	12.67	14.67	8.33	14.50	12.59
Cock (Indigenous).....	No	17.33	20.67	22.67	17.00	16.33	24.67	23.67	14.67	15.67	22.67	16.33	19.00	19.22
<b>DRAUGHT ANIMALS</b>														
Donkey.....	No	-	-	-	-	-	-	-	-	-	-	-	-	-
Horse.....	No	-	-	-	-	-	-	-	-	-	-	-	-	-

Table 10 : Average Retail Price of Goods and Services by Region and Selected Market Places - Group 10 Market Places (Cont'd)

February 2004  
Yekatit 1996

R E G I O N   A N D   M A R K E T   P L A C E S														
ITEM	UNIT	A D D I S   A B A B A											ADDIS ABABA AVERAGE	
		Merkato	Kera	Zenebe work	Gergi	Saris	Kotebe	Ferensay Legasion	Shola (yeka)	Asko	Addisu- Gebeya	Efoyita Gebeya		Akaki
P R I C E   I N   B I R R														
Mule.....	No	-	-	-	-	-	-	-	-	-	-	-	-	-
<b>FARM EQUIPMENT (INDUSTRIAL PRODUCT)</b>														
Sickel.....	No	7.33	10.67	-	8.50	8.50	8.33	-	10.00	16.00	19.33	7.67	16.00	10.96
Pick Axe ('Doma').....	No	23.00	21.67	18.00	28.00	19.50	18.33	-	20.00	20.00	24.67	17.33	21.00	20.84
'Gejera'.....	No	14.67	14.67	-	-	12.00	-	-	-	-	21.67	-	-	16.50
<b>FARM EQUIPMENT (HAND MADE)</b>														
'Mofer'.....	No	-	-	-	-	-	-	-	-	-	-	-	-	-
'Kember'.....	No	-	-	-	-	-	-	-	-	-	-	-	-	-
'Digr'.....	No	-	-	-	-	-	-	-	-	-	-	-	-	-
Plough.....	No	12.00	-	-	-	-	-	-	-	-	-	-	-	12.00
Sickel.....	No	5.67	-	-	-	-	-	-	-	-	-	-	-	5.67
'Wegel'.....	No	3.67	-	-	-	-	-	-	-	-	-	-	-	3.67
'Erfe'.....	No	-	-	-	-	-	-	-	-	-	-	-	-	-
<b>MISCELLANEOUS GOODS AND SERVICES</b>														
Coffin (Medium Quality).....	No	190.00	160.00	123.33	150.00	150.00	76.67	68.33	216.67	170.00	150.00	160.00	130.00	142.32
Charge for Money order .....	Once	3.35	3.37	2.60	2.45	2.60	5.00	2.60	2.65	2.65	2.60	2.63	2.60	2.95
Charge for Visa (for person).....	No	65.00	-	-	-	-	-	-	-	-	-	-	-	65.00

**Group 11**

**Market Places**

( Gambela, Shebo Kiro, Akashi, Harari Town, Dire  
Dawa, Melka Jebdu, )



Table 11 : Average Retail Price of Goods and Services by Region and Selected Market Places - Group 11 Market Places

February 2004  
Yekatit 1996

ITEM	UNIT	R E G I O N   A N D   M A R K E T   P L A C E S							COUNTRY LEVEL AVERAGE	
		G A M B E L L A			G A M B E L L A AVERAGE	H A R A R I T O W N	D I R E D A W A			D I R E D A W A AVERAGE
		Gambella	Shebo- kire	Akashi			Dire Dawa	Melka- Jebdu		

P R I C E   I N   B I R R

CEREALS UNMILLED

'Teff' White .....	Kg	3.03	-	2.57	2.80	2.62	2.80	2.88	2.83	2.38
'Teff' Mixed.....	Kg	2.30	-	2.10	2.20	2.47	2.47	2.50	2.48	2.15
'Teff' Black (Red).....	Kg	2.13	-	1.80	2.05	2.30	2.20	2.25	2.22	1.92
Wheat White.....	Kg	2.00	-	2.45	2.23	2.25	2.27	2.00	2.20	1.76
Wheat Mixed.....	Kg	-	-	-	-	-	-	-	-	1.61
Wheat Black.....	Kg	1.70	-	1.90	1.75	-	-	-	-	1.70
Barley White.....	Kg	-	-	2.50	2.50	1.92	2.00	1.95	1.98	1.78
Barley Mixed.....	Kg	-	-	-	-	-	1.68	-	1.68	1.59
Barley Black.....	Kg	-	-	2.07	2.07	2.03	1.77	-	1.77	1.62
Barley for Beer.....	Kg	-	-	-	-	2.00	2.00	1.90	1.97	1.70
Maize.....	Kg	.97	.60	.82	.80	1.20	1.28	1.17	1.23	1.10
Durrah.....	Kg	-	-	-	-	-	-	-	-	1.42
Sorghum Yellow.....	Kg	-	-	-	-	1.75	1.67	1.50	1.60	1.59
Sorghum White.....	Kg	1.20	-	.92	1.06	1.93	1.80	1.68	1.75	1.37
Sorghum Red.....	Kg	1.20	.89	.89	1.04	1.25	1.40	1.33	1.37	1.20
African Millet.....	Kg	-	-	1.07	1.07	-	-	-	-	1.76
Rice.....	Kg	6.00	6.00	5.00	5.67	4.50	4.50	4.50	4.50	4.86
Oats.....	Kg	-	-	-	-	-	-	-	-	2.40
Hulled Barley.....	Kg	-	-	-	-	4.00	4.00	-	4.00	2.80

CEREALS MILLED

'Teff' White.....	Kg	-	-	-	-	-	-	-	-	3.06
'Teff' Mixed.....	Kg	-	-	-	-	-	-	-	-	2.61
'Teff' Black (Red).....	Kg	-	-	-	-	-	-	-	-	2.36
Wheat White.....	Kg	-	-	-	-	-	-	-	-	2.29
Wheat Mixed.....	Kg	-	-	-	-	-	-	-	-	2.02
Barley White.....	Kg	-	-	-	-	-	-	-	-	3.13

Table 11 : Average Retail Price of Goods and Services by Region and Selected Market Places - Group 11 Market Places (Cont'd)

February 2004  
Yekatit 1996

R E G I O N   A N D   M A R K E T   P L A C E S										
ITEM	UNIT	G A M B E L L A			GAMBELLA AVERAGE	HARARI TOWN	D I R E D A W A		DIREDAWA AVERAGE	COUNTRY LEVEL AVERAGE
		Gambella	Shebo- kire	Akashi			Dire Dawa	Melka- Jebdu		
P R I C E   I N   B I R R										
Barley Mixed.....	Kg	-	-	-	-	-	-	-	-	2.70
Maize.....	Kg	-	-	-	-	-	2.46	-	2.46	1.56
Oats.....	Kg	-	-	-	-	-	-	-	-	5.05
Sorghum.....	Kg	-	-	-	-	-	2.54	-	2.54	2.00
Durrah.....	Kg	-	-	-	-	-	-	-	-	.74
'Furno Duket' Locally Processed..	Kg	4.00	-	3.50	3.75	3.33	3.33	3.50	3.42	3.45
<b>PULSES UNMILLED</b>										
Horse Beans.....	Kg	3.00	2.83	2.00	2.61	2.33	2.08	2.00	2.06	2.02
Peas White.....	Kg	-	-	2.50	2.50	-	-	-	-	2.81
Peas Black.....	Kg	-	-	2.47	2.47	-	-	-	-	2.24
Peas Mixed.....	Kg	3.00	3.25	-	3.10	2.50	2.32	2.13	2.24	2.22
Soya Beans.....	Kg	-	-	-	-	5.00	-	-	-	3.59
Chick Peas.....	Kg	3.00	3.00	2.50	2.83	2.50	2.25	2.13	2.20	2.31
Lentils.....	Kg	5.00	5.00	3.67	4.56	3.67	3.00	3.50	3.13	3.72
Haricot Beans.....	Kg	1.75	-	-	1.75	3.50	-	2.57	2.57	1.91
Lima Beans.....	Kg	3.67	-	-	3.67	2.17	1.75	1.25	1.62	1.74
Vetch.....	Kg	-	-	2.25	2.25	2.00	2.05	1.90	2.01	1.85
Fenugreek.....	Kg	4.67	-	3.67	4.17	3.00	2.42	2.50	2.46	3.67
<b>PULSES MILLED OR SPLIT</b>										
Horse Beans Milled.....	Kg	-	-	4.00	4.00	-	-	-	-	4.03
Peas Milled.....	Kg	5.33	-	5.00	5.25	-	-	-	-	4.90
Chick Peas Milled.....	Kg	-	-	-	-	-	-	-	-	4.79
Mixed Pulses Milled.....	Kg	-	5.50	4.50	5.00	-	4.11	-	4.11	4.51
Vetch Milled.....	Kg	-	-	-	-	5.37	4.53	3.28	3.90	3.86
Peas Split.....	Kg	4.50	5.00	4.00	4.50	4.33	4.17	-	4.17	4.40
Peas Split(Roasted).....	Kg	-	-	-	-	3.92	4.00	-	4.00	4.09

Table 11 : Average Retail Price of Goods and Services by Region and Selected Market Places - Group 11 Market Places (Cont'd)

February 2004  
Yekatit 1996

R E G I O N   A N D   M A R K E T   P L A C E S										
ITEM	UNIT	G A M B E L L A			GAMBELLA AVERAGE	HARARI TOWN	D I R E D A W A		DIREDAWA AVERAGE	COUNTRY LEVEL AVERAGE
		Gambella	Shebo- kire	Akashi			Dire Dawa	Melka- Jebdu		
P R I C E   I N   B I R R										
Horse Beans Split(Roasted).....	Kg	-	4.00	-	4.00	-	-	-	-	3.62
Lentils Split.....	Kg	5.83	6.00	5.17	5.67	5.33	5.50	-	5.50	5.47
Vetch Split(Roasted).....	Kg	-	-	-	-	-	3.00	-	3.00	3.23
Chick Peas Split(Roasted).....	Kg	-	-	-	-	-	-	-	-	4.39
Fenugreek Milled.....	Kg	11.33	-	9.67	10.50	5.79	6.55	-	6.55	8.47
<b>OIL SEEDS</b>										
Niger Seed.....	Kg	5.00	-	4.25	4.70	5.67	8.89	7.14	8.19	4.49
Linseed White.....	Kg	-	-	-	-	-	-	-	-	5.13
Linseed Black.....	Kg	4.33	-	3.83	4.08	4.00	4.58	7.74	5.84	4.15
Sesame Seed.....	Kg	5.33	6.64	-	5.99	4.50	-	-	-	5.61
Sunflower.....	Kg	-	-	-	-	3.92	4.45	5.00	4.59	3.33
Castor Beans.....	Kg	-	-	-	-	3.09	-	7.74	7.74	3.48
Rape Seed.....	Kg	4.00	4.00	4.00	4.00	3.83	4.17	7.14	5.36	3.43
Ground Nut Shelled.....	Kg	6.00	-	-	6.00	4.79	5.77	-	5.77	5.63
<b>PREPARED CEREAL PRODUCTS</b>										
Spaghetti (Local) Without Egg....	Kg	5.50	6.00	5.42	5.64	7.50	7.00	7.00	7.00	6.87
Pastini.....	Kg	10.00	-	-	10.00	7.00	7.00	-	7.00	8.34
Macaroni (Local) Without Egg....	Kg	6.00	6.00	5.50	5.83	5.50	5.17	5.83	5.50	5.57
'Fafa' Flour.....	kg	-	-	-	-	8.00	-	-	-	9.13
'Dube' Flour.....	kg	-	-	-	-	-	-	-	-	5.22
<b>BREAD AND OTHER PREPARED FOODS</b>										
'Enjera' ('Teff' Mixed).....	325gm	.84	.95	.34	.68	.79	.60	.82	.71	.64
'Dabo' (Traditional Ambasha)..	350gm	.58	-	-	.58	-	-	.62	.62	.71
'Dabo' (Traditional Sheleto)..	350gm	-	-	-	-	.60	.56	-	.56	.67

Table 11 : Average Retail Price of Goods and Services by Region and Selected Market Places - Group 11 Market Places (Cont'd)

 February 2004  
 Yekatit 1996

R E G I O N   A N D   M A R K E T   P L A C E S										
ITEM	UNIT	G A M B E L L A			GAMBELLA AVERAGE	HARARI TOWN	D I R E D A W A		DIREDAWA AVERAGE	COUNTRY LEVEL AVERAGE
		Gambella	Shebo- kire	Akashi			Dire Dawa	Melka- Jebdu		
P R I C E   I N   B I R R										
Bread Wheat (Bakery).....	350gm	1.32	2.56	1.27	1.72	1.17	1.44	1.20	1.32	1.21
Biscuits .....	150gm	2.73	3.41	2.00	2.71	2.50	2.73	2.73	2.73	2.53
<b>MEAT</b>										
Beef .....	Kg	12.00	10.00	14.00	12.00	20.00	20.00	16.00	19.00	14.06
Camel Meat .....	Kg	-	-	-	-	10.00	13.00	20.00	15.33	10.33
<b>FISH AND FISH PRODUCTS</b>										
Fish Fresh.....	Kg	4.53	2.05	-	3.29	-	-	-	-	6.37
Sardines (Imported).....	125gm	-	-	-	-	5.63	5.63	6.46	6.05	6.24
<b>DIARY PRODUCTS AND EGG</b>										
Cow Milk (Unpasteurized).....	Lt	3.37	2.22	2.34	2.64	3.00	4.67	3.40	4.03	2.82
Cow Milk (pasteurized).....	Lt	-	-	-	-	-	-	-	-	4.42
Camel Milk.....	Lt	-	-	-	-	-	-	3.44	3.44	2.52
Goat Milk.....	Lt	-	-	-	-	-	-	-	-	2.52
Powdered Milk (Edget).....	450gm	29.25	-	-	29.25	-	24.83	25.67	25.25	27.44
Yoghurt (Traditional).....	Lt	-	-	-	-	-	6.15	4.31	5.69	4.43
Cheese Cottage.....	Kg	-	-	-	-	-	12.00	-	12.00	5.31
Egg (Traditional).....	Dozen	6.00	6.00	5.60	5.87	4.80	4.80	6.00	5.40	4.37
<b>OILS AND FATS</b>										
Butter Unrefined.....	Kg	27.33	26.67	26.33	26.78	29.33	30.00	-	30.00	25.08
Cooking Oil (Imported).....	Lt	11.25	-	13.83	12.54	10.13	11.29	11.56	11.42	12.37
Cooking Oil (Local).....	Lt	-	11.11	11.33	11.22	12.00	-	-	-	12.27

Table 11 : Average Retail Price of Goods and Services by Region and Selected Market Places - Group 11 Market Places (Cont'd)

February 2004  
Yekatit 1996

ITEM	UNIT	R E G I O N   A N D   M A R K E T   P L A C E S								
		G A M B E L L A			G A M B E L L A A V E R A G E	H A R A R I T O W N	D I R E D A W A		D I R E D A W A A V E R A G E	C O U N T R Y L E V E L A V E R A G E
		G a m b e l l a	S h e b o - k i r e	A k a s h i			D i r e D a w a	M e l k a - J e b d u		

P R I C E   I N   B I R R

VEGETABLES AND FRUITS  
VEGETABLES (FRESH)

Ethiopian Kale.....	Kg	2.59	-	.13	1.36	1.20	1.03	1.19	1.07	.87
Cabbage.....	Kg	2.01	-	-	2.01	.95	1.13	1.20	1.16	1.12
Lettuce.....	Kg	-	-	-	-	-	1.41	1.62	1.51	1.80
Spinach.....	Kg	-	-	-	-	1.55	.81	-	.81	1.06
Carrot.....	Kg	2.70	-	-	2.70	2.13	1.39	2.14	1.76	1.63
Tomatoes.....	Kg	2.69	-	1.63	2.16	1.66	1.90	1.88	1.89	1.66
Onions.....	Kg	4.00	5.00	2.33	3.78	3.00	4.30	4.44	4.37	3.54
Garlics.....	Kg	10.67	10.00	6.53	9.07	6.08	5.38	8.12	6.75	6.61
Leaks.....	Kg	3.83	-	1.01	2.42	2.71	1.72	4.17	2.94	2.92
Pepper Green.....	Kg	5.94	-	.60	3.27	5.98	3.02	6.32	4.67	3.79
Pumpkin.....	Kg	-	-	-	-	-	.43	-	.43	.49
Green Peas.....	Kg	-	-	-	-	-	3.04	-	3.04	2.19
Beet Root.....	Kg	2.49	-	-	2.49	.91	1.69	1.72	1.71	1.44
Cauliflower.....	Kg	-	-	-	-	-	-	-	-	2.38

FRUITS FRESH

Banana.....	Kg	4.00	-	.48	2.24	3.00	1.90	2.15	2.03	2.02
Orange.....	Kg	4.00	-	1.85	2.93	3.17	3.34	2.92	3.13	2.82
Lemon.....	Kg	-	2.15	-	2.15	3.73	3.13	5.42	4.28	3.00
Tangerine.....	Kg	-	-	-	-	2.88	-	-	-	2.61
Papaya.....	Kg	2.10	-	.14	1.12	1.88	2.26	4.33	3.09	1.48
Grapes.....	Kg	-	-	-	-	-	-	-	-	-
Avocado.....	Kg	-	-	-	-	-	-	-	-	2.59
Mango.....	Kg	2.15	-	-	2.15	-	-	-	-	2.49
Cactus.....	Kg	-	-	-	-	-	-	-	-	.60

Table 11 : Average Retail Price of Goods and Services by Region and Selected Market Places - Group 11 Market Places (Cont'd)

February 2004  
Yekatit 1996

ITEM	UNIT	R E G I O N   A N D   M A R K E T   P L A C E S								
		G A M B E L L A			GAMBELLA AVERAGE	HARARI TOWN	D I R E D A W A		DIREDAWA AVERAGE	COUNTRY LEVEL AVERAGE
		Gambella	Shebo- kire	Akashi			Dire Dawa	Melka- Jebdu		

P R I C E   I N   B I R R

**SPICES**

Pepper Whole.....	Kg	-	4.77	7.33	6.05	10.00	10.67	-	10.67	8.36
Black Pepper(Local).....	Kg	-	-	-	-	-	-	-	-	15.26
Long Pepper(Local).....	Kg	-	-	-	-	10.67	15.60	-	15.60	12.28
White Cumin(Bishop's Weed)Local..	Kg	7.00	18.89	7.54	11.14	5.67	10.83	21.11	14.94	6.64
Black Cumin(Local).....	Kg	7.00	-	8.89	7.94	5.67	-	-	-	6.47
Ginger Dry(Local).....	Kg	-	-	-	-	4.50	6.01	6.70	6.28	5.87
Ginger Wet(Local).....	Kg	3.62	4.79	.43	2.95	2.00	2.59	-	2.59	2.13
Cloves(Imported).....	Kg	-	-	100.00	100.00	35.00	91.67	-	91.67	59.96
Cinnamon(Imported).....	Kg	-	25.00	-	25.00	20.00	-	-	-	24.32
Cardamon(Local).....	Kg	-	14.06	8.17	11.11	12.67	19.39	-	19.39	13.86
Tumeric Flour(Local).....	Kg	4.00	10.83	3.42	6.08	3.33	6.84	8.33	7.22	4.75
Chillies Whole.....	Kg	-	-	-	-	7.00	11.09	10.37	10.73	10.76
Basil Dry.....	Kg	-	-	6.55	6.55	7.00	10.83	-	10.83	8.95

**POTATOES, OTHER TUBERS AND STEMS**

Potato.....	Kg	2.02	2.00	1.47	1.83	1.28	1.77	1.08	1.42	1.44
Sweet Potato.....	Kg	-	-	.42	.42	.82	.98	-	.98	.70
'Kocho' (Unprocessed).....	Kg	-	-	.78	.78	5.00	4.19	-	4.19	1.50
'Bula'.....	Kg	-	-	1.60	1.60	10.00	8.00	-	8.00	3.95

**COFFEE, TEA, CHAT AND BUCK-THORN LEAVES**

Tea Leaves(Local).....	100gm	2.00	2.00	2.00	2.00	2.00	2.00	2.00	2.00	2.00
Coffee Whole.....	Kg	-	-	2.92	2.92	15.48	-	-	-	5.64
Coffee Beans.....	Kg	7.00	8.00	4.83	6.61	9.33	16.67	14.29	15.72	9.47
Coffee Leaves.....	Kg	-	-	-	-	6.94	6.02	7.14	6.30	4.44
Buck Thorn Leaves.....	Kg	5.11	7.90	2.31	5.11	3.52	2.94	-	2.94	3.72

Table 11 : Average Retail Price of Goods and Services by Region and Selected Market Places - Group 11 Market Places (Cont'd)

February 2004  
Yekatit 1996

R E G I O N   A N D   M A R K E T   P L A C E S										
ITEM	UNIT	G A M B E L L A			GAMBELLA AVERAGE	HARARI TCWN	D I R E D A W A		DIREDAWA AVERAGE	COUNTRY LEVEL AVERAGE
		Gambella	Shebo- kire	Akashi			Dire Dawa	Melka- Jebdu		
P R I C E   I N   B I R R										
'Chat'.....	Kg	-	-	3.66	3.66	7.04	10.21	9.15	9.68	17.03
Malt-Barley.....	Kg	-	-	-	-	2.64	6.06	-	6.06	3.62
Malt-Wheat.....	Kg	-	-	-	-	2.59	-	-	-	3.26
<b>OTHER FOOD ITEMS</b>										
Salt.....	Kg	2.00	2.00	2.00	2.00	1.50	1.00	1.25	1.13	1.43
Sugar.....	Kg	6.00	7.00	6.00	6.38	5.50	5.50	5.83	5.67	5.64
Honey.....	Kg	-	-	5.17	5.17	20.00	19.33	-	19.33	15.11
Canned Tomato (Local).....	410gm	6.33	7.00	6.17	6.50	6.50	6.50	6.67	6.58	6.50
<b>FOOD TAKEN AWAY FROM HOME</b>										
Cup of Tea.....	No	.50	.30	.30	.37	.42	.33	.25	.29	.40
Cup of Coffee.....	No	.80	.50	.50	.60	1.00	.75	.25	.50	.79
Cup of Milk.....	No	1.00	1.00	-	1.00	1.00	1.00	-	1.00	.94
'Key Wot Yebere'.....	One Meal	4.00	5.00	-	4.50	4.00	4.33	4.00	4.25	4.64
'Key Wot Yebeg/Yefyel'... ..	One Meal	4.00	5.00	5.00	4.57	5.00	5.00	-	5.00	5.07
<b>COST OF MILLING</b>										
Cereals.....	100Kg	11.33	20.00	15.00	14.88	15.00	15.00	12.50	13.75	12.46
Pulses.....	100Kg	11.33	-	-	11.33	15.00	15.00	-	15.00	15.30
Pepper Whole.....	100Kg	-	-	100.00	100.00	100.00	75.00	-	75.00	75.85
<b>BEVERAGES - NON ALCOHOLIC</b>										
Ambo Mineral Water.....	500cc	2.50	3.00	2.50	2.67	-	1.75	-	1.75	2.11
Bure Mineral Water.....	500cc	-	-	-	-	-	-	-	-	-
Coca Cola/Fanta.....	300cc	2.50	3.00	-	2.75	2.00	1.75	1.75	1.75	2.09

Table 11 : Average Retail Price of Goods and Services by Region and Selected Market Places - Group 11 Market Places (Cont'd)

 February 2004  
 Yekatit 1996

R E G I O N   A N D   M A R K E T   P L A C E S										
ITEM	UNIT	G A M B E L L A			GAMBELLA AVERAGE	HARARI TOWN	D I R E D A W A		DIREDAWA AVERAGE	COUNTRY LEVEL AVERAGE
		Gambella	Shebo- kire	Akashi			Dire Dawa	Melka- Jebdu		
P R I C E   I N   B I R R										
Pepsi Cola/Mirinda.....	300cc	2.50	3.00	2.50	2.67	2.00	1.75	1.75	1.75	2.10
<b>BEVERAGES - ALCOHOLIC</b>										
Araki (Local).....	900cc	31.69	20.00	27.64	27.25	23.77	21.33	25.00	22.25	23.21
Cognac (Local).....	900cc	-	-	-	-	-	-	-	-	18.72
Brandy (Local).....	900cc	-	-	-	-	-	19.00	-	19.00	20.08
Gin (Local).....	900cc	31.69	25.00	27.97	28.22	23.77	18.67	25.00	20.25	23.40
Saris Wine (Normal).....	750cc	-	-	14.33	14.33	12.33	7.00	-	7.00	8.36
'Katikalla'.....	Lt	7.12	-	2.87	5.00	5.93	7.78	6.85	7.32	6.88
Beer (Bedele).....	330cc	3.00	3.58	3.00	3.19	-	-	-	-	3.10
Beer (Harar).....	330cc	-	-	-	-	2.83	2.50	2.60	2.55	3.06
Beer (Meta Abo).....	330cc	-	-	-	-	-	-	-	-	3.21
'Tella'.....	Lt	1.18	-	.60	.89	1.18	1.01	1.18	1.10	.85
'Tej' (Mead).....	Lt	2.25	2.22	2.32	2.28	1.16	1.87	-	1.87	2.34
<b>CIGARETTES AND TOBACCO</b>										
<b>CIGARETTES</b>										
Nyala.....	Packet	4.00	4.00	4.00	4.00	-	-	-	-	4.01
Gissila.....	Packet	-	-	-	-	-	-	-	-	1.51
Rothmans.....	Packet	10.00	-	-	10.00	7.33	-	-	-	9.16
<b>TOBACCO</b>										
'Gaya'.....	Kg	19.37	21.67	7.32	16.12	-	-	-	-	9.62
<b>CLOTHING AND FOOT WEAR</b>										

Table 11 : Average Retail Price of Goods and Services by Region and Selected Market Places - Group 11 Market Places (Cont'd)

February 2004  
Yekatit 1996

R E G I O N   A N D   M A R K E T   P L A C E S										
ITEM	UNIT	G A M B E L L A			G A M B E L L A AVERAGE	H A R A R I T O W N	D I R E D A W A		D I R E D A W A AVERAGE	C O U N T R Y L E V E L AVERAGE
		Gambella	Shebo- kire	Akashi			Dire Dawa	Melka- Jebdu		
P R I C E   I N   B I R R										
<b>CLOTHING</b>										
Abujedid(Akaki/Bahir Dar)91cm. Meter	4.00	-	-	-	4.00	-	3.50	-	3.50	4.13
Abujedid(Komb./Arba Min.)150cm Meter	6.33	-	-	7.75	6.90	-	5.50	-	5.50	5.89
Khaki(S-10,000 Twil)110cm..... Meter	-	-	-	-	-	-	7.00	-	7.00	9.07
Khaki(Akaki)91cm..... Meter	-	-	-	-	-	-	-	-	-	8.99
Wool-England 100%..... Meter	-	-	-	-	-	-	-	-	-	167.78
Tetron(Arba Minch)..... Meter	-	-	-	-	-	-	-	-	-	17.36
Poplin(Dire Dawa)105cm..... Meter	6.00	-	-	-	6.00	-	-	-	-	6.30
Poplin(Komb./Arba Minch)150cm. Meter	11.67	-	-	11.67	11.67	-	-	-	-	10.64
Nylon(Mojo)..... Meter	11.33	-	-	-	11.33	-	9.00	-	9.00	9.16
Polyster(Arba Minch/Awasa).... Meter	-	-	-	-	-	-	15.00	-	15.00	13.33
Jersi..... Meter	-	-	-	-	-	-	12.00	-	12.00	12.76
Cotton..... Kg	-	-	-	-	-	7.00	-	-	-	5.33
Hisufi .....Meter	-	-	-	-	-	-	-	-	-	23.37
Kefay ..... Meter	-	-	25.00	-	25.00	-	38.00	-	38.00	20.55
<b>COST OF TAILORING</b>										
Woolen Suit (Men)..... No	-	-	-	-	-	250.00	250.00	-	250.00	263.35
Khaki Suit (Men)..... No	-	-	-	-	-	-	43.33	-	43.33	41.86
Khaki Suit (Boys)..... No	-	-	-	-	-	-	35.00	-	35.00	26.12
Tateron Suit (Men) ..... No	-	-	-	-	-	-	60.00	-	60.00	46.67
Tateron Suit (Boys) ..... No	-	-	-	-	-	-	35.00	-	35.00	32.19
<b>READY-MADE / FOR ADULTS</b>										
'Netela'..... No	-	-	-	-	-	-	-	-	-	23.90
'Gabi'..... No	-	-	76.67	-	76.67	45.00	55.00	-	55.00	56.01

Table 11 : Average Retail Price of Goods and Services by Region and Selected Market Places - Group 11 Market Places (Cont'd)

February 2004  
Yekatit 1996

ITEM	UNIT	R E G I O N   A N D   M A R K E T   P L A C E S							COUNTRY LEVEL AVERAGE	
		G A M B E L L A			GAMBELLA AVERAGE	HARARI TOWN	D I R E D A W A			DIREDAWA AVERAGE
		Gambella	Shebo- kire	Akashi			Dire Dawa	Melka- Jebdu		
P R I C E   I N   B I R R										
Shirts Long Sleeved (Local).....	No	26.67	-	-	26.67	-	-	-	-	31.71
Shirts Short Sleeved (Local).....	No	26.67	-	-	26.67	-	-	-	-	31.11
Shirts Long Sleeved (Imported)...	No	53.33	-	-	55.50	50.00	61.67	25.33	43.50	45.93
Shirts Short Sleeved (Imported)..	No	56.67	-	50.00	53.33	46.67	56.00	27.67	41.83	43.75
Socks (Cotton) Imported.....	Pair	-	-	5.33	5.33	-	8.67	-	8.67	5.73
Sweater (Local) Men.....	No	-	-	-	-	-	-	-	-	41.91
Sweater (Local) Women.....	No	-	-	-	-	-	-	-	-	32.81
Shash (Imported).....	No	-	-	5.00	5.00	8.67	9.33	-	9.33	9.74
Singlets (Local) White.....	No	-	-	11.33	11.33	-	-	-	-	10.91
Jeans Trouser.....	No	90.00	-	85.00	87.50	85.00	-	-	-	78.40
Woolen Suit.....	No	-	-	-	-	-	-	-	-	672.60
'Kemisna Netela'.....	No	76.67	-	-	76.67	51.67	105.00	-	105.00	109.92
Sweater-Men (Imported).....	No	-	-	100.00	100.00	-	-	-	-	98.45
Sweater-Women (Imported).....	No	-	-	-	-	80.00	83.33	-	83.33	67.32
Nylon Dress.....	No	-	-	-	-	-	-	-	-	45.09
Tetron Trouser.....	No	-	-	-	-	-	79.33	-	79.33	51.67
Leather Jacket.....	No	-	-	-	-	-	-	-	-	450.62
Under Wear China.....	No	14.33	-	13.67	14.00	14.00	14.33	-	14.33	12.67
Deriya .....	NO	-	-	-	-	7.11	21.67	7.11	14.39	10.36
Polyester Suit.....	No	-	-	-	-	-	-	-	-	60.75
Khaki Short .....	No	-	-	-	-	-	-	-	-	11.42
T-Shirts .....	No	41.67	-	21.00	31.33	35.00	49.33	14.33	31.83	27.43
Jogging Suit(sport tuta) .....	No	90.00	-	65.00	77.50	91.67	83.33	-	83.33	79.69
Khaki Jacket .....	No	-	-	-	-	-	121.67	-	121.67	102.47
Geldem .....	No	21.67	-	19.67	20.67	13.67	28.00	24.33	26.17	22.43

Table 11 : Average Retail Price of Goods and Services by Region and Selected Market Places - Group 11 Market Places (Cont'd)

February 2004  
Yekatit 1996

ITEM	UNIT	R E G I O N   A N D   M A R K E T   P L A C E S								
		G A M B E L L A			G A M B E L L A A V E R A G E	H A R A R I T O W N	D I R E D A W A		D I R E D A W A A V E R A G E	C O U N T R Y L E V E L A V E R A G E
		Gambella	Shebo- kire	Akashi			Dire Dawa	Melka- Jebdu		

P R I C E   I N   B I R R

**READY-MADE / FOR CHILDREN**

Sweater (Local) for Boys..... No	40.00	-	-	40.00	-	-	-	-	17.72
Socks (Imported) Cotton..... Pair	5.00	-	3.00	4.00	-	-	-	5.00	3.51
Jeans Trouser..... No	50.00	-	-	50.00	-	-	-	-	52.77
Shirt Long Sleeved(Imported)Boys. No	-	-	20.67	20.67	23.33	48.67	-	48.67	24.55
Sweater (England) for Girls..... No	-	-	-	-	-	-	-	-	36.15
Short for Boys..... No	-	-	-	-	-	6.00	-	6.00	6.30
Kemise(for children) ..... No	55.00	-	50.00	52.50	60.00	62.33	-	62.33	50.67

**FOOTWEAR (MEN AND WOMEN)**

Abessa Leather Shoes Men(Local)Pair	83.33	-	62.50	75.00	95.00	72.50	-	72.50	86.22
Leather Shoes Men (Croft)..... Pair	110.00	-	110.00	110.00	-	260.00	-	260.00	111.27
Walking Shoes(Imp.) Non-Leather Pair	140.00	-	90.00	127.50	63.33	85.00	-	85.00	86.71
Canvas Shoes (Local) Men..... Pair	-	-	-	-	-	-	-	-	23.68
Canvas Shoes (China) Men..... Pair	-	-	-	-	22.67	21.33	-	21.33	25.54
Plastic Shoes (Local) Women.... Pair	11.00	10.00	8.33	9.78	7.33	7.33	3.50	5.42	7.51
Slippers Sponge Adult (China).. Pair	7.00	8.00	7.67	7.56	7.67	8.00	3.83	5.92	6.92
Boots for Men Plastic (Local).. Pair	-	-	44.00	44.00	-	35.00	-	35.00	40.47
Sendel Plastic Shoes (Imp.).... Pair	-	-	12.00	12.00	15.67	-	-	-	17.16
Cost of Mending Shoes sole(Men).Pair	30.00	-	18.67	24.33	20.00	23.33	-	23.33	22.39

Table 11 : Average Retail Price of Goods and Services by Region and Selected Market Places - Group 11 Market Places (Cont'd)

February 2004  
Yekatit 1996

R E G I O N   A N D   M A R K E T   P L A C E S										
ITEM	UNIT	G A M B E L L A			GAMBELLA AVERAGE	HARARI TOWN	D I R E D A W A		DIREDAWA AVERAGE	COUNTRY LEVEL AVERAGE
		Gambella	Shebo- kire	Akashi			Dire Dawa	Melka- Jebdu		

P R I C E   I N   B I R R

CONSTRUCTION MATERIALS, WATER, AND  
FUEL AND POWER

CONSTRUCTION MATERIALS

Cement/Bag/(Local).....	50Kg	55.33	-	-	55.33	41.00	38.67	43.00	39.75	41.95
Lime.....	Kg	1.57	-	-	1.57	-	-	1.15	1.15	1.23
Nail (7cm - 12cm).....	Kg	10.00	12.00	7.83	9.94	8.00	7.00	9.00	7.50	7.88
Nail With Cape.....	Kg	12.00	14.00	12.00	12.86	10.00	10.00	10.50	10.20	10.54
Corrugated Iron Sheet (.2mm).....	No	41.67	-	-	41.67	-	38.67	-	38.67	32.77
Wood for House Construction('Atana')..	No	-	-	-	-	-	7.33	-	7.33	7.10
Wall Paints-Super (Fluid) Normal.....	4Kg	-	-	-	-	55.33	60.00	-	60.00	56.84
Wall Paints-Super (Fluid) Plastic.....	4Kg	-	-	-	-	86.00	-	-	-	86.66
Coarse Aggregate Gravel.....	Meter Cube	-	-	-	-	-	-	-	-	145.86
Hollow Concrete Block(20x20x40 cm Cube)No		2.50	-	-	2.50	2.50	2.00	-	2.00	2.53
Bricks (25cm x 12cm x 6cm).....	No	-	-	-	-	-	-	-	-	1.33
Floor Board 4m Length.....	No	-	-	-	-	-	-	-	-	41.55
Iron Pipe 6mt. (1/2 inch Wide) Local..	No	-	-	-	-	-	-	-	-	58.57
Chipwood (125cm x 250cm x 8mm).....	No	-	-	-	-	-	-	-	-	81.66
Sand.....	Meter Cube	20.00	-	-	20.00	-	-	-	-	86.09
Gutter N <sup>a</sup> 32.....	Meter	-	-	-	-	-	29.67	-	29.67	20.59
Window Glass (50cm x 50cm x 3mm).....	No	-	-	-	-	16.25	14.67	-	14.67	16.54
Water Tanker (1meter cube).....	No	-	-	-	-	-	-	-	-	930.56
Stone for House Construction..	Meter Cube	-	-	-	-	-	-	-	-	44.62
Mega Paints.....	4Kg	-	-	-	-	-	54.00	-	54.00	58.37
Tseday Paints.....	4Kg	-	-	-	-	-	-	-	-	65.52
"Yewellel Nitaf"(Tile).....	No	-	-	-	-	-	-	-	-	2.18

WATER

Water.....	Meter Cube	10.00	4.00	10.67	8.22	7.92	7.08	6.67	6.88	8.44
------------	------------	-------	------	-------	------	------	------	------	------	------

Table 11 : Average Retail Price of Goods and Services by Region and Selected Market Places - Group 11 Market Places (Cont'd)

February 2004  
Yekatit 1996

R E G I O N   A N D   M A R K E T   P L A C E S										
ITEM	UNIT	G A M B E L L A			GAMBELLA AVERAGE	HARARI TOWN	D I R E D A W A		DIREDAWA AVERAGE	COUNTRY LEVEL AVERAGE
		Gambella	Shebo- kire	Akashi			Dire Dawa	Melka- Jebdu		

## P R I C E   I N   B I R R

## FUEL AND POWER

Fire Wood.....	Meter Cube	52.53	25.66	25.89	34.69	97.10	42.10	69.29	55.69	55.28
Charcoal.....	Kg	.78	.98	.59	.79	1.13	1.24	1.59	1.42	1.28
Dung Cake.....	Kg	-	-	-	-	-	-	-	-	.33
Kerosine.....	Lt	-	3.50	3.37	3.44	1.80	1.78	2.07	1.93	3.07
Diesel.....	Lt	3.39	4.00	3.41	3.63	2.52	2.50	3.00	2.63	3.05
Electric.....	K.Watt	.27	-	-	.27	.27	.27	-	.27	.59
Matches.....	Box	.23	.30	.25	.26	.15	.18	.25	.22	.22
Candles.....	No	1.00	3.33	1.00	1.78	.75	1.00	1.00	1.00	.94
Buthane Gas (Shell).....	12.5 Kg	-	-	-	-	-	-	-	-	124.90
Eveready Drycell.....	No	1.75	2.00	-	1.88	2.00	-	-	-	1.79

## FURNITURE, FURNISHING, HOUSEHOLD EQUIPMENT AND OPERATION

## CHAIRS, TABLES, ETC.

Table Wanza (Machine made) Varnished..	No	275.00	-	-	275.00	265.00	700.00	-	700.00	250.07
Table Wanza (Hand made) Not Varnished..	No	-	-	-	-	-	-	-	-	104.37
Chairs Wanza (Machine Made) Varnished....	No	75.00	-	-	75.00	52.50	200.00	-	200.00	68.67
Chairs Wanza (Hand Made) Varnished....	No	-	-	-	-	-	-	-	-	44.90
Cupboard Wanza (2 doors) Varnished....	No	900.00	-	-	900.00	1050.00	1300.00	-	1300.00	976.79
Double Bed Wanza (120cm) Varnished....	No	475.00	-	-	475.00	875.00	725.00	-	725.00	544.09
Sofas (Complete).....	No	2750.00	-	-	2750.00	-	-	-	-	2776.25
Book Shelves Wanza (3 Shelves) no Door	No	275.00	-	-	275.00	365.00	475.00	-	475.00	331.12
Chest of Drawer .....	No	550.00	-	-	550.00	480.00	900.00	-	900.00	559.05

## FURNISHINGS &amp; REPAIRS

Bed Sheet (Non-Patterned Bahir Dar)										
1.90m x 2.50m.....	Pair	65.00	-	46.00	50.75	-	44.00	-	44.00	47.46

Table 11 : Average Retail Price of Goods and Services by Region and Selected Market Places - Group 11 Market Places (Cont'd)

February 2004  
Yekatit 1996

R E G I O N   A N D   M A R K E T   P L A C E S										
ITEM	UNIT	G A M B E L L A			GAMBELLA AVERAGE	HARARI TOWN	D I R E D A W A		DIREDAWA AVERAGE	COUNTRY LEVEL AVERAGE
		Gambella	Shebo- kire	Akashi			Dire Dawa	Melka- Jebdu		
P R I C E   I N   B I R R										
Bed Sheet(Patterned Kombolcha)										
1.90m x 2.50m.....	Pair	87.50	-	-	87.50	-	90.00	-	90.00	73.86
Bed Cover(Patterned Kombolcha).....	No	105.00	-	-	105.00	-	-	-	-	65.78
Blanket Woolen(Debre B.)160cm x 220cm. No		-	-	87.67	87.67	78.00	87.33	-	87.33	80.22
Mattress-Sponge (A.A Foam) 120cm.....	No	263.33	-	-	263.33	300.00	293.33	-	293.33	301.42
Towel-Local (Kombolcha).....	No	41.67	-	-	41.67	-	-	-	-	12.41
<b>EARTHEN WARE</b>										
Water Pot.....	No	10.33	-	7.67	9.00	-	-	-	-	5.42
'Jebena' Medium Size.....	No	5.33	-	4.33	4.83	3.00	3.00	-	3.00	2.68
'Mitad' (Griddle of Clay).....	No	9.33	11.00	13.67	11.38	13.00	26.67	-	26.67	10.09
Local Stove '(Lakech)'.....	No	4.67	-	8.67	6.67	7.00	10.00	-	10.00	7.60
Cup for Coffee (China).....	No	1.42	-	1.17	1.29	1.00	1.25	-	1.25	1.20
Plate Clay (imported).....	No	5.00	4.00	5.33	4.88	4.17	4.00	-	4.00	4.19
<b>STRAW, BAMBOO AND OTHERS</b>										
'Sefed'.....	No	7.67	-	4.67	6.17	7.33	-	-	-	6.96
Sack 100Kg Capacity.....	No	-	-	-	-	8.00	9.33	-	9.33	4.51
<b>METAL WARE</b>										
Cooking Pan Medium (Local).....	No	35.00	-	24.00	29.50	-	30.00	-	30.00	26.32
Tray (Nickel) Medium N° 45 Local.....	No	-	-	-	-	-	22.00	-	22.00	15.94
Electric 'Mitad' Aluminium.....	No	-	-	-	-	-	460.00	-	460.00	380.20
Gas Stove (Kerosine) China.....	No	41.67	-	-	41.67	37.00	37.00	41.00	38.60	37.98
Refregrator.....	No	-	-	-	-	-	3700.00	-	3700.00	3349.05

Table 11 : Average Retail Price of Goods and Services by Region and Selected Market Places - Group 11 Market Places (Cont'd)

February 2004  
Yekatit 1996

R E G I O N   A N D   M A R K E T   P L A C E S										
ITEM	UNIT	G A M B E L L A			G A M B E L L A AVERAGE	H A R A R I T O W N	D I R E D A W A		D I R E D A W A AVERAGE	C O U N T R Y L E V E L AVERAGE
		Gambella	Shebo- kire	Akashi			Dire Dawa	Melka- Jebdu		
P R I C E   I N   B I R R										
<b>PLASTIC WARE (LOCAL MADE)</b>										
Jerrycan (20 Litres).....	No	19.33	22.67	23.00	21.67	15.50	23.00	-	23.00	22.39
Bucket (20 Litres).....	No	17.33	-	16.67	17.00	17.00	15.33	19.00	16.25	15.05
<b>GLASS WARE</b>										
Glass for Tea (Duralax).....	No	3.42	-	3.00	3.21	3.50	3.50	-	3.50	3.01
<b>OTHER HOUSEHOLD EQUIPMENT</b>										
Kerosine Lamp.....	No	22.67	22.33	23.67	22.89	-	24.00	25.67	24.83	20.39
'Kuraz' Small Local Kerosine Lamp.....	No	-	-	1.00	1.00	.83	.75	-	.75	1.07
Flash Light.....	No	7.00	8.00	7.17	7.39	5.83	6.67	6.83	6.75	6.49
Electric Bulb Philips(40/60 Watt).....	No	3.00	-	3.00	3.00	2.83	2.33	2.50	2.42	2.31
<b>HOUSEHOLD OPERATION</b>										
Hard Soap (Local).....	200gm	2.00	1.60	2.00	1.87	2.00	-	-	-	1.74
Hard Soap (Imported).....	200gm	2.40	2.40	2.92	2.57	1.61	1.74	1.72	1.73	2.09
Detergent (Omo).....	50gm	1.00	1.60	1.08	1.23	.63	.60	.63	.62	.97
Incense.....	Kg	5.50	10.83	7.64	7.99	6.33	5.60	26.11	15.86	9.50
Sandal Wood.....	No	.35	.43	.27	.35	.25	.25	.25	.25	.27
Toilet Paper (Mamko).....	Roll	3.00	3.50	3.00	3.17	3.00	3.00	-	3.00	3.06
<b>DRY CLEANING</b>										
Dry Cleaning (Suit Men).....	No	-	-	-	-	13.00	15.50	-	15.50	14.75

Table 11 : Average Retail Price of Goods and Services by Region and Selected Market Places - Group 11 Market Places (Cont'd)

February 2004  
Yekatit 1996

R E G I O N   A N D   M A R K E T   P L A C E S										
ITEM	UNIT	G A M B E L L A			GAMBELLA AVERAGE	HARARI TOWN	D I R E D A W A		DIREDAWA AVERAGE	COUNTRY LEVEL AVERAGE
		Gambella	Shebo- kire	Akashi			Dire Dawa	Melka- Jebdu		
P R I C E   I N   B I R R										
<b>DOMESTIC SERVICE</b>										
Maid Servant.....	Month	70.00	76.67	26.67	57.78	53.33	66.67	56.67	61.67	40.52
Unskilled Service (Daily Laborer)....	Day	9.67	8.00	6.67	8.11	7.33	10.00	10.00	10.00	7.40
Salary for Guard .....	Month	90.00	-	-	90.00	66.67	140.00	-	140.00	64.57
<b>MEDICAL CARE</b>										
Ampicillin(250 mg) Local.....	56 Caps	14.67	-	18.67	16.27	13.33	12.13	-	12.13	16.55
Dichlorophine(500 mg) Local.....	6 Pills	-	-	1.50	1.50	-	-	-	-	2.32
Tetracycline(250mg) Local.....	56 Caps	9.83	-	9.33	9.63	8.93	9.33	8.00	9.00	9.17
Penicillin Injection(4 Mu. Local). Bottle	4.00	-	4.00	4.00	4.00	4.00	3.75	4.00	3.81	3.98
Chloramphenicol(250mg) Local.....	56 Caps	13.33	-	-	13.33	12.40	14.00	-	14.00	12.96
Dipron(500mg) Local.....	20 Pills	4.00	-	3.33	3.73	-	-	-	-	3.31
Cough Syrup (Berantine) Local.....	125cc	-	-	-	-	-	-	-	-	8.65
Bactrim(480mg) Local.....	30 Pills	7.83	-	-	7.83	-	-	-	-	6.90
Vermox(100mg) Local.....	12 Pills	4.00	-	2.50	3.40	-	-	-	-	2.98
Mezel(250mg) Local.....	30 Caps	6.00	-	5.00	5.60	3.26	4.50	4.29	4.45	4.95
Asprin (300 mg) Local.....	20 Pills	3.67	-	2.92	3.37	1.00	2.00	2.00	2.00	2.00
<b>OTHER MEDICAL EXPENSES</b>										
Doctor's Fee (Government).....	per visit	2.00	-	1.00	1.50	1.00	1.00	-	1.00	1.88
Doctor's Fee (Private).....	per visit	2.00	-	-	2.00	15.00	13.33	-	13.33	9.68
Injection (Service Charge).....	Once	.50	-	.50	.50	1.00	1.00	-	1.00	1.03
Laboratory Test Fee (Private).....	Once	4.25	-	-	4.25	4.33	5.33	-	5.33	4.58
Bed Charge (gov.).....	per day	-	-	-	-	2.25	4.00	-	4.00	4.31

Table 11 : Average Retail Price of Goods and Services by Region and Selected Market Places - Group 11 Market Places (Cont'd)

February 2004  
Yekatit 1996

R E G I O N   A N D   M A R K E T   P L A C E S										
ITEM	UNIT	G A M B E L L A			GAMBELLA AVERAGE	HARARI TOWN	D I R E D A W A		DIREDAWA AVERAGE	COUNTRY LEVEL AVERAGE
		Gambella	Shebo- kire	Akashi			Dire Dawa	Melka- Jebdu		

P R I C E   I N   B I R R

**TRANSPORT AND COMMUNICATION**

**TRANSPORT**

Benzene.....	Lt	5.07	-	-	5.07	4.20	4.18	-	4.18	4.51
Motor Oil (Mobil).....	Lt	21.00	-	-	21.00	19.68	19.73	-	19.73	19.39
Car Washing and Greasing.....	No	-	-	-	-	30.00	28.33	-	28.33	28.13
Bus Fare (per km).....	Tarif	-	-	-	-	.20	-	-	-	.15
Bus Fare (within Town) .....	Trip	-	-	-	-	-	.50	-	.50	.37
Taxi Fare .....	Trip	-	-	-	-	1.00	1.00	-	1.00	.75
Air Plane (To Addis Ababa) .....	Trip	367.00	-	-	367.00	-	361.00	-	361.00	355.75
Animal Transport fare.....	Trip	-	-	-	-	-	-	-	-	21.78
Cart Fare.....	Trip	-	-	-	-	1.00	1.00	-	1.00	.77
Train Fare .....	Trip	-	-	-	-	-	-	-	-	31.67
Service Charge (Motor oil change)...	Once	-	-	-	-	-	-	-	-	51.88

**COMMUNICATION**

Telephone Charge (with town).....	Period	.20	-	-	.20	.20	.20	-	.20	.28
Telephone Charge to Addis Ababa....	Period	3.75	3.75	2.75	3.42	2.35	-	2.70	2.70	2.74
Telephone Line Installation Charge..	Once	355.75	-	-	355.75	355.75	-	-	-	355.50

**ENTERTAINMENT AND EDUCATION**

**EQUIPMENT AND ACCESSORIES**

T.V. Set Philips 21 inch(Colored).....	No	-	-	-	-	3500.00	2490.00	-	2490.00	3076.21
Cassette Recorded Original(Local Music)No	11.67	-	10.33	11.00	12.00	11.33	-	11.33	11.33	10.78
Radio Set Philips 3 Band.....	No	-	141.67	141.67	162.50	117.50	-	117.50	117.50	139.83
Tape Recorder National (2 Speaker)....	No	-	208.33	208.33	233.33	403.33	-	403.33	403.33	309.11
Expense for Photograph(Passport size)4Pho	4.00	-	4.00	4.00	6.00	4.00	4.00	4.00	4.00	4.45

Table 11 : Average Retail Price of Goods and Services by Region and Selected Market Places - Group 11 Market Places (Cont'd)

February 2004  
Yekatit 1996

ITEM	UNIT	R E G I O N A N D M A R K E T P L A C E S							COUNTRY LEVEL AVERAGE	
		G A M B E L L A			GAMBELLA AVERAGE	HARARI TOWN	D I R E D A W A			DIREDAWA AVERAGE
		Gambella	Shebo-kire	Akashi			Dire Dawa	Melka-Jebdu		
P R I C E I N B I R R										
Newspaper (Addis Zemen).....	No	-	-	-	-	-	-	-	-	.53
Theater Enterance Fee .....	Once	-	-	-	-	.60	.50	-	.50	10.00
<b>EDUCATION</b>										
Exercise Book (50 Leaves) Local.....	No	2.00	2.17	1.92	2.03	2.00	-	-	-	1.89
Pencil (China).....	No	.47	.30	.25	.34	.25	-	-	-	.25
Ball Point-Bic England.....	No	1.00	1.25	1.00	1.08	1.00	.25	.25	1.23	1.03
Day School Fee-Public(Grade 7 & 8)..	Month	-	-	-	-	-	1.25	1.20	-	17.89
Day School Fee-Private(Grade 9-12)..	Month	-	-	-	-	-	-	-	-	96.82
Night School Fee-Government(Gr.9-12)	Month	21.00	-	-	21.00	25.00	67.50	-	67.50	22.11
School Uniform Fee .....	No	-	-	-	-	81.67	19.00	-	19.00	59.75
Night School Fee-Private(Grade9-12).	Month	-	-	-	-	-	59.33	-	59.33	39.25
							20.50	-	20.50	
<b>PERSONAL CARE AND EFFECTS</b>										
<b>PERSONAL CARE</b>										
Lux Toilet Soap.....	90gm	2.25	2.40	-	2.33	2.16	2.06	2.25	2.16	2.25
Blade-TOPAZ.....	No	.43	.43	.25	.37	.25	.25	.50	.38	.27
Hair Dressing (Traditional).....	No	5.00	3.67	2.33	3.67	3.00	-	-	-	3.10
Hair Dressing (Modern).....	No	10.00	-	8.00	9.50	8.00	7.67	-	-	7.75
Barbery (Mens Hair Cut).....	No	4.00	-	4.67	4.33	3.00	3.67	3.00	3.33	3.15
Paraffin Hair Oil.....	330cc	9.00	9.67	8.67	9.11	7.50	7.50	7.67	7.58	8.09
Zenith Hair Oil.....	330cc	9.00	9.67	8.33	9.00	7.00	7.64	8.25	7.79	7.92
Shaving Machine (medium) .....	No	-	-	-	-	25.33	-	-	-	41.12
Perfume .....	CC	70.00	-	28.00	59.50	17.33	29.33	18.00	24.80	24.37
<b>PERSONAL EFFECTS</b>										
Umbrella-Men Medium (Local).....	No	-	-	28.33	28.33	-	-	-	-	19.51

Table 11 : Average Retail Price of Goods and Services by Region and Selected Market Places - Group 11 Market Places (Cont'd)

February 2004  
Yekatit 1996

R E G I O N   A N D   M A R K E T   P L A C E S										
ITEM	UNIT	G A M B E L L A			GAMBELLA AVERAGE	HARARI TOWN	D I R E D A W A		DIREDAWA AVERAGE	COUNTRY LEVEL AVERAGE
		Gambella	Shebo- kire	Akashi			Dire Dawa	Melka- Jebdu		
P R I C E   I N   B I R R										
Umbrella-Women Medium (Imported).....	No	19.33	-	24.00	21.67	12.00	13.67	-	13.67	18.60
Hand Bag (Imported Synthetic).....	No	-	-	-	-	51.67	67.67	-	67.67	51.46
Belt (Local) Machine Made.....	No	-	-	22.33	22.33	-	8.67	-	8.67	11.93
Belt (Local) Hand Made.....	No	-	-	-	-	-	-	-	-	3.18
<b>JEWELLERY</b>										
Seiko-21 Jewels Automatic (Men).....	No	-	-	-	-	-	226.67	-	226.67	311.00
Seiko-21 Jewels Automatic (Women).....	No	-	-	-	-	-	270.00	-	270.00	293.42
Earrings (4gm 18 carat Local).....	Pair	-	-	-	-	340.00	340.00	-	340.00	360.31
Neck Laces (6gm 21 carat Imported)....	No	-	-	-	-	720.00	660.00	-	660.00	658.61
Rings (4gm 18 carat Local).....	No	-	-	-	-	340.00	340.00	-	340.00	359.77
Bracelet 20gm (18 carat Local).....	No	-	-	-	-	1600.00	1700.00	-	1700.00	1771.60
<b>LIVESTOCK AND DRAUGHT ANIMALS</b>										
<b>LIVESTOCK</b>										
Sheep (10-15Kg).....	No	126.67	140.00	62.67	106.00	-	106.67	75.00	90.83	105.93
Goat (10-15Kg).....	No	-	110.00	50.00	74.00	-	103.33	81.67	92.50	86.06
Heifer (2-4 Years).....	No	550.00	-	216.67	383.33	-	-	-	-	413.08
Cow (4 Years and Above).....	No	916.67	-	873.33	895.00	-	-	-	-	638.42
Bull (2-4 Years).....	No	516.67	-	436.67	476.67	-	-	-	-	457.63
Ox (4 Years and Above).....	No	1033.33	-	981.67	1007.50	-	-	-	-	924.76
Hen (Indigenous).....	No	13.00	9.00	11.00	11.00	6.33	7.33	-	7.33	9.36
Cock (Indigenous).....	No	19.00	13.00	14.67	15.56	11.67	11.67	-	11.67	14.09
<b>DRAUGHT ANIMALS</b>										
Donkey.....	No	-	-	-	-	-	-	-	-	300.87
Horse.....	No	-	-	-	-	-	-	-	-	583.36

Table 11 : Average Retail Price of Goods and Services by Region and Selected Market Places - Group 11 Market Places (Cont'd)

February 2004  
Yekatit 1996

R E G I O N   A N D   M A R K E T   P L A C E S										
ITEM	UNIT	G A M B E L L A			GAMBELLA AVERAGE	HARARI TOWN	D I R E D A W A		DIREDAWA AVERAGE	COUNTRY LEVEL AVERAGE
		Gambella	Shebo- kire	Akashi			Dire Dawa	Melka- Jebdu		
P R I C E   I N   B I R R										
Mule.....	No	-	-	-	-	-	-	-	-	945.19
<b>FARM EQUIPMENT (INDUSTRIAL PRODUCT)</b>										
Sickel.....	No	12.67	-	7.33	10.00	-	10.00	-	10.00	11.54
Pick Axe ('Doma').....	No	19.33	-	-	19.33	21.00	-	-	-	19.40
'Gejera'.....	No	21.67	-	19.00	20.33	22.00	20.00	-	20.00	19.43
<b>FARM EQUIPMENT (HAND MADE)</b>										
'Mofer'.....	No	-	-	-	-	-	-	-	-	16.19
'Kember'.....	No	-	-	-	-	-	-	-	-	10.73
'Digr'.....	No	-	-	-	-	-	-	-	-	3.06
Plough.....	No	-	-	-	-	26.67	11.33	-	11.33	15.92
Sickel.....	No	-	-	-	-	-	-	-	-	3.32
'Wegel'.....	No	-	-	-	-	5.00	-	-	-	4.03
'Erfe '.....	No	-	-	-	-	-	-	-	-	3.01
<b>MISCELLANEOUS GOODS AND SERVICES</b>										
Coffin (Medium Quality).....	No	-	-	-	-	120.00	150.00	-	150.00	188.14
Charge for Money order .....	Once	2.60	-	-	2.60	2.60	2.65	-	2.65	5.35
Charge for Visa (for person).....	No	-	-	-	-	-	-	-	-	65.00





C-8

B. no 299

Call Number 316.63c5A  
Title Retail Prices of Goods & Services  
Journal

C-1/5