

420


FEDERAL DEMOCRATIC REPUBLIC OF ETHIOPIA

CENTRAL STATISTICAL AGENCY

**PRODUCERS' PRICES OF AGRICULTURAL
PRODUCTS AT ZONE LEVEL**

Monthly Statistical Report

February 2008 (Yekatit 2000)



ADDIS ABABA

April 2008

420 STATISTICAL BULLETIN 420

C-2/5 Acc002677

C/S/S

677

CONTENTS

PAGE

i. Introduction	(vi)
ii. Objectives FEDERAL DEMOCRATIC REPUBLIC OF ETHIOPIA	(vii)
iii. Scope and Coverage	(vii)
iv. Method of Data Collection	(viii)
v. Definitions	(ix)
vi. Note	(ix)

CENTRAL STATISTICAL AGENCY

Statistical Tables

Table 1 - Average Producers' Prices of Agricultural Products in Rural Areas by Zone, Tigray and Afar Regions, February 2008 (Yekatit 2008)	5
--	---

PRODUCERS' PRICES OF AGRICULTURAL

Table 2 - Average Producers' Prices of Agricultural Products in Rural Areas by Zone, February 2008 (Yekatit 2008)	11
---	----


PRODUCTS AT ZONE LEVEL

Monthly Statistical Report

February 2008 (Yekatit 2008)

Table 3a - Average Producers' Prices of Agricultural Products in Rural Areas by Zone, Oromiya Region, February 2008 (Yekatit 2008)	13
--	----

Table 3b - Average Producers' Prices of Agricultural Products in Rural Areas by Zone, Amhara Region, February 2008 (Yekatit 2008)	27
---	----



ADDIS ABABA

April 2008

Table 4 - Average Producers' Prices of Agricultural Products in Rural Areas by Zone, SNNPR and Benishangul/Gumuz Regions, February 2008 (Yekatit 2008)	35
--	----

Table 5a - Average Producers' Prices of Agricultural Products in Rural Areas of Men	43
---	----

420

STATISTICAL BULLETIN 420

Table 5b - Average Producers' Prices of Agricultural Products in Rural Areas of Women in Special Woredas (Zone of SNNPR Region), February 2008 (Yekatit 2008)	51
---	----

Table 6 - Average Producers' Prices of Agricultural Products in Rural Areas by Zone, SNNPR, Harari and Dire Dawa Regions, February 2008 (Yekatit 2008)	59
--	----

Handwritten notes at the top of the page, including "C 2/12", "FFJ", and "Accel 507".

FEDERAL DEMOCRATIC REPUBLIC OF ETHIOPIA


CENTRAL STATISTICAL AGENCY

PRODUCERS' PRICES OF AGRICULTURAL

PRODUCTS AT ZONE LEVEL

Monthly Statistical Report

February 2008 (Yearly 2008)



ADDIS ABABA

April 2008

OSA

PREPARED AND PRINTED BY
CENTRAL STATISTICAL AGENCY
P.O. BOX 1143, ADDIS ABABA
Tel. 251 11 155 30 11

OSA

CONTENTS

PAGE

I. Introduction	(II)
II. Objectives	(III)
III. Scope and Coverage	(IV)
IV. Method of Data Collection	(IV)
V. Definitions	(IX)
VI. Note	(IX)

Statistical Tables

Table 1 - Average Producers' Prices of Agricultural Products in Rural Areas by Zone,Tigray and Afar Regions, February 2008(Yekatit 2000)	3
Table 2 - Average Producers' Prices of Agricultural Products in Rural Areas by Zone,Amhara Region, February 2008(Yekatit 2000)	11
Table 3a- Average Producers' Prices of Agricultural Products in Rural Areas by Zone,Oromiya Region, February 2008(Yekatit 2000).....	19
Table 3b- Average Producers' Prices of Agricultural Products in Rural Areas by Zone,Oromiya Region, February 2008(Yekatit 2000)	27
Table 4- Average Producers' Prices of Agricultural Products in Rural Areas by Zone,Somali and BenishanguiGumuz Regions, February 2008(Yekatit 2000)	35
Table 5a - Average Producers' Prices of Agricultural Products in Rural Areas of ten Zones of SNNP Region, February 2008(Yekatit 2000).....	43
Table 5b - Average Producers' Prices of Agricultural Products in Rural Areas of Special Weredas /Zone of SNNP Region, February 2008(Yekatit 2000).....	51
Table 6 - Average Producers' Prices of Agricultural Products in Rural Areas by Zone,Gambela, Harari and Dire Dawa Regions, February 2008(Yekatit 2000).....	59

I. Introduction

The Central Statistical Authority (CSA) has been conducting the Rural Integrated Household Survey Program (RIHSP) since 1980/81 (1973 Ethiopian Calendar). As part of the RIHSP the rural producers' prices of agricultural products survey is being conducted on a monthly basis since May 1981 in selected Farmers' Associations; (currently Enumeration Areas, EAs).

In an effort to fulfill data users demand, the CSA has been providing price data at zone level since September 1997. This report provides information on monthly average producers' prices of agricultural products on the basis of the current administrative hierarchy, i.e., Regions and zones. Due to lack of adequate space to accommodate the data for all zones and Regions over one page, the price data of the zones and Regions are presented in six tables as follows:

Table 1 refers to monthly average producers' prices of agricultural products in Tigray Region at zone level(i.e., North West Tigray, Western Tigray, Central Tigray, Eastern Tigray and Southern Tigray zones) and Afar Region and two of its zones (zone 1 and zone 3).

Table 2 presents monthly average producers' prices of agricultural products in Amhara Region by zone (i.e., North Gondar, South Gondar, North Wello, South Wello, North Shewa, East Gojam, West Gojam, Wag Hemra, Awi and Oromiya Zones).

Table 3a presents monthly average producers' prices of agricultural products in Oromiya Region and its zones (i.e., West Wellega, East Wellega, Illubabor, Jimma, West Shewa, North Shewa, East Shewa, Arssi, West Harerge, East Harerge,).

Table 3b presents monthly average producers' prices of agricultural products in Oromiya Region and its zones (i.e., Bale, Borena, North West Shewa, Guji, Kelem Wellega, Horo Gudru Wellega, and West Arssi, Zones).

Table 4 displays monthly average producers' prices of agricultural products in Somali Region and three of its zones (i.e., Shinile, Jigjiga and Liben) and Benishangul-Gumuz Region and its zones (i.e., Metekel, Asosa and Kamashi zones).

Table (5a) presents monthly average producers' prices of agricultural products in Southern Nations, Nationalities and Peoples, SNNP, Region and its zones (i.e., Gurage, Hadiya, Kembat- Tembaro, Sidama, Gedeo, Wolayita, South Omo, Shaka, Kaffa and Gamogofa Zones).

Table (5b) refers to monthly average producers' prices of agricultural products in Southern Nations, Nationalities and Peoples, SNNP, Region and its zones (i.e., Bench-Maji, Yem special wereda, Amaro special wereda, Burji special wereda, Konso special wereda, Dirashe special wereda, Dawro Zone, Basketo special wereda, Konta special wereda, Siltie Zone, and Alaba special wereda).

Table 6 provides monthly average producers' prices of agricultural products in Gambella Region and its zones (i.e., zone 1 and zone 2), Harari Region, Addis Ababa Administrative Council and its zones (i.e., zone 3 and zone 6), Dire Dawa Administrative Council and national average.

Earlier issues on the same subject are Statistical Bulletins 44, 59, 65, 85, 95, 105, 116, 122, 137, 142, 148, 149, 155, 162, 166, 173, 176, 181, 188, 190, 199, 211, 212, 219, 239, 240, 241, 250, 251, 260, 268, 273, 277, 291, 292, 293, 294, 298, 300, 303, 306, 311, 312, 314, 315, 316, 318, 322, 324, 326, 328, 333, 334, 336, 338, 341, 343, 344, 353, 354, 359, 363, 364, 372, 374, 377, 378, 383, 384 and 386.

II. Objectives

The objectives of the survey are to:

- help policy makers take decisions on production and distribution of agricultural products;
- study the level of producers' price of agricultural products charged by farmers;
- study the disparities between prices at various distribution levels;
- study changes in the economy;
- help in the valuation of output for national accounts;
- construct producers' price indices and volume of production with respect to agricultural products.

III. Scope and Coverage

The scope and coverage of the agricultural producers' price survey are constantly under review and necessary improvements are effected from time to time in an effort to incorporate commodities mostly produced by private peasants. Consequently, starting from September 1998, the number of rural enumeration areas covered in price survey has reduced from 1420 to 446. The survey currently covers about 99 selected agricultural products in about 446 Enumeration Areas at country level as compared to 65 products in 361 Farmers' Association Areas in May 1981.

The major groups of agricultural products covered by the survey include cereals, pulses, oil seeds, vegetables and fruits, potatoes and other tubers, dairy products and eggs, spices, other food items and stimulants, livestock, and hides and skins.

IV. Method of Data Collection

Agricultural producers' price is collected from private peasant households or producers' cooperatives in the selected EAs in each month of the Ethiopian Calendar year, (September to August). Information on producers' price could only be collected from peasants or producers' cooperatives if and only if their own produce is sold during the survey month. For each agricultural product a maximum of three quantity and price quotations are collected from three different private peasants or producers' cooperatives. A Kitchen balance is used to measure the quantities sold by the producer. The data collection on producers' price is done over the 30 days of the month depending upon the work load of the enumerator and the selling habits of the producers.

Table A: Distribution of Planned and Covered EAs by Reporting level**January 2008**

Reporting Level	Number of Sample EAs	
	Planned	Covered
Tigray	34	34
North West Tigray	6	6
Central Tigray	10	10
East Tigray	7	7
South Tigray	8	8
Western Tigray	3	3
Affar	6	4
Zone 1	3	3
Zone 3	3	1
Amhara	106	100
North Gondar	15	15
South Gondar	11	10
North Wello	8	8
South Wello	14	12
North Shewa	18	17
East Gojam	13	12
West Gojam	11	11
Wag Hemra	3	3
Awi	6	6
Oromiya zone	7	6

Table A (Continued):

Reporting Level	Number of Sample EAs	
	Planned	Covered
Oromiya	175	163
West Wellega	10	10
East Wellega	11	11
Illubabor	11	11
Jimma	11	11
West Shewa	10	10
North Shewa	10	8
East Shewa	10	10
Arssi	15	15
West Harerge	9	8
East Harerge	13	13
Bale	11	11
Borena	8	3
South West Shewa	8	8
Guji	8	8
Kelem Wellega	10	9
Horo Guduru, Wellega	10	9
West Arsi	10	9
Somali	8	7
Shinile	2	2
Jigjiga	3	3
Liben	3	2
Benishangul-Gumuz	19	16
Metekel	7	7
Asosa	7	6
Kamashi	5	3

Table A (Continued):

Reporting Level	Number of Sample EAs	
	Planned	Covered
SNNP	99	98
Gurage	8	8
Hadiya	4	4
Kembata-Tembaro	5	5
Sidama	9	9
Gedeo	4	4
Wolayta	7	7
South Omo	5	5
Shaka	3	3
Kaffa	8	8
Gamogofa	11	11
Bench-Maji	8	7
Yem special wereda	2	2
Amaro special wereda	2	2
Burji special wereda	2	2
Konso special wereda	2	2
Dirashe special wereda	2	2
Dawro special wereda	5	5
Basketo special wereda	2	2
Konta special wereda	2	2
Silte Zone	6	6
Alaba Special wereda	2	2

Table A (Continued):

Reporting Level	Number of Sample EAs	
	Planned	Covered
Gambella	12	7
zone 1	4	2
zone 2	5	3
zone 3	2	2
zone 4	1	0
Harari	2	2
Dire Dawa	2	2
TOTAL	463	433

V. Definitions

- **Producers' price:** Agricultural producers' price is defined as the price of the transaction carried out by the peasant/ producer at the first point of sale for a clearly specified agricultural product. In most cases this price may not correspond to the farm-gate price as the farmer sells his product at a place outside his farm.
- **Enumeration Area:** Enumeration Area in rural is a locality that is less than or equal to farmers' association areas and mostly consists of about 150-200 households.
- **Farmers' Association:-** It is the lowest administrative unit in a settled rural area with its own jurisdiction. It is an association of rural dwellers formed by the inhabitants of a given area whose members are engaged either in agricultural or non-agricultural activities.

VI. Note

- ◆ The average column provides a simple arithmetic average price for each product.
- ◆ The symbol "-" is used for data not available or doubtful.

Table 1: Average Producers' Prices of Agricultural Products in Rural Areas by Zone, Tigray and Afar Regions (Cont'd)

February 2008
Yekatit 2000

P R I C E I N B I R R

ITEM	UNIT	K I L L I L A N D Z O N E S								
		T I G R A Y					Tigray Average	A F F A R		Afar Average
		North West Tigray	Central Tigray	Eastern Tigray	Southern Tigray	Western Tigray		Zone 1	Zone 3	

CEREALS UNMILLED

'TEFF' WHITE.....	Kg	4.60	5.38	4.11	4.77	5.11	4.94	-	5.24	5.24
'TEFF' MIXED.....	Kg	4.44	4.89	5.00	4.46	4.67	4.65	-	-	-
'TEFF' BLACK.....	Kg	4.02	4.44	4.68	4.04	4.28	4.22	-	-	-
WHEAT WHITE.....	Kg	-	4.22	3.88	3.80	-	3.89	-	-	-
WHEAT MIXED.....	Kg	-	-	3.12	-	-	3.12	-	-	-
WHEAT BLACK.....	Kg	-	-	4.14	4.25	-	4.22	-	-	-
BARLEY WHITE.....	Kg	3.39	4.15	4.14	4.28	-	4.14	-	-	-
BARLEY MIXED.....	Kg	-	-	3.64	-	-	3.64	-	-	-
BARLEY BLACK.....	Kg	-	3.52	3.47	4.54	-	3.84	-	-	-
BARLEY /FOR BEER/.....	Kg	-	-	-	-	-	-	-	-	-
'SENEF KOLO GEBIS'.....	Kg	-	-	-	-	-	-	-	-	-
MAIZE.....	Kg	3.16	3.32	-	2.92	2.14	3.07	-	3.01	3.01
DURRAH.....	Kg	-	-	3.13	3.53	-	3.33	-	-	-
AFRICAN MILLET.....	Kg	3.53	3.04	3.25	-	3.33	3.36	-	-	-
SORGHUM YELLOW.....	Kg	3.59	3.46	-	4.03	3.49	3.67	-	3.55	3.55
SORGHUM WHITE.....	Kg	3.60	3.41	-	2.95	3.33	3.39	-	-	-
SORGHUM RED.....	Kg	3.61	2.90	-	-	2.20	3.27	-	3.03	3.03
SORGHUM MIXED.....	Kg	3.36	2.92	-	-	-	3.09	-	3.01	3.01
OATS WITH COVER.....	Kg	-	-	-	-	-	-	-	-	-
RICE /LOCAL/.....	Kg	-	-	-	-	-	-	-	-	-
HULLED BERLEY /'TEMEZH'/.....	Kg	-	-	-	-	-	-	-	-	-

PULSES UNMILLED

HORSE BEANS.....	Kg	4.67	4.17	3.48	3.39	5.28	4.08	-	-	-
CHICK PEAS.....	Kg	5.42	-	3.54	3.92	-	4.48	-	-	-
PEAS WHITE.....	Kg	-	-	2.93	4.14	-	3.10	-	-	-
PEAS MIXED.....	Kg	-	-	2.51	-	-	2.51	-	-	-
SOYA BEANS.....	Kg	-	-	-	7.37	-	7.37	-	-	-
LENTILS.....	Kg	-	4.29	4.07	5.24	-	4.84	-	-	-

Table 1: Average Producers' Prices of Agricultural Products in Rural Areas by Zone, Tigray and Afar Regions (Cont'd)

February 2008
Yekatit 2000

P R I C E I N B I R R										
K I L L I L A N D Z O N E S										
ITEM	UNIT	T I G R A Y					Tigray Average	A F F A R		Affar Average
		North West Tigray	Central Tigray	Eastern Tigray	Southern Tigray	Western Tigray		Zone 1	Zone 3	
HARICOT BEANS.....	Kg	-	-	-	-	-	-	-	-	-
LIMA BEANS.....	Kg	-	-	-	2.40	4.22	3.31	-	2.84	2.84
VETCH.....	Kg	-	3.73	2.99	2.85	-	3.17	-	-	-
FENUGREEK.....	Kg	14.50	6.17	27.50	6.00	-	11.94	-	-	-
O I L S E E D S										
NIGER SEED.....	Kg	-	4.39	-	-	8.13	7.50	-	8.33	8.33
LINSEED WHITE.....	Kg	-	-	-	-	9.38	9.38	-	-	-
LINSEED BLACK.....	Kg	7.12	6.12	4.99	5.98	6.76	6.08	-	-	-
SESAME SEED.....	Kg	14.29	11.21	-	10.00	10.63	11.49	-	7.02	7.02
SUNFLOWER.....	Kg	4.19	-	-	-	-	4.19	-	-	-
RAPE SEED.....	Kg	7.10	2.86	3.00	-	-	5.43	-	-	-
CASTOR BEANS.....	Kg	5.88	-	2.54	-	-	3.65	-	-	-
GROUND NUTS.....	Kg	-	-	-	-	-	-	-	-	-
V E G E T A B L E S										
ETHIOPIAN KALE.....	Kg	-	-	1.38	-	-	1.38	-	-	-
CABBAGE.....	Kg	2.33	3.00	2.03	-	-	2.35	-	-	-
LETTUCE.....	Kg	1.05	2.00	1.79	-	3.25	1.87	-	-	-
SPINACH.....	Kg	1.47	.96	1.74	-	3.50	1.82	-	-	-
CARROT.....	Kg	5.00	-	2.98	-	-	3.65	-	-	-
TOMATO.....	Kg	2.44	2.00	2.41	2.12	2.50	2.35	-	-	-
ONION.....	Kg	2.28	3.50	3.63	-	-	3.24	-	1.78	1.78
GARLIC.....	Kg	9.85	9.64	-	-	-	9.73	-	-	-
PEPPER GREEN.....	Kg	10.51	5.88	6.92	-	-	7.47	6.75	-	6.75
GREEN PEAS.....	Kg	-	-	-	-	-	-	-	-	-
BEET ROOT.....	Kg	-	-	-	-	-	-	-	-	-
CAULIFLOWER.....	Kg	-	-	-	-	-	-	-	-	-
PUMPKIN.....	Kg	-	-	-	-	-	-	-	-	-
SUGAR CANE.....	Kg	-	-	-	-	-	-	-	1.44	1.44

Table 1: Average Producers' Prices of Agricultural Products in Rural Areas by Zone, Tigray and Afar Regions (Cont'd)

February 2008
Yekatit 2000

PRICE IN BIRR

		K I L L I L A N D Z O N E S								
ITEM	UNIT	T I G R A Y					Tigray-Average	A F F A R		Afar-Average
		North West Tigray	Central Tigray	Eastern Tigray	Southern Tigray	Western Tigray		Zone 1	Zone 3	
FRUITS										
BANANA.....	Kg	4.07	4.75	-	2.67	2.33	3.50	-	-	-
ORANGE.....	Kg	-	5.00	-	2.75	-	3.88	-	-	-
LEMON.....	Kg	1.43	-	4.97	2.67	-	2.51	-	-	-
MANDARINE.....	Kg	-	-	-	-	-	-	-	-	-
PAPAYA.....	Kg	3.07	2.22	3.04	3.00	3.32	2.99	-	-	-
GRAPES.....	Kg	-	-	-	-	-	-	-	-	-
MANGO.....	Kg	-	-	-	-	-	-	-	-	-
GUAVA.....	Kg	3.43	-	4.03	-	3.50	3.71	-	-	-
AVOCADO.....	Kg	-	-	-	-	-	-	-	-	-
CITRON.....	Kg	-	-	2.88	-	-	2.88	-	-	-
PINE APPLE.....	Kg	-	-	-	-	-	-	-	-	-
CACTUS /BELES/.....	Kg	-	-	-	-	-	-	-	-	-
POTATOES AND OTHER TUBERS										
POTATO.....	Kg	-	-	3.67	-	-	3.67	-	-	-
SWEET POTATO.....	Kg	-	-	-	-	-	-	-	-	-
'KOCHO'/UNPROCESSED/.....	Kg	-	-	-	-	-	-	-	-	-
'BULA'.....	Kg	-	-	-	-	-	-	-	-	-
'GODERE'.....	Kg	-	-	-	-	-	-	-	-	-
SPICES										
PEPPER WHOLE.....	Kg	32.01	-	-	-	32.83	32.33	-	-	-
GINGER /NOT DRY/.....	Kg	-	-	-	-	-	-	-	-	-
WHITE CUMIN.....	Kg	-	-	-	-	-	-	-	-	-
BLACK CUMIN.....	Kg	-	-	-	-	-	-	-	-	-
TUMERIC /UNMILLED/.....	Kg	-	-	-	-	-	-	-	-	-
CARDAMON.....	Kg	-	-	-	-	-	-	-	-	-
FENUGREEK.....	Kg	-	-	-	-	-	-	-	-	-

Table 1: Average Producers' Prices of Agricultural Products in Rural Areas by Zone, Tigray and Afar Regions (Cont'd)

February 2008
Yekatit 2000

P R I C E I N B I R R										
K I L L I L A N D Z O N E S										
I T E M	U N I T	T I G R A Y					Tigray Average	A F F A R		Affar Average
		North West Tigray	Central Tigray	Eastern Tigray	Southern Tigray	Western Tigray		Zone 1	Zone 3	
CHILLIES.....	Kg	51.75	-	-	-	38.02	44.89	-	-	-
CORIANDER.....	Kg	-	-	-	-	-	-	-	-	-
'SENAFICH'.....	Kg	-	-	2.81	-	-	2.81	-	-	-
BASIL /DRY/.....	Kg	-	-	-	-	-	-	-	-	-
SAVORY /DRY/.....	Kg	-	-	-	-	-	-	-	-	-
RUE /NOT DRY/.....	Kg	-	-	-	-	-	-	-	-	-
L I V E S T O C K										
SHEEP/CASTRATED/.....	No	246.67	291.67	387.50	360.00	-	332.11	-	250.00	250.00
LAMB.....	No	203.75	190.63	202.29	192.86	-	198.60	95.74	120.00	100.15
OTHER SHEEP/10-15Kg/.....	No	295.00	150.00	183.75	239.76	-	226.49	218.33	165.00	208.64
GOAT/CASTRATED/.....	No	376.11	330.00	362.50	494.00	543.33	416.72	285.00	225.00	261.00
GOAT KID.....	No	157.97	200.00	176.82	186.50	196.43	181.97	105.22	136.80	116.50
OTHER GOAT/10-15Kg/.....	No	240.42	191.11	200.00	238.33	240.43	224.16	199.44	166.67	191.25
CALF/1-2Years/.....	No	530.00	-	745.00	541.67	-	619.50	550.00	375.00	480.00
HEIFER/2-4Years/.....	No	1385.00	1056.67	1300.00	790.00	1500.00	1233.10	783.33	670.00	755.00
COW/4 Years & Above/.....	No	1760.00	540.00	908.35	1234.50	1393.75	1123.44	1850.00	1733.33	1791.67
BULL/2-4Years/.....	No	2031.67	1712.50	1751.67	1102.86	1081.67	1578.28	850.00	560.00	734.00
OX/4 Years & Above/.....	No	2180.00	1498.57	2073.08	1918.75	2967.86	2030.00	2200.00	1165.00	1786.00
PULLET/LOCAL/.....	No	18.59	16.92	18.71	12.44	24.05	17.98	-	8.00	8.00
HEN/LOCAL/.....	No	21.97	19.62	23.00	19.08	29.06	21.64	-	-	-
COCKEREL/LOCAL/.....	No	17.75	17.00	20.83	14.10	20.23	17.49	-	14.50	14.50
COCK/LOCAL/.....	No	26.92	23.75	27.07	21.02	34.86	25.61	-	-	-
D R A U G H T A N I M A L S										
DONKEY /MALE/.....	No	848.33	635.00	678.33	554.00	740.00	670.22	-	402.50	402.50
HORSE /MALE/.....	No	-	-	-	2200.00	-	2200.00	-	-	-
MULE /MALE/.....	No	-	-	-	2875.00	-	2875.00	-	-	-
CAMEL /MALE/.....	No	-	-	-	-	-	-	2000.00	-	2000.00

Table 1: Average Producers' Prices of Agricultural Products in Rural Areas by Zone, Tigray and Afar Regions (Cont'd)

February 2008
Yekatit 2000

P R I C E I N B I R R										
K I L L I L A N D Z O N E S										
I T E M	U N I T	T I G R A Y					Tigray Average	A F F A R		Afar Average
		North West Tigray	Central Tigray	Eastern Tigray	Southern Tigray	Western Tigray		Zone 1	Zone 3	
DAIRY PRODUCTS & EGGS										
MILK/UNPASTEURIZED/.....	Lt	-	-	3.00	-	-	3.00	4.34	-	4.34
BUTTER/UNREFINED/.....	Kg	67.09	-	53.72	36.85	-	50.52	-	40.00	40.00
CHEESE/COTTAGE/.....	Kg	-	-	-	-	-	-	-	-	-
EGGS/LOCAL/.....	DOZEN	7.62	6.14	5.51	7.00	8.00	6.69	-	6.00	6.00
HIDES AND SKINS										
BOVINE HIDES.....	No	-	-	-	34.00	34.33	34.20	-	-	-
SHEEP SKINS/DRY/.....	No	-	-	16.00	12.00	-	15.33	-	-	-
GOAT SKINS/DRY/.....	No	10.38	11.44	12.50	12.00	8.57	10.74	-	6.33	6.33
OTHERS										
BUCKTHORN LEAVES/DRIED/.....	Kg	15.66	9.73	8.24	-	8.28	10.31	-	.79	.79
'CHAT'.....	Kg	-	-	-	34.78	-	34.78	-	-	-
COFFEE BEANS.....	Kg	-	-	-	30.67	-	30.67	-	-	-
COFFEE WHOLE.....	Kg	-	-	-	-	-	-	-	-	-
HONEY /NOT REFINED/.....	Kg	26.36	20.31	31.10	28.00	20.13	24.93	-	-	-

Item	PRICE PER QUINTAL										Average Amhara Region
	North Borana	South Borana	North Wollo	South Wollo	North Shewa	South Shewa	East Gojjam	West Gojjam	High lands	Low lands	

CEREALS (METRIC TONS)

WHEAT	4.52	4.31	5.25	4.81	4.25	4.25	4.25	4.25	4.25	4.25	4.25	4.25
BARLEY	3.25	3.25	3.25	3.25	3.25	3.25	3.25	3.25	3.25	3.25	3.25	3.25
MAIZE	3.25	3.25	3.25	3.25	3.25	3.25	3.25	3.25	3.25	3.25	3.25	3.25
TEFF	3.25	3.25	3.25	3.25	3.25	3.25	3.25	3.25	3.25	3.25	3.25	3.25
...

PELLETS (METRIC TONS)

...
...

Table 2: Average Producers' Prices of Agricultural Products in Rural Areas by Zone, Amhara Region

Table 2: Average Producers' Prices of Agricultural Products in Rural Areas by Zone, Amhara Region (Cont'd)

Table 2: Average Producers' Prices of Agricultural Products in Rural Areas by Zone, Amhara Region (Cont'd)

February 2008
Yekatit 2000

P R I C E I N B I R R

		K I L L I L A N D Z O N E S										
		A M H A R A										
ITEM	UNIT	North Gondar	South Gondar	North Wello	South Wello	North Shewa	East Gojam	West Gojam	Wag Hemra	Awı	Oromiya	Amhara Average
CEREALS UNMILLED												
'TEFF' WHITE.....	Kg	4.33	4.51	5.33	4.81	4.95	4.46	4.12	-	3.60	5.59	4.70
'TEFF' MIXED.....	Kg	4.25	3.85	5.08	5.00	4.68	4.01	3.82	3.81	3.30	4.83	4.35
'TEFF' BLACK.....	Kg	3.96	3.71	4.83	5.09	4.77	3.80	4.06	4.33	3.51	-	4.23
WHEAT WHITE.....	Kg	3.86	3.72	4.12	3.65	3.69	3.60	3.63	4.43	4.03	-	3.74
WHEAT MIXED.....	Kg	-	-	4.37	3.39	4.01	3.35	3.12	-	3.58	-	3.60
WHEAT BLACK.....	Kg	-	3.00	-	3.38	3.84	-	-	-	-	-	3.30
BARLEY WHITE.....	Kg	3.55	3.77	4.12	3.55	3.19	3.33	2.58	3.85	-	3.55	3.53
BARLEY MIXED.....	Kg	3.08	-	4.35	3.71	3.50	2.58	2.90	4.49	3.00	-	3.48
BARLEY BLACK.....	Kg	2.77	-	-	3.20	2.08	2.05	3.19	-	3.27	-	2.89
BARLEY /FOR BEER/.....	Kg	-	-	-	-	-	-	-	-	-	-	-
'SENEF KOLO GEBIS'.....	Kg	-	-	-	-	-	-	-	-	-	-	-
MAIZE.....	Kg	2.69	2.76	-	2.74	3.12	2.72	2.39	-	2.07	2.84	2.57
DURRAH.....	Kg	2.50	3.12	3.36	2.71	3.44	3.18	-	-	-	-	3.12
AFRICAN MILLET.....	Kg	3.19	2.66	-	-	-	-	2.42	-	2.30	4.40	2.75
SORGHUM YELLOW.....	Kg	2.77	3.39	3.23	-	3.16	3.28	-	-	-	3.62	3.29
SORGHUM WHITE.....	Kg	2.91	-	3.54	3.04	2.96	3.23	-	3.91	-	3.09	3.07
SORGHUM RED.....	Kg	2.64	-	4.33	3.33	3.00	3.15	-	-	2.00	-	3.17
SORGHUM MIXED.....	Kg	3.47	-	-	2.68	3.26	2.94	2.40	-	-	3.00	3.08
OATS WITH COVER.....	Kg	-	-	-	-	2.55	-	-	-	-	-	2.55
RICE /LOCAL/.....	Kg	-	3.62	-	-	-	-	-	-	-	-	3.62
HULLED BERLEY /'TEMEZH'/.....	Kg	-	3.90	-	-	-	-	-	-	-	-	3.90
PULSES UNMILLED												
HORSE BEANS.....	Kg	3.76	3.56	3.50	3.42	3.54	4.29	3.67	2.79	4.55	-	3.63
CHICK PEAS.....	Kg	3.51	4.29	4.12	3.33	3.67	3.80	3.70	-	-	-	3.71
PEAS WHITE.....	Kg	3.25	2.94	-	3.64	-	-	4.07	3.29	-	-	3.48
PEAS MIXED.....	Kg	3.71	3.50	3.62	4.31	3.75	3.91	3.80	3.99	4.84	-	3.91
SOYA BEANS.....	Kg	-	-	-	-	-	-	-	-	2.99	-	2.99
LENTILS.....	Kg	5.37	4.27	5.96	6.54	5.75	4.35	-	5.29	-	-	5.78
HARICOT BEANS.....	Kg	-	3.50	-	3.00	-	3.81	-	-	-	4.30	3.52

Table 2: Average Producers' Prices of Agricultural Products in Rural Areas by Zone, Amhara Region (Cont'd)

February 2008
Yekatit 2000

PRICE IN BIRR												
K I L L I L A N D Z O N E S												
ITEM	UNIT	A M H A R A									Amhara Average	
		North Gondar	South Gondar	North Wello	South Wello	North Shewa	East Gojam	West Gojam	Wag Hemra	Awii		Oromiya
LIMA BEANS.....	Kg	-	-	-	3.00	3.04	-	-	-	-	2.82	2.98
VETCH.....	Kg	2.20	2.46	2.51	2.74	2.56	2.48	2.82	-	-	-	2.57
FENUGREEK.....	Kg	5.78	-	5.36	5.70	5.72	-	-	6.00	-	7.10	5.78
OIL SEEDS												
NIGER SEED.....	Kg	8.10	5.29	-	-	-	8.43	9.10	-	8.25	-	8.26
LINSEED WHITE.....	Kg	-	-	-	-	-	-	-	-	-	-	-
LINSEED BLACK.....	Kg	4.44	5.74	-	-	6.90	-	-	-	-	-	6.09
SESAME SEED.....	Kg	9.85	-	-	-	-	12.43	-	-	-	-	11.40
SUNFLOWER.....	Kg	4.99	4.71	-	-	4.11	4.93	7.25	-	-	-	5.19
RAPE SEED.....	Kg	4.36	4.36	-	-	-	5.45	5.50	-	5.45	-	5.09
CASTOR BEANS.....	Kg	-	-	-	-	-	-	-	-	-	-	-
GROUND NUTS.....	Kg	-	-	-	-	-	-	-	-	8.10	-	8.10
VEGETABLES												
ETHIOPIAN KALE.....	Kg	-	5.00	-	-	1.33	-	-	-	-	-	3.17
CABBAGE.....	Kg	-	8.22	-	1.93	.87	.68	-	-	-	-	2.24
LETTUCE.....	Kg	-	-	-	-	-	-	-	-	-	-	-
SPINACH.....	Kg	-	5.27	1.91	5.00	.49	-	-	-	-	-	3.59
CARROT.....	Kg	-	7.57	1.60	2.00	-	-	-	-	-	-	4.69
TOMATO.....	Kg	-	.76	1.13	1.61	1.91	2.12	-	-	-	-	1.65
ONION.....	Kg	-	6.02	1.99	4.69	3.33	5.00	-	-	-	-	3.96
GARLIC.....	Kg	7.57	8.81	8.86	7.25	8.21	9.00	-	8.75	-	-	8.20
PEPPER GREEN.....	Kg	-	-	-	6.00	6.64	4.67	4.25	6.34	-	-	5.86
GREEN PEAS.....	Kg	-	-	-	-	-	-	-	-	-	-	-
BEET ROOT.....	Kg	-	-	1.68	2.00	-	6.00	-	2.63	-	-	2.80
CAULIFLOWER.....	Kg	-	-	-	-	-	-	-	-	-	-	-
PUMPKIN.....	Kg	-	-	-	-	-	-	-	-	-	-	-
SUGAR CANE.....	Kg	-	.91	-	.43	1.53	1.84	.51	-	-	-	1.39

Table 2: Average Producers' Prices of Agricultural Products in Rural Areas by Zone, Amhara Region (Cont'd)

February 2008
Yekatit 2000

P R I C E I N B I R R

		K I L L I L A N D Z O N E S										
		A M H A R A										
ITEM	UNIT	North Gondar	South Gondar	North Wello	South Wello	North Shewa	East Gojam	West Gojam	Wag Hemra	Awı	Oromiya	Amhara Average
FRUITS												
BANANA.....	Kg	-	-	-	-	3.33	6.99	3.50	4.00	-	2.39	4.96
ORANGE.....	Kg	-	-	-	-	2.37	1.55	-	-	-	4.00	2.37
LEMON.....	Kg	-	-	-	-	2.44	-	-	-	-	1.80	2.01
MANDARINE.....	Kg	-	-	-	-	-	-	-	-	-	-	-
PAPAYA.....	Kg	2.28	-	-	-	.99	-	-	-	3.93	1.89	1.85
GRAPES.....	Kg	-	-	-	-	-	-	-	-	-	-	-
MANGO.....	Kg	-	-	-	-	-	-	-	-	-	-	-
GUAVA.....	Kg	-	-	-	-	4.38	-	3.50	-	-	-	3.94
AVOCADO.....	Kg	-	-	-	-	-	-	-	-	-	-	-
CITRON.....	Kg	-	-	-	-	4.00	-	-	-	-	-	4.00
PINE APPLE.....	Kg	-	-	-	-	-	-	-	-	-	-	-
CACTUS /BELES/.....	Kg	-	-	-	-	-	-	-	-	-	-	-
POTATOES AND OTHER TUBERS												
POTATO.....	Kg	-	1.32	2.87	2.15	-	4.00	.96	-	2.00	-	2.36
SWEET POTATO.....	Kg	-	-	-	-	-	-	-	-	-	-	-
'KOCHO'/UNPROCESSED/.....	Kg	-	-	-	-	-	-	-	-	-	-	-
'BULA'.....	Kg	-	-	-	-	-	-	-	-	-	-	-
'GODERE'.....	Kg	-	-	-	-	-	-	-	-	-	-	-
SPICES												
PEPPER WHOLE.....	Kg	25.19	28.00	-	40.00	-	27.85	28.36	-	-	-	28.48
GINGER /NOT DRY/.....	Kg	-	-	-	-	-	-	-	-	-	-	-
WHITE CUMIN.....	Kg	2.58	-	-	4.50	-	-	2.23	-	-	-	2.89
BLACK CUMIN.....	Kg	-	-	-	-	-	-	-	-	-	-	-
TUMERIC /UNMILLED/.....	Kg	-	-	-	-	-	-	-	-	-	-	-
CARDAMON.....	Kg	-	-	-	-	-	-	-	-	-	-	-
FENUGREEK.....	Kg	-	-	-	-	-	-	-	-	-	-	-
CHILLIES.....	Kg	-	-	-	-	-	-	-	-	-	21.43	21.43

Table 2: Average Producers' Prices of Agricultural Products in Rural Areas by Zone, Amhara Region (Cont'd)

February 2008
Yekatit 2000

PRICE IN BIRR

		KILLIL AND ZONES										Amhara Average
		AMHARA										
ITEM	UNIT	North Gondar	South Gondar	North Wello	South Wello	North Shewa	East Gojam	West Gojam	Wag Hemra	Awi	Dromiya	
CORIANDER.....	Kg	-	-	-	-	6.25	-	-	-	-	-	6.25
'SENAFICH'.....	Kg	-	-	-	-	-	-	-	-	-	-	-
BASIL /DRY/.....	Kg	-	3.37	12.50	3.05	-	-	13.73	-	-	-	7.30
SAVORY /DRY/.....	Kg	-	-	-	-	-	-	5.67	-	-	-	5.67
RUE /NOT DRY/.....	Kg	-	13.75	-	-	-	-	-	3.00	-	-	10.17
LIVESTOCK												
SHEEP/CASTRATED/.....	No	240.00	-	275.00	282.62	304.81	335.00	337.50	-	-	-	296.44
LAMB.....	No	136.53	145.91	128.42	117.87	107.50	150.00	143.43	200.00	207.67	148.40	136.70
OTHER SHEEP/10-15Kg/.....	No	197.56	173.33	163.33	159.62	156.54	200.63	180.07	157.50	135.75	173.80	173.64
GOAT/CASTRATED/.....	No	310.00	450.00	-	518.57	328.33	218.33	350.00	-	-	476.67	410.58
GOAT KID.....	No	129.59	132.35	150.45	139.41	130.71	108.31	115.00	133.33	140.00	127.86	130.05
OTHER GOAT/10-15Kg/.....	No	206.23	194.00	239.17	165.00	165.13	148.89	208.00	220.00	-	214.42	193.32
CALF/1-2Years/.....	No	691.67	300.00	476.67	315.00	283.33	270.00	500.00	-	-	-	440.94
HEIFER/2-4Years/.....	No	1068.75	713.33	667.14	602.00	380.00	1450.00	1150.00	1300.00	517.50	-	787.57
COW/4 Years & Above/.....	No	1223.08	1189.00	1060.00	1290.00	811.11	806.67	777.50	-	950.00	860.00	1056.56
BULL/2-4Years/.....	No	1130.00	1357.14	807.50	1192.50	607.50	1766.67	1475.00	1200.00	1270.00	1473.33	1237.14
OX/4 Years & Above/.....	No	1917.31	1827.14	1809.23	1665.38	1971.30	1924.74	2010.00	-	2600.00	2178.33	1913.58
PULLET/LOCAL/.....	No	10.10	7.91	7.87	13.48	8.22	20.33	16.60	9.50	14.08	12.17	11.69
HEN/LOCAL/.....	No	15.50	12.70	12.63	17.21	14.22	23.40	23.86	14.00	22.00	16.45	17.14
COCKEREL/LOCAL/.....	No	14.40	10.12	7.59	13.37	11.83	-	17.55	6.58	13.50	11.55	12.49
COCK/LOCAL/.....	No	21.00	15.54	13.34	18.18	19.38	26.63	26.15	15.75	23.33	19.83	19.84
DRAUGHT ANIMALS												
DONKEY /MALE/.....	No	736.67	533.33	650.00	442.00	230.00	633.33	950.00	-	-	440.00	571.00
HORSE /MALE/.....	No	-	-	1000.00	-	1475.00	-	-	-	-	-	1380.00
MULE /MALE/.....	No	-	-	-	-	-	-	-	-	-	-	-
CAMEL /MALE/.....	No	-	-	2855.00	-	2600.00	-	-	-	-	-	2770.00

Table 2: Average Producers' Prices of Agricultural Products in Rural Areas by Zone, Amhara Region (Cont'd)

February 2008
Yekatit 2000

P R I C E I N B I R R												
K I L L I L A N D Z O N E S												
ITEM	UNIT	A M H A R A										Amhara Average
		North Gondar	South Gondar	North Wello	South Wello	North Shewa	East Gojam	West Gojam	Wag Hemra	Awi	Oromiya	
DAIRY PRODUCTS & EGGS												
MILK/UNPASTEURIZED/.....	Lt	-	-	-	-	-	-	40.00	-	-	-	40.00
BUTTER/UNREFINED/.....	Kg	37.23	23.33	50.91	40.40	40.18	46.00	44.86	36.58	44.33	42.22	41.33
CHEESE/COTTAGE/.....	Kg	-	-	-	-	-	-	-	-	-	-	-
EGGS/LOCAL/.....	DOZEN	5.70	5.59	5.26	5.24	6.42	6.66	6.80	6.40	6.68	5.92	5.98
HIDES AND SKINS												
BOVINE HIDES.....	No	36.67	44.00	45.00	56.50	-	-	55.00	-	-	25.13	42.18
SHEEP SKINS/DRY/.....	No	16.58	24.50	15.75	14.45	22.67	27.00	21.41	-	23.33	11.00	19.68
GOAT SKINS/DRY/.....	No	8.13	9.13	13.08	13.91	11.50	15.00	10.50	12.50	-	14.30	11.86
OTHERS												
BUCKTHORN LEAVES/DRIED/.....	Kg	5.42	3.25	1.78	2.06	1.84	9.21	5.13	8.33	-	-	4.98
'CHAT'.....	Kg	-	-	-	37.72	28.00	14.29	52.50	-	-	6.97	26.21
COFFEE BEANS.....	Kg	22.22	-	27.11	-	23.97	26.92	25.00	-	-	-	24.52
COFFEE WHOLE.....	Kg	-	-	-	-	11.16	-	-	-	-	9.50	10.60
HONEY /NOT REFINED/.....	Kg	13.48	20.00	-	39.00	-	20.00	15.50	25.00	-	37.20	20.48

Table 3a: Average Producers' Prices of Agricultural
Products in Rural Areas by Zone,
Oromiya Region

Table 3a: Average Producers' Prices of Agricultural Products in Rural Areas by Zone, Oromiya Region (Cont'd)

February 2008
Yekatit 2000

		P R I C E I N B I R R									
		K I L L I L A N D Z O N E S									
		O R O M I Y A									
ITEM	UNIT	West Wellega	East Wellega	Illu-babor	Jimma	West Shewa	North Shewa	East Shewa	Arssi	West Harerge	East Harerge
CEREALS UNMILLED											
'TEFF' WHITE.....	Kg	4.76	3.73	4.39	4.70	4.29	4.98	5.47	4.07	4.29	-
'TEFF' MIXED.....	Kg	4.28	3.46	3.99	4.30	4.17	4.42	5.07	3.85	-	-
'TEFF' BLACK.....	Kg	4.39	2.95	3.45	3.72	3.40	4.29	4.83	3.74	3.17	-
WHEAT WHITE.....	Kg	3.66	3.40	2.22	3.23	3.11	3.74	3.80	3.20	-	3.85
WHEAT MIXED.....	Kg	4.17	3.14	-	2.95	-	2.85	-	3.07	-	-
WHEAT BLACK.....	Kg	-	2.98	-	-	-	3.23	-	2.05	-	-
BARLEY WHITE.....	Kg	3.75	3.04	-	3.37	3.23	3.11	2.93	2.94	-	-
BARLEY MIXED.....	Kg	3.16	3.31	2.22	2.96	-	2.63	-	3.22	-	-
BARLEY BLACK.....	Kg	3.20	2.83	-	2.00	2.70	-	-	-	-	-
BARLEY /FOR BEER/.....	Kg	-	-	-	-	-	-	-	4.33	-	-
'SENEF KOLO GEBIS'.....	Kg	-	-	-	-	-	-	-	-	-	-
MAIZE.....	Kg	2.48	2.15	2.00	2.53	2.28	2.50	2.38	2.19	1.99	2.35
DURRAH.....	Kg	2.95	1.89	-	-	2.27	-	1.89	2.02	-	-
AFRICAN MILLET.....	Kg	2.67	2.69	2.74	2.55	2.31	-	-	-	-	-
SORGHUM YELLOW.....	Kg	-	-	2.86	-	-	3.65	-	-	-	2.40
SORGHUM WHITE.....	Kg	1.99	2.23	1.89	2.35	2.88	3.68	-	1.67	2.17	-
SORGHUM RED.....	Kg	2.18	2.09	1.78	3.48	2.62	3.57	-	-	2.30	2.76
SORGHUM MIXED.....	Kg	1.49	2.47	1.66	3.61	2.84	3.23	-	-	1.59	1.50
OATS WITH COVER.....	Kg	-	1.89	-	-	3.58	4.29	-	2.62	-	-
RICE /LOCAL/.....	Kg	-	-	-	-	-	-	-	-	-	-
HULLED BERLEY /'TEMEZH'/..	Kg	-	-	-	-	-	-	-	3.64	-	-
PULSES UNMILLED											
HORSE BEANS.....	Kg	4.03	3.64	4.00	4.16	3.47	3.94	3.97	4.04	-	3.29
CHICK PEAS.....	Kg	-	-	5.02	-	3.59	3.80	4.15	3.05	-	-
PEAS WHITE.....	Kg	-	3.19	-	4.18	-	3.92	5.20	4.07	-	-
PEAS MIXED.....	Kg	4.26	3.98	3.03	4.23	4.00	-	-	3.85	-	-
SOYA BEANS.....	Kg	-	4.00	3.10	-	-	-	-	-	-	-
LENTILS.....	Kg	-	5.15	-	-	6.00	7.32	6.98	4.55	-	4.00

Table 3a: Average Producers' Prices of Agricultural Products in Rural Areas by Zone, Oromiya Region (Cont'd)

February 2008
Yekatit 2000

		P R I C E I N B I R R									
		K I L L I L A N D Z O N E S									
		O R O M I Y A									
ITEM	UNIT	West Wellega	East Wellega	Illu-babor	Jimma	West Shewa	North Shewa	East Shewa	Arssi	West Harerge	East Harerge
HARICOT BEANS.....	Kg	2.19	-	2.86	-	-	-	4.00	3.30	3.67	-
LIMA BEANS.....	Kg	-	2.66	3.00	-	-	-	-	1.93	2.98	1.83
VETCH.....	Kg	3.91	-	-	-	2.39	3.05	3.40	2.30	-	-
FENUGREEK.....	Kg	-	11.11	5.00	-	19.79	-	9.67	-	5.80	7.07
OIL SEEDS											
NIGER SEED.....	Kg	6.66	8.16	7.13	7.00	6.00	8.70	-	6.96	-	-
LINSEED WHITE.....	Kg	-	-	-	6.70	-	-	-	-	-	-
LINSEED BLACK.....	Kg	-	-	-	5.70	6.45	6.53	-	6.90	8.33	7.92
SESAME SEED.....	Kg	11.50	-	11.44	-	-	-	-	-	8.82	4.77
SUNFLOWER.....	Kg	-	-	2.50	-	-	5.33	-	-	-	-
RAPE SEED.....	Kg	-	4.86	3.00	.87	4.60	-	-	5.94	-	4.32
CASTOR BEANS.....	Kg	-	4.00	2.72	-	-	-	-	5.13	-	4.82
GROUND NUTS.....	Kg	5.91	8.33	6.64	-	-	-	-	-	-	8.09
VEGETABLES											
ETHIOPIAN KALE.....	Kg	-	1.28	1.56	2.34	-	-	2.22	1.03	.59	-
CABBAGE.....	Kg	-	-	-	6.70	-	-	-	-	-	1.50
LETTUCE.....	Kg	-	-	-	-	-	-	-	-	-	-
SPINACH.....	Kg	-	-	-	6.00	-	-	-	-	-	-
CARROT.....	Kg	2.00	-	-	-	-	-	-	1.07	-	-
TOMATO.....	Kg	2.86	2.38	2.66	2.70	-	2.73	-	-	-	-
ONION.....	Kg	-	3.49	-	-	2.86	-	2.50	-	-	-
GARLIC.....	Kg	-	14.15	-	3.33	9.13	-	-	11.81	-	-
PEPPER GREEN.....	Kg	4.31	5.91	-	7.68	-	-	2.94	-	18.34	-
GREEN PEAS.....	Kg	-	-	-	-	-	-	-	-	-	-
BEEF ROOT.....	Kg	-	1.57	-	1.61	-	-	-	-	1.45	-
CAULIFLOWER.....	Kg	-	-	-	-	-	-	-	-	-	-
PUMPKIN.....	Kg	.66	.55	.76	-	3.62	.44	-	1.00	-	1.18
SUGAR CANE.....	Kg	.98	.66	.77	.32	1.79	.83	-	1.25	.74	1.63

Table 3a: Average Producers' Prices of Agricultural Products in Rural Areas by Zone, Oromiya Region (Cont'd)

February 2008
Yekatit 2000

P R I C E I N B I R R

K I L L I L A N D Z O N E S											
O R O M I Y A											
ITEM	UNIT										
		West Wellega	East Wellega	Illu-babor	Jimma	West Shewa	North Shewa	East Shewa	Arssi	West Harerge	East Harerge
FRUITS											
BANANA.....	Kg	.88	1.46	2.80	1.47	3.47	2.79	-	2.11	2.08	2.88
ORANGE.....	Kg	1.07	1.31	1.15	-	-	-	2.50	-	-	-
LEMON.....	Kg	-	-	-	-	3.28	4.08	-	-	-	5.00
MANDARINE.....	Kg	-	2.17	-	-	-	-	-	-	-	-
PAPAYA.....	Kg	1.20	-	1.58	1.77	-	-	-	-	-	3.93
GRAPES.....	Kg	-	-	-	-	-	-	-	-	-	-
MANGO.....	Kg	-	1.55	1.82	3.50	-	-	-	-	3.45	-
GUAVA.....	Kg	-	-	-	-	-	-	-	-	.20	-
AVOCADO.....	Kg	1.83	-	-	-	-	-	-	-	-	-
CITRON.....	Kg	-	-	-	-	-	-	-	-	-	-
PINE APPLE.....	Kg	-	-	1.77	-	-	-	-	-	-	-
CACTUS /BELES/.....	Kg	-	-	-	-	-	-	-	-	-	-
POTATOES AND OTHER TUBERS											
POTATO.....	Kg	1.91	2.22	-	-	2.10	-	-	2.72	2.80	7.00
SWEET POTATO.....	Kg	.73	1.28	1.44	2.85	-	-	-	-	.88	-
'KOCHO'/UNPROCESSED/.....	Kg	-	-	4.76	.79	1.12	-	-	-	-	-
'BULA'.....	Kg	-	-	-	-	-	-	-	-	-	-
'GODERE'.....	Kg	.82	2.22	1.00	1.06	-	-	-	-	-	-
SPICES											
PEPPER WHOLE.....	Kg	21.57	29.00	24.98	-	28.87	-	-	-	-	19.60
GINGER /NOT DRY/.....	Kg	1.56	2.51	.50	-	-	-	-	-	-	-
WHITE CUMIN.....	Kg	-	-	-	-	-	-	-	-	-	-
BLACK CUMIN.....	Kg	-	-	-	-	-	-	-	-	-	-
TUMERIC /UNMILLED/.....	Kg	-	.56	1.79	-	-	-	-	-	-	-
CARDAMON.....	Kg	-	-	-	-	-	-	-	-	-	-
FENUGREEK.....	Kg	-	-	-	-	-	-	-	-	-	-

Table 3a: Average Producers' Prices of Agricultural Products in Rural Areas by Zone, Oromiya Region (Cont'd)

February 2008
Yekatit 2000

PRICE IN BIRR

ITEM	UNIT	K I L L I L A N D Z O N E S									
		O R O M I Y A									
		West Wellega	East Wellega	Illu-babor	Jimma	West Shewa	North Shewa	East Shewa	Arssi	West Harerge	East Harerge
CHILLIES.....	Kg	10.66	-	24.41	-	2.39	-	-	-	-	-
CORIANDER.....	Kg	-	-	-	-	-	-	-	-	-	
'SENAFICH'.....	Kg	-	-	-	-	-	-	-	-	-	
BASIL /DRY/.....	Kg	-	3.57	-	-	-	-	-	-	-	
SAVORY /DRY/.....	Kg	-	-	-	-	-	-	-	-	-	
RUE /NOT DRY/.....	Kg	-	-	9.30	-	-	4.29	-	-	-	
LIVESTOCK											
SHEEP/CASTRATED/.....	No	400.00	395.00	387.50	385.00	332.50	372.50	488.75	592.50	-	380.00
LAMB.....	No	184.09	130.00	164.44	189.54	112.50	140.28	259.55	223.92	273.00	115.00
OTHER SHEEP/10-15Kg/.....	No	222.00	214.29	178.36	174.53	159.75	173.57	187.68	157.02	120.00	161.67
GOAT/CASTRATED/.....	No	350.00	-	314.00	-	302.50	216.67	370.00	520.00	451.25	380.00
GOAT KID.....	No	195.00	165.00	130.00	158.14	120.83	108.46	193.24	205.71	151.67	138.50
OTHER GOAT/10-15Kg/.....	No	147.50	185.00	172.50	134.83	145.00	153.17	145.67	132.12	133.00	161.00
CALF/1-2Years/.....	No	737.50	420.00	450.00	513.33	380.00	405.00	598.89	564.50	-	639.00
HEIFER/2-4Years/.....	No	712.22	1075.00	665.00	632.86	661.00	474.44	810.33	981.18	1135.71	1168.75
COW/4 Years & Above/.....	No	1081.11	1625.00	774.29	733.33	1100.63	901.67	1186.79	1089.00	1155.56	1255.00
BULL/2-4Years/.....	No	1003.00	1225.00	1136.43	1193.33	933.33	838.57	1459.29	903.33	2080.91	1725.00
OX/4 Years & Above/.....	No	2042.50	1564.12	1596.05	1630.95	1477.55	2035.42	2490.59	1903.70	3134.29	2761.90
PULLET/LOCAL/.....	No	20.38	21.17	18.57	16.00	18.00	16.33	16.47	16.00	7.00	6.86
HEN/LOCAL/.....	No	27.69	23.61	21.79	17.37	22.71	19.81	24.86	18.65	9.61	8.09
COCKEREL/LOCAL/.....	No	22.86	22.75	20.50	12.75	25.00	17.00	18.18	18.38	10.00	12.67
COCK/LOCAL/.....	No	45.24	34.25	28.62	26.80	30.40	28.18	32.40	26.00	20.56	13.89
DRAUGHT ANIMALS											
DONKEY /MALE/.....	No	927.50	738.75	725.00	1050.00	490.00	710.00	667.50	631.11	712.50	625.00
HORSE /MALE/.....	No	-	-	1110.00	933.33	1340.00	1160.00	-	1332.86	-	-
MULE /MALE/.....	No	-	-	-	1700.00	1600.00	-	-	-	-	-
CAMEL /MALE/.....	No	-	-	-	-	-	-	2200.00	-	-	5000.00

Table 3a: Average Producers' Prices of Agricultural Products in Rural Areas by Zone, Oromiya Region (Cont'd)

February 2008
Yekatit 2000

		P R I C E I N B I R R									
		K I L L I L A N D Z O N E S									
		O R O M I Y A									
ITEM	UNIT	West Wellega	East Wellega	Illu- babor	Jimma	West Shewa	North Shewa	East Shewa	Arssi	West Harerge	East Harerge
DAIRY PRODUCTS & EGGS											
MILK/UNPASTEURIZED/.....	Lt	2.24	-	3.70	1.44	-	3.25	-	3.00	3.14	4.26
BUTTER/UNREFINED/.....	Kg	44.44	40.63	39.24	39.05	46.19	46.40	57.22	45.32	34.44	50.00
CHEESE/COTTAGE/.....	Kg	-	-	-	7.48	-	9.20	-	5.63	-	-
EGGS/LOCAL/.....	DOZEN	11.15	7.95	7.65	7.56	7.07	7.41	7.81	6.78	5.86	5.43
HIDES AND SKINS											
BOVINE HIDES.....	No	-	40.00	-	-	-	69.75	-	51.67	-	-
SHEEP SKINS/DRY/.....	No	-	-	10.00	-	18.75	29.53	16.00	17.88	-	-
GOAT SKINS/DRY/.....	No	-	10.33	6.00	-	10.50	8.42	8.60	13.67	5.00	-
OTHERS											
BUCKTHORN LEAVES/DRIED/...	Kg	12.67	-	-	4.49	2.77	5.26	1.61	2.15	-	-
'CHAT'.....	Kg	8.15	-	22.60	9.47	-	-	-	16.24	18.89	47.47
COFFEE BEANS.....	Kg	16.59	19.26	15.51	17.42	-	-	-	25.33	22.61	21.18
COFFEE WHOLE.....	Kg	11.72	7.64	8.22	10.34	-	-	-	7.45	9.68	-
HONEY /NOT REFINED/.....	Kg	13.91	12.01	14.33	13.67	18.76	24.12	-	31.50	30.00	25.15

February
Yearly

2008
2008

B. B. C. E. I. H. K. J. R. R.

Zones	Sub-Zones	Districts	Average					Average
			Beles	North West	East	South West	West	
Oromiya	Agriculture	Sheep	4.42	4.08	3.63	3.11	3.09	4.03
		Sheep	4.20	4.22	3.63	3.11	3.11	4.18
		Goats	4.28	3.82	3.41	3.00	3.00	3.98
		Goats	3.25	3.18	3.01	2.77	2.77	3.26
		Goats	3.25	3.18	3.01	2.77	2.77	3.26
		Goats	3.25	3.18	3.01	2.77	2.77	3.26
		Goats	3.25	3.18	3.01	2.77	2.77	3.26
		Goats	3.25	3.18	3.01	2.77	2.77	3.26
		Goats	3.25	3.18	3.01	2.77	2.77	3.26
		Goats	3.25	3.18	3.01	2.77	2.77	3.26
		Goats	3.25	3.18	3.01	2.77	2.77	3.26
		Goats	3.25	3.18	3.01	2.77	2.77	3.26
		Goats	3.25	3.18	3.01	2.77	2.77	3.26
		Goats	3.25	3.18	3.01	2.77	2.77	3.26

Table 3b: Average Producers' Prices of Agricultural Products in Rural Areas by Zone, Oromiya Region

CHOROLA

Sheep	4.42	4.08	3.63	3.11	3.09	4.03
Sheep	4.20	4.22	3.63	3.11	3.11	4.18
Goats	4.28	3.82	3.41	3.00	3.00	3.98
Goats	3.25	3.18	3.01	2.77	2.77	3.26
Goats	3.25	3.18	3.01	2.77	2.77	3.26
Goats	3.25	3.18	3.01	2.77	2.77	3.26
Goats	3.25	3.18	3.01	2.77	2.77	3.26
Goats	3.25	3.18	3.01	2.77	2.77	3.26
Goats	3.25	3.18	3.01	2.77	2.77	3.26
Goats	3.25	3.18	3.01	2.77	2.77	3.26
Goats	3.25	3.18	3.01	2.77	2.77	3.26
Goats	3.25	3.18	3.01	2.77	2.77	3.26
Goats	3.25	3.18	3.01	2.77	2.77	3.26
Goats	3.25	3.18	3.01	2.77	2.77	3.26

WEST

Sheep	4.42	4.08	3.63	3.11	3.09	4.03
Sheep	4.20	4.22	3.63	3.11	3.11	4.18
Goats	4.28	3.82	3.41	3.00	3.00	3.98
Goats	3.25	3.18	3.01	2.77	2.77	3.26
Goats	3.25	3.18	3.01	2.77	2.77	3.26
Goats	3.25	3.18	3.01	2.77	2.77	3.26
Goats	3.25	3.18	3.01	2.77	2.77	3.26
Goats	3.25	3.18	3.01	2.77	2.77	3.26
Goats	3.25	3.18	3.01	2.77	2.77	3.26
Goats	3.25	3.18	3.01	2.77	2.77	3.26
Goats	3.25	3.18	3.01	2.77	2.77	3.26
Goats	3.25	3.18	3.01	2.77	2.77	3.26
Goats	3.25	3.18	3.01	2.77	2.77	3.26
Goats	3.25	3.18	3.01	2.77	2.77	3.26

Table 3b: Average Producers' Prices of Agricultural Products in Rural Areas by Zone, Oromiya Region (Cont'd)

February 2008
Yekatit 2000

		P R I C E I N B I R R							
		K I L L I L A N D Z O N E S							
		O R O M I Y A							
ITEM	UNIT	Bale	Borena	North West Shewa	Guji	Kelem Wellega	Horo Guduru Wellega	West Arssi	Oromiya Average

CEREALS UNMILLED

'TEFF' WHITE.....	Kg	5.40	-	4.68	-	-	3.74	5.00	4.63
'TEFF' MIXED.....	Kg	4.20	-	4.22	3.63	5.13	3.31	4.31	4.18
'TEFF' BLACK.....	Kg	4.03	-	3.82	-	4.80	3.22	4.20	3.89
WHEAT WHITE.....	Kg	3.20	-	3.18	3.01	-	3.01	3.46	3.36
WHEAT MIXED.....	Kg	2.78	-	-	3.00	-	3.20	-	3.26
WHEAT BLACK.....	Kg	-	-	3.13	-	-	-	-	2.77
BARLEY WHITE.....	Kg	2.48	-	3.22	2.30	3.78	2.80	3.12	3.03
BARLEY MIXED.....	Kg	2.44	-	2.77	1.25	4.43	3.23	2.40	2.94
BARLEY BLACK.....	Kg	2.45	-	3.10	-	-	-	-	2.76
BARLEY /FOR BEER/.....	Kg	-	-	-	-	-	-	3.50	4.05
'SENEF KOLO GEBIS'.....	Kg	-	-	3.20	2.47	-	-	-	2.76
MAIZE.....	Kg	2.06	1.82	2.34	1.64	2.55	2.03	1.96	2.18
DURRAH.....	Kg	2.17	-	-	-	3.35	-	1.48	2.23
AFRICAN MILLET.....	Kg	-	-	-	-	2.86	2.53	4.33	2.79
SORGHUM YELLOW.....	Kg	-	-	-	-	-	-	-	3.18
SORGHUM WHITE.....	Kg	2.53	-	-	-	1.89	-	-	2.23
SORGHUM RED.....	Kg	2.36	-	2.92	-	2.27	-	-	2.50
SORGHUM MIXED.....	Kg	-	-	-	-	-	-	-	2.32
OATS WITH COVER.....	Kg	2.68	-	-	-	-	-	-	2.91
RICE /LOCAL/.....	Kg	-	-	-	-	-	-	-	-
HULLED BERLEY /'TEMEZH'/.....	Kg	-	-	-	-	-	-	-	3.64

PULSES UNMILLED

HORSE BEANS.....	Kg	3.59	-	3.69	2.94	4.26	3.47	4.37	3.81
CHICK PEAS.....	Kg	4.26	-	3.64	-	3.96	-	-	3.89
PEAS WHITE.....	Kg	4.03	-	-	3.95	-	4.50	4.59	4.11
PEAS MIXED.....	Kg	4.26	-	3.96	3.29	5.42	4.05	3.77	4.12
SOYA BEANS.....	Kg	-	-	-	-	-	-	-	3.33
LENTILS.....	Kg	4.45	-	5.64	-	-	4.70	-	5.51

Table 3b: Average Producers' Prices of Agricultural Products in Rural Areas by Zone, Oromiya Region (Cont'd)

February 2008
Yekatit 2000

		PRICE IN BIRR							
		KILLIL AND ZONES							
ITEM	UNIT	O R O M I Y A						Oromiya Average	
		Bale	Borena	North West Shewa	Guji	Kelem Wellega	Horo Guduru Wellega		West Arssi
HARICOT BEANS.....	Kg	2.34	-	-	2.28	1.72	-	3.88	2.86
LIMA BEANS.....	Kg	5.56	-	-	2.40	2.83	-	-	2.92
VETCH.....	Kg	-	-	2.30	-	-	-	-	2.83
FENUGREEK.....	Kg	6.25	-	9.11	-	-	20.00	-	10.30
OIL SEEDS									
NIGER SEED.....	Kg	6.67	-	7.40	-	7.19	8.54	-	7.66
LINSEED WHITE.....	Kg	-	-	-	-	6.24	-	-	6.42
LINSEED BLACK.....	Kg	7.06	-	5.77	-	2.86	5.10	6.76	6.70
SESAME SEED.....	Kg	-	-	-	-	-	-	-	8.52
SUNFLOWER.....	Kg	-	-	-	-	-	-	-	4.63
RAPE SEED.....	Kg	6.43	-	4.04	-	10.32	4.59	7.41	5.46
CASTOR BEANS.....	Kg	-	-	-	-	-	2.22	-	4.08
GROUND NUTS.....	Kg	-	-	-	-	-	-	-	7.38
VEGETABLES									
ETHIOPIAN KALE.....	Kg	1.43	-	-	2.31	1.86	2.44	2.71	1.87
CABBAGE.....	Kg	2.87	-	-	-	-	-	2.91	3.29
LETTUCE.....	Kg	-	-	-	-	-	-	-	-
SPINACH.....	Kg	-	-	-	-	-	-	-	6.00
CARROT.....	Kg	-	-	-	-	-	-	2.44	1.53
TOMATO.....	Kg	-	-	.51	-	2.83	3.28	-	2.59
ONION.....	Kg	1.72	-	-	-	-	3.26	-	3.00
GARLIC.....	Kg	-	-	-	5.85	-	12.25	15.20	11.82
PEPPER GREEN.....	Kg	.70	-	-	7.77	12.52	12.50	8.11	7.79
GREEN PEAS.....	Kg	-	-	-	-	-	-	-	-
BEET ROOT.....	Kg	-	-	-	-	-	-	-	1.55
CAULIFLOWER.....	Kg	-	-	-	-	-	-	-	-
PUMPKIN.....	Kg	-	-	1.40	1.02	.36	-	.80	.98
SUGAR CANE.....	Kg	.95	-	-	-	.93	.53	.99	.89

Table 3b: Average Producers' Prices of Agricultural Products in Rural Areas by Zone, Oromiya Region (Cont'd)

February 2008
Yekatit 2000

P R I C E I N B I R R

K I L L I L A N D Z O N E S									
O R O M I Y A									
ITEM	UNIT							Oromiya Average	
		Bale	Borena	North West Shewa	Guji	Kelem Wellega	Horo Guduru Wellega	West Arssi	
FRUITS									
BANANA.....	Kg	3.77	-	3.87	1.00	1.33	1.38	2.33	2.00
ORANGE.....	Kg	-	-	-	-	-	-	-	1.50
LEMON.....	Kg	3.14	-	-	1.10	-	-	-	3.15
MANDARINE.....	Kg	-	-	3.10	3.50	-	-	-	2.17
PAPAYA.....	Kg	1.48	-	-	-	1.03	-	-	1.64
GRAPES.....	Kg	-	-	-	-	-	-	-	-
MANGO.....	Kg	3.13	-	-	-	-	-	-	2.13
GUAVA.....	Kg	-	-	-	-	-	-	-	.20
AVOCADO.....	Kg	-	-	-	4.50	-	-	2.42	2.46
CITRON.....	Kg	-	-	-	-	-	-	-	-
PINE APPLE.....	Kg	-	-	-	-	-	-	-	1.77
CACTUS /BELES/.....	Kg	-	-	-	-	-	-	-	-
POTATOES AND OTHER TUBERS									
POTATO.....	Kg	1.13	-	1.25	-	1.53	1.96	2.54	2.27
SWEET POTATO.....	Kg	.54	-	-	1.50	1.11	-	1.50	1.23
'KOCHO'/UNPROCESSED/.....	Kg	-	3.91	.63	.66	-	-	1.27	1.27
'BULA'.....	Kg	-	-	-	-	-	-	2.33	2.33
'GODERE'.....	Kg	-	-	-	-	-	-	-	1.20
SPICES									
PEPPER WHOLE.....	Kg	40.39	-	-	-	23.95	26.19	-	25.67
GINGER /NOT DRY/.....	Kg	-	-	-	-	2.50	3.70	-	2.20
WHITE CUMIN.....	Kg	-	-	-	-	-	-	-	-
BLACK CUMIN.....	Kg	9.02	-	-	-	-	-	-	9.02
TUMERIC /UNMILLED/.....	Kg	-	-	-	-	-	-	-	.87
CARDAMON.....	Kg	-	-	-	-	-	-	3.44	3.44
FENUGREEK.....	Kg	-	-	-	-	-	-	-	-

Table 3b: Average Producers' Prices of Agricultural Products in Rural Areas by Zone, Oromiya Region (Cont'd)

February 2008
Yekatit 2000

PRICE IN BIRR

ITEM	UNIT	KILLIL AND ZONES							Oromiya Average
		O R O M I Y A							
		Bale	Borena	North West Shewa	Guji	Kelem Wellega	Horo Guduru Wellega	West Arssi	
CHILLIES.....	Kg	-	-	-	-	25.64	-	-	17.62
CORIANDER.....	Kg	8.08	-	-	-	-	7.50	-	7.79
'SENAFICH'.....	Kg	-	-	-	-	-	-	-	-
BASIL /DRY/.....	Kg	-	-	-	-	-	13.34	-	11.38
SAVORY /DRY/.....	Kg	-	-	-	-	-	-	-	-
RUE /NOT DRY/.....	Kg	-	-	-	3.29	-	4.17	-	4.62
LIVESTOCK									
SHEEP/CASTRATED/.....	No	306.67	390.00	625.00	550.00	587.14	485.00	460.56	463.52
LAMB.....	No	157.23	143.00	210.71	220.00	189.65	170.35	176.97	181.61
OTHER SHEEP/10-15Kg/.....	No	137.03	120.83	239.17	185.20	220.50	243.89	114.47	175.01
GOAT/CASTRATED/.....	No	306.67	285.00	360.00	470.00	746.67	-	360.00	398.13
GOAT KID.....	No	145.11	182.50	190.00	325.00	157.25	136.36	148.50	158.53
OTHER GOAT/10-15Kg/.....	No	108.39	101.50	-	168.00	219.00	175.00	124.86	144.33
CALF/1-2Years/.....	No	434.78	642.14	300.00	493.00	-	503.33	306.07	492.54
HEIFER/2-4Years/.....	No	673.75	1011.67	580.00	829.17	1307.33	762.73	601.15	823.18
COW/4 Years & Above/.....	No	1044.67	1008.33	838.89	1108.75	1393.33	1115.00	859.96	1064.48
BULL/2-4Years/.....	No	822.00	1174.29	1000.00	1094.29	1114.29	958.00	633.85	1139.34
OX/4 Years & Above/.....	No	1971.56	1458.75	1799.33	2601.25	2116.00	1846.50	1729.62	2010.83
PULLET/LOCAL/.....	No	8.49	12.67	-	22.80	20.81	13.11	11.81	14.93
HEN/LOCAL/.....	No	9.94	18.25	21.83	22.86	27.70	19.33	17.72	19.39
COCKEREL/LOCAL/.....	No	11.63	17.17	-	20.60	18.64	17.83	14.40	17.29
COCK/LOCAL/.....	No	16.65	25.13	33.07	32.87	34.89	27.46	21.70	27.36
DRAUGHT ANIMALS									
DONKEY /MALE/.....	No	918.33	-	760.00	-	992.50	600.00	560.00	741.23
HORSE /MALE/.....	No	1667.50	-	1500.00	1116.25	-	1300.00	713.33	1182.36
MULE /MALE/.....	No	4930.00	-	-	1937.50	-	2350.00	2500.00	2672.31
CAMEL /MALE/.....	No	3607.22	2470.00	-	-	-	-	-	3189.12

Table 3b: Average Producers' Prices of Agricultural Products in Rural Areas by Zone, Oromiya Region (Cont'd)

February 2008
Yekatit 2000

		P R I C E I N B I R R							
		K I L L I L A N D Z O N E S							
I T E M	U N I T	O R O M I Y A							Oromiya Average
		Bale	Borena	North West Shewa	Guji	Kelem Wellega	Horo Guduru Wellega	West Arssi	
DAIRY PRODUCTS & EGGS									
MILK/UNPASTEURIZED/.....	Lt	6.03	9.17	-	5.83	-	-	-	4.72
BUTTER/UNREFINED/.....	Kg	56.23	52.21	48.10	40.76	44.68	49.39	55.30	46.77
CHEESE/COTTAGE/.....	Kg	-	-	-	-	-	-	-	7.97
EGGS/LOCAL/.....	DOZEN	4.49	6.67	7.82	6.83	10.99	6.14	6.37	7.22
HIDES AND SKINS									
BOVINE HIDES.....	No	71.67	-	-	19.00	-	-	50.00	57.67
SHEEP SKINS/DRY/.....	No	12.64	3.00	13.50	19.71	11.67	-	19.50	19.32
GOAT SKINS/DRY/.....	No	9.75	8.00	-	17.50	5.00	8.00	8.75	9.55
OTHERS									
BUCKTHORN LEAVES/DRIED/...	Kg	9.94	-	1.77	-	-	5.32	-	4.35
'CHAT'.....	Kg	9.42	14.24	26.72	-	12.67	6.76	28.57	20.30
COFFEE BEANS.....	Kg	21.50	-	-	-	-	17.68	-	19.70
COFFEE WHOLE.....	Kg	8.22	10.60	-	7.69	7.16	-	8.99	9.01
HONEY /NOT REFINED/.....	Kg	16.63	-	20.00	15.13	14.32	15.00	22.09	18.31

Table 4: Average Producers' Prices of Agricultural Products in Rural Areas by Zone, Somale and Benishangul-Gumuz Regions (Cont'd)

February 2008
Yekatit 2000

PRICE IN BIRR

ITEM	UNIT	KILLIL AND ZONES							
		SOMALI			Somali Average	BENISHANGUL-GUMUZ			Benishangul -Gumuz Average
		Shinile	Jig Jiga	Liben		Metekel	Asosa	Kamashi	
CEREALS UNMILLED									
'TEFF' WHITE.....	Kg	-	-	-	-	3.92	5.09	-	4.08
'TEFF' MIXED.....	Kg	-	-	-	-	3.43	4.79	5.43	4.10
'TEFF' BLACK.....	Kg	-	-	-	-	3.40	-	-	3.40
WHEAT WHITE.....	Kg	-	-	-	-	3.21	-	-	3.21
WHEAT MIXED.....	Kg	-	-	-	-	-	-	-	-
WHEAT BLACK.....	Kg	-	-	-	-	-	-	-	-
BARLEY WHITE.....	Kg	-	-	-	-	-	-	-	-
BARLEY MIXED.....	Kg	-	-	-	-	2.84	-	-	2.84
BARLEY BLACK.....	Kg	-	-	-	-	2.00	-	-	2.00
BARLEY /FOR BEER/.....	Kg	-	-	-	-	-	-	-	-
'SENEF KOLO GEBIS'.....	Kg	-	-	-	-	-	-	-	-
MAIZE.....	Kg	-	2.54	-	2.54	1.99	2.49	2.80	2.33
DURRAH.....	Kg	-	-	-	-	1.85	-	-	1.85
AFRICAN MILLET.....	Kg	-	-	-	-	2.21	2.30	-	2.23
SORGHUM YELLOW.....	Kg	-	-	-	-	-	2.50	-	2.50
SORGHUM WHITE.....	Kg	-	-	-	-	2.31	2.31	2.65	2.39
SORGHUM RED.....	Kg	-	2.39	-	2.39	-	2.43	2.36	2.42
SORGHUM MIXED.....	Kg	-	-	-	-	-	2.32	2.27	2.30
OATS WITH COVER.....	Kg	-	-	-	-	1.20	-	-	1.20
RICE /LOCAL/.....	Kg	-	-	-	-	-	-	-	-
HULLED BERLEY /'TEMEZH'/.....	Kg	-	-	-	-	-	-	-	-
PULSES UNMILLED									
HORSE BEANS.....	Kg	-	-	-	-	5.17	-	-	5.17
CHICK PEAS.....	Kg	-	-	-	-	-	-	-	-
PEAS WHITE.....	Kg	-	-	-	-	-	-	-	-
PEAS MIXED.....	Kg	-	-	-	-	4.82	-	-	4.82
SOYA BEANS.....	Kg	-	-	-	-	-	1.85	-	1.85
LENTILS.....	Kg	-	-	-	-	5.40	-	-	5.40
HARICOT BEANS.....	Kg	-	-	-	-	3.40	3.27	4.17	3.56

Table 4: Average Producers' Prices of Agricultural Products in Rural Areas by Zone, Somale and Benishangul-Gumuz Regions (Cont'd)

February 2008
Yekatit 2000

PRICE IN BIRR

ITEM	UNIT	KILLIL AND ZONES							
		SOMALI			Somali Average	BENISHANGUL-GUMUZ			Benishangul -Gumuz Average
		Shinile	Jig Jiga	Liben		Metekel	Asosa	Kamashi	
LIMA BEANS.....	Kg	-	-	-	-	6.67	4.17	6.39	5.90
VETCH.....	Kg	-	-	-	-	-	-	-	-
FENUGREEK.....	Kg	-	-	-	-	-	-	-	-
OIL SEEDS									
NIGER SEED.....	Kg	-	-	-	-	8.53	8.10	-	8.38
LINSEED WHITE.....	Kg	-	-	-	-	-	-	-	-
LINSEED BLACK.....	Kg	-	-	-	-	7.20	-	-	7.20
SESAME SEED.....	Kg	-	-	-	-	-	9.82	11.83	10.32
SUNFLOWER.....	Kg	-	-	-	-	-	-	-	-
RAPE SEED.....	Kg	-	-	-	-	2.90	-	-	2.90
CASTOR BEANS.....	Kg	-	-	-	-	-	-	-	-
GROUND NUTS.....	Kg	-	7.06	-	7.06	7.38	6.61	-	6.87
VEGETABLES									
ETHIOPIAN KALE.....	Kg	-	-	-	-	2.78	2.44	-	2.61
CABBAGE.....	Kg	-	-	-	-	-	-	-	-
LETTUCE.....	Kg	-	-	-	-	-	-	-	-
SPINACH.....	Kg	-	-	-	-	-	-	-	-
CARROT.....	Kg	2.00	-	-	2.00	-	-	-	-
TOMATO.....	Kg	3.00	-	-	3.00	2.32	2.22	-	2.24
ONION.....	Kg	3.00	-	-	3.00	4.72	-	4.46	4.59
GARLIC.....	Kg	-	-	-	-	13.69	-	8.88	11.89
PEPPER GREEN.....	Kg	-	-	-	-	-	-	-	-
GREEN PEAS.....	Kg	-	-	-	-	-	-	-	-
BEET ROOT.....	Kg	-	-	-	-	-	-	-	-
CAULIFLOWER.....	Kg	-	-	-	-	-	-	-	-
PUMPKIN.....	Kg	-	-	-	-	-	.49	-	.49
SUGAR CANE.....	Kg	-	-	-	-	-	1.07	1.12	1.08

Table 4: Average Producers' Prices of Agricultural Products in Rural Areas by Zone, Somale and Benishangul-Gumuz Regions (Cont'd)

February 2008
Yekatit 2000

PRICE IN BIRR

K I L L I L A N D Z O N E S									
ITEM	UNIT	S O M A L I			Somali Average	B E N I S H A N G U L - G U M U Z			Benishangul -Gumuz Average
		Shinile	Jig Jiga	Liben		Metekel	Asosa	Kamashi	
FRUITS									
BANANA.....	Kg	1.35	-	-	1.35	-	2.48	1.00	1.87
ORANGE.....	Kg	2.50	-	-	2.50	-	-	-	-
LEMON.....	Kg	2.65	-	-	2.65	3.76	2.64	-	2.94
MANDARINE.....	Kg	-	-	-	-	-	-	-	-
PAPAYA.....	Kg	-	-	-	-	1.39	2.24	1.05	1.88
GRAPES.....	Kg	-	-	-	-	-	-	-	-
MANGO.....	Kg	2.17	-	-	2.17	-	2.32	.56	1.88
GUAVA.....	Kg	.64	-	-	.64	-	-	-	-
AVOCADO.....	Kg	-	-	-	-	-	-	-	-
CITRON.....	Kg	-	-	-	-	-	-	-	-
PINE APPLE.....	Kg	-	-	-	-	-	-	-	-
CACTUS /BELES/.....	Kg	-	-	-	-	-	-	-	-
POTATOES AND OTHER TUBERS									
POTATO.....	Kg	-	-	-	-	1.77	-	-	1.77
SWEET POTATO.....	Kg	.84	-	-	.84	-	-	1.20	1.20
'KOCHO'/UNPROCESSED/.....	Kg	-	-	-	-	-	-	-	-
'BULA'.....	Kg	-	-	-	-	-	-	-	-
'GODERE'.....	Kg	-	-	-	-	-	-	-	-
SPICES									
PEPPER WHOLE.....	Kg	-	-	-	-	23.16	21.63	-	22.24
GINGER /NOT DRY/.....	Kg	-	-	-	-	1.11	-	-	1.11
WHITE CUMIN.....	Kg	-	-	-	-	-	-	-	-
BLACK CUMIN.....	Kg	-	-	-	-	-	-	-	-
TUMERIC /UNMILLED/.....	Kg	-	-	-	-	-	-	-	-
CARDAMON.....	Kg	-	-	-	-	-	-	-	-
FENUGREEK.....	Kg	-	-	-	-	-	-	-	-
CHILLIES.....	Kg	-	-	-	-	28.77	-	17.78	23.28

Table 4: Average Producers' Prices of Agricultural Products in Rural Areas by Zone, Somale and Benishangul-Gumuz Regions (Cont'd)

February 2008
Yekatit 2000

PRICE IN BIRR									
KILLIL AND ZONES									
ITEM	UNIT	SOMALI			Somali Average	BENISHANGUL-GUMUZ			Benishangul -Gumuz Average
		Shinile	Jig Jiga	Liben		Metekel	Asosa	Kamashi	
CORIANDER.....	Kg	-	-	-	-	-	-	-	-
'SENAFICH'.....	Kg	-	-	-	-	-	-	-	-
BASIL /DRY/.....	Kg	-	-	-	-	-	-	-	-
SAVORY /DRY/.....	Kg	-	-	-	-	-	-	-	-
RUE /NOT DRY/.....	Kg	-	-	-	-	-	-	-	-
LIVESTOCK									
SHEEP/CASTRATED/.....	No	320.00	-	140.00	200.00	540.00	-	-	540.00
LAMB.....	No	142.50	-	85.00	108.00	220.00	-	-	220.00
OTHER SHEEP/10-15Kg/.....	No	208.75	198.33	-	204.29	-	295.00	300.00	296.67
GOAT/CASTRATED/.....	No	300.00	-	250.00	275.00	-	475.00	350.00	433.33
GOAT KID.....	No	135.50	-	111.67	126.56	207.50	231.67	228.00	223.50
OTHER GOAT/10-15Kg/.....	No	200.00	144.00	130.00	161.11	329.17	166.67	310.00	260.33
CALF/1-2Years/.....	No	600.00	-	-	600.00	850.00	-	-	850.00
HEIFER/2-4Years/.....	No	-	-	-	-	1366.67	500.00	-	1242.86
COW/4 Years & Above/.....	No	-	1000.00	1325.00	1216.67	1796.25	1416.67	135.00	1562.92
BULL/2-4Years/.....	No	1100.00	-	1000.00	1066.67	1430.71	1370.00	-	1423.13
OX/4 Years & Above/.....	No	2000.00	3000.00	2000.00	2500.00	2170.00	1970.00	1825.00	2076.88
PULLET/LOCAL/.....	No	-	-	6.50	6.50	20.60	22.10	18.00	21.31
HEN/LOCAL/.....	No	-	-	-	-	23.50	32.00	28.00	29.76
COCKEREL/LOCAL/.....	No	10.00	8.67	12.00	9.60	22.80	26.72	33.40	27.27
COCK/LOCAL/.....	No	14.00	-	9.33	10.50	28.08	42.63	45.17	37.94
DRAUGHT ANIMALS									
DONKEY /MALE/.....	No	-	-	-	-	873.33	928.00	-	907.50
HORSE /MALE/.....	No	-	-	-	-	-	-	-	-
MULE /MALE/.....	No	-	-	-	-	-	-	-	-
CAMEL /MALE/.....	No	-	3000.00	2500.00	2750.00	-	-	-	-

Table 4: Average Producers' Prices of Agricultural Products in Rural Areas by Zone, Somale and Benishangul-Gumuz Regions (Cont'd)

February 2008
Yekatit 2000

P R I C E I N B I R R									
K I L L I L A N D Z O N E S									
ITEM	UNIT	S O M A L I			Somali Average	B E N I S H A N G U L - G U M U Z			Benishangul -Gumuz Average
		Shinile	Jig Jiga	Liben		Metekel	Asosa	Kamashi	
DAIRY PRODUCTS & EGGS									
MILK/UNPASTEURIZED/.....	Lt	3.17	4.36	-	4.15	-	2.90	-	2.90
BUTTER/UNREFINED/.....	Kg	-	56.42	-	56.42	-	49.42	58.82	52.55
CHEESE/COTTAGE/.....	Kg	-	-	-	-	-	-	-	-
EGGS/LOCAL/.....	DOZEN	4.90	7.33	4.50	5.53	7.82	9.20	11.76	9.71
HIDES AND SKINS									
BOVINE HIDES.....	No	-	-	3.00	3.00	45.00	-	-	45.00
SHEEP SKINS/DRY/.....	No	-	-	2.30	2.30	-	-	-	-
GOAT SKINS/DRY/.....	No	-	-	2.50	2.50	9.75	-	-	9.75
OTHERS									
BUCKTHORN LEAVES/DRIED/.....	Kg	-	-	-	-	1.97	-	-	1.97
'CHAT'.....	Kg	19.33	15.93	-	17.63	53.33	6.06	-	26.32
COFFEE BEANS.....	Kg	21.33	-	-	21.33	-	-	-	-
COFFEE WHOLE.....	Kg	-	-	-	-	-	-	-	-
HONEY /NOT REFINED/.....	Kg	-	-	-	-	-	-	-	-

Table 5a: Average Producers' Prices of Agricultural
Products in Rural Areas in ten Zones of
SNP Region

Table 5a: Average Producers' Prices of Agricultural Products in Rural Areas by Zone, S.N.N.P.R Region (Cont'd)

February 2008
Yekatit 2000

P R I C E I N B I R R

		K I L L I L A N D Z O N E S									
		S O U T H E R N N A T I O N S, N A T I O N A L I T I E S A N D P E O P L E S'									
ITEM	UNIT	Gurage	Hadiya	Kembata Tembaro	Sidama	Gedeo	Wolayita	South Omo	Shaka	Kaffa	Gamogofa
CEREALS UNMILLED											
'TEFF' WHITE.....	Kg	4.59	4.20	4.58	-	-	3.90	3.33	-	-	3.84
'TEFF' MIXED.....	Kg	3.68	4.07	4.54	-	-	3.80	3.59	-	3.77	4.20
'TEFF' BLACK.....	Kg	-	-	-	-	-	4.00	-	3.28	3.29	-
WHEAT WHITE.....	Kg	3.54	3.53	3.66	3.35	-	-	-	-	2.78	2.51
WHEAT MIXED.....	Kg	-	-	-	-	-	-	-	-	2.50	2.25
WHEAT BLACK.....	Kg	-	-	-	-	-	-	-	-	1.92	-
BARLEY WHITE.....	Kg	3.28	3.35	-	2.89	2.82	-	-	-	2.17	1.81
BARLEY MIXED.....	Kg	3.66	-	-	-	-	-	-	-	3.12	2.00
BARLEY BLACK.....	Kg	2.79	-	-	-	-	-	-	2.36	2.83	1.86
BARLEY /FOR BEER/.....	Kg	-	-	-	-	-	-	-	-	-	-
'SENEF KOLO GEBIS'.....	Kg	4.00	-	-	-	-	-	-	-	-	-
MAIZE.....	Kg	2.05	2.42	-	1.86	-	2.71	1.77	1.92	1.64	2.02
DURRAH.....	Kg	1.52	-	-	-	-	-	-	-	1.03	-
AFRICAN MILLET.....	Kg	-	2.30	-	-	-	-	2.27	-	2.55	-
SORGHUM YELLOW.....	Kg	2.80	-	-	-	-	-	-	-	-	-
SORGHUM WHITE.....	Kg	1.82	-	-	-	-	-	1.83	-	2.40	-
SORGHUM RED.....	Kg	2.23	2.17	1.92	-	-	-	1.96	-	1.56	-
SORGHUM MIXED.....	Kg	2.61	-	-	-	-	-	1.16	2.40	2.43	-
OATS WITH COVER.....	Kg	-	-	-	-	-	-	-	-	-	-
RICE /LOCAL/.....	Kg	-	-	-	-	-	-	-	-	-	-
HULLED BERLEY /'TEMEZH'/.....	Kg	-	-	-	-	-	-	-	-	-	-
PULSES UNMILLED											
HORSE BEANS.....	Kg	3.92	3.53	3.63	3.57	3.88	-	-	4.46	3.24	4.44
CHICK PEAS.....	Kg	3.85	-	-	-	-	-	-	-	-	-
PEAS WHITE.....	Kg	4.49	-	-	-	-	-	-	4.31	2.79	4.05
PEAS MIXED.....	Kg	-	4.67	5.75	-	3.40	-	-	-	3.59	3.63
SOYA BEANS.....	Kg	-	-	-	-	-	-	-	-	-	-
LENTILS.....	Kg	-	-	-	-	-	-	-	-	-	-
HARICOT BEANS.....	Kg	-	-	-	-	-	-	-	-	3.11	-
LIMA BEANS.....	Kg	-	-	4.12	3.55	-	3.88	-	-	2.59	3.26

Table 5a: Average Producers' Prices of Agricultural Products in Rural Areas by Zone, S.N.N.P.R Region (Cont'd)

February 2008
Yekatit 2000

PRICE IN BIRR

		K I L L I L A N D Z O N E S									
		S O U T H E R N N A T I O N A L I T I E S A N D P E O P L E S'									
ITEM	UNIT	Gurage	Hadiya	Kembata Tembaro	Sidama	Gedeo	Wolayita	South Omo	Shaka	Kaffa	Gamogofa
VETCH.....	Kg	-	-	-	-	-	-	-	-	-	-
FENUGREEK.....	Kg	-	-	-	-	-	-	-	-	-	-
OIL SEEDS											
NIGER SEED.....	Kg	-	-	-	-	-	-	-	-	-	-
LINSEED WHITE.....	Kg	-	-	-	-	-	-	-	-	5.12	-
LINSEED BLACK.....	Kg	-	-	-	-	-	-	-	-	-	-
SESAME SEED.....	Kg	-	-	-	-	-	-	-	-	-	-
SUNFLOWER.....	Kg	-	-	-	-	-	-	1.16	-	-	-
RAPE SEED.....	Kg	-	-	-	-	-	-	-	-	4.75	-
CASTOR BEANS.....	Kg	-	-	-	-	-	-	-	-	-	-
GROUND NUTS.....	Kg	-	-	-	-	-	-	-	-	-	7.36
VEGETABLES											
ETHIOPIAN KALE.....	Kg	4.45	-	1.29	1.19	1.55	2.58	-	.96	.79	1.04
CABBAGE.....	Kg	2.09	-	-	-	-	-	-	.54	-	-
LETTUCE.....	Kg	-	-	-	-	-	-	-	-	-	-
SPINACH.....	Kg	-	-	-	-	-	-	-	-	-	-
CARROT.....	Kg	-	-	-	-	-	-	-	-	-	-
TOMATO.....	Kg	-	-	-	-	-	-	-	3.57	-	-
ONION.....	Kg	2.00	-	-	-	1.64	-	1.34	-	5.00	5.17
GARLIC.....	Kg	-	-	-	-	-	-	-	-	6.00	-
PEPPER GREEN.....	Kg	-	-	-	6.46	7.41	4.93	-	7.66	1.89	1.25
GREEN PEAS.....	Kg	-	-	-	-	-	-	-	-	-	-
BEET ROOT.....	Kg	-	-	1.58	-	-	-	-	-	-	-
CAULIFLOWER.....	Kg	-	-	-	-	-	-	-	-	-	-
PUMPKIN.....	Kg	-	-	-	-	-	-	-	.49	-	.76
SUGAR CANE.....	Kg	-	.52	-	.77	.61	.50	.58	1.57	.45	-

Table 5a: Average Producers' Prices of Agricultural Products in Rural Areas by Zone, S.N.N.P.R Region (Cont'd)

February 2008
Yekatit 2000

		PRICE IN BIRR									
		KILLIL AND ZONES									
		SOUTHERN NATIONS, NATIONALITIES AND PEOPLES'									
ITEM	UNIT	Gurage	Hadiya	Kembata Tembaro	Sidama	Gedeo	Wolayita	South Omo	Shaka	Kaffa	Gamogofa
FRUITS											
BANANA.....	Kg	-	1.08	1.30	2.08	3.15	.80	.76	-	1.12	1.96
ORANGE.....	Kg	-	-	-	-	-	-	-	-	-	3.03
LEMON.....	Kg	4.76	-	-	-	-	-	-	-	-	-
MANDARINE.....	Kg	-	-	-	-	-	-	-	-	-	-
PAPAYA.....	Kg	1.78	.85	-	-	-	-	.89	1.28	-	.86
GRAPES.....	Kg	-	-	-	-	-	-	-	-	-	-
MANGO.....	Kg	-	2.01	2.16	-	-	-	2.12	-	-	1.27
GUAVA.....	Kg	-	-	-	-	-	-	-	-	-	-
AVOCADO.....	Kg	-	2.18	1.66	2.11	-	1.24	-	-	-	-
CITRON.....	Kg	-	-	-	-	-	-	-	-	-	-
PINE APPLE.....	Kg	-	-	-	-	-	-	-	-	-	-
CACTUS /BELES/.....	Kg	-	-	-	-	-	-	-	-	-	-
POTATOES AND OTHER TUBERS											
POTATO.....	Kg	1.84	-	-	2.20	-	-	-	2.33	-	2.09
SWEET POTATO.....	Kg	-	-	-	.85	1.25	-	.57	-	.68	.53
'KOCHO'/UNPROCESSED/.....	Kg	1.47	-	.79	.95	.47	.69	1.77	.82	1.21	1.41
'BULA'.....	Kg	-	-	-	2.11	-	-	-	.73	-	1.97
'GODERE'.....	Kg	-	-	.77	1.67	-	1.34	.65	.83	.91	-
SPICES											
PEPPER WHOLE.....	Kg	36.81	29.61	-	25.00	-	-	-	-	.92	-
GINGER /NOT DRY/.....	Kg	-	1.11	.43	-	-	.40	-	-	-	-
WHITE CUMIN.....	Kg	-	-	-	-	-	-	-	-	10.31	-
BLACK CUMIN.....	Kg	-	-	-	-	-	-	-	-	-	-
TUMERIC /UNMILLED/.....	Kg	-	-	-	-	5.00	-	2.42	4.17	1.24	-
CARDAMON.....	Kg	-	-	-	-	-	-	-	-	-	-
FENUGREEK.....	Kg	-	-	-	-	-	-	-	-	6.46	-
CHILLIES.....	Kg	-	-	-	8.33	-	-	-	-	-	-
CORIANDER.....	Kg	-	-	-	-	-	-	-	-	-	-

Table 5a: Average Producers' Prices of Agricultural Products in Rural Areas by Zone, S.N.N.P.R Region (Cont'd)

February 2008
Yekatit 2000

PRICE IN BIRR

		K I L L I L A N D Z O N E S									
		S O U T H E R N N A T I O N S , N A T I O N A L I T I E S A N D P E O P L E S'									
ITEM	UNIT	Gurage	Hadiya	Kembata Tembaro	Sidama	Gedeo	Wolayita	South Omo	Shaka	Kaffa	Gamogofa
'SENAFICH'.....	Kg	-	-	-	-	-	-	-	-	-	-
BASIL /DRY/.....	Kg	-	-	-	-	-	-	-	-	-	-
SAVORY /DRY/.....	Kg	-	-	-	-	-	-	-	-	-	-
RUE /NOT DRY/.....	Kg	-	-	-	2.64	-	-	-	-	-	-
LIVESTOCK											
SHEEP/CASTRATED/.....	No	383.33	435.00	-	315.00	326.00	377.50	-	475.00	572.00	193.33
LAMB.....	No	145.56	153.57	180.00	155.00	228.00	206.25	78.80	255.00	194.07	99.55
OTHER SHEEP/10-15Kg/.....	No	200.00	128.89	185.00	120.00	170.00	140.00	-	195.00	132.00	136.44
GOAT/CASTRATED/.....	No	-	463.33	-	315.00	-	312.50	176.60	-	384.00	315.00
GOAT KID.....	No	83.33	181.67	200.00	155.00	-	102.50	104.14	-	143.00	143.33
OTHER GOAT/10-15Kg/.....	No	169.00	117.75	215.00	125.75	-	246.67	-	-	110.00	-
CALF/1-2Years/.....	No	500.00	216.25	300.00	473.89	-	228.00	530.00	-	362.50	442.50
HEIFER/2-4Years/.....	No	634.00	477.50	572.50	858.33	-	495.00	-	-	500.00	685.00
COW/4 Years & Above/.....	No	967.00	1004.17	330.00	1245.40	756.67	913.75	-	1385.00	1260.00	1013.33
BULL/2-4Years/.....	No	930.00	524.00	525.00	1410.89	1102.50	560.00	635.00	970.00	960.91	761.43
OX/4 Years & Above/.....	No	1883.33	1529.44	1957.14	1779.00	2135.00	1105.71	1600.00	1310.00	1295.67	1377.50
PULLET/LOCAL/.....	No	16.57	12.63	14.50	14.92	-	11.00	11.25	25.00	9.14	13.41
HEN/LOCAL/.....	No	20.33	17.24	18.14	16.96	22.00	16.95	12.00	33.25	15.97	16.27
COCKEREL/LOCAL/.....	No	-	11.95	13.75	20.63	19.00	13.06	9.20	22.00	11.20	17.40
COCK/LOCAL/.....	No	25.23	23.29	26.83	30.23	31.00	25.75	18.29	41.00	24.36	20.69
DRAUGHT ANIMALS											
DONKEY /MALE/.....	No	-	-	666.67	600.00	-	760.00	-	-	-	-
HORSE /MALE/.....	No	-	-	-	881.33	680.00	-	-	-	1340.00	-
MULE /MALE/.....	No	-	-	-	-	-	-	-	-	2233.33	-
CAMEL /MALE/.....	No	-	-	-	-	-	-	-	-	-	-

Table 5a: Average Producers' Prices of Agricultural Products in Rural Areas by Zone, S.N.N.P.R Region (Cont'd)

February 2008
Yekatit 2000

P R I C E I N B I R R

ITEM	UNIT	K I L L I L A N D Z O N E S									
		S O U T H E R N N A T I O N S, N A T I O N A L I T I E S A N D P E O P L E S'									
		Gurage	Hadiya	Kembata Tembaro	Sidama	Gedeo	Wolayita	South Omo	Shaka	Kaffa	Gamogofa
DAIRY PRODUCTS & EGGS											
MILK/UNPASTEURIZED/.....	Lt	4.50	-	-	-	-	-	-	2.52	-	-
BUTTER/UNREFINED/.....	Kg	58.09	53.92	48.93	50.30	-	45.00	50.44	-	40.07	46.50
CHEESE/COTTAGE/.....	Kg	11.38	12.40	6.53	-	-	5.53	-	-	7.36	11.55
EGGS/LOCAL/.....	DOZEN	8.80	7.61	8.15	7.18	8.28	6.77	4.57	10.20	6.40	6.41
HIDES AND SKINS											
BOVINE HIDES.....	No	-	-	-	23.75	-	-	10.00	-	-	-
SHEEP SKINS/DRY/.....	No	-	-	-	30.00	-	20.00	-	-	-	21.00
GOAT SKINS/DRY/.....	No	-	-	-	25.00	-	-	4.00	-	-	-
OTHERS											
BUCKTHORN LEAVES/DRIED/.....	Kg	1.96	-	-	-	-	-	-	-	6.30	.90
'CHAT'.....	Kg	4.76	-	-	11.28	-	10.00	-	-	2.36	-
COFFEE BEANS.....	Kg	-	-	-	17.50	16.94	-	-	16.17	-	20.69
COFFEE WHOLE.....	Kg	6.36	6.94	11.76	7.78	9.07	9.75	8.14	10.00	7.31	-
HONEY /NOT REFINED/.....	Kg	-	12.50	-	-	-	-	14.53	-	13.00	-

February 2008
Table 5b

PERCENTAGE

ITEM	Unit	SOUTHERN AFRICAN NATURAL FIBRE BOARD										Special Weredas	Average	
		Borch Mop	Yen Spec. Weredas	Amuro Spec. Weredas	Woll Spec. Weredas	Kooni Spec. Weredas	Dirache Special Weredas	Eloro Zone	Konta Special Weredas	Yille Zone	Atache Special Weredas			
CEREALS UNMILLED														
WHEAT WHITE	kg		3.23	3.42	4.10	3.66	3.67					4.03	4.22	4.20
WHEAT MIXED	kg	3.19	3.68		3.25	3.37	3.50					3.79	4.03	3.78
WHEAT BLACK	kg	3.39	3.65									3.76	3.57	3.55
WHEAT WHITE	kg	2.91	2.86	3.05	1.62		3.79					3.47	3.99	3.58
WHEAT MIXED	kg			2.58								3.51	3.28	3.50
WHEAT BLACK	kg		3.43											3.90
BARLEY WHITE	kg		3.43				2.31							1.92
BARLEY MIXED	kg	2.90	2.95	2.58	3.23							2.05		2.29
BARLEY BLACK	kg	2.97	3.37				2.39					2.78		2.80
BARLEY HIGH BERK	kg											2.68		2.71
BARLEY LOW BERK	kg													2.71
MILK	kg	2.26	2.32		1.95	2.10	1.86					2.37		2.40
AFRICAN MILK	kg	1.78												1.80
SOYBEAN YELLOW	kg													2.05
SOYBEAN WHITE	kg	1.89				2.08								2.08
SOYBEAN RED	kg	2.80	3.52			3.58	3.83					3.78		3.86
SOYBEAN MIXED	kg				3.03	3.42								3.49
WHEAT WITH COVER	kg		3.25											3.07
RICE LOCAL	kg													3.07
MAIZE WHITE / UNMILLED	kg													3.07
PULSES UNMILLED														
SOYBEAN	kg	2.43	4.32	3.25								3.53		3.47
CHICK PEAS	kg				3.99									3.76
PEAS WHITE	kg	2.40	5.43									3.22		3.76
PEAS MIXED	kg	2.65	4.48	4.55								3.15		3.69
SOYBEAN	kg													3.69
LENTILS	kg													3.69
MAIZE WHITE	kg	1.88										3.58		3.71

Table 5b: Average Producers' Prices of Agricultural Products in Rural Areas of Special Weredas/Zones of SNNP Region

Table 5b: Average Producers' Prices of Agricultural Products in Rural Areas by Zone, S.N.N.P.R Region (Cont'd)

February 2008
Yekatit 2000

P R I C E I N B I R R

		K I L L I L A N D Z O N E S											
		S O U T H E R N N A T I O N S , N A T I O N A L I T I E S A N D P E O P L E S'											
ITEM	UNIT	Bench Maji Wereda	Yem Spec. Wereda	Amaro Spec. Wereda	Burji Spec. Wereda	Konso Spec. Wereda	Dirashe Special Wereda	Dawro Zone	Basketo Special Wereda	Konta Special Wereda	Silte Zone	Alaba Special Wereda	SNNPR Average

CEREALS UNMILLED

'TEFF' WHITE.....	Kg	-	3.73	3.42	4.10	3.66	3.67	3.87	3.68	4.03	4.53	4.22	4.00
'TEFF' MIXED.....	Kg	3.19	3.68	-	3.75	3.37	3.58	3.46	3.59	3.79	4.61	-	3.79
'TEFF' BLACK.....	Kg	3.39	3.65	-	-	-	-	3.45	3.14	3.76	4.07	-	3.45
WHEAT WHITE.....	Kg	2.91	2.80	3.98	3.42	-	3.79	-	3.43	3.47	3.57	3.99	3.39
WHEAT MIXED.....	Kg	-	-	2.50	-	-	-	-	-	3.51	3.20	-	2.90
WHEAT BLACK.....	Kg	-	-	-	-	-	-	-	-	-	-	-	1.92
BARLEY WHITE.....	Kg	-	3.41	-	-	-	2.31	2.75	3.04	-	2.95	-	2.79
BARLEY MIXED.....	Kg	2.90	2.95	2.50	3.23	-	-	-	3.27	-	2.86	-	2.80
BARLEY BLACK.....	Kg	2.97	3.37	-	-	-	2.59	-	-	-	2.69	-	2.71
BARLEY /FOR BEER/.....	Kg	-	-	-	-	-	-	-	-	-	-	-	-
'SENEF KOLO GEBIS'.....	Kg	-	-	-	-	-	-	-	-	-	-	-	4.00
MAIZE.....	Kg	2.36	2.32	-	2.55	2.10	1.84	2.14	2.17	2.37	2.32	2.42	2.06
DURRAH.....	Kg	1.79	-	-	-	-	-	-	-	-	-	-	1.35
AFRICAN MILLET.....	Kg	-	-	-	-	-	-	-	-	-	-	-	2.34
SORGHUM YELLOW.....	Kg	-	-	-	-	-	-	-	-	-	-	-	2.80
SORGHUM WHITE.....	Kg	1.59	-	-	-	2.08	-	2.15	-	-	-	-	1.94
SORGHUM RED.....	Kg	2.00	1.67	-	-	1.56	1.63	1.69	2.13	1.78	1.96	-	1.89
SORGHUM MIXED.....	Kg	-	-	-	3.03	1.67	-	-	-	-	-	-	2.07
OATS WITH COVER.....	Kg	-	3.25	-	-	-	-	-	-	-	-	-	3.25
RICE /LOCAL/.....	Kg	-	-	-	-	-	-	-	-	-	-	-	-
HULLED BERLEY /'TEMEZH'/.....	Kg	-	-	-	-	-	3.87	-	-	-	-	-	3.87

PULSES UNMILLED

HORSE BEANS.....	Kg	2.63	4.38	4.00	-	-	-	3.67	4.16	3.53	-	-	3.67
CHICK PEAS.....	Kg	-	-	-	2.99	-	-	-	-	-	2.87	-	3.16
PEAS WHITE.....	Kg	3.20	5.01	-	-	-	-	3.32	4.70	3.53	-	-	3.76
PEAS MIXED.....	Kg	2.65	4.48	4.08	-	-	-	3.15	-	3.54	-	-	3.69
SOYA BEANS.....	Kg	-	-	-	-	-	-	-	-	-	-	-	-
LENTILS.....	Kg	-	-	-	-	-	-	7.00	-	-	-	-	7.00
HARICOT BEANS.....	Kg	1.68	-	-	-	-	-	-	5.77	-	-	3.50	3.21

Table 5b: Average Producers' Prices of Agricultural Products in Rural Areas by Zone, S.N.N.P.R Region (Cont'd)

February 2008
Yekatit 2000

PRICE IN BIRR

K I L L I L A N D Z O N E S													
ITEM	UNIT	S O U T H E R N N A T I O N S , N A T I O N A L I T I E S A N D P E O P L E S '										SNNPR Average	
		Bench Maji Wereda	Yem Spec. Wereda	Amaro Spec. Wereda	Burji Spec. Wereda	Konso Spec. Wereda	Dirashe Special Wereda	Dawro Zone	Basketo Special Wereda	Konta Special Wereda	Silte Zone		Alaba Special Wereda
LIMA BEANS.....	Kg	2.04	-	-	2.81	2.36	5.89	2.94	4.22	-	-	-	3.44
VETCH.....	Kg	-	-	-	-	-	-	-	-	-	2.50	-	2.50
FENUGREEK.....	Kg	-	25.00	-	-	-	-	-	-	-	-	-	25.00
OIL SEEDS													
NIGER SEED.....	Kg	-	-	-	-	-	-	-	-	-	-	-	-
LINSEED WHITE.....	Kg	-	-	-	-	-	-	-	-	-	-	-	5.12
LINSEED BLACK.....	Kg	-	7.69	-	-	-	-	9.48	-	-	-	-	8.88
SESAME SEED.....	Kg	-	-	-	-	-	-	-	-	-	-	-	-
SUNFLOWER.....	Kg	-	-	-	-	-	-	-	-	-	-	-	1.16
RAPE SEED.....	Kg	-	-	-	-	-	-	-	-	-	-	-	4.75
CASTOR BEANS.....	Kg	.98	-	-	-	-	-	-	-	-	-	-	.98
GROUND NUTS.....	Kg	-	-	-	-	-	6.41	-	-	-	-	-	6.98
VEGETABLES													
ETHIOPIAN KALE.....	Kg	.95	1.62	-	-	-	2.45	1.81	.95	.95	-	-	1.34
CABBAGE.....	Kg	.80	-	-	-	-	-	-	1.15	-	-	-	.94
LETTUCE.....	Kg	-	-	-	-	-	-	-	-	-	-	-	-
SPINACH.....	Kg	-	-	-	-	-	-	-	-	-	-	-	-
CARROT.....	Kg	-	-	-	-	-	-	-	-	-	-	-	-
TOMATO.....	Kg	1.45	4.43	-	2.84	-	-	-	1.82	-	3.44	-	3.26
ONION.....	Kg	5.00	-	-	3.91	-	2.91	2.67	1.59	7.13	-	-	3.71
GARLIC.....	Kg	-	-	-	12.62	-	-	12.00	11.85	7.61	-	-	9.78
PEPPER GREEN.....	Kg	5.00	-	-	-	-	-	2.50	-	5.00	-	-	4.36
GREEN PEAS.....	Kg	-	-	-	-	-	-	-	-	-	-	-	-
BET ROOT.....	Kg	-	1.57	-	2.67	-	-	-	-	-	-	-	1.88
CAULIFLOWER.....	Kg	-	-	-	-	-	-	-	-	-	-	-	-
PUMPKIN.....	Kg	.87	-	.66	-	-	.65	1.90	-	.55	-	-	.76
SUGAR CANE.....	Kg	.76	.92	-	.57	.43	1.58	.51	.19	.27	1.02	-	.62

Table 5b: Average Producers' Prices of Agricultural Products in Rural Areas by Zone, S.N.N.P.R Region (Cont'd)

February 2008
Yekatit 2000

P R I C E I N B I R R

K I L L I L A N D Z O N E S													
S O U T H E R N N A T I O N S , N A T I O N A L I T I E S A N D P E O P L E S'													
ITEM	UNIT	Bench Maji Wereda	Yem Spec. Wereda	Amaro Spec. Wereda	Burji Spec. Wereda	Konso Spec. Wereda	Dirashe Special Wereda	Dawro Zone	Basketo Special Wereda	Konta Special Wereda	Silte Zone	Alaba Special Wereda	SNNPR Average
FRUITS													
BANANA.....	Kg	1.01	5.55	3.05	1.82	1.14	1.34	1.22	.73	.80	3.21	-	1.45
ORANGE.....	Kg	-	-	-	-	-	-	-	-	-	-	-	3.03
LEMON.....	Kg	-	-	-	-	-	-	-	.45	-	-	-	2.60
MANDARINE.....	Kg	-	-	-	-	-	-	-	-	-	-	-	-
PAPAYA.....	Kg	.87	-	-	-	-	.57	1.20	-	-	2.14	-	1.15
GRAPES.....	Kg	-	-	-	-	-	-	-	-	-	-	-	-
MANGO.....	Kg	-	-	-	-	-	-	-	-	-	-	-	1.83
GUAVA.....	Kg	-	-	-	-	-	-	-	-	-	-	-	-
AVOCADO.....	Kg	1.45	-	-	-	-	-	2.50	1.47	-	-	-	1.91
CITRON.....	Kg	-	-	-	-	-	-	-	-	-	-	-	-
PINE APPLE.....	Kg	-	-	-	-	-	-	-	-	-	-	-	-
CACTUS /BELES/.....	Kg	-	-	-	-	-	-	-	-	-	-	-	-
POTATOES AND OTHER TUBERS													
POTATO.....	Kg	-	-	-	-	-	-	-	-	1.66	-	-	1.94
SWEET POTATO.....	Kg	1.31	.85	.42	-	-	-	1.79	.39	-	-	-	.89
'KOCHO'/UNPROCESSED/.....	Kg	1.58	.29	.45	1.08	-	1.07	.48	.41	-	-	-	.94
'BULA'.....	Kg	-	-	-	3.02	-	-	-	-	-	-	-	1.92
'GODERE'.....	Kg	.71	-	-	-	-	.80	.43	.40	-	-	-	.80
SPICES													
PEPPER WHOLE.....	Kg	16.03	-	-	-	-	-	-	-	-	30.33	29.00	30.14
GINGER /NOT DRY/.....	Kg	-	-	-	-	-	-	-	1.35	-	-	-	.82
WHITE CUMIN.....	Kg	-	-	-	-	-	-	-	-	-	-	-	-
BLACK CUMIN.....	Kg	-	-	-	-	-	-	-	-	-	-	-	10.31
TUMERIC /UNMILLED/.....	Kg	-	-	-	-	-	-	-	-	-	-	-	-
CARDAMON.....	Kg	3.40	-	-	-	-	-	-	2.93	2.77	-	-	3.03
FENUGREEK.....	Kg	23.08	-	-	-	-	-	-	-	-	-	-	23.08
CHILLIES.....	Kg	18.12	-	-	-	-	-	2.50	-	-	-	-	11.16

Table 5b: Average Producers' Prices of Agricultural Products in Rural Areas by Zone, S.N.N.P.R Region (Cont'd)

February 2008
Yekatit 2000

PRICE IN BIRR

ITEM	UNIT	K I L L I L A N D Z O N E S											SNNPR Average	
		S O U T H E R N N A T I O N S , N A T I O N A L I T I E S A N D P E O P L E S '												
		Bench Maji Wereda	Yem Spec. Wereda	Amaro Spec. Wereda	Burji Spec. Wereda	Konso Spec. Wereda	Dirashe Special Wereda	Dawro Zone	Basketo Special Wereda	Konta Special Wereda	Silte Zone	Alaba Special Wereda		
CORIANDER.....	Kg	-	-	-	-	-	-	1.50	-	-	-	-	-	1.50
'SENAFICH'.....	Kg	-	-	-	-	-	-	-	-	-	-	-	-	-
BASIL /DRY/.....	Kg	-	-	-	-	-	-	-	-	-	-	-	-	-
SAVORY /DRY/.....	Kg	-	-	-	-	-	-	-	-	-	-	-	-	-
RUE /NOT DRY/.....	Kg	2.61	-	-	-	-	-	2.00	-	-	-	-	-	2.50
LIVESTOCK														
SHEEP/CASTRATED/.....	No	485.00	-	285.00	-	290.00	-	470.00	-	500.00	385.00	410.00	-	388.56
LAMB.....	No	134.29	130.00	130.00	-	-	-	165.78	155.00	183.33	140.92	-	-	157.54
OTHER SHEEP/10-15Kg/.....	No	211.43	-	95.00	-	-	-	214.20	75.00	70.33	126.25	-	-	153.68
GOAT/CASTRATED/.....	No	-	-	-	200.00	347.50	-	406.67	-	230.00	325.00	-	-	317.59
GOAT KID.....	No	260.00	125.00	103.33	100.00	-	-	164.40	-	85.00	136.25	150.00	-	134.75
OTHER GOAT/10-15Kg/.....	No	147.50	-	131.00	-	-	-	158.75	-	-	145.00	190.00	-	151.42
CALF/1-2Years/.....	No	321.43	-	-	-	-	-	417.50	316.67	398.33	343.33	-	-	368.15
HEIFER/2-4Years/.....	No	417.50	1050.00	916.67	-	1050.00	-	592.50	-	1040.00	537.50	580.00	-	661.81
COW/4 Years & Above/.....	No	1120.00	1023.33	1120.00	-	1136.67	-	1148.00	850.00	1220.00	-	920.00	-	1069.91
BULL/2-4Years/.....	No	695.25	-	816.25	-	865.00	-	873.75	-	1080.00	775.00	960.00	-	912.82
OX/4 Years & Above/.....	No	1515.00	1440.00	1490.00	1000.00	1875.00	-	1645.00	1313.33	1465.00	1966.67	1516.67	-	1539.51
PULLET/LOCAL/.....	No	11.33	-	8.50	11.00	11.50	-	9.92	6.00	11.33	15.67	-	-	12.93
HEN/LOCAL/.....	No	17.83	-	16.50	14.67	15.00	10.50	11.89	9.00	15.17	14.82	14.13	-	16.72
COCKEREL/LOCAL/.....	No	19.72	-	13.50	-	-	-	14.00	14.00	9.00	14.77	-	-	14.61
COCK/LOCAL/.....	No	28.36	-	23.50	19.67	18.80	20.50	20.67	-	20.75	22.27	19.40	-	24.12
DRAUGHT ANIMALS														
DONKEY /MALE/.....	No	-	-	-	-	-	-	-	-	-	-	-	550.00	651.67
HORSE /MALE/.....	No	-	-	1200.00	-	-	-	-	-	-	-	-	-	1122.40
MULE /MALE/.....	No	-	-	-	-	-	-	-	-	-	-	-	-	2233.33
CAMEL /MALE/.....	No	-	-	-	-	-	-	-	-	-	-	-	-	-

Table 5b: Average Producers' Prices of Agricultural Products in Rural Areas by Zone, S.N.N.P.R Region (Cont'd)

February 2008
Yekatit 2000

PRICE IN BIRR

ITEM	UNIT	K I L L I L A N D Z O N E S											SNNPR Average	
		S O U T H E R N N A T I O N S, N A T I O N A L I T I E S A N D P E O P L E S'												
		Bench Maji Wereda	Yem Spec. Wereda	Amaro Spec. Wereda	Burji Spec. Wereda	Konso Spec. Wereda	Dirashe Special Wereda	Dawro Zone	Basketo Special Wereda	Konta Special Wereda	Silte Zone	Alaba Special Wereda		
DAIRY PRODUCTS & EGGS														
MILK/UNPASTEURIZED/.....	Lt	1.48	-	-	-	-	-	-	-	-	-	-	-	3.07
BUTTER/UNREFINED/.....	Kg	34.08	-	36.80	-	-	38.44	51.14	53.44	49.36	37.05	52.17	46.77	
CHEESE/COTTAGE/.....	Kg	9.64	-	-	-	-	-	11.55	-	11.33	20.21	14.42	10.43	
EGGS/LOCAL/.....	DOZEN	6.66	6.45	4.98	7.97	4.00	6.40	6.83	5.60	6.00	6.87	7.07	6.84	
HIDES AND SKINS														
BOVINE HIDES.....	No	-	-	-	-	-	-	58.00	-	-	-	-	-	22.88
SHEEP SKINS/DRY/.....	No	-	18.00	-	-	-	-	21.50	-	-	23.00	13.33	20.31	
GOAT SKINS/DRY/.....	No	-	-	-	-	-	-	-	-	-	-	6.20	6.91	
OTHERS														
BUCKTHORN LEAVES/DRIED/.....	Kg	-	-	-	-	-	-	2.50	2.11	-	-	-	-	3.38
'CHAT'.....	Kg	3.33	-	4.96	-	-	-	-	-	21.74	16.10	-	-	7.75
COFFEE BEANS.....	Kg	14.43	-	-	25.00	-	-	22.67	-	-	-	-	-	17.83
COFFEE WHOLE.....	Kg	6.81	-	7.59	-	-	5.54	7.50	5.86	9.92	-	-	-	7.81
HONEY /NOT REFINED/.....	Kg	-	14.67	-	20.00	-	-	16.67	-	-	-	-	17.86	15.45

Crop	GAMBELLA					Harari	Addis Ababa	Dire Dawa	Return Average
	Zone 1	Zone 2	Zone 3	Zone 4	Comb. Average				
CEREALS: UNMILLED									
WHEAT									
TEFF WHITE									4.54
TEFF RED									4.72
TEFF BLACK									3.96
WHEAT WHITE									2.50
WHEAT RED									3.27
BARLEY WHITE									3.05
BARLEY RED									3.15
MAIZE									3.09
RYE									2.87
WHEAT MIXED									4.75
BARLEY MIXED									3.23
MAIZE MIXED									3.28
RYE MIXED									2.51
WHEAT MIXED									2.87
BARLEY MIXED									3.39
MAIZE MIXED									2.62
RYE MIXED									2.91
WHEAT MIXED									2.62
BARLEY MIXED									2.62
MAIZE MIXED									2.43
RYE MIXED									3.62
WHEAT MIXED									3.77
PULSES: UNMILLED									
BEANS									
CHICK PEAS									3.77
PEAS WHITE									3.94
PEAS RED									3.78
SOYA BEANS									2.93
CHICK PEAS									2.96
PEAS BEANS									3.18

Table 6: Average Producers' Prices of Agricultural Products in Rural Areas by Zone, Gambela, Harari, Addis Ababa and Dire Dawa Regions

Table 6: Average Producers' Prices of Agricultural
Products in Rural Areas by Zone,
Gambela, Harsh, Abdis Ababa and
Dire Dawa Regions

Table 6: Average Producers' Prices of Agricultural Products in Rural Areas by Zone, Gambella, Harari and Dire Dawa Regions (Cont'd)

February 2008
Yekatit 2000

PRICE IN BIRR

ITEM	UNIT	KILLIL AND ZONES							
		GAMBELLA				Gambella Average	Harari	Dire Dawa	National Average
		Zone 1	Zone 2	Zone 3	Zone 4				
CEREALS UNMILLED									
'TEFF' WHITE.....	Kg	-	-	-	-	-	-	-	4.54
'TEFF' MIXED.....	Kg	-	-	-	-	-	-	-	4.22
'TEFF' BLACK.....	Kg	-	-	-	-	-	-	-	3.96
WHEAT WHITE.....	Kg	-	-	-	-	-	-	-	3.50
WHEAT MIXED.....	Kg	45'00	-	-	-	45'00	-	-	3.27
WHEAT BLACK.....	Kg	-	-	-	-	-	-	-	3.24
BARLEY WHITE.....	Kg	-	-	9'22	-	9'22	-	-	3.33
BARLEY MIXED.....	Kg	-	-	-	-	-	-	-	3.05
BARLEY BLACK.....	Kg	10'00	-	-	-	10'00	-	-	2.82
BARLEY /FOR BEER/.....	Kg	10'00	-	-	-	10'00	-	-	4.05
'SENEF KOLO GEBIS'.....	Kg	-	-	-	-	-	-	-	3.23
MAIZE.....	Kg	2.37	-	2.01	-	2.15	-	-	2.28
DURRAH.....	Kg	-	-	-	-	-	-	-	2.51
AFRICAN MILLET.....	Kg	-	-	4.26	-	4.26	-	-	2.87
SORGHUM YELLOW.....	Kg	-	-	-	-	-	-	-	3.37
SORGHUM WHITE.....	Kg	-	-	2.20	-	2.20	-	-	2.62
SORGHUM RED.....	Kg	-	-	-	-	-	2.41	-	2.51
SORGHUM MIXED.....	Kg	-	-	-	-	-	-	-	2.66
OATS WITH COVER.....	Kg	-	-	-	-	-	-	-	2.63
RICE /LOCAL/.....	Kg	-	-	-	-	-	-	-	3.62
HULLED BERLEY /'TEMEZH'/.....	Kg	-	-	-	-	-	-	-	3.77
PULSES UNMILLED									
HORSE BEANS.....	Kg	-	-	-	-	-	-	-	3.77
CHICK PEAS.....	Kg	-	-	-	-	-	-	-	3.84
PEAS WHITE.....	Kg	-	-	-	-	-	-	-	3.78
PEAS MIXED.....	Kg	-	-	-	-	-	-	-	3.93
SOYA BEANS.....	Kg	-	-	-	-	-	-	-	3.50
LENTILS.....	Kg	-	-	-	-	-	-	-	5.56
HARICOT BEANS.....	Kg	-	-	-	-	-	-	-	3.18

Table 6: Average Producers' Prices of Agricultural Products in Rural Areas by Zone, Gambella, Harari and Dire Dawa Regions (Cont'd)

February 2008
Yekatit 2000

		P R I C E I N B I R R							
		K I L L I L A N D Z O N E S							
ITEM	UNIT	GAMBELLA				Gambella Average	Harari	Dire Dawa	National Average
		Zone 1	Zone 2	Zone 3	Zone 4				
LIMA BEANS.....	Kg	-	-	3.53	-	3.53	-	-	3.31
VETCH.....	Kg	-	-	-	-	-	-	-	2.73
FENUGREEK.....	Kg	-	-	-	-	-	-	-	8.63
OIL SEEDS									
NIGER SEED.....	Kg	-	-	-	-	-	-	-	7.95
LINSEED WHITE.....	Kg	-	-	-	-	-	-	-	6.47
LINSEED BLACK.....	Kg	10.00	-	-	-	10.00	-	-	6.53
SESAME SEED.....	Kg	10.00	-	-	-	10.00	-	-	10.31
SUNFLOWER.....	Kg	-	-	-	-	-	-	-	4.80
RAPE SEED.....	Kg	-	-	6.55	-	6.55	-	-	5.23
CASTOR BEANS.....	Kg	-	-	-	-	-	-	-	3.61
GROUND NUTS.....	Kg	12.00	-	-	-	12.00	-	-	7.64
VEGETABLES									
ETHIOPIAN KALE.....	Kg	2.31	-	-	-	2.31	-	-	1.59
CABBAGE.....	Kg	-	-	-	-	-	-	-	2.23
LETTUCE.....	Kg	-	-	-	-	-	-	-	1.87
SPINACH.....	Kg	-	-	-	-	-	-	-	2.65
CARROT.....	Kg	-	-	-	-	-	-	-	3.03
TOMATO.....	Kg	2.01	-	4.22	-	3.39	-	3.00	2.54
ONION.....	Kg	-	-	6.25	-	6.25	-	-	3.54
GARLIC.....	Kg	-	-	4.17	-	4.17	-	-	9.95
PEPPER GREEN.....	Kg	-	-	1.95	-	1.95	-	-	6.32
GREEN PEAS.....	Kg	-	-	-	-	-	-	-	-
BEET ROOT.....	Kg	-	-	-	-	-	-	-	1.98
CAULIFLOWER.....	Kg	-	-	-	-	-	-	-	-
PUMPKIN.....	Kg	-	-	-	-	-	-	-	.88
SUGAR CANE.....	Kg	-	-	.31	-	.31	-	-	.83

Table 6: Average Producers' Prices of Agricultural Products in Rural Areas by Zone, Gambella, Harari and Dire Dawa Regions (Cont'd)

February 2008
Yekatit 2000

		P R I C E I N B I R R							
		K I L L I L A N D Z O N E S							
ITEM	UNIT	GAMBELLA				Gambella Average	Harari	Dire Dawa	National Average
		Zone 1	Zone 2	Zone 3	Zone 4				
FRUITS									
BANANA.....	Kg	-	-	.61	-	.61	-	-	2.01
ORANGE.....	Kg	-	-	.59	-	.59	-	-	2.18
LEMON.....	Kg	1.33	-	-	-	1.33	-	-	2.68
MANDARINE.....	Kg	-	-	-	-	-	-	-	2.17
PAPAYA.....	Kg	-	-	1.21	-	1.21	.73	-	1.76
GRAPES.....	Kg	-	1.00	-	-	-	-	-	-
MANGO.....	Kg	.97	-	1.38	-	1.21	-	-	1.88
GUAVA.....	Kg	-	-	-	-	-	-	-	2.94
AVOCADO.....	Kg	-	-	.98	-	.98	-	-	1.94
CITRON.....	Kg	-	-	-	-	-	-	-	3.11
PINE APPLE.....	Kg	-	-	2.27	-	2.27	-	-	2.02
CACTUS /BELES/.....	Kg	-	-	-	-	-	-	-	-
POTATOES AND OTHER TUBERS									
POTATO.....	Kg	-	-	-	-	-	-	-	2.26
SWEET POTATO.....	Kg	.89	-	.66	-	.76	-	-	1.03
'KOCHO'/UNPROCESSED/.....	Kg	-	-	-	-	-	-	-	1.02
'BULA'.....	Kg	-	-	-	-	-	-	-	1.99
'GODERE'.....	Kg	-	-	1.01	-	1.01	-	-	.93
SPICES									
PEPPER WHOLE.....	Kg	-	-	-	-	-	-	-	27.78
GINGER /NOT DRY/.....	Kg	-	-	2.18	-	2.18	-	-	1.42
WHITE CUMIN.....	Kg	-	-	-	-	-	-	-	2.89
BLACK CUMIN.....	Kg	-	-	-	-	-	-	-	9.34
TUMERIC /UNMILLED/.....	Kg	-	-	1.23	-	1.23	-	-	.99
CARDAMON.....	Kg	-	-	-	-	-	-	-	3.08
FENUGREEK.....	Kg	-	-	-	-	-	-	-	23.08
CHILLIES.....	Kg	-	-	16.86	-	16.86	-	-	21.05

Table 6: Average Producers' Prices of Agricultural Products in Rural Areas by Zone, Gambella, Harari and Dire Dawa Regions (Cont'd)

February 2008
Yekatit 2000

P R I C E I N B I R R									
K I L L I L A N D Z O N E S									
ITEM	UNIT	GAMBELLA				Gambella Average	Harari	Dire Dawa	National Average
		Zone 1	Zone 2	Zone 3	Zone 4				
CORIANDER.....	Kg	-	-	-	-	-	-	-	6.81
'SENAFICH'.....	Kg	-	-	-	-	-	-	-	2.81
BASIL /DRY/.....	Kg	-	-	-	-	-	-	-	8.66
SAVORY /DRY/.....	Kg	-	-	-	-	-	-	-	5.67
RUE /NOT DRY/.....	Kg	-	-	-	-	-	-	-	5.00
LIVESTOCK									
SHEEP/CASTRATED/.....	No	-	220.00	683.33	-	567.50	-	-	397.24
LAMB.....	No	375.00	165.00	432.50	149.67	247.64	225.00	-	165.16
OTHER SHEEP/10-15Kg/.....	No	-	210.80	500.00	105.00	207.67	270.00	135.00	177.62
GOAT/CASTRATED/.....	No	276.00	-	-	300.00	280.00	-	-	380.19
GOAT KID.....	No	190.00	140.00	-	109.33	145.27	-	-	152.36
OTHER GOAT/10-15Kg/.....	No	232.50	-	-	-	232.50	-	-	172.87
CALF/1-2Years/.....	No	-	-	-	-	-	-	-	457.17
HEIFER/2-4Years/.....	No	-	-	940.00	1600.00	1270.00	-	-	831.82
COW/4 Years & Above/.....	No	1304.75	1150.00	1875.50	887.50	1321.67	-	-	1106.97
BULL/2-4Years/.....	No	1407.50	1800.00	-	-	1486.00	3150.00	1300.00	1158.56
OX/4 Years & Above/.....	No	1967.50	1625.00	2135.00	-	1923.75	-	-	1913.84
PULLET/LOCAL/.....	No	14.73	8.67	24.00	7.22	12.48	-	-	14.17
HEN/LOCAL/.....	No	22.25	14.40	31.50	10.39	18.23	-	-	18.87
COCKEREL/LOCAL/.....	No	17.17	16.00	32.00	-	18.30	-	-	16.28
COCK/LOCAL/.....	No	32.00	19.50	42.75	17.67	28.88	-	12.67	25.41
DRAUGHT ANIMALS									
DONKEY /MALE/.....	No	-	-	-	-	-	-	-	696.34
HORSE /MALE/.....	No	-	-	-	-	-	-	-	1209.40
MULE /MALE/.....	No	-	-	-	-	-	-	-	2621.67
CAMEL /MALE/.....	No	-	-	-	-	-	-	-	2961.00

Table 6: Average Producers' Prices of Agricultural Products in Rural Areas by Zone, Gambella, Harari and Dire Dawa Regions (Cont'd)

February 2008
Yekatit 2000

		P R I C E I N B I R R							
		K I L L I L A N D Z O N E S							
ITEM	UNIT	GAMBELLA				Gambella Average	Harari	Dire Dawa	National Average
		Zone 1	Zone 2	Zone 3	Zone 4				
DAIRY PRODUCTS & EGGS									
MILK/UNPASTEURIZED/.....	Lt	3.40	2.03	-	2.00	2.48	4.38	2.79	4.54
BUTTER/UNREFINED/.....	Kg	-	-	51.14	-	51.14	-	-	46.13
CHEESE/COTTAGE/.....	Kg	-	-	5.94	-	5.94	-	-	9.77
EGGS/LOCAL/.....	DOZEN	9.82	7.00	12.00	4.00	9.11	6.50	6.00	6.84
HIDES AND SKINS									
BOVINE HIDES.....	No	-	-	-	-	-	-	-	43.24
SHEEP SKINS/DRY/.....	No	-	-	-	-	-	-	-	18.80
GOAT SKINS/DRY/.....	No	-	-	-	-	-	-	-	10.20
OTHERS									
BUCKTHORN LEAVES/DRIED/.....	Kg	-	-	-	-	-	-	-	5.59
'CHAT'.....	Kg	-	-	-	-	-	39.91	16.68	18.90
COFFEE BEANS.....	Kg	-	-	17.67	-	17.67	-	19.86	20.11
COFFEE WHOLE.....	Kg	-	-	9.40	-	9.40	-	-	8.68
HONEY /NOT REFINED/.....	Kg	-	-	11.50	-	11.50	-	-	20.06