



**ETHIOPIAN GOVERNMENT**

MINISTRY OF FINANCE

---

**ANNUAL EXTERNAL  
TRADE STATISTICS  
1973**

ISSUED

BY

**CUSTOMS HEAD OFFICE  
ADDIS ABABA**

392.07/04/73  
ETH



ETHIOPIAN GOVERNMENT  
MINISTRY OF FINANCE

ANNUAL EXTERNAL  
TRADE STATISTICS  
1973

ISSUED  
BY  
CUSTOMS HEAD OFFICE  
ADDIS ABABA

የኢትዮጵያ ገቢዎች ቢሮ  
C. S. O. Library

CONTENTS

EXPLANATORY NOTES.....	I-II
Charts.....	III
1. SUMMARY TABLES	
1.1. Total value of exports and re-exports, imports and visible balance of trade.....	1
1.2. Quarterly exports, re-exports, imports & visible balance of trade.....	2
1.3. Export & import by commodity group section.....	3
1.4. Export by country of destination.....	4
1.5. Import by country of origin.....	5
1.6. Export of selected commodities.....	7
1.7. Import of selected commodities.....	8
1.8. Monthly coffee export 1968, 1969, 1970, 1971, 1972.....	11
1.9. Import by end use 1970, 1971, 1972.....	12
2. EXPORT - COMMODITY BY COUNTRY	
Food and live animals (code 0) .....	15
Beverage and tobacco (code 1) .....	25
Crude material inedible except fuel (code 2) .....	26
Mineral fuels and lubricants (code 3) .....	34
Animal oils & fats (code 4) .....	34
Chemical elements & compounds (code 5) .....	34
Manufactured goods (code 6) .....	35
Machinery & transport equipment (code 7) .....	41
Miscellaneous manufactured articles (code 8) .....	41
Commodity not classified according to kind (code 9) .....	45
3. RE-EXPORT - COMMODITY BY COUNTRY.....	
.....	47
4. IMPORT - COMMODITY BY COUNTRY	
Food and live animals (code 0) .....	60
Beverage and tobacco (code 1) .....	74
Crude material inedible except fuel (code 2) .....	75
Mineral fuels and lubricants (code 3) .....	79
Animal oils and fats (code 4) .....	81
Chemical elements and compounds (code 5) .....	82
Manufactured goods (code 6) .....	98
Machinery and transport equipment (code 7) .....	147
Miscellaneous manufactured articles (code 8) .....	181
Commodity not classified according to kind (code 9) .....	224

5. TRADE RELATIONS WITH SOME NEIGHBOURING COUNTRIES, 1972

Fr. Terr. of Affairs & Issas .....	227
Kenya .....	229
Somalia .....	230
Sudan .....	231
Uganda .....	232
Saudi Arabia .....	233
South Yemen .....	234

6. TRADE RELATIONS WITH SELECTED COUNTRIES

Belgium .....	236
France .....	237
W.Germany .....	239
Italy .....	242
Netherlands .....	245
U.K. ....	247
U.S.S.R. ....	249
U.S.A. ....	250
China (M) .....	253
India .....	254
Iran .....	256
Israel .....	256
Japan .....	258

7. ALPHABETICAL INDEX OF IMPORTED COMMODITIES

## EXPLANATORY NOTES

The External Trade Statistics of Ethiopia are compiled on the basis of the general trade system. Goods which are intended for domestic consumption or for re-export are included under import. Export includes domestic merchandise and articles of import which are exported after being transformed, improved or repaired. Re-exports consists of foreign merchandise which leaves the Empire in substantially the same state as when it enters.

Coverage. Statistics in this publications cover the following transactions:

- (1) All Government and non Government transactions;
- (2) Goods financed by grants and loans;
- (3) Postal trade; and
- (4) Bunkers and ship's stores;

The following transactions are excluded:

- (1) Temporary imports;
- (2) Gold;
- (3) Personal effects of passengers;
- (4) Goods imported by diplomatic and consular missions to the extent that the details are shown in the declarations, and
- (5) Customs fines.

The statistics included in this publications refer to all customs ports, stations, airports and post offices of the Empire.

Classification. The Ethiopian Commodity Trade Classification (E.C.T.C.) has been adopted beginning January 1962 for compiling commodity trade statistics. This classification is based on the Standard International Trade Classification (Revised) recommended by the Statistical Commission of the United Nations. It consists of ten broad economic categories styled as sections which are subdivided into 777 economic groups most sought in international comparisons of trade statistics; the groups are further divided into 2,000 items (shown with 6' digit code numbers) frequently occurring in Ethiopian trade.

Country Classification. Imports are classified according to the country of origin, i.e. the place or country in which the goods were produced or manufactured, and exports according to the country of final destination to the extent identifiable from records, especially in the case of the trade through the ports of Djibouti and Aden.

The code numbers and the nomenclature follow mainly the classification recommended by the United Nations Statistical Commission.

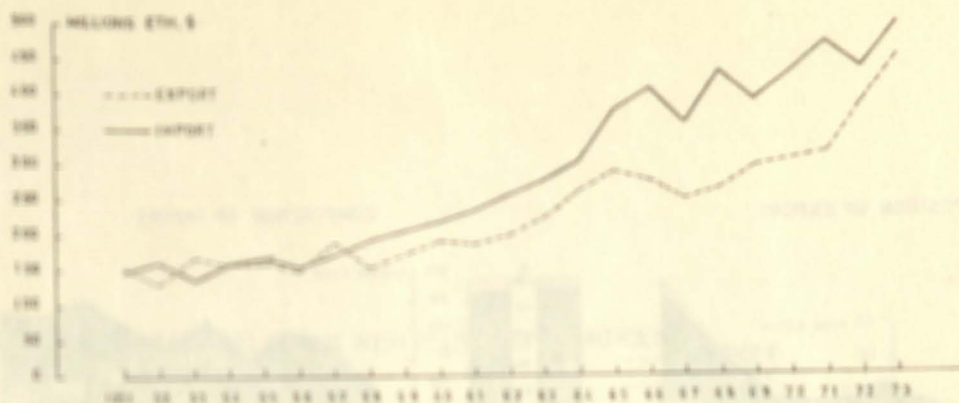
Valuation. Exports are valued F.O.B. and imports C.I.F. at the Customs border, stations with the following exceptions:

- (1) Freight. Goods are valued F.O.B. at the Ethiopian Customs station of clearance on the Franco-Ethiopian Railway, and hence exclude freight insurance and other charges from the loading station up to the border of Ethiopia.

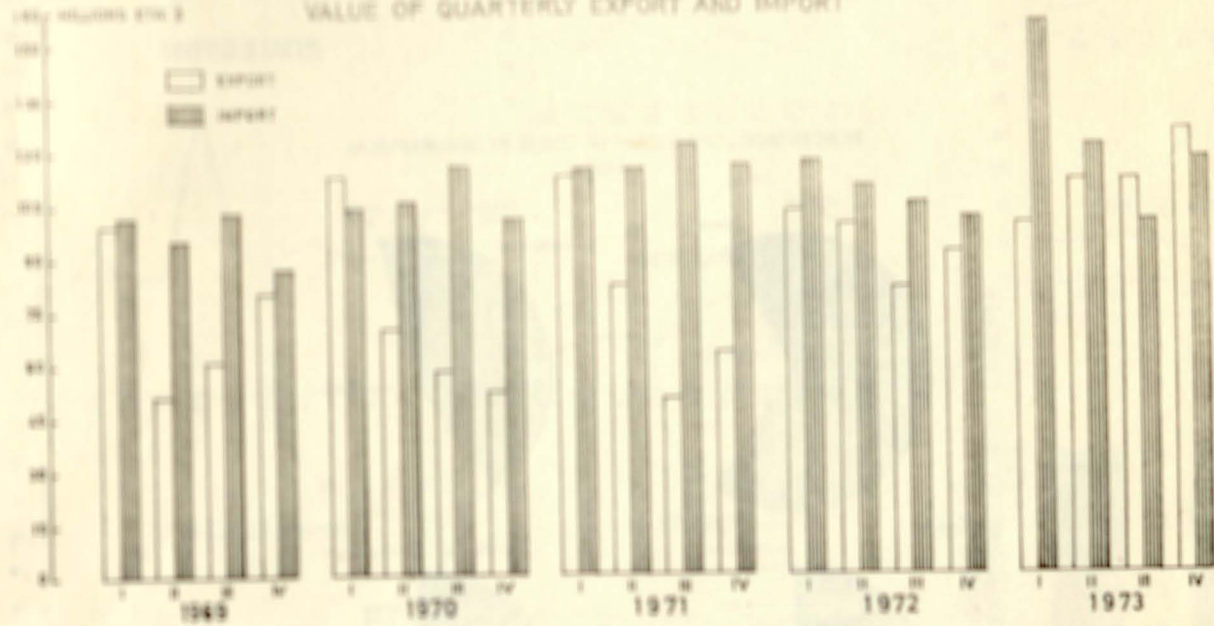
(2) Imports. C.I.F. Djibouti values are accepted if so shown in the declaration. Value figures thus do not include transit charges, insurance and freight charges for railway carriage between Djibouti port and the border of Ethiopia.

Quantity. Generally, quantity figures are shown in net weight expressed in Kilogrammes. In some cases quantity figures are also shown in numbers, pairs and litres etc. as the case may be.


### VALUE OF EXPORT AND IMPORT



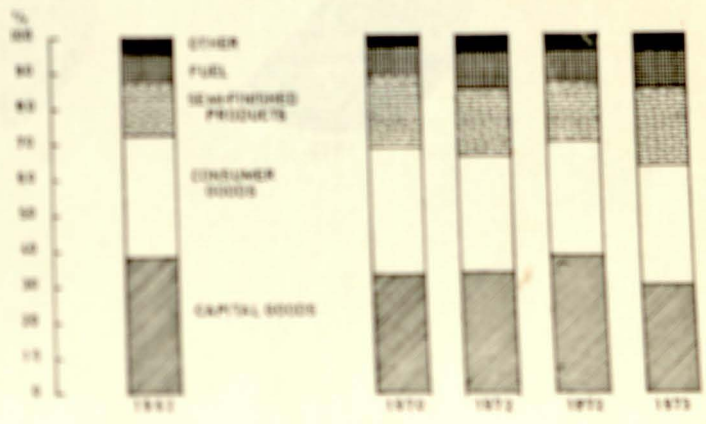
### VALUE OF QUARTERLY EXPORT AND IMPORT



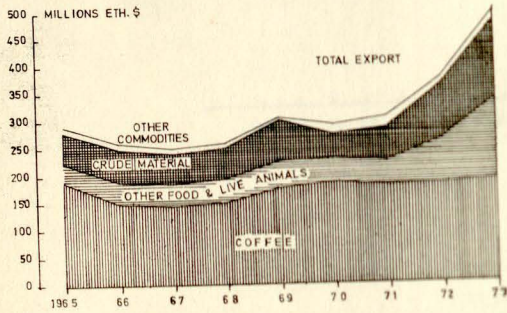
### ANALYSIS OF IMPORT IN 1971-1973



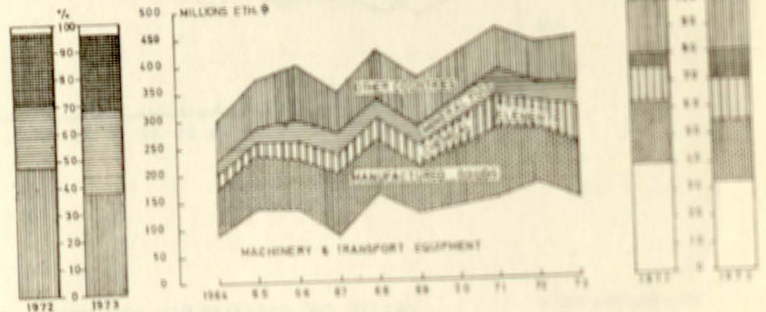
### IMPORT BY END USE



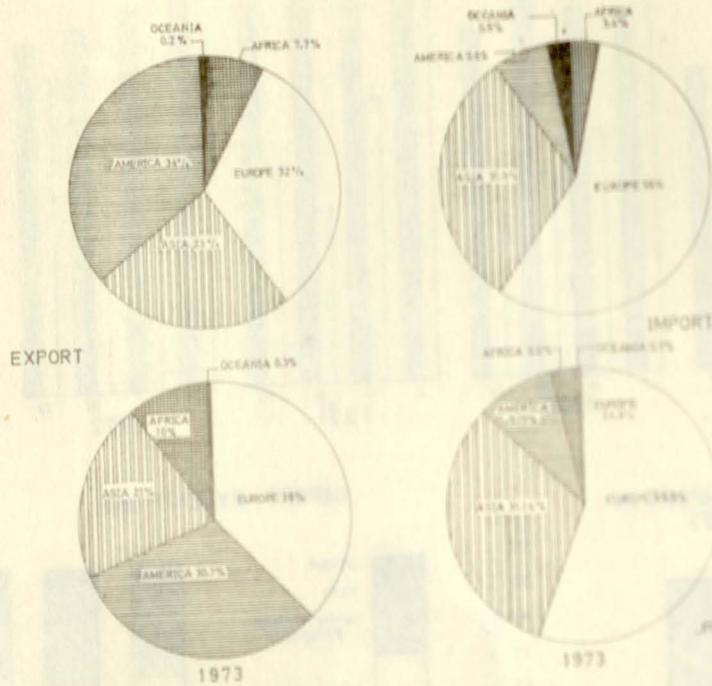
COMPOSITION OF EXPORT



COMPOSITION OF IMPORT


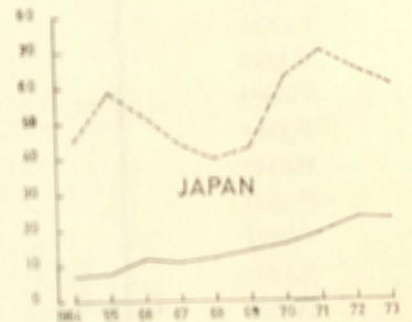
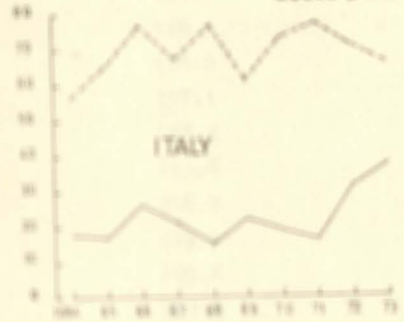



PERCENTAGE DISTRIBUTION OF TRADE BY GEOGRAPHICAL AREA




ETHIOPIANS TRADE RELATIONS WITH SELECTED COUNTRIES

— EXPORT  
- - - IMPORT



THE SHARE OF SELECTED COUNTRIES IN EXTERNAL TRADE OF ETHIOPIA 1973





1.1 TOTAL VALUE OF EXPORTS AND RE-EXPORTS, IMPORTS, AND VISIBLE BALANCE OF TRADE (in million Eth. \$)

GUSSERIAN YEAR	EXPORTS AND RE-EXPORTS	IMPORTS	VISIBLE BALANCE OF TRADE	ETHIOPIAN YEAR
1946	76.2	94.9	-18.7	1938/9
1947	90.7	121.2	-22.5	1939/40
1948	96.6	124.0	-27.4	1940/1
1949	94.0	119.1	-25.1	1941/2
1950	91.3	105.5	-14.2	1942/3
1951	151.9	147.4	-4.5	1943/4
1952	131.4	161.9	-30.5	1944/5
1953	169.4	137.9	+31.5	1945/6
1954	160.3	160.1	+0.2	1946/7
1955	162.2	168.0	-5.8	1947/8
1956	151.4	157.1	-5.7	1948/9
1957	190.0	178.4	+11.6	1949/50
1958	156.8	193.6	-36.8	1950/1
1959	179.2	208.9	-29.7	1951/2
1960	192.6	219.3	-26.7	1952/3
1961	188.7	235.6	-46.9	1953/4
1962	199.5	257.3	-57.8	1954/5
1963	223.4	276.1	-52.7	1955/6
1964	262.5	307.6	-45.1	1956/7
1965	289.8	375.7	-85.9	1957/8
1966	277.0	404.3	-127.3	1958/9
1967	252.7	357.4	-104.7	1959/60
1968	266.0	432.5	-166.5	1960/1
1969	298.1	388.3	-90.1	1961/2
1970	305.9	429.1	-123.2	1962/3
1971	314.4	469.6	-155.2	1963/4
1972	384.1	435.6	-51.5	1964/5
1973	502.4	448.2	+54.2	1965/6

1.2 QUARTERLY, EXPORT, RE-EXPORTS, IMPORTS, AND VISIBLE BALANCE OF TRADE

YEAR QUARTER	EXPORT (1)	RE-EXPORTS (2)	IMPORTS (3)	BALANCE (1+2) - (3)
				-104,669
1967 Total	249,976	2,724	357,369	+ 13,920
I	100,010	825	86,915	- 29,095
II	64,464	682	94,241	- 36,361
III	46,419	707	83,487	- 53,133
IV	39,083	510	92,726	-166,490
1968 Total	258,047	7,985	432,522	+ 11,537
I	109,024	1,892	99,379	- 49,578
II	56,208	3,055	97,059	- 49,578
III	45,821	1,660	97,059	- 73,034
IV	46,994	1,378	121,406	- 90,177
1969 Total	292,606	5,519	388,302	- 1,563
I	99,476	799	101,838	- 42,828
II	51,088	1,571	95,487	- 39,278
III	61,765	2,799	103,842	- 6,508
IV	80,277	350	87,135	-123,193
1970 Total	294,622	11,265	429,080	+ 12,447
I	113,420	3,192	104,165	- 33,667
II	70,002	3,301	106,970	- 54,896
III	58,902	2,504	116,302	- 47,077
IV	52,298	2,268	101,043	-155,127
1971 Total	309,955	4,473	469,555	- 567
I	113,033	1,643	115,243	- 31,088
II	82,577	1,615	115,280	- 70,633
III	50,928	901	122,462	- 52,839
IV	63,417	314	116,570	- 51,530
1972 Total	376,955	7,117	435,602	- 12,031
I	103,997	1,381	117,409	- 7,675
II	99,903	3,108	110,686	- 23,125
III	81,224	1,255	105,604	- 8,699
IV	91,831	1,373	101,903	+ 54,251
1973 Total	494,865	7,599	448,213	+ 58,390
I	156,377	1,647	99,634	+ 11,487
II	121,759	1,557	111,829	- 11,040
III	99,249	1,566	111,855	- 4,586
IV	117,480	2,829	124,895	

## 1.) EXPORT AND IMPORT BY COMMODITY GROUP SECTIONS

(in 000 Eth.\$)

COMMODITY GROUP	1969	1970	1971	1972	1973
	<u>EXPORT</u>				
TOTAL	292,606	294,622	309,955	376,955	494,865
Food & live animals	221,294	223,083	229,824	259,418	336,569
Beverages & tobacco	2	8	4	25	15
Crude materials in- visible except fuels	63,729	61,569	68,512	106,245	141,719
Animals & vegetable oils & fats	2,131	1,483	1,412	1,170	2,894
Mineral fuel	3,241	3,525	4,884	2,627	3,377
Chemical elements & compounds	76	1,614	1,765	2,940	2,550
Manufactured goods	1,427	2,385	2,640	2,844	6,182
Machinery & transport equipment	57	3	2	29	17
Miscellaneous manu- factured articles	219	538	458	489	783
Commodities not classi- fied according to kind	430	414	454	1,168	759
	<u>IMPORT</u>				
TOTAL	388,302	429,080	469,555	435,603	448,213
Food & live animals	19,688	31,451	28,546	19,708	20,575
Beverages & tobacco	5,492	5,441	5,881	8,461	6,876
Crude materials in- visible except fuels	16,539	12,429	16,038	13,601	17,901
Mineral fuel & lubri- cants	28,195	33,577	44,298	36,117	42,066
Animals & vegetable oils & fats	2,541	2,537	2,241	2,885	3,574
Chemical elements & compounds	43,507	49,880	55,732	50,901	71,144
Manufactured goods	86,445	109,167	113,948	96,346	102,398
Machinery & transport equipment	133,648	146,887	164,229	173,433	146,119
Miscellaneous manu- factured articles	43,559	36,583	35,063	31,811	34,212
Commodities not classi- fied according to kind	8,868	1,098	3,579	2,340	3,348

## 1.5 IMPORT BY COUNTRY OF ORIGIN

(in 000 Eth. \$)

Continent Country	1962	1970	1971	1972	1973
GRAND TOTAL	257,035	429,080	469,555	435,602	448,213
AFRICA	5,385	12,956	10,843	14,619	13,360
Egypt (UAR)	1,803	1,087	193	316	130
Sudan	1,627	826	1,192	1,366	871
Tanzania	14	337	419	746	282
Kenya	1,020	6,246	5,108	5,901	7,734
Fr. Terr. of Affairs & Issas	474	791	478	475	1,032
Other	447	3,659	3,453	5,815	3,311
AMERICA	46,624	37,902	44,293	41,922	41,500
U.S.A.	46,400	35,885	43,429	39,934	38,347
Others	224	2,017	864	1,988	3,353
ASIA	79,370	129,936	146,319	134,556	139,594
South Yemen	2,441	1,784	3,423	2,349	189
Saudi Arabia	5,665	792	2,233	389	694
Syria	16	-	-	-	-
Iran	9,058	25,950	30,811	25,687	30,027
Lebanon	423	883	1,970	1,036	908
Israel	3,618	8,144	8,864	8,055	9,472
Pakistan	751	965	647	1,498	1,412
India	11,516	7,552	7,294	6,465	5,427
Malaysia	132	119	155	80	83
Hong Kong	3,497	4,292	4,185	3,193	2,920
China M. Land	2,841	6,468	5,612	7,120	8,789
Singapore	762	2,670	3,085	3,732	4,892
Japan	35,725	63,610	69,268	66,176	60,394
Ceylon	1,495	1,591	1,907	2,366	2,194
Iraq	713	297	-	699	624
Thailand	188	2,178	4,205	2,133	2,324
South Korea	-	1,450	1,960	1,075	1,663
Others	529	1,191	700	2,483	7,582

Continent Country	1962	1970	1971	1972	1973
<b>EMCPS</b>	123,696	238,885	256,675	242,367	250,607
Belgium	8,697	10,901	12,323	10,555	11,094
Netherlands	3,390	4,959	5,061	4,851	9,333
W. Germany	23,452	58,886	51,906	46,539	52,074
France	5,482	12,267	14,854	16,452	19,853
Italy	40,053	72,628	75,785	71,303	66,595
United Kingdom	18,176	32,035	44,034	41,171	41,927
Norway	873	2,253	2,012	2,443	1,472
Sweden	1,278	10,273	8,004	7,698	7,623
Denmark	1,427	4,614	5,265	4,922	4,779
Switzerland	2,185	6,050	11,335	7,662	8,907
Austria	4,589	2,709	3,121	4,135	3,438
Spain	184	1,130	1,439	1,224	1,731
Greece	326	958	1,602	1,258	1,171
U.S.S.R.	2,592	3,766	4,912	4,439	4,881
E. Germany	-	143	44	25	15
Poland	900	1,868	1,445	1,673	1,207
Czechoslovakia	4,930	9,093	6,995	1,781	8,748
Hungary	2,990	1,531	2,171	1,672	2,308
Romania	18	616	383	226	406
Bulgaria	272	279	311	140	111
Finland	121	223	103	282	288
Yugoslavia	1,830	841	2,801	1,034	853
Osaka	630	862	769	882	1,793
<b>ORIENT</b>	236	8,563	9,427	1,781	1,817
Australia	218	8,523	9,393	1,745	1,813
Osaka	218	40	34	36	4
<b>UNSPECIFIED</b>	1,724	838	1,998	357	1,335

## 1.4 EXPORT BY COUNTRY DESTINATIONS

(000 Eth. \$)

Continent Country	1962	1970	1971	1972	1973
GRAND TOTAL	196,196	294,622	309,955	376,955	496,865
AFRICA	13,304	18,301	23,522	29,070	49,599
Egypt (UAR)	744	255	376	204	5,241
Sudan	2,087	580	141	1,376	1,859
Mauritius	309	499	622	701	1,621
Kenya	218	711	918	831	1,378
Somalia	2,934	32	1,239	1,901	2,304
Fr.Terr. of Affairs & Issas	6,859	15,386	19,384	22,258	36,573
Other	153	838	842	1,819	623
AMERICA	77,592	148,559	137,587	136,190	152,136
United States	77,565	148,492	137,504	135,154	149,568
Others	27	67	83	1,036	2,568
ASIA	36,060	55,013	62,538	87,204	103,868
South Yemen	12,248	4,496	3,758	5,195	2,035
Saudi Arabia	8,455	15,928	19,461	22,438	31,159
Lebanon	2,048	1,305	2,926	2,675	2,123
Israel	2,432	5,511	4,452	8,518	9,484
China (M)	26	1,806	1,587	11,732	15,109
Japan	3,865	16,530	18,556	23,837	22,699
Jordan	405	1,100	1,751	1,373	3,069
Ceylon	4,312	4,837	6,253	7,505	4,292
Others	2,269	3,500	3,794	3,931	8,898
EUROPE	68,097	72,390	86,047	123,875	188,080
Netherlands	7,517	3,943	8,598	8,988	20,030
Belgium	845	1,153	1,379	1,285	4,897
W.Germany	5,920	19,796	23,984	26,749	43,396
France	6,980	6,272	7,657	11,414	16,647
Italy	19,300	18,267	16,218	31,314	38,610
United Kingdom	10,121	5,462	6,850	10,261	14,821
Norway	2,313	1,181	745	1,301	901
Sweden	1,432	4,121	1,365	2,209	3,380
Switzerland	1,837	1,658	1,621	1,442	4,762
Spain	62	445	2,061	5,463	8,741
Greece	3,824	3,626	4,120	5,417	7,379
U.S.S.R.	1,978	1,003	6,823	7,003	6,373
Czechoslovakia	1,034	917	1,145	2,444	3,777
Yugoslavia	4,500	1,728	1,985	6,241	8,440
Finland	179	2,430	1,284	1,237	949
Other	255	388	212	1,107	4,977
OCEANIA	451	44	19	418	969
UNSPECIFIED	692	315	242	198	193

## 1.6 EXPORT OF SELECTED COMMODITIES

Commodity	QUANTITY (000 Kg)				VALUE ((000 Eth. \$)			
	1970	1971	1972	1973	1970	1971	1972	1973
<b>GRAND TOTAL</b>	<b>586,320</b>	<b>614,288</b>	<b>619,063</b>	<b>821,670</b>	<b>294,622</b>	<b>309,955</b>	<b>376,955</b>	<b>494,865</b>
<b>FOOD &amp; LIVING</b>								
<b>AGRICULTURE</b>								
Live animals	2,348	2,425	3,577	6,834	2,705	2,478	4,201	7,964
Meat & meat products	5,045	6,431	10,628	11,366	5,969	8,908	15,115	17,535
Milk, butter & cheese	101	90	190	377	232	290	628	501
Eggs	301	373	357	444	278	246	298	373
Fish & fish meal	2,564	2,069	3,094	492	855	758	1,110	300
Cereals	3,552	3,260	4,536	9,757	954	1,124	1,173	2,692
Bananas	10,102	9,845	15,562	9,602	2,823	2,746	4,384	2,574
Potatoes	1,183	1,464	1,761	1,791	301	459	658	557
Legumes	15,751	18,000	21,945	22,223	4,215	5,654	7,073	12,540
Broadbeans	15,441	16,583	19,012	29,691	3,521	4,442	5,528	8,756
Barley & beans	17,134	22,529	25,623	79,108	6,783	10,093	10,299	50,105
Onions	2,148	5,362	10,654	8,112	505	1,793	2,975	3,600
Fruit & vegetable other	6,816	7,764	9,406	12,512	2,490	3,191	3,923	5,804
Sugar	12,247	15,303	20,519	32,406	3,213	4,416	9,073	18,686
Coffee	20,061	80,822	82,522	76,082	181,269	175,210	182,574	189,771
Onions & pepper	4,572	1,300	4,579	4,381	1,751	854	2,338	2,140
Salt	141,254	148,361	82,495	171,238	1,085	1,324	1,086	1,273
Oat	604	1,931	2,030	2,059	1,747	4,042	3,513	3,858
<b>MINES &amp; QUERIES</b>								
Iron	5,830	5,902	9,795	7,688	5,848	5,766	14,604	17,889
Coal	1,966	2,123	2,542	2,688	7,955	10,604	14,928	21,009
Shrimp	2,848	2,733	3,844	3,505	10,506	9,350	17,899	28,875
Other	2	101	51	107	175	40	163	796
<b>OIL SEEDS &amp; OILS</b>								
Ground nuts	651	1,327	1,133	2,851	264	616	530	1,492
Linseed	1	99	443	894	0.2	33	64	264
Cotton seed	7,289	12,982	14,710	10,969	1,268	2,322	2,505	2,778
Sesame seed	29,739	36,076	57,891	72,252	23,294	24,149	40,184	42,689
Sunflower seed	735	1,263	1,301	2,126	211	341	376	1,383
Wheat seed	7,163	11,018	14,701	6,802	3,002	4,337	4,720	3,024
Other	735	571	1,108	861	314	266	289	504
Oil seed cakes	26,710	40,175	57,727	29,870	3,394	5,611	6,049	8,281
<b>MISCELLANEOUS COMMODITIES</b>								
Cotton raw & cotton linter	1,740	1,311	584	4,262	1,315	1,326	562	9,759
Cocoa	2	2	2	25	885	899	1,011	1,491
Gum & licorice	2,886	2,031	3,136	3,249	2,305	1,749	2,736	3,432
Wool	308	416	363	770	1,483	1,409	1,169	2,780
Compressed gas	11	205	21,189	30,628	4	66	695	2,542
Petroleum & petroleum products	137,368	122,042	74,129	31,580	3,522	4,817	1,933	833
Other	37,951	28,289	33,882	61,356	7,481	8,224	10,489	15,989

## 1.7 IMPORT OF SELECTED COMMODITIES

Commodity	QUANTITY (000 Kg.)				VALUE (in 000 Eth. \$)			
	1970	1971	1972	1973	1970	1971	1972	1973
GRAND TOTAL	949,523	869,000	671,257	819,251	429,080	469,555	435,603	448,213
FOOD								
Cereals, pulses & flour	66,429	45,036	9,251	21,424	14,147	10,159	2,474	6,810
Meat & meat products	108	82	58	55	220	269	152	186
Milk, cheese & butter	3,878	3,805	2,618	2,169	4,976	4,968	4,433	3,454
Fruits & vegetables	3,559	2,325	3,370	3,130	2,316	1,776	2,364	1,975
Edible oils & margarine	1,089	1,433	1,498	1,656	1,258	1,623	1,636	1,788
Spices	661	695	745	493	1,240	1,088	779	1,001
Sugar	91	88	59	71	47	56	47	70
Tea	888	928	362	1,052	2,162	2,519	1,188	2,779
Alcohol	1,444	1,345	1,324	1,566	3,067	3,284	3,410	3,773
Tobacco & products	215	226	817	2,902	1,495	1,780	4,439	2,419
TEXTILES								
Cotton raw	2,989	4,120	2,555	4,270	3,786	5,770	4,394	6,545
Cotton yarn & thread	816	615	389	203	5,031	3,890	2,430	1,202
Woollen yarn	898	971	972	1,376	1,521	1,377	1,687	1,446
Silk & art-silk yarn	701	1,100	928	1,544	4,087	5,890	5,401	7,937
Cotton fabrics	266	163	108	49	1,683	855	739	481
Silk & art-silk fabrics	915	416	1,198	1,194	5,585	8,745	8,556	10,763
Woollen clothing & manufactures	53	51	37	72	547	517	355	543
Woollen fabrics	83	68	112	131	1,060	1,445	821	656
Cotton clothing & manufacture	917	384	284	270	4,334	2,301	1,886	1,925
Silk & art-silk manufactures	1,503	374	165	584	4,962	3,544	1,831	2,853
Gunny bays	281	218	376	50	328	174	362	58

## 1.7 IMPORT OF SELECTED COMMODITIES (Cont'd)

Commodity	QUANTITY (000 Kg)				VALUE (in 000 Eth. \$)			
	1970	1971	1972	1973	1970	1971	1972	1973
<b>MACHINERY &amp; TRANSPORT EQUIPMENT</b>								
Agricultural machinery	2,771	3,707	2,734	1,763	9,985	14,360	12,465	8,310
Industrial machinery & appliances	11,025	10,003	10,378	12,007	51,664	51,925	56,325	44,828
Office machinery	76	67	81	83	2,422	1,679	2,533	2,092
Electric machinery & appliances	5,660	6,221	4,679	4,337	16,940	20,871	17,548	16,492
Telecommunication equipment	771	1,203	2,030	636	9,391	10,455	18,134	8,570
Motor vehicles	7,033	8,353	8,719	7,903	30,371	36,016	38,243	58,906
Motor vehicles parts	2,145	2,938	2,834	2,979	13,331	15,609	19,309	16,149
Aircraft & parts	210	225	304	345	6,438	7,133	3,485	4,280
<b>MANUFACTURED ARTICLES</b>								
Drugs & medicines	1,510	1,510	1,168	1,428	13,507	13,773	11,625	14,501
Dyeing, tanning & colouring materials	2,567	2,660	3,030	5,728	6,278	6,356	6,366	9,826
Drugs	6,364	6,085	5,957	5,620	5,289	5,198	5,904	5,034
Textile preparations	326	1,263	1,175	1,435	2,527	2,726	2,934	3,108
Chemical products	31,389	43,809	38,325	78,329	19,561	25,724	23,365	41,449
Rubber tyres & tubes	4,672	4,328	5,626	4,202	15,356	17,206	17,417	13,390
Footwear	71	28	27	25	134	316	385	300
Wood & manufactures	1,127	867	937	811	1,528	911	1,069	856
Paper & manufactures	9,227	7,661	9,652	6,228	11,184	13,579	11,401	9,552
Glass & glassware	2,374	2,729	3,327	3,624	2,227	1,910	2,548	2,795
Cement	1,000	306	503	310	157	81	99	55
Zinc & zinc alloys	860	743	826	759	389	1,144	1,156	1,117

## 1,7 IMPORT OF SELECTED COMMODITIES (Cont'd)

Commodity	QUANTITY (000 Kg)				VALUE (in 000 Eth. \$)			
	1970	1971	1972	1973	1970	1971	1972	1973
Metal & metal products	64,443	64,346	42,320	39,788	49,303	49,132	35,335	24,907
Plastic & plastic goods	3,658	3,357	1,880	4,520	4,955	5,128	3,798	5,802
PETROLEUM PRODUCTS								
Crude oil	559,074	513,500	398,254	452,854	18,472	20,025	16,523	19,665
Benzine	14,794	19,400	11,501	9,035	4,186	3,581	1,596	1,186
Naphtha	28,036	16,915	15,776	22,067	3,282	9,814	1,579	6,758
Kerosene	9,614	14,476	25,867	40,654	1,239	2,335	3,431	6,396
Fuel oil, furnace oil etc.	51	1	77	4	4	2	50	12
Lubricating oil & greases	4,531	6,554	5,359	4,721	2,816	2,988	9,339	2,808
Petroleum products n.e.s	14,406	6,200	5,221	9,258	3,129	3,744	3,167	5,129
Others	70,512	54,133	35,644	53,468	58,193	62,752	59,090	55,276

MONTH	Quantity in Kgs.				
	1969	1970	1971	1972	1973
January	12,523,708	11,511,749	11,493,817	5,775,587	7,778,488
February	11,768,440	9,636,748	12,469,256	6,341,064	13,873,682
March	9,002,836	11,433,381	10,357,794	13,393,243	8,438,961
April	4,137,089	8,226,152	11,381,488	12,036,102	7,931,531
May	4,492,802	5,305,174	6,558,545	6,885,505	5,645,902
June	4,448,828	3,313,035	5,031,660	9,828,148	9,520,102
July	4,693,573	5,486,607	8,273,165	7,808,050	4,410,954
August	8,822,288	2,859,525	1,637,406	5,009,100	5,957,128
September	8,181,774	3,401,417	1,755,574	1,381,640	1,340,167
October	4,418,489	2,206,520	3,637,840	3,408,390	3,922,460
November	6,430,895	4,130,758	2,965,607	4,713,895	3,707,260
December	9,262,906	3,349,789	5,260,285	5,941,160	3,454,772
Total	88,383,408	70,860,855	80,822,437	82,521,884	75,981,407
<u>Of which coffee beans</u>					
Barranghe		7,237,630	5,357,697	7,963,698	7,933,631
Baffa		55,928,024	65,279,624	65,427,548	59,789,544
Difam		3,455,460	3,439,500	3,679,459	3,321,773
Vollaga		3,873,030	4,257,618	3,500,557	4,538,274
Ilichahor		167,460	38,040	-	-
Arusi		-	18,000	-	28,500
Other Provinces		25,916	2,134,928	1,744,877	288,435
Total		70,687,520	80,525,407	82,316,139	75,900,157
and coffee broken		173,104	277,000	203,750	48,160
Coffee ground		231	30	145	-
Coffee extracts		-	20,000	1,850	33,090
Grand Total		70,860,855	80,822,437	82,521,884	75,981,407

## 1.9 IMPORT BY END USE

COMMODITY	1971		1972		1973	
	Value in Eth.\$	Percent	Value in Eth.\$	Percent	Value in Eth.\$	Percent
<b>GRAND TOTAL</b>	469,555,465	100.00	435,602,814	100.00	448,213,127	100.00
<b>RAW MATERIAL</b>	19,599,063	4.17	19,061,836	4.37	20,936,199	4.66
Tobacco	938,601	0.20	3,728,437	0.85	1,479,114	0.33
Textile cotton fibre	5,770,250	1.23	4,393,912	1.00	6,453,717	1.44
Textile fibres, other	6,634,260	1.41	6,211,295	1.42	6,230,841	1.39
Metal ferrous ores	330,573	0.07	255,435	0.05	458,513	0.10
Non-ferrous metal ores	26,090	0.00	13,627	0.03	13,885	-
Crude mineral	509,103	0.11	418,149	0.09	462,536	0.10
Crude fertilizers	-	-	140,477	0.03	63,882	0.01
Crude rubber	2,930	0.0006	4,180	0.01	134,854	0.01
Other	5,387,256	1.15	3,896,324	0.89	5,638,797	1.26
<b>SEMIFINISHED PRODUCTS</b>	88,994,027	18.95	72,069,289	16.54	96,396,858	21.90
Iron & steel	27,202,036	5.79	17,107,642	3.92	19,358,383	4.00
Non-ferrous metal	2,547,974	0.54	2,290,518	0.53	3,249,859	0.73
Oils & fats	565,561	0.12	1,253,114	0.29	834,090	0.19
Chemical	23,689,153	5.05	23,312,702	5.35	30,406,331	7.01
Fertilizers manufactured	5,848,580	1.25	4,041,994	0.93	12,963,588	3.00
Wood	910,573	0.19	1,067,294	0.25	856,422	0.19
Pulp & paper	5,835,610	1.24	5,989,499	1.37	4,659,253	1.04
Textile materials	13,028,719	2.77	10,733,405	2.46	10,998,069	2.70
Building materials	2,393,551	0.52	2,809,117	0.64	2,867,748	0.64
Other	6,972,270	1.48	34,464,004	0.80	10,203,115	2.40
<b>FUEL</b>	44,299,785	9.43	36,222,119	8.31	42,004,243	9.03
Fuel, wood & charcoal	2,474	0.00	47,764	0.02	144	-
Coal & cake	688,895	0.14	385,455	0.09	32,721	0.01
Petroleum	20,025,244	4.26	15,245,912	3.49	19,665,125	4.00
Petroleum products	23,464,791	5.00	20,422,395	4.68	22,228,952	5.00
Gas natural & manufactured	118,381	0.03	120,673	0.03	77,301	0.02
<b>CAPITAL GOODS, (TRANSPORT)</b>	44,503,685	9.48	51,183,056	11.75	45,397,165	9.91
Tyres for heavy road motor vehicles	13,263,291	2.82	15,663,467	3.13	10,683,204	2.45
Heavy road motor vehicles	22,488,403	4.79	31,350,909	7.19	23,659,994	5.00

## 1.9 IMPORT BY END USE (Cont'd)

COMMODITY	1971		1972		1973	
	Value in Eth. \$	Percent	Value in Eth. \$	Percent	Value in Eth. \$	Percent
Railway vehicles	760,676	0.16	1,026,714	0.24	4,887,092	1.09
Rails & railway construction materials	458,076	0.10	508,415	0.12	682,768	0.15
Aircraft	7,133,828	1.52	3,514,486	0.81	4,279,925	0.95
Ships & boats	299,311	0.09	1,119,065	0.26	476,635	0.11
<b>CAPITAL GOODS "Agricultural"</b>	<b>14,565,946</b>	<b>3.10</b>	<b>13,277,322</b>	<b>3.06</b>	<b>8,799,432</b>	<b>1.95</b>
Cultivating & harvesting appliances	2,271,747	0.48	2,790,924	0.64	1,129,098	0.25
Coffee grading-cleaning machinery	304,763	0.06	85,889	0.02	43,124	0.01
Cream & dairy machinery	26,116	0.01	155,685	0.04	51,254	0.01
Tractors	9,627,913	2.05	8,561,779	1.97	6,063,807	1.35
Others	2,335,407	0.50	1,683,045	0.39	1,542,149	0.33
<b>CAPITAL GOODS (INDUSTRIAL)</b>	<b>99,588,640</b>	<b>21.21</b>	<b>103,000,655</b>	<b>23.64</b>	<b>81,039,032</b>	<b>17.93</b>
Finished structural parts	3,435,320	0.73	1,190,450	0.27	2,380,180	0.53
Metal containers	34,370	0.01	300,497	0.07	312,219	0.07
Metal working machinery & tools	3,104,817	0.66	2,750,320	0.63	2,523,936	0.56
Power generating machinery	3,293,212	0.70	2,107,269	0.48	3,332,014	0.74
Office machinery	1,679,227	0.36	2,532,069	0.58	2,091,308	0.47
Factory machinery	35,724,168	7.60	34,853,856	8.01	27,846,607	6.00
Electrical machinery & equipment	24,000,774	5.11	30,629,952	7.03	17,792,559	4.00
Non-electrical machinery & appliances	13,439,180	3.29	18,312,133	4.20	13,267,714	3.00
Scientific instrument	5,994,755	1.28	3,978,588	0.91	5,871,509	1.31
Other industrial equipment	6,882,117	1.47	6,345,521	1.46	5,620,986	1.25
<b>CONSUMER GOODS (DURABLE)</b>	<b>65,347,794</b>	<b>13.92</b>	<b>62,573,497</b>	<b>14.36</b>	<b>67,361,676</b>	<b>15.36</b>
Household equipment	8,457,600	1.80	8,790,045	2.02	9,612,245	2.14
Rails & television sets	4,855,471	1.04	2,208,011	0.51	3,724,661	0.83

## 1.9 IMPORT BY END USE (Cont'd)

COMMODITY	1971		1972		1973	
	Value in Eth.\$	Percent	Value in Eth.\$	Percent	Value in Eth.\$	Percent
Tyres for light weight cars	4,502,283	0.96	3,490,520	0.78	3,050,799	0.68
Light weight cars	31,783,946	6.77	15,795,028	3.62	19,007,486	4.30
Furniture & fixture	2,685,058	0.57	18,760,086	4.31	17,976,383	4.00
Wire products	1,695,857	0.36	1,392,706	0.32	1,833,089	0.41
Other	11,367,579	2.42	12,227,101	2.80	12,157,013	3.00
<u>CONSUMERS' GOOD(NON-DURABLE)</u>	88,440,836	18.84	75,123,755	17.24	82,603,165	18.44
Food cereals & flour	10,807,846	2.30	3,004,821	0.69	5,435,353	1.21
Food-others	21,354,480	4.55	21,555,729	4.94	20,845,858	4.57
Medical & pharmaceutical	13,773,452	2.93	11,613,793	2.66	14,496,876	3.00
Textile fabrics & clothing	21,388,501	4.56	19,824,334	4.55	22,798,655	5.00
Printed matter	5,591,907	1.19	3,137,470	0.72	3,054,700	0.68
Office stationary	1,824,915	0.39	1,750,789	0.41	1,433,085	0.32
Paper materials	2,151,020	0.46	2,295,783	0.53	1,783,774	0.40
Other	11,548,715	2.46	11,941,036	2.74	12,754,864	3.20
<u>MISCELLANEOUS</u>	4,215,689	0.90	3,091,205	0.73	3,675,357	0.82
Radio active material	-	-	-	-	-	-
Explosives	535,801	0.11	751,152	0.17	328,440	0.07
Postal packages	63,718	0.02	54,862	0.01	47,881	0.01
Miscellaneous articles	2,648,786	0.56	1,338,038	0.31	3,697,346	0.82
Zoo animals	-	-	-	-	-	-
Miscellaneous goods, other	966,784	0.21	937,706	0.22	101,690	0.02

## EXPORT

COMMODITY	QUANTITY		VALUE Eth.\$
	UNIT		

001.110 Bovine cattle

Affare & Issa	No.	1,758	304,242
Senya	"	5	300
Somalia	"	6	600
Sudan	"	24	1,300
Saudi Arabia	"	13,547	2,768,290
Yemen	"	1	200
Total	"	15,341	3,074,932

001.111 Calves

Affare & Issa	"	69	16,026
Saudi Arabia	"	2,397	382,561
Total	"	2,466	398,587

001.210 Sheep

Saudi Arabia	"	13,945	653,918
Total	"	13,945	653,918

001.220 Goats

Sudan	"	7	210
Saudi Arabia	"	93,550	3,683,342
Total	"	93,557	3,683,552

001.221 Kids

Saudi Arabia	"	1,400	45,150
Total	"	1,400	45,150

001.300 Pigs

Affare & Issa	"	871	89,559
Total	"	871	89,559

001.410 Chickens

Affare & Issa	"	24,429	18,164
Miscel. Use.	"	125	625
Total	"	24,554	18,789

011.100 Beef

George Kinshasa	Egs.	30,000	51,750
Affare & Issa	"	180,649	321,738
Somalia	"	2,200	4,400
U.K.R.	"	1,250	4,888
Belgium	"	98,400	216,665
Green	"	1,098,752	1,867,877
Italy	"	3,929,506	3,153,641
Netherlands	"	60	150
Spain	"	506,442	963,016
Switzerland	"	7,630	8,800
Turkey	"	572,454	1,040,939

COMMODITY	QUANTITY		VALUE Eth.\$
	UNIT		

011.100 Beef (cont'd)

America Use.	Kgs.	387,357	747,041
Jordan	"	15,331	31,735
Kuwait	"	31,102	65,891
Lebanon	"	118,966	136,906
Persian Gulf	"	13,105	35,686
Saudi Arabia	"	60,523	179,479
South Yemen	"	56	275
Yemen	"	32,050	76,998
Australia	"	14,520	17,445
Miscel. Use.	"	755	1,325
Total	"	7,116,132	8,926,045

011.210 Meat of sheep

Yemen	"	480	1,300
Total	"	480	1,300

011.220 Meat of Goats

Affare & Issa	"	500	775
Persian Gulf	"	5,060	13,000
Saudi Arabia	"	125	633
Yemen	"	1,100	2,217
Total	"	6,785	16,625

011.221 Meat of kids

Saudi Arabia	"	125	259
Total	"	125	259

011.300 Pork

Affare & Issa	"	6,360	19,864
Netherlands	"	50	100
Saudi Arabia	"	2,920	12,100
South Yemen	"	140	490
Yemen	"	2,813	12,379
Total	"	12,283	44,933

011.400 Poultry

South Yemen	"	50	150
Total	"	50	150

011.500 Meat other, fresh  
or frozen

Yemen	"	50	160
Total	"	50	160

**EXPORT**

COMMODITY	QUANTITY		VALUE Eth.\$
	U N I T		

012.100 Bacon, ham & other pig meat

Affars & Issa	Kgs.	95	285
Israel	"	17,600	5,667
Kuwait	"	20,550	34,976
<b>Total</b>	"	<b>38,245</b>	<b>40,928</b>

012.900 Meat other, dried, salted or smoked

France	"	250,000	489,038
<b>Total</b>	"	<b>250,000</b>	<b>489,038</b>

013.300 Meat extracts

Affars & Issa	"	33,389	360,602
Spain	"	95,064	1,559,442
Iran	"	300,000	113,160
Japan	"	300,000	104,880
<b>Total</b>	"	<b>728,453</b>	<b>2,138,084</b>

013.500 Corned Beef

Belgium	"	98,400	191,892
Israel	"	54,626	151,879
<b>Total</b>	"	<b>153,026</b>	<b>343,771</b>

013.800 Meat, Canned

Affars & Issa	"	131,091	365,112
Kenya	"	30,000	12,374
Belgium	"	11,820	13,948
Cyprus	"	20,000	55,946
Greece	"	759,696	1,619,648
Italy	"	729,509	924,115
Switzerland	"	355,925	513,510
Israel	"	886,932	1,777,234
Japan	"	17,600	7,286
Saudi Arabia	"	40,461	54,008
South Yemen	"	77,700	190,422
<b>Total</b>	"	<b>3,060,734</b>	<b>5,533,603</b>

022.110 Milk & cream evaporated

Saudi Arabia	"	4,500	2,608
Yemen	"	900	538
<b>Total</b>	"	<b>5,400</b>	<b>3,146</b>

022.120 Milk & cream condensed

Saudi Arabia	"	168,300	44,193
<b>Total</b>	"	<b>168,300</b>	<b>44,193</b>

COMMODITY	QUANTITY		VALUE Eth.\$
	U N I T		

022.300 Milk, fresh

Affars & Issa	Kgs.	5,400	3,478
Persian Gulf	"	900	559
Saudi Arabia	"	36,000	23,227
<b>Total</b>	"	<b>42,300</b>	<b>27,264</b>

022.400 Milk & cream, canned

Saudi Arabia	"	9,000	5,216
<b>Total</b>	"	<b>9,000</b>	<b>5,216</b>

023.010 Bazaar butter (gher)

South Yemen	"	36	100
Saudi Arabia	"	11,606	3,623
<b>Total</b>	"	<b>11,642</b>	<b>3,723</b>

023.091 Butter other, fresh

Affars & Issa	"	1,931	7,042
Nigeria	"	50	100
Somalia	"	3	235
Persian Gulf	"	102	546
Saudi Arabia	"	62,415	138,021
South Yemen	"	102	328
Yemen	"	556	1,674
Miscel. Uns.	"	26	78
<b>Total</b>	"	<b>65,185</b>	<b>148,024</b>

023.092 Butter other, canned

Affars & Issa	"	50	210
Saudi Arabia	"	1,700	7,820
<b>Total</b>	"	<b>1,750</b>	<b>8,030</b>

024.010 Cheese, Canned

Affars & Issa	"	3,088	2,816
U.A.R.	"	1,947	5,658
Saudi Arabia	"	329	834
<b>Total</b>	"	<b>5,364</b>	<b>9,308</b>

024.020 Cheese, fresh

Affars & Issa	"	1,536	5,388
Italy	"	10,355	67,515
Saudi Arabia	"	65,797	176,442
South Yemen	"	20	120
Yemen	"	262	2,508

COMMODITY	QUANTITY		VALUE Eth.\$
	UNIT		

004.000 Cheese, fresh  
(cont'd)  
Total Kgs. 77,970 251,973

005.010 Eggs, fresh  
Affare & Iesa " 193,774 58,819  
U.A.R. " 910 3,010  
Netherlands " 10,440 29,600  
Saudi Arabia " 2,870 3,971  
South Yemen " 140,007 143,418  
Yemen " 64,869 94,724  
Miscel. Ose. " 1,329 1,701  
Total " 414,209 335,243

005.020 Eggs, liquid  
Italy " 310 700  
South Yemen " 3,510 4,220  
Total " 3,820 4,920

005.041 Eggs, yolk, fresh  
Netherlands " 25,507 32,560  
Total " 25,507 32,560

031.100 Fish, fresh  
Italy " 269 954  
Israel " 205,600 82,203  
Japan " 110 389  
Total " 205,979 83,546

031.200 Fish, dried  
Germany-West " 250 400  
Italy " 500 1,742  
Israel " 172,853 56,126  
Japan " 27,147 6,181  
Yemen " 3,000 9,874  
Total " 203,750 74,323

031.900 Fish, for canning  
industry, for  
spawning or for  
aquaria  
Belgium " 1,680 4,048  
France " 3,081 6,650  
Germany-West " 10,329 17,685  
Italy " 3,390 6,785  
Netherlands " 3,710 7,594  
Spain " 690 1,285

COMMODITY	QUANTITY		VALUE Eth.\$
	UNIT		

031.900 Fish, for canning  
industry, for  
spawning or for  
aquaria (Cont'd)

Sweden Kgs. 1,813 2,889  
Switzerland " 2,825 7,018  
U.K. " 4,867 7,430  
Canada " 304 902  
United States " 11,428 21,740  
Japan " 80 352  
Total " 44,247 84,378

032.012 Sardines  
Sudan " 250 1,450  
Total " 250 1,450

032.013 Fish paste  
Sudan " 821 19,725  
Total " 821 19,725

032.019 Fish other  
Italy " 750 2,672  
Israel " 17,600 7,290  
Saudi Arabia " 19,300 26,347  
Total " 37,650 36,309

041.100 Wheat  
Affare & Iesa " 1,541,492 561,603  
Somalia " 20,415 6,678  
Germany-West " 301 150  
South Yemen " 346,203 109,986  
Yemen " 1,487,630 378,172  
Total " 3,396,041 1,056,499

043.100 Barley  
Affare & Iesa " 32,000 7,565  
Somalia " 1,800 705  
Total " 33,800 8,270

044.100 Maize  
Affare & Iesa " 1,293,448 354,651  
Somalia " 9,405 2,200  
Yemen " 44,000 4,840  
Total " 1,346,853 361,691

EXPORT

COMMODITY	QUANTITY		VALUE Eth.\$
	U N I T		

044.200 Spelt (broken)

Affars & Issa	Kgs.	20,000	3,000
Total	"	20,000	3,000

045.910 Teff

Italy	"	30	40
Yemen	"	1,010	309
Total	"	1,040	349

045.920 Durrah

Affars & Issa	"	4,315,250	1,104,690
Somalia	"	293,175	51,780
Total	"	4,608,425	1,156,470

045.990 Cereals, other unmilled

Affars & Issa	"	1,180	575
Total	"	1,180	575

046.010 Wheat flour

Affars & Issa	"	124,905	44,230
Sudan	"	10,200	5,100
Misecel. Uns.	"	50	100
Total	"	135,155	49,430

046.020 Meal & groats of wheat

Affars & Issa	"	20,000	8,000
Total	"	20,000	8,000

047.012 Flour of other cereals

Affars & Issa	"	100,050	9,075
Total	"	100,050	9,075

047.020 Meal & groats of other cereals

Singapore	"	50,000	20,100
Total	"	50,000	20,100

048.111 Grains of wheat or meslin, germ of wheat meslin, whole, rolled, flaked, or round

Affars & Issa	"	500	600
Total	"	500	600

COMMODITY	QUANTITY		VALUE Eth.\$
	U N I T		

048.120 Prepared goods from cereals; prepared break-fast foods

Affars & Issa	Kgs.	120	1,150
Total	"	120	1,150

048.300 Macaroni & spaghetti

Affars & Issa	"	42,090	15,387
Total	"	42,090	15,387

048.411 Bread

Affars & Issa	"	90	90
Total	"	90	90

048.421 Biscuits

Sudan	"	400	800
Total	"	400	800

048.829 Other

Sudan	"	1,200	300
Total	"	1,200	300

051.110 Oranges

U.A.R.	"	5,004	3,042
Persian Gulf	"	1,400	932
Saudi Arabia	"	159,110	72,461
Yemen	"	1,008	522
Total	"	166,522	76,957

051.120 Mandarins or tangerines

Saudi Arabia	"	128,027	58,404
Yemen	"	20,071	10,148
Total	"	148,098	68,552

051.210 Lemons

Affars & Issa	"	1,255	200
Persian Gulf	"	6,000	1,863
Saudi Arabia	"	345,673	87,859
Total	"	352,928	89,922

051.300 Bananas

Affars & Issa	"	6,040	913
Persian Gulf	"	19,500	6,055
Saudi Arabia	"	9,576,361	2,567,244

## EXPORT

COMMODITY	UNIT	QUANTITY		VALUE
				Eth. \$
051.300 <u>Bananas (cont'd)</u>				
Total	Kgs.	9,601,901	2,574,212	
051.500 <u>Oranges, fresh</u>				
Affare & Issa	"	1,033	1,250	
Persian Gulf	"	3,395	4,037	
Saudi Arabia	"	26,407	11,473	
Total	"	30,835	16,760	
051.240 <u>Berries, fresh</u>				
Affare & Issa	"	500	1,040	
Total	"	500	1,040	
051.951 <u>Dates, in bulk</u>				
Affare & Issa	"	25,000	7,350	
Total	"	25,000	7,350	
051.955 <u>Mangoes, fresh</u>				
Saudi Arabia	"	15,239	6,369	
Yemen	"	200	200	
Total	"	15,519	6,569	
051.900 <u>Fresh Fruit S.E.A.</u>				
Affare & Issa	"	813,295	208,463	
U.A.E.	"	12,260	5,465	
Germany-West	"	200	100	
Netherlands	"	270	150	
U.K.	"	403	310	
Saudi Arabia	"	2,480	636	
South Yemen	"	160	100	
Yemen	"	11,045	7,016	
Miscel. Inv.	"	7,350	4,000	
Total	"	842,463	226,220	
051.200 <u>Fruits, peel &amp; parts of plants, preserved by sugar (drained, glass or crystallized)</u>				
Affare & Issa	"	290	130	
Total	"	290	130	
051.130 <u>Fruit juices &amp; fruit pastes</u>				
Affare & Issa	"	13,400	23,006	
Total	"	13,400	23,006	

COMMODITY	UNIT	QUANTITY		VALUE
				Eth. \$
053.510 <u>Tomato Juices</u>				
Saudi Arabia	Kgs.	146,665	48,108	
Total	"	146,665	48,108	
054.100 <u>Potatoes</u>				
Affare & Issa	"	1,021,638	198,145	
Somalia	"	754,367	354,776	
Sudan	"	4,738	645	
Saudi Arabia	"	10,000	3,519	
Total	"	1,790,743	557,085	
054.210 <u>Leghils</u>				
Kenya	"	36,000	12,620	
Mauritius	"	2,644,000	1,486,170	
Sudan	"	941,619	882,770	
U.A.E.	"	2,772,000	2,740,906	
Belgium	"	1,512,000	1,130,280	
France	"	850,000	609,645	
Netherlands	"	200,000	149,215	
U.K.	"	3,583,300	2,114,891	
Brazil	"	50,000	22,648	
America Unw.	"	400,000	163,965	
Ceylon	"	7,838,000	2,250,006	
Israel	"	425,000	255,032	
Kuwait	"	25,000	24,954	
Lebanon	"	100,000	74,934	
Persian Gulf	"	10,000	5,293	
Saudi Arabia	"	829,005	613,375	
Yemen	"	6,960	3,614	
Total	"	22,222,884	12,540,318	
054.220 <u>Pean, dried</u>				
Affare & Issa	"	126,400	37,152	
Belgium	"	340,000	106,280	
Germany-West	"	435,000	436,736	
Netherlands	"	450,200	192,079	
Sweden	"	29,700	6,236	
U.K.	"	193,000	44,390	
United States	"	450,000	574,595	
Israel	"	109,037	57,683	
Saudi Arabia	"	8,200	2,037	
South Yemen	"	10,000	2,500	
Total	"	2,151,537	1,459,688	

**EXPORT**

COMMODITY	QUANTITY		VALUE Eth. \$
	U N I T		

054.230 Horse beans

Affars & Issa	Kgs.	1,198,000	658,552
Somalia	"	207	120
Sudan	"	95,313	20,522
Belgium	"	200,000	68,340
France	"	500,000	371,005
Germany-West	"	165,000	166,760
Italy	"	1,150,000	380,880
Netherlands	"	9,052,246	1,873,175
U.K.	"	1,380,700	298,884
United States	"	35,000	12,607
Ceylon	"	1,320,000	280,205
Israel	"	359,500	175,508
Japan	"	2,511,098	626,148
Jordan	"	1,815,864	384,553
Kuwait	"	264,500	83,491
Lebanon	"	1,500,400	390,690
Persian Gulf	"	34,000	11,805
Saudi Arabia	"	7,924,580	2,908,979
South Yemen	"	62,000	8,680
Yemen	"	122,480	34,765
<b>Total</b>	"	<b>29,690,888</b>	<b>8,755,669</b>

054.240 Haricot beans

Affars & Issa	"	568,970	388,808
Kenya	"	400	250
U.A.R.	"	5,000	2,250
Austria	"	120,085	136,312
Belgium	"	3,192,000	2,272,566
France	"	7,078,710	4,109,148
Germany-West	"	26,687,130	17,062,307
Greece	"	371,950	229,696
Italy	"	7,606,701	4,987,946
Netherlands	"	7,944,000	4,728,727
Sweden	"	25,000	14,228
Switzerland	"	80,000	71,181
U.K.	"	1,495,640	1,520,645
U.S.S.R.	"	3,470,000	2,538,154
Yugoslavia	"	5,856,730	2,347,179
United States	"	1,416,530	1,515,188
Formosa	"	1,050,485	635,937
Israel	"	3,026,382	1,926,164
Japan	"	4,516,110	2,581,465

COMMODITY	QUANTITY		VALUE Eth. \$
	U N I T		

054.240 Haricot beans  
(cont'd)

Jordan	Kgs.	1,169,000	728,260
Kuwait	"	20,000	8,650
Lebanon	"	50,000	22,820
Saudi Arabia	"	1,610,778	818,236
Singapore	"	274,500	164,383
South Yemen	"	722,662	522,610
Yemen	"	103,900	137,860
Australia	"	495,100	574,091
Miscel. Uns.	"	150,000	60,000
<b>Total</b>	"	<b>79,107,763</b>	<b>50,105,061</b>

054.250 Chick Peas

Affars & Issa	"	21,500	5,075
Mauritus	"	26,000	10,000
Somalia	"	1,620	820
Sudan	"	51,560	31,870
Germany-West	"	25,000	9,858
Netherlands	"	3,928,133	1,504,724
U.K.	"	57,526	28,942
Ceylon	"	2,971,141	1,762,108
Iran	"	129,400	49,784
Saudi Arabia	"	98,982	39,311
Singapore	"	779,800	452,308
South Yemen	"	20,000	4,000
Yemen	"	1,800	1,118
<b>Total</b>	"	<b>8,112,462</b>	<b>3,599,918</b>

054.260 Peas mixed

Affars & Issa	"	3,450	1,555
Italy	"	20,000	3,615
Netherlands	"	241,750	89,068
<b>Total</b>	"	<b>265,200</b>	<b>94,238</b>

054.400 Tomatoes, fresh

Affars & Issa	"	4,620	2,668
Italy	"	17,357	5,190
Saudi Arabia	"	37,819	11,308
<b>Total</b>	"	<b>59,796</b>	<b>19,166</b>

054.510 Green peas, fresh

Affars & Issa	"	2,400	2,264
Netherlands	"	220,000	303,600

## EXPORT

COMMODITY	QUANTITY		VALUE Eth.\$
	UNIT		

054.510 Green Peas,  
fresh (cont'd)  
Total Kgs. 222,400 305,864

054.530 Onion  
Affare & Issa " 15,570 4,161  
Kenya " 4,850 1,230  
Somalia " 90,784 42,435  
Sudan " 26,000 7,825  
Saudi Arabia " 12,500 7,906  
Total " 149,704 63,557

054.540 Pumpkin  
Affare & Issa " 14,250 8,025  
Sudan " 6,000 400  
Saudi Arabia " 22,000 16,765  
South Yemen " 17,500 13,275  
Yemen " 3,750 7,958  
Total " 63,500 46,423

054.550 Cabbages, fresh  
Somalia " 2,627 1,328  
Total " 2,627 1,328

054.990 Vegetables fresh  
other  
Affare & Issa " 3,044,297 538,480  
Belgium " 15,900 8,400  
France " 12,360 6,200  
Germany-West " 1,242,562 671,644  
Italy " 304,957 144,137  
Netherlands " 2,439,560 1,039,134  
Denmark " 1,000 500  
Switzerland " 61,584 30,750  
U.K. " 835,000 475,086  
Saudi Arabia " 174,453 108,232  
Yemen " 980 513  
Miscel. Oms. " 2,818 7,727  
Total " 8,135,471 2,982,823

054.610 Vegetable, frozen  
(root tubers)  
Affare & Issa " 20 433  
U.S.S. " 18,240 10,958  
Switzerland " 347 1,820  
Yemen Gulf " 93,930 650

COMMODITY	QUANTITY		VALUE Eth.\$
	UNIT		

054.610 Vegetable, frozen  
(root tubers)  
(cont'd)  
Saudi Arabia Kgs. 593,140 405,026  
Yemen " 534,774 336,449  
Total " 1,240,451 755,336

054.890 Vegetable pro-  
ducts, fresh or  
dried, N.S.S.  
Affare & Issa " 82,640 21,190  
Miscel. Oms. " 1,775 877  
Total " 84,415 22,067

055.511 Tomatoes, preserved  
in vinegar or  
acetic acid  
Saudi Arabia " 124,995 36,224  
Total " 124,995 36,224

055.519 Other vegetables  
preserved in  
vinegar or  
acetic acid  
Saudi Arabia " 3,500 1,750  
Total " 3,500 1,750

055.521 Tomato extract,  
concentrate,  
juice & puree  
Affare & Issa " 7,977 15,570  
Total " 7,977 15,570

061.200 Sugar, refined  
Affare & Issa " 29,406,000 16,725,404  
Yemen " 3,000,000 1,961,000  
Total " 32,406,000 18,686,404

061.600 Honey  
Sudan " 200 400  
Germany -West " 10 50  
South Yemen " 110 250  
Yemen " 1,430 3,064  
Total " 1,750 3,764

061.990 Caramel, others  
Affare & Issa " 21,000 9,100  
Sudan " 245 575  
Total " 21,245 9,675

EXPORT

COMMODITY	QUANTITY		VALUE Eth.\$
	U N I T		

071.120 Coffee beans  
Harrar

Affars & Issa	Kgs.	2,552,053	6,200,649
Sudan	"	3,000	7,600
Austria	"	90,000	219,461
Belgium	"	6,000	16,905
Denmark	"	6,000	9,007
Finland	"	44,040	133,377
Germany-West	"	261,600	741,035
Greece	"	30,600	71,362
Italy	"	156,000	405,596
Netherlands	"	45,000	124,200
Norway	"	251,700	642,639
Sweden	"	510,000	1,371,767
Switzerland	"	15,000	41,992
U.K.	"	61,500	174,916
Yugoslavia	"	250,080	799,792
United States	"	90,540	233,112
Formosa	"	7,200	22,952
Israel	"	30,000	84,311
Japan	"	901,840	2,396,839
Jordan	"	30,000	86,554
Lebanon	"	10,020	26,341
Saudi Arabia	"	2,532,858	6,528,998
South Yemen	"	39,960	96,823
Australia	"	8,640	17,129
Total	"	7,933,631	20,453,357

071.121 Coffee beans,  
Jimma

Affars & Issa	"	47,040	123,150
Austria	"	21,000	51,700
Belgium	"	106,200	255,917
Denmark	"	6,006	16,492
Finland	"	105,015	262,557
France	"	752,060	1,878,491
Germany-West	"	860,358	2,360,921
Italy	"	558,123	1,351,388
Netherlands	"	45,000	122,852
Norway	"	96,060	252,786
Sweden	"	78,360	229,978
Switzerland	"	368,647	914,134
U.K.	"	51,063	131,235

COMMODITY	QUANTITY		VALUE Eth.\$
	U N I T		

071.121 Coffee beans,  
Jimma (cont'd)

Yugoslavia	Kgs.	1,480,500	3,822,598
Europe Uns.	"	239,880	547,348
United States	"	54,312,882	134,798,538
China M.Land	"	100,080	253,204
Formosa	"	7,200	19,375
Israel	"	365,260	905,975
Japan	"	60,010	167,700
Lebanon	"	25,020	54,339
Saudi Arabia	"	96,423	232,487
South Yemen	"	17	45
Yemen	"	20	60
Australia	"	7,320	17,446
Total	"	59,789,544	148,764,713

071.122 Coffee beans,  
Sidamo

Affars & Issa	"	10,020	18,437
Finland	"	153,180	444,268
France	"	314,280	811,195
Germany-West	"	1,268,893	5,275,858
Greece	"	3,600	8,835
Italy	"	133,200	361,620
Netherlands	"	35,040	96,549
Sweden	"	15,000	40,055
Switzerland	"	99,360	280,876
U.K.	"	39,060	101,328
U.S.S.R.	"	90,000	262,269
United States	"	260,280	690,399
Japan	"	123,780	345,953
Lebanon	"	10,020	26,675
Saudi Arabia	"	60,000	156,803
Australia	"	6,060	16,273
Total	"	3,321,773	8,937,393

071.123 Coffee beans,  
Vollega

Affars & Issa	"	13,020	34,165
Sudan	"	270	540
Denmark	"	21,000	57,949
Finland	"	4,800	15,409
France	"	63,660	174,328

COMMODITY	QUANTITY		VALUE Eth.\$
	MT	KG	

071.103 Coffee beans,  
Vollega (cont'd)

Germany-West	Egn.	230,100	640,351
Greece	"	24,000	49,269
Italy	"	365,820	900,511
Spain	"	200,040	553,837
Switzerland	"	40,020	95,895
U.K.	"	34,080	88,136
Yugoslavia	"	30,000	78,037
United States	"	1,076,220	2,691,528
China W. land	"	804,780	1,446,763
Japan	"	72,000	191,269
Lebanon	"	34,020	81,351
Saudi Arabia	"	1,471,104	3,168,176
Australia	"	53,340	123,607
Total	"	4,538,274	10,391,141

071.125 Coffee beans,  
Arabi

Germany-West	"	18,000	47,954
Saudi Arabia	"	10,500	32,618
Total	"	28,500	80,572

071.126 Coffee beans,  
China

Germany-West	"	30,000	63,900
Total	"	30,000	63,900

071.129 Coffee beans,  
other provinces

Sudan	"	1,440	3,642
France	"	40,080	93,313
Germany-West	"	20,040	63,054
Italy	"	12,005	31,880
Netherlands	"	40,020	127,843
United States	"	200,040	518,063
Japan	"	21,000	62,307
Saudi Arabia	"	24,000	64,619
Total	"	358,625	964,721

071.130 Coffee, broken

Somalia	"	147	150
Sudan	"	13	130
United States	"	48,000	107,334
Total	"	48,160	107,614

071.300 Coffee, extracts

Affare & Issa	"	37,400	6,124
---------------	---	--------	-------

COMMODITY	QUANTITY		VALUE Eth.\$
	MT	KG	

071.300 Coffee, extracts  
(cont'd)

Denmark	Kgn.	150	100
Yemen	"	540	1,151
Total	"	33,090	7,375

075.110 Chilies

Somalia	"	710	900
Germany-West	"	20,000	10,000
Italy	"	1,546,174	768,197
United States	"	269,250	133,765
Japan	"	5,050	11,385
Saudi Arabia	"	60,000	52,800
Yemen	"	854	798
Total	"	1,902,046	977,845

075.120 Pepper, whole

Affare & Issa	"	53,911	48,822
Sudan	"	1,000	885
Italy	"	2,122,739	955,672
Netherlands	"	112,000	42,031
Saudi Arabia	"	147,826	71,400
South Yemen	"	25	200
Yemen	"	1,253	1,232
Total	"	2,438,754	1,120,242

075.130 Pepper, ground

Affare & Issa	"	6,485	13,367
Somalia	"	9,271	9,800
Sudan	"	23,350	17,460
Germany-West	"	1,004	1,506
Italy	"	58	50
South Yemen	"	110	80
Total	"	40,278	42,263

075.250 Coriander seeds,  
ground or not

Somalia	"	421	273
Saudi Arabia	"	1,832	3,215
Total	"	2,253	3,488

075.291 Ginger

Kenya	"	600	1,140
Somalia	"	1,511	1,084
Sudan	"	211,013	203,987
Sweden	"	6,000	31,396
Total	"	219,124	237,607

**EXPORT**

COMMODITY	QUANTITY		VALUE Eth.\$
	U N I T		

COMMODITY	QUANTITY		VALUE Eth.\$
	U N I T		

075.292 Saffron

Algeria	Kgs.	9,500	80,000
Somalia	"	5,864	2,989
Netherlands	"	24,750	16,372
Singapore	"	10,000	5,642
South Yemen	"	5,000	4,564
Total	"	55,114	109,567

075.299 Spices, other

Algeria	"	44,000	35,065
Libya	"	5,000	5,252
Mauritius	"	1,000	2,969
Somalia	"	16,671	7,603
Sudan	"	90,240	56,960
Finland	"	3,050	17,925
Netherlands	"	4,950	4,778
Sweden	"	22,000	91,586
Switzerland	"	9,990	31,250
Saudi Arabia	"	159,205	76,799
Singapore	"	76,236	48,979
South Yemen	"	5,000	3,450
Syria	"	1,300	4,183
Yemen	"	58,805	10,339
Total	"	497,447	397,138

081.110 Husks, cereal

Affars & Issa	"	34,153	4,415
Germany-West	"	394,314	159,165
Netherlands	"	108,265	28,646
Total	"	536,732	192,226

081.121 Hay

Affars & Issa	"	248,415	18,370
Saudi Arabia	"	85,300	4,240
Total	"	333,715	22,610

081.190 Vegetable products  
of a kind used  
for animal food,  
n.e.s.

Affars & Issa	"	6,600	850
France	"	702	2,460
Germany-West	"	150,000	44,667
Netherlands	"	1,790,000	590,545
U.K.	"	817,800	321,641
Japan	"	105,000	36,150

081.190 Vegetable products  
of a kind used  
for animal food,  
n.e.s. (cont'd)

Total	Kgs.	2,870,102	996,313
-------	------	-----------	---------

081.310 Oil cake, niger

France	"	817,610	76,680
Germany-West	"	2,433,625	224,356
Netherlands	"	5,370,878	838,030
Switzerland	"	20,000	4,420
Japan	"	193,600	23,430
Saudi Arabia	"	6,430	8,934
Total	"	8,842,143	1,175,850

081.320 Oil cake, sesame

Germany-West	"	360,000	105,762
Netherlands	"	304,500	139,336
Saudi Arabia	"	40,380	10,636
Total	"	704,882	255,734

081.330 Oil cake, ground-  
nut

Affars & Issa	"	45,000	6,074
Netherlands	"	3,213,000	529,673
Switzerland	"	100,000	16,395
Total	"	3,358,000	552,142

081.340 Oil cake, Rape

Affars & Issa	"	80,360	10,550
Belgium	"	80,220	15,380
France	"	160,170	17,600
Germany-West	"	901,720	114,674
Netherlands	"	2,728,272	340,922
Switzerland	"	20,000	4,600
U.K.	"	60,480	11,595
Japan	"	299,970	197,035
Total	"	4,331,192	712,356

081.350 Oil cakes, Linseed

France	"	99,990	30,230
Germany-East	"	88,020	26,355
Germany-West	"	2,936,710	1,342,650
Netherlands	"	1,521,855	273,809
Switzerland	"	159,840	54,240
Japan	"	286,300	63,966
Total	"	5,092,715	1,791,250

## EXPORT

COMMODITY	QUANTITY		VALUE Eth.\$
	UNIT		

001.160 Oil cake,  
cotton

Affare & Iosa	Egs.	160,060	14,375
Belgium	"	1,070,330	470,766
Denmark	"	299,890	51,070
France	"	139,860	44,682
Germany-West	"	6,629,050	1,240,743
Netherlands	"	6,908,302	1,272,159
Japan	"	1,000,000	298,101
Saudi Arabia	"	81,000	49,300
Total	"	17,088,492	3,450,076

001.170 Castor seed  
cake

Italy	"	300,000	279,947
Japan	"	131,875	58,994
Total	"	431,875	338,941

001.190 Oilseed cake,  
other

Germany-West	"	20,480	4,816
Total	"	20,480	4,816

001.410 Flsh meal  
(fish)

Kenya	"	100,000	70,610
Italy	"	1,140	3,560
Tanzania	"	50,000	37,755
Saudi Arabia	"	100,500	88,127
Total	"	251,640	200,052

001.670 Meal, vital

France	"	340,500	139,170
Italy	"	749,390	465,395
Spain	"	35,000	13,804
Iran	"	1,100,000	467,352
Japan	"	300,000	125,339
Japan	"	138,341	212,812
Total	"	2,663,231	1,423,872

001.800 Residues & waste  
from food industry  
other

Affare & Iosa	"	55,790	5,160
Total	"	55,790	5,160

COMMODITY	QUANTITY		VALUE Eth.\$
	UNIT		

001.910 Roasted coffee

Affare & Iosa	Egs.	77,500	10,013
Somalia	"	457	230
Israel	"	20,000	7,777
Saudi Arabia	"	111,170	45,543
South Yemen	"	42,000	10,080
Yemen	"	94,300	9,855
Total	"	345,427	83,498

099.099 Food prepara-  
tions other

Affare & Iosa	"	5,691	4,231
Kenya	"	100	80
Sudan	"	200	73
U.K.	"	4,000	15,822
United States	"	62,091	1,767
Saudi Arabia	"	3,783	2,130
South Yemen	"	30	60
Kisscol. Unn.	"	130,602	115,733
Total	"	206,497	139,896

111.010 Water, mineral

Affare & Iosa	"	1,960	437
Saudi Arabia	"	100	90
Total	"	2,060	527

111.020 Lebanese & fla-  
avored waters

Somalia	"	30	60
U.K.	"	2	100
China N. Land	"	400	663
Total	"	432	823

112.159 Other sparkling  
wines

Saudi Arabia	Litres.	36	200
Total	"	36	200

112.169 Other dessert wines  
(sherry, Madeira,  
malaga etc.)

Sudan	"	39	312
Total	"	39	312

112.310 Beer in bottles  
of less than  
5000.

Saudi Arabia	"	473	460
--------------	---	-----	-----

EXPORT

COMMODITY	QUANTITY		VALUE Eth.\$
	U N I T		

112.310 Beer in bottles  
of less than  
350cc. (cont'd)

Total Litres. 473 460

112.421 Compound alcoh-  
olic preparations

Sudan " 201 800  
Total " 201 800

112.451 Liqueurs & cord-  
ials of an alcoh-  
olic strength not  
exceeding 50%  
by volume

Sudan " 595 2,975  
Total " 595 2,975

112.471 Cognac of an  
alcoholic stren-  
gth not exceeding  
50% by volume

Sudan " 1,689 7,595  
Total " 1,689 7,595

121.000 Tobacco, un-  
manufactured

Somalia Kgs. 321 253  
Italy " 14 35  
Total " 335 288

122.200 Cigarettes

Affars & Issa " 102 1,250  
Total " 102 1,250

122.390 Manufactured  
tobacco, other

Somalia " 123 65  
Total " 123 65

211.110 Hides ordinary

Affars & Issa " 47 570  
U.A.R. " 905,509 2,122,263  
Czechoslovak " 501,988 826,864  
France " 69,340 241,547  
Germany-West " 5,504 12,870  
Greece " 108,000 265,892  
Italy " 1,892,242 4,167,474  
Netherlands " 178,155 368,800

COMMODITY	QUANTITY		VALUE Eth.\$
	U N I T		

211.110 Hides ordinary  
(cont'd)

Romania Kgs. 47,410 111,083  
Spain " 1,062,571 2,227,716  
Switzerland " 151,179 327,326  
U.K. " 22,897 96,125  
Yugoslavia " 89,673 216,630  
Europe Un. " 21,961 59,792  
Venezuela " 84,764 127,773  
Iran " 117,364 241,825  
Israel " 273,781 679,520  
Japan " 13,793 39,305  
Jordan " 167,217 367,688  
Lebanon " 40,698 104,716  
Persian Gulf " 19,275 39,290  
Saudi Arabia " 4,982 15,469  
Syria " 208,682 517,680  
Yemen " 24,955 49,790  
Total " 6,011,987 13,228,008

211.120 Hides butchery

U.A.R. " 67,212 191,395  
France " 41,458 103,162  
Germany-West " 21,854 66,105  
Greece " 97,112 307,252  
Italy " 778,344 2,037,529  
Netherlands " 18,915 70,720  
Romania " 42,473 123,699  
Spain " 228,186 544,417  
U.K. " 97,547 259,849  
Yugoslavia " 6,552 21,380  
Israel " 68,338 197,094  
Japan " 785 2,215  
Jordan " 49,721 120,965  
Lebanon " 5,731 19,535  
Syria " 76,854 196,807  
Total " 1,601,082 4,262,144

211.130 Hides pickled

France " 10 10  
Italy " 34,212 214,070  
Sweden " 599 6,425  
U.K. " 40,603 178,486  
Total " 75,424 398,991

## EXPORT

COMMODITY	QUANTITY		VALUE Eth. \$
	No.		

211.410 Goat skins,  
half-type

France	No.	12,000	45,519
Greece	"	3,000	12,099
Italy	"	132,000	454,206
Netherlands	"	60,000	241,831
Spain	"	18,000	77,056
Switzerland	"	110,400	573,773
U.K.	"	24,000	89,820
United States	"	25,000	123,337
Japan	"	5,400	10,000
Yugoslavia	"	30,000	113,995
Total	"	419,800	1,741,636

211.420 Goat skins,  
half-remains

Africa & Asia	"	24,000	88,980
Europe	"	180,000	251,525
U.S.S.R.	"	6,000	14,400
France	"	129,220	358,909
Germany-West	"	102,000	398,745
Greece	"	149,410	579,150
Italy	"	1,413,850	4,815,124
Netherlands	"	133,200	502,503
Poland	"	50,000	260,303
Romania	"	24,000	86,040
Spain	"	18,000	66,495
Switzerland	"	48,000	187,044
U.K.	"	198,000	732,868
U.S.S.R.	"	175,000	877,634
United States	"	60,000	178,080
Israel	"	4,800	25,239
Yugoslavia	"	500	1,200
Total	"	2,712,580	9,624,247

211.430 Goat skins,  
ordinary

Europe	"	19,200	83,435
Czechoslovak	"	16,080	56,598
France	"	21,648	86,425
Germany-West	"	12,000	46,281
Greece	"	28,200	154,419
Italy	"	474,044	1,933,817
Netherlands	"	78,000	239,019

COMMODITY	QUANTITY		VALUE Eth. \$
	No.		

211.430 Goat skins,  
ordinary (cont'd)

Romania	No.	10,000	48,645
Spain	"	12,000	46,565
Switzerland	"	261,450	1,349,408
U.K.	"	56,400	134,461
Europe Unk.	"	2	640
United States	"	186,000	949,664
Israel	"	12,000	54,062
Japan	"	28	180
Jordan	"	30,000	135,705
Saudi Arabia	"	38,750	278,623
Australia	"	8,400	56,139
Total	"	1,214,202	5,654,086

211.440 Goat skins,  
pickled

Czechoslovak	"	13,800	98,478
France	"	1,200	5,568
Greece	"	7,200	27,455
Italy	"	265,384	1,241,364
Netherlands	"	6,000	8,525
Spain	"	100	220
Sweden	"	1,800	3,960
U.K.	"	6,100	16,902
St. A. America	"	32,400	135,490
United States	"	12,000	57,597
Japan	"	4,200	12,325
Total	"	350,184	1,607,884

211.450 Kid skins,  
half-type

Italy	"	5,000	16,080
Netherlands	"	35,000	196,513
Switzerland	"	12,000	40,421
U.K.	"	30,000	118,988
Total	"	82,000	372,002

211.460 Kid skins,  
half-remains

Netherlands	"	139,500	432,708
Total	"	139,500	432,708

211.470 Kid skins,  
ordinary

Czechoslovak	"	1,200	5,256
--------------	---	-------	-------

EXPORT

COMMODITY	QUANTITY	VALUE Eth.\$
	UNIT	

211.470 Kid skins  
ordinary  
(cont'd)

Italy	No.	19,000	81,666
Netherlands	"	324,660	1,074,221
U.K.	"	57,600	269,076
Total	"	402,460	1,430,219

211.480 Kid skins  
pickled

Greece	"	600	1,750
Italy	"	37,680	110,466
U.K.	"	7,900	34,197
Lebanon	"	15	50
Total	"	46,195	146,463

211.610 Sheep skins  
ordinary

Czechoslovak	"	48,600	735,200
France	"	18,609	172,155
Germany-West	"	600	3,915
Greece	"	12,000	99,639
Hungary	"	4,464	123,248
Italy	"	79,200	256,446
Netherlands	"	24,600	95,328
Spain	"	45,000	184,067
Switzerland	"	3,600	8,564
U.K.	"	18,000	89,438
Israel	"	2,400	18,113
Japan	"	120	584
Saudi Arabia	"	36,000	216,430
Total	"	293,193	2,003,127

211.620 Sheep skins  
butchery

Finland	"	11,000	73,350
France	"	411,520	2,102,540
Germany-West	"	191,400	888,440
Italy	"	429,768	1,595,528
Netherlands	"	84,000	433,088
Romania	"	36,000	164,545
Spain	"	257,600	1,389,217
U.K.	"	1,377,400	6,112,700
United States	"	75,000	435,959
Israel	"	22,400	151,858

COMMODITY	QUANTITY	VALUE Eth.\$
	UNIT	

211.620 Sheep skins  
butchery  
(cont'd)

Japan	No.	38,760	196,485
Lebanon	"	200	780
Total	"	2,935,048	13,544,490

211.630 Sheep skins,  
pickled

Affars & Issa	"	13,200	21,840
U.A.R.	"	1,950	23,830
Czechoslovak	"	360,600	2,036,817
France	"	175,460	1,293,116
Germany-West	"	204	4,658
Hungary	"	30,288	209,884
Italy	"	22,363	92,600
Netherlands	"	82,449	378,979
Poland	"	113,940	637,825
Spain	"	48,000	295,522
Sweden	"	221,400	1,086,634
U.K.	"	28,983	48,462
Yugoslavia	"	24,000	21,180
United States	"	198,603	1,001,991
Israel	"	8,400	53,352
Japan	"	702,020	4,851,597
Lebanon	"	191,400	886,575
Total	"	2,223,260	12,944,862

211.640 Skins lamb  
(ordinary)

Hungary	"	28,896	182,945
Italy	"	2,400	12,031
Spain	"	20,400	109,903
U.K.	"	2,400	13,732
Japan	"	8,400	48,074
Total	"	62,496	366,685

211.650 Lamb skins  
(butchery)

U.K.	"	3,000	15,900
Total	"	3,000	15,900

211.800 Leather, waste  
& Used

Sweden	Egs.	4,040	12,103
--------	------	-------	--------

COMMODITY	QUANTITY		VALUE Eth. \$
	UNIT		

211.800 Leather, waste  
& scrap (cont'd)

United States	Egs.	60	1,800
Total	"	4,100	13,903

211.910 Leopard skins

Kenya	Ex.	6	300
France	"	500	77,565
Greece	"	1	400
Italy	"	31	16,000
Sweden	"	1	400
United States	"	1	500
Total	"	540	95,165

211.920 Monkey skins

Sweden	"	50	500
Japan	"	15	300
Total	"	65	800

211.930 Procodile skins

France	"	2,100	411,606
Total	"	2,100	411,606

211.950 Skins & skins  
pickled

Italy	"	7	4,200
U.K.	"	1	450
United States	"	6	2,505
Japan	"	5	250
Total	"	19	7,405

211.990 Skins & skins  
unprocessed other

France	"	955	116,963
Germany-West	"	10	1,685
Greece	"	2	475
Italy	"	50	3,545
U.K.	"	1	300
Canada	"	2	100
United States	"	24	1,965
Japan	"	37	21,877
Lebanon	"	43	9,195
Total	"	1,124	156,105

221.110 Ground nuts  
(in-shell)

Affare & Issa	Egs.	1,071	495
---------------	------	-------	-----

COMMODITY	QUANTITY		VALUE Eth. \$
	UNIT		

221.110 Ground nuts  
(in-shell)  
(cont'd)

Germany-West	Egs.	10,000	9,843
Italy	"	868,086	432,136
Netherlands	"	76,020	28,510
Spain	"	114,500	51,047
U.K.	"	427,800	215,060
Venezuela	"	16,507	13,687
Japan	"	68,400	54,689
Saudi Arabia	"	197,780	128,571
Yemen	"	910	5,072
Total	"	1,781,074	939,110

221.120 Ground nuts  
(without shell)

Affare & Issa	"	400	260
Somalia	"	795	401
France	"	285,000	158,701
Germany-West	"	10,800	7,931
Italy	"	291,505	115,145
Netherlands	"	120,000	85,664
Spain	"	100,000	42,906
Switzerland	"	50,000	29,283
U.K.	"	133,000	56,648
Japan	"	59,700	38,635
Saudi Arabia	"	18,681	17,534
Total	"	1,069,881	553,108

221.500 Linseed

Mauritius	"	1,000	4,969
Somalia	"	297	150
U.A.R.	"	205,000	94,353
Germany-West	"	99,900	20,506
Italy	"	520,000	125,186
Netherlands	"	59,400	13,459
Israel	"	10,000	4,927
Total	"	895,597	263,550

221.600 Cotton seed

Iran	"	500	200
Japan	"	10,894,480	2,760,860
Saudi Arabia	"	73,800	17,402
Total	"	10,968,780	2,778,462

EXPORT

COMMODITY	QUANTITY		VALUE Eth.\$
	U N I T		

221.700 Castor seed

France	Kgs.	598,177	422,629
Italy	"	256,300	266,828
Netherlands	"	120,000	28,800
U.K.	"	100,000	24,000
Israel	"	42,000	10,080
Japan	"	909,570	533,857
Saudi Arabia	"	100,000	96,945
Total	"	2,126,047	1,383,139

221.810 Sesame seed

Affars & Issa	"	250,300	168,239
Somalia	"	300	150
Belgium	"	20,000	18,556
Cyprus	"	50,000	45,896
France	"	95,000	61,075
Germany-West	"	89,150	60,924
Greece	"	1,937,902	1,591,186
Italy	"	5,004,407	3,809,159
Netherlands	"	905,115	577,080
Poland	"	891,000	600,916
Spain	"	140,200	115,840
Sweden	"	29,651	26,918
Turkey	"	49,395	36,617
U.K.	"	781,020	507,932
U.S.S.R.	"	1,992,885	2,563,607
Yugoslavia	"	1,389,788	1,083,952
United States	"	1,166,000	1,066,304
China M.Land	"	24,239,553	12,971,701
Israel	"	2,960,893	2,311,174
Japan	"	23,728,808	10,034,518
Jordan	"	1,529,492	1,135,525
Kuwait	"	199,500	134,507
Persian Gulf	"	1,000	500
Saudi Arabia	"	3,481,578	2,763,029
Singapore	"	345,000	234,398
South Yemen	"	820,000	634,576
Yemen	"	154,000	139,356
Total	"	72,251,937	42,688,635

221.820 Niger seed

Belgium	"	191,880	93,392
France	"	252,583	149,863

COMMODITY	QUANTITY		VALUE Eth.\$
	U N I T		

221.820 Niger seed  
(cont'd)

Germany-West	Kgs.	606,689	249,131
Italy	"	2,000,801	863,049
Netherlands	"	1,567,704	632,414
Spain	"	824,170	410,539
Sweden	"	462,725	141,982
U.K.	"	114,809	71,913
Brasil	"	14,826	7,545
United States	"	321,337	206,816
China M.Land	"	20,000	7,286
Japan	"	416,710	181,526
South Yemen	"	8,000	8,284
Total	"	6,802,234	3,023,740

221.830 Rape seed

Mauritius	"	31,460	13,609
Tanzania	"	5,000	2,000
Germany-West	"	19,118	8,223
Italy	"	50,880	26,779
Netherlands	"	50,040	7,857
Singapore	"	61,860	41,694
Total	"	218,358	100,162

221.850 Mustard seed

France	"	50,000	23,598
Germany-West	"	139,885	69,365
Italy	"	50,000	22,655
Netherlands	"	90,535	48,151
Sweden	"	89,362	78,906
U.S.S.R.	"	50,000	35,190
United States	"	173,250	125,708
Total	"	643,032	403,573

241.200 Wood Charcoal

Affars & Issa	"	190,888	12,738
Total	"	190,888	12,738

262.110 Sheep & lamb's  
wool

Czechoslovak	"	49,146	18,242
Germany-West	"	25,921	23,235
U.K.	"	136,705	54,015
Israel	"	26,061	13,554

COMMODITY	QUANTITY		VALUE Eth.\$
	U M S		

262.110 Sheep & lamb's  
wool (combs)

Belgium	Kgs.	48,231	19,078
Total	"	286,064	128,124

263.120 Cotton linters

Germany-West	"	4,046,542	9,546,726
Japan	"	915,400	212,105
Total	"	4,961,942	9,758,831

263.310 Cotton waste,  
inspired for  
cleaning pur-  
poses

Saudi Arabia	"	10,000	3,358
Total	"	10,000	3,358

263.390 Cotton waste

Texas	"	10,000	3,747
Total	"	10,000	3,747

263.400 Cotton, carded  
or combed

Affairs & Issa	"	7,939	28,760
Saudi Arabia	"	7,500	2,888
Total	"	15,439	31,648

267.019 Old clothing

Burma	"	5	400
Total	"	5	400

271.800 Guano fertilizers  
& nutrients

South Texas	"	17,583	305
Total	"	17,583	305

273.100 Marble & other  
building stones

Affairs & Issa	"	33,972	19,184
Germany-West	"	60	130
Total	"	34,032	19,314

273.120 Marble stone  
rough or sawn

Affairs & Issa	"	94,080	10,913
Total	"	94,080	10,913

COMMODITY	QUANTITY		VALUE Eth.\$
	U M S		

273.300 Natural sands  
of all kinds

Italy	Kgs.	11,900	1,838
Total	"	11,900	1,838

276.310 Rock salt

Kenya	"	16,000	1,600
Total	"	16,000	1,600

276.320 Salt, common

Congo Kinshasa	Tons.	10,000	72,451
Kenya	"	100,740	897,297
Rwanda	"	5,100	45,022
Tanzania	"	5,000	38,295
France	"	49,150	36,626
Formosa	"	10	5,800
Japan	"	136	78,978
Malaysia	"	1,100	86,843
Total	"	171,236	1,261,312

276.330 Table salt

Japan	Kgs.	2,000	11,592
Total	"	1,000	11,592

276.350 Salt liquors  
sea water

Japan	"	4,000	23,184
Total	"	4,000	23,184

276.622 Ashes of min-  
eral origin  
(battery dust)

Netherlands	"	50,000	18,000
Total	"	50,000	18,000

282.000 Scrap & waste  
metal of iron  
& steel

Affairs & Issa	"	24,800	24,466
Denmark	"	4,000	3,312
France	"	24,870	23,167
Germany-West	"	35,000	7,873
Italy	"	33,956	54,734
Netherlands	"	30,000	4,164
Spain	"	50,000	7,246

EXPORT

COMMODITY	QUANTITY		VALUE Eth.\$
	U N I T		

282.000 Scrap & waste  
metal of iron  
& steel (cont'd)

U.K.	Kgs.	20,000	2,725
Japan	"	10,000	1,382
Total	"	232,626	129,069

283.120 Copper matte

Italy	"	46,865	74,338
Total	"	46,865	74,338

284.000 Non-ferrous  
metal scrap

France	"	26,271	7,655
Italy	"	6,201	6,175
Switzerland	"	20,000	2,725
Japan	"	20,000	3,100
Total	"	72,472	19,655

291.110 Bone-ground or  
powdered & bone  
waste

Germany-West	"	70,047	14,620
Greece	"	102,000	225,920
Venezuela	"	200,000	35,755
Saudi Arabia	"	96,430	25,139
Total	"	468,477	301,434

291.119 Bones & bron-  
cores

Venezuela	"	31,100	3,936
Total	"	31,100	3,936

291.129 Hornes, antlers,  
hooves, whalebone

Germany-West	"	80,692	20,680
Italy	"	80,470	31,757
Spain	"	64,000	23,682
Total	"	225,162	76,119

291.131 Ivory of elep-  
hant tusks

Greece	"	25	300
Italy	"	210	525
Total	"	235	825

291.160 Torticoes-shell  
coral, sea shell  
& their waste

Germany-West	"	8,214	27,495
--------------	---	-------	--------

COMMODITY	QUANTITY		VALUE Eth.\$
	U N I T		

291.160 Torticoes-shell  
coral, sea shell  
& their waste  
(cont'd)

Italy	Kgs.	29,060	70,112
Spain	"	34,896	26,742
Switzerland	"	55,000	47,473
U.K.	"	32,330	17,495
Formosa	"	7,500	43,470
Israel	"	290	1,002
Saudi Arabia	"	6,014	10,543
Total	"	173,304	244,782

291.903 Animal intestines

Lebanon	"	9,100	28,770
Total	"	9,100	28,770

291.940 Fish waste

Saudi Arabia	"	800	2,977
Total	"	800	2,977

291.980 Civet

France	"	47,940	1,172,493
Germany-West	"	2,861	92,547
Switzerland	"	1,836	94,226
U.K.	"	1,980	34,840
United States	"	4,356	96,605
Total	"	58,973	1,490,711

291.990 Other materials  
of animal  
origin, B.C.S.

Germany-West	Kgs.	170	3,675
Greece	"	25	445
Italy	"	858	4,750
Spain	"	115	450
Switzerland	"	50	300
U.K.	"	40	500
Mexico	"	5	50
United States	"	3,888	635
Hong Kong	"	579	2,795
Lebanon	"	2,368	9,559
Miscel. Uns.	"	10	1,150
Total	"	8,108	24,309

292.110 Wares (saffron)

Affars & Issa	"	10,200	32,625
---------------	---	--------	--------

COMMODITY	QUANTITY		VALUE Eth. \$
	U S W T		

292.110 Yara (caffrom)  
(cont'd)

South Yemen	Kgs.	9,720	29,384
Total	"	19,920	62,009

292.210 Incense

Affare & Issa	"	13,180	17,904
Kenya	"	21,350	14,215
Liberia	"	5,000	5,929
Litha	"	35,000	41,375
Madagascar	"	15,240	17,648
Mauritius	"	13,800	102,939
Morocco	"	25,125	30,975
Somalia	"	495	108
Sudan	"	46,700	27,485
Tanzania	"	105,380	77,282
Tunisia	"	63,750	83,719
France	"	218,950	101,402
Germany-West	"	468,868	477,116
Greece	"	80,675	95,508
Italy	"	41,417	31,409
Netherlands	"	120,591	88,030
Spain	"	1,000	743
U.K.	"	13,058	9,251
Brazil	"	12,041	9,226
Mexico	"	3,750	2,183
United States	"	77,904	81,284
America Oth.	"	41,205	39,745
China W. Land	"	345,482	208,262
Hong Kong	"	24,000	14,644
Iran	"	66,756	54,166
Iraq	"	57,550	70,069
Israel	"	12,500	17,714
Jordan	"	55,200	49,122
Lebanon	"	13,750	12,201
Saudi Arabia	"	66,450	152,901
Singapore	"	5,000	6,350
South Yemen	"	5,740	5,270
Spain	"	15,000	8,433
Australia	"	11,000	7,125
Total	"	2,101,907	1,991,683

COMMODITY	QUANTITY		VALUE Eth. \$
	U S W T		

292.211 Shellac, seed lac,  
& other lac

Somalia	Kgs.	72	200
Italy	"	60	90
Total	"	132	290

292.220 Natural gums,  
resins &  
balzams

France	"	221,715	346,716
Germany-West	"	174,263	216,880
Italy	"	40,000	41,400
Netherlands	"	7,050	4,147
U.K.	"	75,028	144,829
United States	"	2,175	1,304
China W. Land	"	234,000	211,943
Iran	"	11,000	14,798
Iraq	"	9,100	10,346
Israel	"	308,350	358,810
Jordan	"	23,646	28,494
Pakistan	"	2,025	2,419
Singapore	"	31,658	36,815
South Yemen	"	1,848	12,412
Yemen	"	5,000	8,562
Total	"	1,146,858	1,439,875

292.400 Plants, seeds,  
flowers & parts  
of plants

Affare & Issa	"	2,386	8,371
Belgium	"	1,000	1,004
Italy	"	4,680	7,368
Saudi Arabia	"	12	70
Yemen	"	7,420	3,880
Total	"	15,498	20,693

292.410 Dhal

Affare & Issa	"	1,057,252	2,265,435
Somalia	"	1,001,575	1,592,583
Total	"	2,058,827	3,858,018

292.420 Karada, leaves

Saudi Arabia	"	1,100	2,277
Total	"	1,100	2,277

EXPORT

COMMODITY	QUANTITY		VALUE Eth.\$
	U N I T		

292.430 Senno,leaves

U.K.	Kgs.	2,050	2,868
Total	"	2,050	2,868

292.500 Seeds,fruits & spores for sowing

Affars & Issa	"	2,380	7,970
Yemen	"	2,000	1,040
Total	"	4,380	9,010

292.690 Trees,plants & leaves n.e.s.

Affars & Issa	"	4,900	11,543
France	"	2,020	1,183
Italy	"	13,000	6,832
Switzerland	"	600	685
United States	"	48	250
Saudi Arabia	"	4,500	7,871
Yemen	"	32,000	4,139
Total	"	57,068	32,503

292.700 Cut flowers & foliage

Affars & Issa	"	3,400	11,543
Total	"	3,400	11,543

292.911 Vegetable saps & extracts

Affars & Issa	"	3,150	3,188
Total	"	3,150	3,188

321.000 Coal,coke & briquettes

Affars & Issa	"	14,760	1,140
Total	"	14,760	1,140

332.120 Motor spirit

Affars & Issa	Litres.	400,000	32,477
Total	"	400,000	32,477

332.310 Gas oil(naphtha)

Affars & Issa	"	33,947,798	800,468
Total	"	33,947,798	800,468

COMMODITY	QUANTITY		VALUE Eth.\$
	U N I T		

332.619 Petroleum jelly, motor oil,white oil, other

Affars & Issa	Kgs.	125	261
Total	"	125	261

341.220 Canes, cooking (others)

Affars & Issa	"	90,827,680	2,542,320
Total	"	90,827,680	2,542,320

431.420 Bees-wax

Bulgaria	"	20,000	66,654
France	"	2,000	6,893
Greece	"	49,711	161,785
Italy	"	8,939	35,715
Netherlands	"	20,297	77,890
U.K.	"	10,001	44,500
United States	"	350,895	1,260,671
Israel	"	5,090	16,417
Japan	"	302,581	1,109,087
Total	"	769,514	2,779,612

513.280 Carbon gas

Affars & Issa	"	31,500	43,270
Total	"	31,500	43,270

514.980 Inorganic chemical products n.e.s.

Affars & Issa	"	3,100	3,720
Total	"	3,100	3,720

533.310 Prepared pigments, opacifiers, & all paints

Affars & Issa	"	100	400
Total	"	100	400

541.700 Medicaments

Kenya	"	750	9,428
Sudan	"	3,000	600
Uganda	"	5	190
Total	"	3,755	10,218

551.100 Essential oils & resinoides

Italy	"	12	808
-------	---	----	-----

## EXPORT

COMMODITY	QUANTITY		VALUE Eth.\$
	UNIT		
551.100 <u>Essential oils &amp; resinoids</u> (cont'd)			
United States	Egs.	124,291	2,199,252
Total	"	124,303	2,200,060
551.212 <u>Terpenes by products of essential oils, for use in the manufacture of lignosulfonate &amp; persulfonate resins</u>			
United States	"	12,456	227,156
Total	"	12,456	227,156
553.010 <u>Perfumery, alcoholic</u>			
Sudan	"	100	500
Total	"	100	500
554.110 <u>Soap, common, in bulk, bars or cuboids</u>			
Affare & Issa	"	50	50
Sudan	"	950	2,000
Total	"	1,000	2,050
554.120 <u>Toilet soap</u>			
Sudan	"	1,450	2,700
Total	"	1,450	2,700
554.140 <u>Liquid soap</u>			
Sudan	"	35	850
Total	"	35	850
599.210 <u>Insecticides &amp; fungicides</u>			
Israel	"	4,150	10,232
Total	"	4,150	10,232
599.320 <u>Wheat &amp; gluten flour, roasted or not</u>			
South Yemen	"	200	400
Total	"	200	400
599.531 <u>Garcin gloss &amp; liquid gum</u>			
Affare & Issa	"	240	530
Total	"	240	530

COMMODITY	QUANTITY		VALUE Eth.\$
	UNIT		
599.640 <u>Resin &amp; resin acids, spirit &amp; gum</u>			
Germany-Vest	Egs.	5,100	6,850
Italy	"	40,000	41,400
Total	"	45,100	48,250
611.400 <u>Leather of other bovine cattle, &amp; equine leather</u>			
Sweden	"	15,302	128,413
U.K.	"	785	8,146
Total	"	16,087	136,559
611.920 <u>Leather of goat &amp; kid skins</u>			
Netherlands	"	13	373
Total	"	13	373
629.112 <u>Outer tyres for motor passenger vehicles</u>			
Affare & Issa	No.	2	530
Sudan	"	12	3,500
Total	"	14	4,030
629.116 <u>Outer tyres for lorries &amp; trucks not requiring inner tubes</u>			
Sudan	"	2	725
Total	"	2	725
631.190 <u>Other wood, sawn lengthwise sliced or peeled</u>			
Sudan	"	42,000	10,500
Total	"	42,000	10,500
631.211 <u>Tempered panels &amp; sheets, made up</u>			
Affare & Issa	"	27,000	12,579
Total	"	27,000	12,579
631.212 <u>Firewood</u>			
Affare & Issa	"	16,656	17,173
Somalia	"	12,300	5,740
Total	"	28,956	22,913

EXPORT

COMMODITY	QUANTITY		VALUE Eth.\$
	U N I T		

631.420 Reconstituted wood, chips, sawdust etc. agglomerated with resins in sheets or blocks

	Kgs.		
Affars & Issa	32,745	11,336	
Kenya	1,200	300	
Yemen	101,300	45,150	
Total	135,245	56,786	

631.851 Wooden pegs or pins for use in the manufacture of footwear

Sudan	2,000	1,000	
Total	2,000	1,000	

631.890 Other wood, simply shaped or worked n.e.s.

Affars & Issa	1,028,507	244,734	
Somalia	38,490	70,780	
Sudan	660	1,686	
Italy	32,000	10,886	
Israel	120,000	33,120	
Lebanon	65,000	5,360	
Saudi Arabia	33,000	12,805	
Yemen	620,540	95,906	
Total	1,938,197	475,277	

632.100 Complete wooden packing cases, boxes, crates, drums & similar packings

Affars & Issa	7,870	6,200	
Saudi Arabia	5,931	3,916	
Total	13,801	10,116	

632.400 Builders' carpentry & joinery

Affars & Issa	230,025	221,072	
Kenya	660	132	
Total	230,685	221,204	

632.720 Household utensils of wood

Italy	558	2,873	
Total	558	2,873	

COMMODITY	QUANTITY		VALUE Eth.\$
	U N I T		

632.899 Other articles of wood

	Kgs.		
Affars & Issa	14,008	14,635	
Italy	10,388	7,555	
Total	24,396	22,190	

633.010 Cork for bottles & containers

Yemen	2,480	5,986	
Total	2,480	5,986	

641.210 Other printing & writing paper in rolls or sheets

Sudan	20	175	
Yemen	91,700	129,443	
Total	91,720	129,618	

641.300 Kraft paper & kraft paper-board

Italy	1,944	2,225	
Total	1,944	2,225	

641.530 Cardboard, mill-board & straw-board in rolls or sheets

Italy	7,000	7,000	
Total	7,000	7,000	

641.590 Other paper & paper board, in rolls or sheets

Italy	20	100	
Panama	10,530	9,323	
Total	10,550	9,423	

641.931 Corrugated paper & paperboard, in rolls or sheets

Italy	4,918	3,840	
Saudi Arabia	8,163	2,887	
Yemen	32,750	21,189	
Total	45,831	27,916	

642.110 Boxes, bags & other packings of paper

Affars & Issa	282	228	

COMMODITY	QUANTITY	VALUE Eth.\$

642.110 Books, bags & other packages of paper (cont'd)

	Egs.	QUANTITY	VALUE Eth.\$
Sudan		2,409	2,118
Belgium	"	2,900	2,900
France	"	3,336	13,057
Germany-West	"	24,908	30,613
Sweden	"	134	176
Italy	"	96,458	74,149
Netherlands	"	22,950	18,000
Spain	"	31,843	27,397
Switzerland	"	1,680	13,857
Denmark	"	15,929	18,322
Tanzania	"	6,318	5,941
Israel	"	4,658,345	14,616
Saudi Arabia	"	757,978	43,635
Yemen	"	1,479,778	119,498
Total	"	7,104,848	384,507

642.170 Box files, letter trays, folders, boxes & similar articles of paper & paperboard

Saudi Arabia	"	50,000	16,658
Total	"	50,000	16,658

651.001 Cotton yarn counts being more than 100 of man-made fibres

Japan	"	4,424	17,970
Total	"	4,424	17,970

651.031 Cotton yarn, grey or bleached, counts up to 200

Germany-West	"	10,992	88,733
Total	"	10,992	88,733

651.032 Cotton yarn, grey or bleached, counts over 200 & up to 40

Japan	"	26,299	101,114
Total	"	26,299	101,114

COMMODITY	QUANTITY	VALUE Eth.\$

651.420 Cotton thread (sewing & embroidery)

Affairs & Issa	Egs.	79	550
France	"	28	1,442
Total	"	107	1,992

652.110 Cotton gauze, grey (unbleached)

Affairs & Issa	"	700	3,601
Yemen	"	5,455	51,119
Total	"	6,155	54,720

652.120 Terry fabric, grey (unbleached)

Japan	"	720	3,602
Total	"	720	3,602

652.131 Cotton fabric, grey (unbleached) shirting & sheetings including shugaid

Sudan	Sq.m.	87,723	51,698
Yemen	"	35,444	10,020
Total	"	123,167	61,718

652.210 Cotton gauze bleached

Germany-West	Egs.	6,551	55,522
South Yemen	"	2,070	26,358
Yemen	"	3,340	40,303
Total	"	11,961	122,183

652.291 Cotton fabric sheeting & shirting bleached

Hungary	Sq.m.	732	46,575
Japan	"	10,980	7,204
Australia	"	1,357	142,830
Total	"	13,069	196,609

652.295 Cotton fabric white dyed or printed, other

Affairs & Issa	"	16,722	26,868
Total	"	16,722	26,868

EXPORT

COMMODITY	QUANTITY		VALUE Eth. \$
	U N I T		

652.296 <u>Fents of cotton fabrics bleached dyed or printed other than terry fabrics</u>			
Netherlands	Sq.m.	45,742	46,691
Total	"	45,742	46,691
653.611 <u>Fabrics of synthetic fibres not mixed with other fibres crape</u>			
Somalia	"	18,828	14,586
South Yemen	"	22,829	37,441
Yemen	"	109,872	140,582
Total	"	151,529	192,609
653.950 <u>Fabrics, woven other n.e.s.</u>			
Affars & Issa	Kgs.	510	6,622
United States	"	4,397	12,828
Japan	"	58	230
South Yemen	"	2,963	39,835
Yemen	"	7,451	136,513
Total	"	15,379	196,028
655.612 <u>Thread, other</u>			
Affars & Issa	"	1,489	2,750
Israel	"	150	1,677
Total	"	1,639	4,477
655.613 <u>Rope</u>			
Sudan	"	680	5,180
Total	"	680	5,180
656.111 <u>Jute bags for the packing of salt or sugar</u>			
Affars & Issa	No.	11,000	21,450
Total	"	11,000	21,450
656.112 <u>Bags, jute, other (new)</u>			
Yemen	"	28,000	76,359
Total	"	28,000	76,359
656.113 <u>Bags, jute other (used)</u>			
Affars & Issa	"	5,000	7,500
Total	"	5,000	7,500

COMMODITY	QUANTITY		VALUE Eth. \$
	U N I T		

656.921 <u>Other made up goods (cotton)</u>			
Affars & Issa	Egs.	110	2,000
Somalia	"	5,757	84,022
Total	"	5,867	86,022
656.924 <u>Other made up goods, synthetic fibres</u>			
Italy	"	55	100
Total	"	55	100
656.929 <u>Other made up goods, of other fibres or of mixed fibres</u>			
Somalia	"	2,581	42,418
Total	"	2,581	42,418
657.511 <u>Carpets, woollen knotted</u>			
Affars & Issa	No.	34	962
Kenya	"	140	5,270
Rwanda	"	21	320
Somalia	"	5	2,500
Finland	"	47	1,345
France	"	6	1,600
Germany-West	"	376	18,290
Greece	"	1	200
Italy	"	505	18,125
Netherlands	"	305	13,051
Sweden	"	2	250
Switzerland	"	4	1,150
U.K.	"	221	13,671
United States	"	1,096	24,308
Yemen	"	11	210
Oceania Uns.	"	19	678
Total	"	2,793	101,930
657.512 <u>Carpets, cotton knotted</u>			
Ireland	"	1	1,700
Netherlands	"	1	260
Canada	"	1	260
United States	"	11	1,847
Total	"	14	4,067

## EXPORT

COMMODITY	QUANTITY		VALUE Eth.\$
	U M I T		

657.519 Carpets, other  
knotted

France	No.	250	6,308
Germany-West	"	14	5,155
Norway	"	1	401
United States	"	1	348
Total	"	266	12,212

657.539 Rugs, cotton  
knotted

United States	"	9	2,700
Total	"	9	2,700

657.611 Carpets, woolen  
woven

Kenya	"	48	1,000
Germany-West	"	20	11,197
Italy	"	1	600
Netherlands	"	1	917
U.K.	"	2	940
United States	"	15	6,810
Asia Dev.	"	4	1,325
Total	"	91	22,789

657.612 Carpets, cotton  
woven

Kenya	"	1	300
Germany-West	"	1	5,706
Italy	"	1	660
United States	"	3	815
Total	"	6	7,541

657.639 Rugs, other  
knotted

Germany-West	"	21	960
Saudi Arabia	"	6	70
Total	"	27	1,030

657.810 Mats of vege-  
table fibres

Saudi Arabia	"	593	7,385
Total	"	593	7,385

657.820 Mattings of vege-  
table fibres

Sudan	Egs.	8,600	8,005
-------	------	-------	-------

COMMODITY	QUANTITY		VALUE Eth.\$
	U M I T		

657.820 Mattings of vege-  
table fibres  
(cont'd)

Israel	Egs.	2,000	1,656
Total	"	10,600	9,681

661.100 Line

Yemen	"	250,000	16,198
Total	"	250,000	16,198

661.200 Cement, portland

Affare & Issa	"	6,070,000	311,226
Iran	"	1,150,000	86,576
Saudi Arabia	"	7,550,000	495,086
South Yemen	"	1,925,000	124,110
Yemen	"	20,130,810	1,249,596
Total	"	36,825,810	2,266,594

661.220 Cement, white

Affare & Issa	"	122,000	10,350
Total	"	122,000	10,350

661.340 Mosaic cubes

Israel	"	640	725
Saudi Arabia	"	1,650	1,130
Total	"	2,290	1,855

661.820 Building water-  
ials (panels,  
boards, tiles,  
blocks etc.)

Affare & Issa	"	22,000	1,460
Saudi Arabia	"	27,000	5,600
Total	"	49,000	7,060

662.310 Heat-insulating  
bricks, blocks,  
tiles & other

Affare & Issa	"	231,580	23,240
Netherlands	"	56,000	4,097
Total	"	287,580	27,337

663.829 Other friction  
materials with  
a basis of as-  
bestos

Affare & Issa	"	1,238	5,283
---------------	---	-------	-------

EXPORT

COMMODITY	QUANTITY		VALUE Eth.\$
	U N I T		

663.829	<u>Other friction materials with a basis of asbestos (cont'd)</u>			
	Total	Kgs.	1,238	5,283
664.030	<u>Sheet glass, plain</u>			
	Affars & Issa	Sq.m.	1,105	770
	Total	"	1,105	770
664.600	<u>Bricks, tiles slabs squares &amp; other construction materials of pressed glass</u>			
	Affars & Issa	Kgs.	6,270	18,473
	Total	"	6,270	18,473
665.110	<u>Commercial containers of glass</u>			
	Sudan	"	478,447	351,691
	Total	"	478,447	351,691
665.200	<u>Glassware(used for table,kitchen toilet &amp; indoor decoration)</u>			
	Sudan	"	1,587	16,305
	Total	"	1,587	16,305
665.899	<u>Other articles of glass n.e.s.</u>			
	Yemen	"	91,560	45,134
	Total	"	91,560	45,134
666.400	<u>Porcelain or china household ware</u>			
	Sudan	"	220	3,280
	Total	"	220	3,280
666.500	<u>Household ware of other ceramic materials</u>			
	Sudan	"	483	1,980
	China M.Land	"	583	800
	Saudi Arabia	"	6,993	5,120
	Total	"	8,059	7,900

COMMODITY	QUANTITY		VALUE Eth.\$
	U N I T		

691.110	<u>Doors, windows &amp; fittings of iron &amp; steel</u>			
	Affars & Issa	Kgs.	78,730	111,326
	Total	"	78,730	111,326
691.190	<u>Plates, strip rods angles &amp; sections (prepared for use in structures of iron &amp; steel)</u>			
	Greece	"	2,303	60
	Total	"	2,303	60
691.210	<u>Aluminium door &amp; window frames</u>			
	Affars & Issa	"	12,472	27,698
	Total	"	12,472	27,698
691.290	<u>Aluminium structure complete or incomplete, mobile houses, hangars, hen &amp; dog house</u>			
	Affars & Issa	"	42,764	54,605
	Total	"	42,764	54,605
692.139	<u>Reservoirs, tanks, vats &amp; similar containers, of aluminium, of a capacity exceeding 100 litres, other</u>			
	Affars & Issa	No.	6	19,499
	Total	"	6	19,499
692.310	<u>Gas cylinders (of iron &amp; steel)</u>			
	Affars & Issa	Kgs.	5,020	7,920
	Nigeria	"	22,500	32,060
	Total	"	27,520	39,980
693.320	<u>Wire gauze netting(copper)</u>			
	Affars & Issa	"	59	475
	Total	"	59	475
695.230	<u>Blow lamps, portable forges &amp; other hand tools n.e.s.</u>			
	Yemen	"	70	1,400

## EXPORT

COMMODITY	QUANTITY		VALUE Eth.\$
	UNIT		

695.730 <u>Blow lamps, portable forges &amp; other hand tools n.e.s. (cont'd)</u>			
Total	Kgs.	70	1,400

696.010 <u>Envers</u>			
Affare & Issa	"	10	69
Total	"	10	69

696.030 <u>Knives &amp; razor blades</u>			
Kenya	"	60	350
Total	"	60	350

696.050 <u>Other articles of cutlery</u>			
Kenya	"	50	4,000
Germany-Fest	"	52	381
Switzerland	"	34	750
U.K.	"	140	1,630
Total	"	276	6,761

696.060 <u>Spoons, forks &amp; similar table or kitchenware</u>			
Sudan	"	1,160	1,400
Total	"	1,160	1,400

697.219 <u>Domestic utensils of iron &amp; steel, other</u>			
Affare & Issa	"	40	50
France	"	100	1,230
U.K.	"	73	307
United States	"	78	232
China W. Land	"	97	7,531
Total	"	388	9,350

697.731 <u>Builders' sanitary appliances &amp; fittings, of aluminium</u>			
Affare & Issa	"	5,687	24,431
Sudan	"	70	3,500
Togo-Lavie	"	379	2,017
Total	"	6,136	29,948

COMMODITY	QUANTITY		VALUE Eth.\$
	UNIT		

697.239 <u>Other utensils of aluminium (domestic)</u>			
Affare & Issa	Kgs.	1,996	6,840
Sudan	"	185	1,200
Italy	"	910	300
Total	"	3,091	8,340

698.112 <u>Other door &amp; window locks &amp; keys</u>			
Affare & Issa	"	100	465
Total	"	100	465

698.122 <u>Fittings for doors, windows &amp; staircases of base metal</u>			
Affare & Issa	"	365	710
Yemen	"	14,500	6,835
Total	"	14,865	7,545

698.200 <u>Safes, strong- rooms, strong- boxes &amp; fittings of base metal</u>			
Affare & Issa	Kgs.	120	280
Total	"	120	280

717.139 <u>Other auxiliary machine parts &amp; accessories</u>			
Somalia	"	471	1,000
Total	"	471	1,000

729.110 <u>Primary cells &amp; batteries</u>			
Yemen	Doz.	35	16,345
Total	"	35	16,345

812.200 <u>Yash-basins &amp; similar sanitary fittings, of certain materials</u>			
Affare & Issa	Kgs.	695	3,970
Total	"	695	3,970

821.011 <u>Chairs &amp; other seats of metal &amp; parts</u>			
Affare & Issa	No.	169	11,367

EXPORT

COMMODITY	QUANTITY		VALUE Eth.\$
	U N I T		

COMMODITY	QUANTITY		VALUE Eth.\$
	U N I T		

821.011 Chairs & other seats of metal & parts (cont'd)

Total No. 169 11,367

821.012 Chairs & other seats of wood, bamboo, cane or rush, & parts

Affars & Issa	"	1,018	70,369
Italy	"	50	1,290
United States	"	6	1,137
Israel	"	12	1,100
Japan	"	2	120
Yemen	"	49	120
Total	"	1,137	74,136

821.014 Furniture plastic

Affars & Issa	"	8	496
Total	"	8	496

821.030 Furnishing, stuffed & mattresses

Affars & Issa	"	35	1,373
Total	"	35	1,373

821.090 Beds, canvas

Affars & Issa	"	52	3,879
Total	"	52	3,879

821.091 Furniture, stand-hall

Affars & Issa	"	1	500
Total	"	1	500

821.092 Furniture, other & parts

Italy	"	129	250
Total	"	129	250

831.420 Handbags of leather or composition leather

Sudan	"	60	996
Total	"	60	996

831.430 Purses & wallets of leather or composition leather

Japan	No.	1	35
Total	"	1	35

831.590 Other cases of artificial plastic & vulcanized fibre

Affars & Issa	Kgs.	110,000	4,135
Total	"	110,000	4,135

841.112 Shirts, cotton, (men's & boys')

Italy	No.	4,600	14,590
Total	"	4,600	14,590

841.113 Outer garments, other, cotton (men's & boys)

Sudan	"	15	150
Germany-West	"	40	400
Italy	"	1,000	3,900
U.K.	"	15	150
United States	"	7	91
Saudi Arabia	"	24	250
Yemen	"	48	144
Total	"	1,149	5,085

841.115 Outer garments, other, synthetic fibres

U.K.	"	17	174
Total	"	17	174

841.121 Outer garments of other fibres

Sudan	No.	23	575
Total	"	23	575

841.122 Outer garments, cotton (women's girls & infants)

Sudan	"	100	5,000
U.A.R.	"	6,000	18,630
Italy	"	4	240
United States	"	5	31

COMMODITY	UNIT	QUANTITY	VALUE
			Eth.\$

841.122 Outer garments,  
cotton (women's  
girls & infants  
(cont'd)

Saudi Arabia	No.	450	2,691
Total	"	6,559	26,592

841.132 Inner garments,  
cotton (men's &  
boys')

Affare & Issa	Dog.	11	100
Saudi Arabia	"	290	2,225
Yemen	"	500	4,502
Total	"	801	6,827

841.272 Scarves

Kenya	"	14	850
Total	"	14	850

841.473 Socks & stockings,  
long, synthetic  
fibres (knitted)

Sudan	"	100	1,100
Total	"	100	1,100

841.432 Under garments,  
cotton (knitted)

Sudan	"	110	4,875
Yemen	"	15	900
Total	"	125	5,775

841.441 Outer garments,  
knitted, pure  
silk

Sudan	No.	445	2,225
Total	"	445	2,225

841.442 Outer garments,  
cotton (knitted)

Sudan	"	220	1,975
Italy	"	1,158	10,400
United States	"	4	34
Total	"	224	12,409

841.443 Outer garments,  
synthetic fibres  
(knitted)

Sudan	"	100	500
Yemen	"	414	4,059
Total	"	514	4,559

841.445 Outer garments,  
other fibres  
(knitted)

Sudan	No.	3,297	27,930
United States	"	7,516	43,775
Saudi Arabia	"	900	5,796
Yemen	"	1,708	5,237
Total	"	13,421	82,738

851.020 Leather shoes

Sudan	Pair	2,294	26,490
Yemen	"	13,182	88,536
Total	"	15,476	115,026

851.022 Sandals, open  
type having  
soles or upper  
of leather

Yemen	"	1,300	6,100
Total	"	1,300	6,100

851.090 Other shoes

Sudan	"	633	8,560
Yemen	"	360	1,944
Total	"	993	10,504

892.110 Books, pamphlets  
& leaflets,  
printed

Canada	Kgs.	12	2,300
India	"	100	400
Total	"	108	2,700

892.991 Showcards, post-  
ers, picture  
books & other  
printed matters  
for advertising

Affare & Issa	"	270	3,528
Kenya	"	3	235
Italy	"	106	80
Netherlands	"	10	125
United States	"	814	162
Total	"	1,203	4,130

892.999 Printed matter  
B.A.S.A.

Affare & Issa	"	131	50
---------------	---	-----	----

EXPORT

COMMODITY	QUANTITY		VALUE Eth.\$
	U N I T		

892.999 Printed matter  
n.e.s.(cont'd)

Kenya	Kgs.	2,489	340
Sudan	"	2,260	500
Uganda	"	41	80
France	"	50	100
Germany-West	"	180	160
Greece	"	4,840	7,371
Italy	"	46	323
Switzerland	"	32	404
U.K.	"	2,644	8,605
United States	"	126,517	1,172
China M.Land	"	572	500
Saudi Arabia	"	83	200
Misecel. Uns.	"	26	100
Total	"	139,911	19,905

893.090 Articles of arti-  
ficial plastic  
materials n.e.s.

Affars & Issa	"	2,205	7,955
Somalia	"	66	300
Sudan	"	16	77
Netherlands	"	261	2,479
Yemen	"	2,260	13,381
Total	"	4,808	24,192

893.091 Plastic sheets  
cut to shape  
including sponge

Affars & Issa	"	310	1,181
Total	"	310	1,181

894.230 Toys, other  
n.e.s.

Italy	"	1,265	196
United States	"	29	1,310
Total	"	1,294	1,506

895.212 Pens, ballpoint

Sudan	Doz.	830	1,000
Total	"	830	1,000

895.990 Stationery supp-  
lies n.e.s.

Affars & Issa	Kgs.	186	583
Total	"	186	583

COMMODITY	QUANTITY		VALUE Eth.\$
	U N I T		

896.050 Collections of  
zoological,  
historical etc.

Belgium	Kgs.	93	544
Total	"	93	544

896.090 Naturalist  
collections,  
other

Cameroun	"	15	170
Affars & Issa	"	14,513	24,043
Gambia	"	700	100
Ghana	"	180	840
Guinea	"	300	300
Kenya	"	1,399	8,743
Morocco	"	330	500
South Africa	"	2,360	70
Sudan	"	800	950
Austria	"	50	160
Bulgaria	"	170	160
Denmark	"	191	500
Finland	"	60	300
France	"	2,162	18,330
Germany-West	"	38,555	37,818
Greece	"	1,282	450
Italy	"	21,847	23,699
Netherlands	"	2,678	28,169
Norway	"	5,701	2,950
Spain	"	193	150
Sweden	"	2,621	5,150
Switzerland	"	440	1,020
U.K.	"	8,986	8,829
Europe Uns.	"	146	200
Canada	"	831	5,325
United States	"	38,675	135,754
India	"	220	200
Japan	"	2,377	1,130
Jordan	"	200	100
Saudi Arabia	"	304	1,785
Yemen	"	1,111	3,244
Australia	"	1,475	7,125
New Zealand	"	149	100
Total	"	151,021	318,366

## EXPORT

COMMODITY	QUANTITY		VALUE Eth. \$
	UNIT		

097.111 Jewellery, gold

Italy	Kgs.	6	185
Norway	"	3	576
Switzerland	"	1	104
United States	"	51	1,061
Total	"	61	1,926

097.112 Jewellery, silver

Kenya	"	1	125
Switzerland	"	2	50
U.K.	"	4	100
United States	"	10	145
Total	"	17	420

097.210 Jewellery-imitation plastic

Kenya	"	3	96
Total	"	3	96

097.230 Jewellery-imitation silver

Germany-West	"	120	2,525
Italy	"	60	144
U.K.	"	15	40
United States	"	240	5,083
Total	"	435	7,792

099.130 Irony articles

Kenya	"	15	400
Total	"	15	400

099.999 Manufactured articles n.e.c.

United States	"	50	1,600
Total	"	50	1,600

931.000 Miscellaneous articles

Affairs & less	"	4,991	2,600
Gabon	"	100	25
Ghana	"	2	10
Kenya	"	13	33
Liberia	"	71	70
Senegal	"	70	35
Sudan	"	10	100

COMMODITY	QUANTITY		VALUE Eth. \$
	UNIT		

931.000 Miscellaneous articles (cont'd)

Austria	Kgs.	37	90
Belgium	"	20	20
France	"	10	20
Germany-West	"	231	449
Greece	"	5	35
Italy	"	324	85
Netherlands	"	12	45
Spain	"	6	5
Sweden	"	45	20
Switzerland	"	128	1,070
U.K.	"	121	535
Yugoslavia	"	13	47
U.S.A.	"	87	330
America Cen.	"	30	20
Hong Kong	"	2	25
India	"	1	5
Japan	"	762	282
Saudi Arabia	"	10	30
South Yemen	"	67	100
Yemen	"	361	402
Australia	"	22	10
Total	"	7,551	6,498

941.011 Birds (except parrots)

Netherlands	No.	190	433
Belgium	"	1,739	4,634
Denmark	"	1,318	5,099
France	"	3,715	13,750
Germany-West	"	10,062	25,435
Gibraltar	"	20	166
Italy	"	15,613	42,625
Netherlands	"	14,965	35,515
Norway	"	12	400
Spain	"	570	1,146
Switzerland	"	404	1,188
U.K.	"	12,153	28,979
United States	"	140	3,747
Venezuela	"	170	437
Israel	"	10	11,580
Japan	"	6,614	20,746

EXPORT

COMMODITY	QUANTITY	VALUE Eth.\$
	UNIT	

941.011 Birds (except parrots)  
(cont'd)

	No.		
Lebanon	135		436
Yemen	20		150
Australia	260		389
Total	68, 110		196,855

941.021 Apes

Dahomey	48		1,370
Belgium	20		1,050
Denmark	965		34,591
France	311		2,631
Germany-West	240		5,784
Italy	1,779		44,546
Netherlands	771		21,787
Norway	22		752
Spain	8		381
U.K.	1,180		26,004
Yugoslavia	280		9,564
United States	1,351		48,823
Israel	13		473
Japan	35		1,382
Total	7,023		199,138

941.022 Monkeys

Belgium	179		3,432
Denmark	139		4,790
France	28		1,009
Germany-West	100		4,383
Italy	160		6,646
Netherlands	119		3,838
Spain	8		273
U.K.	1,100		27,248
U.S.S.R.	863		96,317
United States	159		5,482
Israel	110		2,727
Japan	150		3,795
Total	3,115		159,940

941.040 Camels

Saudi Arabia	723		174,611
Total	723		174,611

COMMODITY	QUANTITY	VALUE Eth.\$
	UNIT	

941.050 Dogs

	No.		
Germany-West	1		50
Italy	1		10
Total	2		60

941.080 Lions

Liberia	2		375
France	1		200
Greece	2		500
Italy	3		2,484
U.K.	75		1,698
Total	83		5,457

941.090 Wild animals  
B.S.R.

Italy	2		745
Switzerland	7		300
United States	107		7,007
Japan	36		8,824
Total	152		16,876

Grand Total 494,865,490

## RE-EXPORT

COMMODITY	QUANTITY	VALUE Eth.\$

111.010	<u>Water, including spa waters &amp; aerated waters; ice &amp; snow mineral</u>		
	Italy	2,920	
	U.K.	700	
	United States	432	
	Total	4,052	
111.020	<u>Ice made &amp; flav- oured waters</u>		
	Sudan	1,500	
	Germany-West	858	
	Total	2,358	
112.129	<u>Other wine of fresh grapes flavoured with aromatic ma- terials</u>		
	Greece	200	
	Total	200	
112.159	<u>Other sparkling wines</u>		
	Texas	3,198	
	Total	3,198	
112.431	<u>Whisky, of an alcoholic strength not exceeding 50% by volume</u>		
	Sudan	51,595	
	Total	51,595	
112.432	<u>Whisky, of an alcoholic strength exceeding 50% by volume</u>		
	Saudi Arabia	46,446	
	Total	46,446	
112.441	<u>Run of an alcoholic strength not excee- ding 50% by volume</u>		
	France	1,392	
	Total	1,392	

COMMODITY	QUANTITY	VALUE Eth.\$

112.442	<u>Run of an alco- holic strength ex- ceeding 50% by volume</u>		
	U.K.	465	
	Total	465	
122.200	<u>Cigarettes</u>		
	France	21,850	
	Greece	5,439	
	Australia	4,050	
	Total	31,339	
211.990	<u>Other hides &amp; skins, undressed</u>		
	India	75	
	Total	75	
282.000	<u>Scrap &amp; waste metal of iron &amp; steel</u>		
	Affare & Issa	483	
	Total	483	
332.110	<u>Aviation benzine</u>		
	India	5	
	Total	5	
332.120	<u>Motor spirit</u>		
	Affare & Issa	1,789	
	Total	1,789	
332.619	<u>Petroleum, jelly other</u>		
	Affare & Issa	2,511	
	Total	2,511	
512.980	<u>Organic chemi- cals for in- dustrial</u>		
	Kenya	330	
	Total	330	
533.100	<u>Colouring matter S.S.S.</u>		
	Affare & Issa	1,041	
	Total	1,041	

RE-EXPORT

COMMODITY	QUANTITY	VALUE Eth.\$
533.310 <u>Prepared pigments, opacifiers enamels glazes lustres &amp; all paints</u>		
Affars & Issa		100
Total		100
541.700 <u>Medicaments (incl.veterinary medicaments)</u>		
U.S.S.R.		100
Miscel. Uns.		400
Total		500
553.030 <u>Incense (other than natural)</u>		
Israel		616
Total		616
553.040 <u>Dentifrices dental powder &amp; mouth washes</u>		
Sudan		100
Total		100
554.120 <u>Toilet Soap</u>		
Sudan		6,342
Total		6,342
599.250 <u>D.D.T. in mineral oil solution</u>		
Affars & Issa		25
Total		25
599.790 <u>Anti-knock pre- parations,rust preventer &amp; simi- lar additive for mineral oils</u>		
Affars & Issa		177
Total		177
621.060 <u>Hardened rubber in bulk,plates sheets, strips rods &amp; powder of hardened rubber</u>		
Affars & Issa		78
Ghana		20
Total		98

COMMODITY	QUANTITY	VALUE Eth.\$
629.112 <u>Outer tyres for motor passenger vehicles light delivery vans &amp; motor cycles</u>		
Sudan		2,649
Total		2,649
629.114 <u>Outer tyres for aircraft</u>		
Germany-West		3,200
Italy		40
Total		3,240
629.119 <u>Outer tyres other</u>		
Yemen		500
Total		500
629.122 <u>Inner tubes &amp; flaps for mecha- nically propelled vehicles</u>		
Sudan		400
Total		400
631.890 <u>Other wood, simply shaped or worked n.c.s.s.</u>		
Affars & Issa		200
Miscel. Uns.		3,990
Total		4,190
632.899 <u>Other articles of wood</u>		
Affars & Issa		200
Total		200
642.200 <u>Envelopes,writ- ing-blocks,letter pads &amp; similar paper stationery</u>		
China N.Land		530
Total		530
654.030 <u>Trimmings tapes etc,not elastic</u>		
Cameroun		7
Madagascar		25
Niger		18
Tanzania		50

## RE-EXPORT

COMMODITY	QUANTITY	VALUE Eth.\$
	UNIT	
654.030 <u>Trimings tapes etc. not elastic (cont'd)</u>		
Lebanon		67
Total		167
656.111 <u>Jobs bags for the packing of salt or soda</u>		
Yemen		27,399
Total		27,399
661.200 <u>Cement, portland</u>		
Affare & Issa		4,430
Total		4,430
661.220 <u>Cement, white</u>		
Affare & Issa		50
Total		50
661.290 <u>Cement, other</u>		
Affare & Issa		623
Total		623
665.200 <u>Glassware (used for table, kitchen toilet &amp; indoor decoration)</u>		
Ghana		800
France		3,000
Greece		300
United States		800
Total		4,900
666.500 <u>Household ware of other ceramic materials</u>		
Greece		506
Total		506
673.100 <u>Wire, rod, of iron &amp; steel</u>		
Affare & Issa		600
Total		600
673.600 <u>Angles, shapes &amp; sections of iron &amp; steel</u>		
Affare & Issa		898
Total		898

COMMODITY	QUANTITY	VALUE Eth.\$
	UNIT	
674.090 <u>Plates sheets other of iron &amp; steel</u>		
Affare & Issa		1,940
Total		1,940
676.000 <u>Nails &amp; railway track construc- tional material of iron &amp; steel</u>		
Affare & Issa		1,788
Total		1,788
678.000 <u>Tube-pipes &amp; fittings of iron &amp; steel</u>		
Affare & Issa		104
Zambia		57,192
Total		57,296
691.120 <u>Structures, assemble or unassemble of iron &amp; steel</u>		
Affare & Issa		36
Total		36
691.290 <u>Aluminium struc- ture complete or incomplete mobile houses, hangars, ben &amp; dog house</u>		
Japan		120
Total		120
692.111 <u>Reservoirs, tanks &amp; vats of a capa- city exceeding 100 litres (of iron &amp; steel) use with water supply</u>		
Affare & Issa		41
Total		41
692.211 <u>Iron &amp; steel drums</u>		
Affare & Issa		4,441
Total		4,441

RE-EXPORT

COMMODITY	QUANTITY	VALUE
	UNIT	Eth.\$

692.290 Metal containers  
other (for storage  
& transport)

Affars & Issa 3,936  
Total 3,936

692.310 Gas cylinders  
(of iron &  
steel)

Affars & Issa 80,668  
South Yemen 250  
Total 80,918

693.110 Stranded wire,  
cable, cordage  
& rope (of iron  
& steel)

Affars & Issa 380  
Total 380

693.990 Wire products  
other

Affars & Issa 200  
Total 200

694.121 Nails, tacks,  
staples & studs  
of copper

Affars & Issa 15  
Total 15

694.221 Bolts, rivets,  
nuts & washers  
(copper)

Kenya 10  
Total 10

695.100 Hand tools (for  
use in agricul-  
ture & forestry)

Affars & Issa 1,030  
Total 1,030

695.230 Blow lamps,  
portable forges  
& other hand  
tools n.e.s.

Affars & Issa 682  
France 8,330  
Total 9,012

COMMODITY	QUANTITY	VALUE
	UNIT	Eth.\$

695.240 Interchangeable  
tools for hand  
& machine tools

Affars & Issa 240  
Total 240

697.110 Domestic stoves,  
ranges, cookers  
& similar heat-  
ing elements,  
(non-electric)

Somalia 5,916  
Uganda 561  
U.K. 7,980  
United States 2,733  
Total 17,190

697.120 Domestic cooking  
& heating appara-  
tus of copper (non-  
electric)

Affars & Issa 1,519  
Total 1,519

697.239 Other utensils  
of aluminium  
(domestic)

Ghana 283  
Nigeria 2,206  
Tanzania 80  
Belgium 232  
Germany-West 400  
Greece 3,446  
Italy 2,800  
U.K. 680  
United States 5,323  
Israel 25,340  
Total 40,790

698.112 Other door &  
window locks  
& keys

Affars & Issa 24  
Total 24

## RE-EXPORT

COMMODITY	QUANTITY	VALUE Eth.\$
	UNIT	

690.119 Frames with  
locks, for hand-  
saws, trunks or  
the like & parts  
thereof, of base  
metal

United States 1,004  
Total 1,004

690.850 Stoppers, crown  
corks, bottle  
caps, seals &  
rings, of base  
metal

Affairs & Issa 60  
Total 60

690.870 Soldering &  
welding rods

Affairs & Issa 14,060  
Total 14,060

711.410 Internal combus-  
tion piston  
engines for  
aircraft

U.S.A. 35,000  
South Yemen 128,000  
Yemen 75,000  
Total 238,000

711.420 Jet & gas turbine  
engines for air-  
craft

Kenya 8,000  
United States 1,624  
South Yemen 30,000  
Total 39,624

711.920 Other engines  
& motor

Affairs & Issa 3,000  
Kenya 2,899  
Denmark 3,987  
Iran 139,415  
South Yemen 52,500  
Total 201,801

COMMODITY	QUANTITY	VALUE Eth.\$
	UNIT	

712.290 Harvesting &  
threshing, straw  
& fodder presses,  
hay or grass mowers  
& other winnowing  
machinery

Yemen 895  
Total 895

712.390 Other dairy  
machinery

Italy 7,410  
Total 7,410

712.510 Agricultural  
tractors & parts

Botswana 52,088  
Affairs & Issa 1,000  
Sudan 2,000  
United States 24,490  
Total 79,578

714.110 Typewriters

Mauritius 300  
Total 300

714.120 Cheque-writing  
machines

U.K. 2,666  
Total 2,666

714.210 Accounting  
machines

Kenya 200  
Switzerland 1,000  
U.K. 1,158  
China N. Land 665  
Total 3,023

714.920 Parts & accesso-  
ries for office  
machines n.e.c.

Zambia 4,868  
France 10,450  
Germany-West 20  
Total 15,338

RE-EXPORT

COMMODITY	QUANTITY	VALUE Eth.\$
	UNIT	
717.150 <u>Textile bleaching, laundry, dyeing, wrapping &amp; other machines n.e.s.</u>		
Yemen		942
Total		942
717.310 <u>Domestic sewing machines &amp; parts (including needles)</u>		
Saudi Arabia		1,910
Total		1,910
718.110 <u>Machinery for cellulose pulp, paper &amp; paper-board &amp; appliances</u>		
Yemen		3,521
Total		3,521
718.310 <u>Machinery for milling grain &amp; appliances</u>		
Affars & Issa		2,303
Total		2,303
718.399 <u>Machinery for food processing &amp; appliances</u>		
Sudan		3,040
Total		3,040
718.423 <u>Machinery for boring, drilling n.e.s. &amp; appliances</u>		
Kenya		100,402
Somalia		2,957
Switzerland		2,013
Total		105,372
718.429 <u>Machinery other excavating, leveling &amp; extracting</u>		
Zambia		199,152
Yemen		116,569
Total		315,721

COMMODITY	VALUE	VALUE Eth.\$
	UNIT	
718.519 <u>Machinery for mixing, separating, washing earth, oils, solid mineral, forming foundry moulds of sand &amp; others</u>		
Affars & Issa		9,466
Total		9,466
719.214 <u>Pumps for the raising of underground water &amp; appliances</u>		
Yemen		5,306
Total		5,306
719.222 <u>Airpumps, vacuum pumps &amp; air or gas compressors; fans blowers &amp; the like (for road motor vehicles)</u>		
Sudan		28,500
Total		28,500
719.314 <u>Lifting, mobile &amp; handling, loading apparatus</u>		
Affars & Issa		7,664
Total		7,664
719.319 <u>Cranes, teleferics, pulley-tackle, belt conveyor other B.S.S.</u>		
Switzerland		118,403
Total		118,403
719.520 <u>Machine tools for working wood, cork, bone, hard artificial plastic materials &amp; appliances</u>		
Affars & Issa		10,280
Belgium		7,698
Total		12,978

COMMODITY	QUANTITY		VALUE Eth.\$
	UNIT		
719.609 <u>Other machinery</u> <u>for cleaning</u> <u>bottles &amp; sealing</u> <u>or labelling</u> <u>bottles caps etc.</u> <u>&amp; wrapping machinery</u>			
United States		915	
Total		915	
719.630 <u>Machines for</u> <u>weighing &amp;</u> <u>checking</u>			
Affars & Issa		800	
Yemen		3,338	
Total		4,138	
719.640 <u>Railway &amp; tramway</u> <u>track fixtures &amp;</u> <u>fittings, mechanical</u> <u>equipment</u>			
Affars & Issa		200	
Total		200	
719.990 <u>Machinery parts</u> <u>U.S.S.R.</u>			
Italy		2,512	
U.K.		8,859	
Total		11,371	
722.110 <u>Electric gener-</u> <u>ators &amp; app-</u> <u>liances</u>			
Sudan		20,000	
Total		20,000	
722.120 <u>Electric branch</u> <u>circuits</u>			
Affars & Issa		957	
Total		957	
722.290 <u>Other electrical</u> <u>apparatus for</u> <u>making &amp; breaking</u> <u>electrical circuits</u>			
Tanzania		2,515	
France		6,940	
Total		9,455	

COMMODITY	QUANTITY		VALUE Eth.\$
	UNIT		
723.100 <u>Electric wire,</u> <u>cable, &amp; bare</u> <u>(insulated)</u>			
Zambia		3,384	
Total		3,384	
724.100 <u>Television broad-</u> <u>cast receivers</u>			
Ghana		2,997	
Kenya		1,053	
Sudan		604	
U.A.R.		1,439	
Zambia		946	
Greece		948	
India		4,815	
Israel		5,914	
Total		18,716	
724.210 <u>Radio broadcast</u> <u>receivers &amp;</u> <u>radiograms com-</u> <u>bined with tape</u>			
Tanzania		1,698	
U.K.		10,680	
United States		205	
Total		12,583	
724.230 <u>Radio receiver</u> <u>transmitters</u>			
India		463	
Total		463	
724.250 <u>Radio spare</u> <u>parts</u>			
Japan		22,000	
Total		22,000	
724.260 <u>Radio sets,</u> <u>domestic</u>			
U.K.		102	
Total		102	
724.290 <u>Radio broadcast</u> <u>receivers</u>			
U.S.S.R.		1,000	
Total		1,000	

RE-EXPORT

COMMODITY	QUANTITY	VALUE Eth.\$
	UNIT	
724.920 <u>Microphones, loudspeakers &amp; amplifiers</u>		
Greece		2,419
Israel		1,927
Australia		318
Total		4,664
724.992 <u>Television cameras &amp; transmission apparatus</u>		
U.K.		5,000
India		50
Total		5,050
724.993 <u>Radio broadcast transmission apparatus</u>		
Japan		40,996
Total		40,996
725.010 <u>Domestic refrigerators (electric) &amp; parts</u>		
United States		172
Israel		3,372
Total		3,544
725.055 <u>Electric coffee-makers</u>		
Italy		36
Yemen		5,100
Total		5,136
725.057 <u>Electric hair-dryers</u>		
Italy		30
Total		30
725.059 <u>Electric space heating equipment other</u>		
Affars & Issa		614
Total		614
729.110 <u>Primary cells &amp; batteries</u>		
Uganda		1,200
Total		1,200

COMMODITY	QUANTITY	VALUE Eth.\$
	UNIT	
729.210 <u>Electric filament lamps, not exceeding 75 watts</u>		
Affars & Issa		112
Total		112
729.290 <u>Fluorescent light bulbs, tubes &amp; other electric lamps, n.e.s.</u>		
Italy		400
Total		400
729.520 <u>Electricity supply metres, other</u>		
Norway		4,600
Total		4,600
729.920 <u>Industrial &amp; laboratory electric furnaces, ovens &amp; electric welding, brazing, soldering &amp; cutting apparatus</u>		
Israel		5,230
Total		5,230
729.990 <u>Other electrical goods &amp; apparatus n.e.s.</u>		
Affars & Issa		3,250
Nigeria		3,024
United States		5,763
Yemen		52,986
Total		65,023
731.310 <u>Railway locomotives, diesel</u>		
Affars & Issa		7,000
Italy		35,854
Total		42,854
731.320 <u>Railway locomotives, other</u>		
Affars & Issa		4,513
Total		4,513

## RE-EXPORT

COMMODITY	QUANTITY		VALUE Eth. \$
	QTY	UNIT	

731.700 <u>Parts of railway &amp; tramway locomotives</u>			
Affare & Issa			30,921
Total			30,921

731.110 <u>Passenger motor vehicles (net weight not exceeding 1000 kgs.)</u>			
Saudi Arabia			4,000
Wissal, Uss.			6,000
Total			10,000

731.120 <u>Passenger motor vehicles (where the net weight exceeds 1000 kgs.)</u>			
Affare & Issa			13,385
Sudan			16,667
India			6,885
Saudi Arabia			9,729
Australia			12,140
Total			58,806

731.130 <u>Land rovers, jeeps &amp; similar vehicles</u>			
Kenya			6,000
Sudan			3,000
Total			9,000

731.150 <u>Lowries &amp; trucks, pick-ups (having capacity exceeding 1000 kgs.)</u>			
Saudi Arabia			22,500
Total			22,500

731.170 <u>Dumper</u>			
Sudan			30,000
Total			30,000

731.700 <u>Chassis with engines fitted, other</u>			
Saudi Arabia			41,913
Total			41,913

COMMODITY	QUANTITY		VALUE Eth. \$
	QTY	UNIT	

732.891 <u>Parts &amp; accessories for road tractors</u>			
Affare & Issa			16,275
United States			107,090
Total			123,365

732.899 <u>Other parts &amp; accessories for road motor vehicles</u>			
Affare & Issa			6,189
Kenya			298
Sudan			3,015
Germany-West			270
U.K.			150
U.S.S.R.			60,335
United States			16,076
Total			86,333

732.910 <u>Motor cycles</u>			
Saudi Arabia			120
Total			120

732.920 <u>Spares &amp; accessories for motor cycles</u>			
Italy			5
Total			5

733.122 <u>Spares &amp; accessories for invalid carriages</u>			
Affare & Issa			252
Total			252

733.300 <u>Agricultural trailers</u>			
Affare & Issa			1,108
Total			1,108

733.310 <u>Carts &amp; trailer wagons &amp; parts (for the collection of refuse)</u>			
Affare & Issa			310
Total			310

733.320 <u>Other carts, trailers &amp; parts</u>			
Affare & Issa			5,970

RE-EXPORT

COMMODITY	QUANTITY	VALUE Eth. \$
	UNIT	

733.320 Other carts,  
trailers &  
parts (cont'd)

Total 5,970

734.100 Aircraft

Netherlands 201,544

Poland 330,600

Total 532,144

734.920 Parts of air-  
craft

Ghana 308,766

Guinea 7,869

Kenya 124,060

Nigeria 48,906

Sudan 130,806

Tanzania 2,382

U.A.R. 63,154

Uganda 225,905

Belgium 145,877

France 251,959

Germany-West 588,752

Greece 322,579

Italy 222,760

U.K. 408,411

United States 790,808

China M.Land 67,908

India 33,265

Israel 86,903

Lebanon 20,833

Saudi Arabia 22,616

South Yemen 198,527

Yemen 404,258

Miscel. Uns. 6,470

Total 4,483,774

735.990 Ships, boats  
etc. Parts

United States 100

Saudi Arabia 2,540

Miscel. Uns. 4,934

Total 7,574

COMMODITY	QUANTITY	VALUE Eth. \$
	UNIT	

812.100 Central-heating  
apparatus, ra-  
diators & parts  
thereof (not  
electrical)

Affars & Issa 410

U.K. 450

Total 860

812.200 Wash-basins &  
similar sani-  
tary fittings,  
of ceramic  
materials

Affars & Issa 1,120

Total 1,120

821.012 Chairs & other  
seats of wood,  
bamboo, cane or  
rush, & parts

Affars & Issa 30

U.A.R. 1,053

Total 1,083

821.020 Medical furni-  
ture (hospital  
beds, operating  
tables etc.)

Sweden 275

Total 275

841.113 Outer garments,  
other, cotton  
(men's & boys)

Germany-West 178

U.K. 646

Total 824

841.115 Outer garments,  
other, synthetic  
fibres

Ghana 158

Sudan 17

France 320

Germany-West 34

Greece 620

Italy 2,008

United States 2

Total 3,209

## RE-EXPORT

COMMODITY	QUANTITY	VALUE

COMMODITY	QUANTITY	VALUE

841.119 Outer garments, of other fibres  
 U.K. 1,274  
 Total 1,274

841.442 Outer garments cotton (knitted)  
 Nigeria 241  
 France 45  
 Total 286

841.223 Spectacles, pin noses, large eyes, goggles & the like, (barrel frames of base metal)  
 Affairs & Issa 557  
 Total 557

841.350 Binoculars per fracting telescopes & other astronomical instruments  
 United States 1,000  
 Total 1,000

841.400 Photographic camera & flash light apparatus  
 United States 12,273  
 Total 12,273

841.919 Surveying, hydrographic, marine, topographical instruments & magnetic compasses, etc. other  
 Swedland 2,792  
 France 3,966  
 Germany-West 100  
 United States 390  
 Total 7,248

841.931 Checking & measuring instruments, gages, gauges & machines  
 Greece 533  
 Total 533

841.939 Drawing, marking-out & mechanical calculating instruments, drafting machines & the like  
 France 9,027  
 Total 9,027

841.982 Instruments, other than mechanical for the control of manufacturing operations  
 U.K. 530  
 Total 530

844.229 Clocks, other  
 Affairs & Issa 560  
 Total 560

891.111 Gramophones, & record players  
 Greece 393  
 Total 393

891.112 Tap or wire recorders  
 Germany-West 4,806  
 Sweden 500  
 Switzerland 1,000  
 United States 828  
 India 663  
 Israel 2,337  
 Australia 836  
 Total 10,970

891.120 Other parts & accessories of gramophones, tape recorders & sound recorders  
 Ghana 248  
 France 340  
 Total 588

**RE-EXPORT**

COMMODITY	QUANTITY		VALUE Eth.\$
	U	N	

COMMODITY	QUANTITY		VALUE Eth.\$
	U	N	

891.210 Gramophone re-records

United States	720
Total	720

891.220 Tapes & wires

Cameroun	37
Madagascar	70
Nigeria	33
Tanzania	135
France	30
Iran	40
Lebanon	107
Total	452

891.420 Stringed musical instruments, other

Affars & Issa	800
Somalia	1,000
Germany-West	50
Total	1,850

891.430 Musical instrument, strings

Zambia	20,000
Total	20,000

891.890 Musical instruments, n.e.s.

Kenya	2,818
Total	2,818

892.991 Showcards, posters, picture books & other printed matters for advertising

Sudan	270
Germany-West	1,901
Greece	569
United States	600
Israel	6
Total	3,346

892.999 Printed matter n.e.s.

Ghana	691
Guinea	720

892.999 Printed matter n.e.s. (cont'd)

Kenya	11,132
Nigeria	486
Somalia	1,925
Sudan	180
Tanzania	739
U.A.R.	1,569
Uganda	224
Belgium	6,000
France	717
Germany-West	6,636
Greece	43,330
Italy	72,694
U.K.	10,873
United States	12,674
India	159
Saudi Arabia	500
South Yemen	1,099
Total	121,748

894.120 Carriages, for baby

Israel	184
Total	184

894.210 Toys, wheeled, for riding for children

India	20
Total	20

895.122 Paper clips

Yemen	36
Total	36

895.990 Stationery supplies n.e.s.

Affars & Issa	1,000
Total	1,000

896.090 Naturalist collections, other

United States	2,442
Total	2,442



**IMPORT**

COMMODITY	QUANTITY		VALUE Eth.\$
	U N I T		

001.410 Chickens

Cyprus	No.	6,600	4,490
Denmark	"	11,100	11,406
France	"	2,000	707
Italy	"	1,000	1,170
Netherlands	"	3,000	3,240
U.K.	"	694	3,039
United States	"	1,330	4,935
Israel	"	32,700	25,159
Total	"	580,424	54,146

001.520 Asses, donkeys

Sudan	"	10	165
Total	"	10	165

011.100 Beef

Kenya	Kgs.	1,059	4,100
France	"	816	1,859
Germany-West	"	1,236	1,962
Italy	"	57	685
Total	"	3,168	8,606

011.221 Meat of kids

Greece	"	166	350
Total	"	166	350

011.300 Pork

Denmark	"	100	7,308
France	"	454	2,080
Total	"	554	9,388

011.400 Poultry, including  
poultry offals  
other than liver

Kenya	"	384	1,805
Denmark	"	961	1,550
Germany-West	"	469	850
Greece	"	2,404	11,227
U.K.	"	798	2,440
India	"	20	145
Total	"	5,036	18,017

012.100 Bacon, ham & other  
pig meat

Kenya	"	1,155	3,805
Czechoslovak	"	600	328
Denmark	"	8,903	28,545
France	"	1,590	5,184
Germany-West	"	656	3,390

COMMODITY	QUANTITY		VALUE Eth.\$
	U N I T		

012.100 Bacon, ham &  
other pig meat  
(cont'd)

Italy	Kgs.	1,593	14,453
Netherlands	"	1,364	5,061
U.K.	"	400	738
China M. Land	"	469	855
Japan	"	35	140
Total	"	16,765	62,499

012.900 Meat & edible  
offals n.c.s.

United States	"	800	6,505
Total	"	800	6,505

013.300 Meat extracts &  
meat juices (in  
liquid, solid or  
powder form)

Ireland	"	1,758	5,390
Netherlands	"	664	2,710
Switzerland	"	1,061	9,062
U.K.	"	70	165
United States	"	2,220	3,308
Total	"	5,773	20,635

013.400 Sausages

France	"	792	2,875
Switzerland	"	3,790	18,975
U.K.	"	170	750
United States	"	1,790	4,225
Total	"	5,042	26,325

013.800 Other prepared  
or preserved  
meat

Czechoslovak	"	1,000	2,050
Denmark	"	6,069	14,292
France	"	2,708	8,943
Netherlands	"	1,475	2,487
Poland	"	441	1,651
Switzerland	"	260	1,315
U.K.	"	1,000	1,358
China M. Land	"	2,750	1,041
Japan	"	100	740
Total	"	15,803	33,877

022.110 Milk & cream  
evaporated

Kenya	"	2,100	1,260
Netherlands	"	7,603	8,762

## IMPORT

COMMODITY	QUANTITY		VALUE Eth.\$
	UNIT		
022.110 <u>Milk &amp; cream</u> <u>evaporated</u> <u>(cont'd)</u>			
Total	Kgs.	9,703	10,022
022.120 <u>Milk &amp; cream</u> <u>condensed</u>			
Kenya	"	5,250	3,075
France	"	294	1,100
Netherlands	"	29,165	42,430
U.S.S.R.	"	1,080	1,165
Total	"	35,789	47,770
022.200 <u>Milk &amp; cream</u> <u>as powder or blocks</u>			
Kenya	"	1,010	3,743
Denmark	"	182,075	529,555
France	"	16,700	55,491
Germany-West	"	2,681	1,510
Ireland	"	2,531	5,000
Italy	"	5,035	7,548
Netherlands	"	213,468	588,784
Sweden	"	6,225	24,160
Switzerland	"	20,000	53,931
U.K.	"	17,949	22,392
United States	"	126,414	313,617
Hong Kong	"	200	296
Japan	"	74,730	218,767
Singapore	"	4,245	7,406
Total	"	673,283	1,832,200
022.300 <u>Milk &amp; cream</u> <u>Fresh</u>			
Netherlands	"	6,230	6,610
Sweden	"	20	681
Total	"	6,250	7,291
022.400 <u>Milk &amp; cream</u> <u>skimmed</u>			
Denmark	"	12	16,140
France	"	448	345
Germany-West	"	4,478	3,655
Italy	"	1,459	932
Netherlands	"	4,230	9,291
U.K.	"	8,155	18,547
United States	"	172,890	72,905
Total	"	191,472	121,835
023.010 <u>Cheese (basar</u> <u>butter)</u>			
Kenya	"	2,500	6,160

COMMODITY	QUANTITY		VALUE Eth.\$
	UNIT		
023.010 <u>Cheese (basar</u> <u>butter)</u> (cont'd)			
Germany-West	Kgs.	2,500	7,427
Italy	"	150	661
Netherlands	"	471,908	461,057
Sweden	"	5,040	5,715
U.K.	"	4,155	6,377
United States	"	7,716	15,842
Ceylon	"	10,169	7,995
Japan	"	601,862	511,767
Total	"	1,106,000	1,023,001
023.091 <u>Butter, other,</u> <u>fresh</u>			
Kenya	"	775	2,065
France	"	2,200	4,795
Germany-West	"	2,729	5,100
Netherlands	"	21,067	21,844
Total	"	26,771	33,804
023.092 <u>Butter, other,</u> <u>skimmed</u>			
Kenya	"	8,782	25,819
France	"	2,106	5,143
Germany-West	"	4,986	7,415
Netherlands	"	315	1,233
Australia	"	600	2,669
Total	"	16,789	42,279
024.010 <u>Cheese, canned or</u> <u>packed</u>			
Kenya	"	5,494	13,130
Czechoslovakia	"	500	1,834
Denmark	"	15,025	48,184
Finland	"	7,282	16,333
France	"	18,319	62,021
Germany-West	"	7,783	20,730
Greece	"	221	190
Italy	"	5,305	29,838
Netherlands	"	9,257	28,918
Norway	"	1,069	4,121
Switzerland	"	9,448	43,848
U.K.	"	3,824	10,780
United States	"	4,520	14,419
Lebanon	"	1,157	2,610
Australia	"	10,774	33,238
Total	"	99,978	330,194

IMPORT

COMMODITY	QUANTITY		VALUE Eth.\$
	U N I T		
024.020 <u>Cheese, fresh</u>			
Kenya	Kgs.	928	2,182
Italy	"	66	700
Switzerland	"	87	311
Australia	"	500	2,498
Total	"	1,581	5,691
031.100 <u>Fish, fresh</u>			
Denmark	"	66	1,180
France	"	65	270
Greece	"	27	271
Total	"	158	1,721
031.200 <u>Fish, dried</u>			
Denmark	"	168	2,748
France	"	170	6,375
Germany-West	"	720	721
Greece	"	257	338
Italy	"	354	1,245
Netherlands	"	93	1,110
Spain	"	3,125	8,235
U.S.S.R.	"	1,415	4,590
Yugoslavia	"	34,860	48,727
United States	"	58	1,516
China M.Land	"	1,440	1,787
Total	"	42,660	77,392
031.320 <u>Crustaceans &amp; molluscs, salted or dried</u>			
Japan	"	276	169
Total	"	276	169
031.900 <u>Fish, for canning industry, for spawning or for aquaria</u>			
France	"	25	150
Netherlands	"	46	570
Total	"	71	720
032.011 <u>Smoked Solmon</u>			
Denmark	"	188	3,935
Germany-West	"	101	1,030
Spain	"	1,393	6,085
U.K.	"	240	4,136
U.S.S.R.	"	2,788	10,295
Total	"	4,710	25,481
032.012 <u>Sardines</u>			
Denmark	"	250	1,900
Germany-West	"	1,076	4,176

COMMODITY	QUANTITY		VALUE Eth.\$
	U N I T		
032.012 <u>Sardines (cont'd)</u>			
Hungary	Kgs.	8,000	6,510
Italy	"	920	2,180
Norway	"	800	3,245
Spain	"	439,796	188,315
U.K.	"	7,241	21,111
Yugoslavia	"	49,413	78,087
United States	"	107	135
China M.Land	"	2,145	880
Hong Kong	"	58	710
Japan	"	102,373	217,565
Total	"	612,179	524,814
032.014 <u>Caviar (fish SEE )</u>			
Denmark	"	236	509
Total	"	236	509
032.019 <u>Fish, other</u>			
France	"	10	540
Germany-West	"	120	200
Netherlands	"	7	150
Spain	"	3,500	5,210
U.K.	"	100	100
Hong Kong	"	450	847
Japan	"	23	116
Total	"	4,210	7,163
032.030 <u>Crustaceans &amp; molluscs, other</u>			
Norway	"	1,448	3,277
Japan	"	3,000	499
Total	"	4,448	3,776
041.100 <u>Wheat</u>			
France	"	1,349,900	484,406
United States	"	7,804,797	1,590,745
Australia	"	2,595,330	496,175
Total	"	11,750,027	2,571,326
041.200 <u>Wheat spelt (broken)</u>			
U.K.	"	9,570	9,080
United States	"	31,412	17,565
Miscel, Uns.	"	6,025	1,036
Total	"	47,007	27,681
042.000 <u>Rice</u>			
Sudan	"	1,300	375
Italy	"	210	285

## IMPORT

COMMODITY	QUANTITY		VALUE Eth.\$
	U N I T		
042.000 <u>Rice(cont'd)</u>			
United States	Egs.	144,020	156,294
Japan	"	669	632
Pakistan	"	35,067	26,450
Saudi Arabia	"	1,640	835
Thailand	"	50,000	19,090
Miscel. Dns.	"	2,130	790
Total	"	235,036	204,681
043.100 <u>Barley</u>			
Germany-West	"	1,425	397,730
Total	"	1,425	397,730
044.100 <u>Maize</u>			
Kenya	"	16,000	5,200
U.K.	"	290	410
United States	"	94,804	333,751
Total	"	111,094	339,361
044.700 <u>Maize meal (broken)</u>			
Germany-West	"	644,000	30,310
United States	"	4,253	3,701
Total	"	648,253	34,011
045.200 <u>Oats</u>			
Netherlands	"	6,750	8,443
United States	"	9,958	13,339
Total	"	16,708	21,782
045.910 <u>Tuff</u>			
Sudan	"	2,212,810	195,690
Total	"	2,212,810	195,690
045.920 <u>Sorghum</u>			
Sudan	"	2,137,920	331,998
Total	"	2,137,920	331,998
045.930 <u>Millet</u>			
Sudan	"	518,028	32,869
Total	"	518,028	32,869
045.990 <u>Cereals, other unmilled</u>			
India	"	840	1,638
Israel	"	700	490
Japan	"	630	1,890
Total	"	2,170	4,018
046.010 <u>Wheat flour</u>			
Germany-West	"	1,000	500
Italy	"	750	370
United States	"	56,000	249,445
Total	"	57,990	250,315

COMMODITY	QUANTITY		VALUE Eth.\$
	U N I T		
047.012 <u>Flour of other cereals</u>			
Netherlands	Egs.	2,700	3,800
U.K.	"	1,546	2,506
United States	"	102,050	36,045
Australia	"	4,120	3,745
Total	"	110,416	46,096
047.020 <u>Meal &amp; groats of other cereals</u>			
Germany-West	"	100	135
U.K.	"	4,263	1,867
United States	"	8,800	5,375
Hong Kong	"	600	892
Australia	"	1,500	2,070
Total	"	15,263	10,339
048.111 <u>Grains of wheat or meslin, germ of wheat or meslin, whole rolled, flaked or ground</u>			
Kenya	"	13,500	3,050
Germany-West	"	750	1,250
Italy	"	688	770
U.K.	"	300	155
Total	"	15,238	5,225
048.119 <u>Grain of other cereals, germ of other cere- als whole, rolled flaked or ground</u>			
Netherlands	"	4,953	6,996
United States	"	300	494
Total	"	5,253	7,490
048.120 <u>Prepared foods fr- om cereals, prep- ared break-fast foods</u>			
Kenya	"	1,930	1,557
Madagascar	"	197	687
Belgium	"	4,000	4,200
France	"	5,502	8,986
Germany-West	"	496	1,322
Italy	"	1,567	3,160
Netherlands	"	20,636	50,953
Sweden	"	3,063	308,986
Switzerland	"	587	1,910
U.K.	"	3,551	8,377
United States	"	68,345	122,646

IMPORT

COMMODITY	QUANTITY	VALUE Eth.\$
	UNIT	

048.120 Prepared foods  
from cereals,  
prepared break-  
fast foods  
(cont'd)

Hong Kong	Kgs.	570	916
India	"	3,150	3,550
Japan	"	3,822	7,031
Lebanon	"	172	518
Total	"	117,585	524,799

048.200 Malt (incl.  
malt flour)

Belgium	"	1,000,600	467,930
Denmark	"	693,420	278,060
France	"	600,000	247,620
Germany-West	"	800,000	334,515
U.K.	"	15,000	8,911
Total	"	3,109,020	1,337,036

048.300 Macaroni, spaghe-  
tti, noodles,  
vermicelli & sim-  
ilar products

Denmark	"	100	188
France	"	800	2,280
Greece	"	7,900	5,906
Italy	"	28,026	25,963
Netherlands	"	48	165
Sweden	"	600	890
U.K.	"	300	345
United States	"	975	1,500
China M.Land	"	300	436
Hong Kong	"	150	203
Japan	"	1,041	630
Total	"	40,240	38,506

048.411 Bread

France	"	626	1,945
Greece	"	45	100
Italy	"	500	3,665
Norway	"	180	374
Israel	"	558	1,228
Japan	"	26	180
Total	"	1,935	7,492

048.421 Biscuits

Denmark	"	17,644	47,271
France	"	5,337	18,658
Germany-West	"	630	2,888

COMMODITY	QUANTITY	VALUE Eth.\$
	UNIT	

048.421 Biscuits (cont'd)

Greece	Kgs.	109	468
Italy	"	14,638	59,128
Norway	"	480	895
Sweden	"	1,945	6,542
U.K.	"	14,944	37,146
United States	"	7,464	13,905
China M.Land	"	220	221
Japan	"	204	1,187
Lebanon	"	270	350
Australia	"	5,000	11,380
Total	"	68,885	200,039

048.429 Pastry, cakes &  
other fine bakere  
wares

France	"	4,380	9,985
Germany-West	"	1,362	2,539
Italy	"	5,790	5,755
U.K.	"	2,370	7,740
United States	"	224	790
India	"	125	285
Total	"	14,251	26,594

048.821 Infant food

France	"	1,080	2,960
Italy	"	12,979	28,412
Netherlands	"	1,020	1,510
U.K.	"	2,820	8,030
United States	"	136,895	106,047
Japan	"	696	1,615
Australia	"	2,050	4,540
Total	"	157,540	151,114

048.822 Invalid food

France	"	500	2,055
U.K.	"	4,900	16,076
Total	"	5,400	18,131

048.823 Malted food

Germany-West	"	48	408
Total	"	48	408

051.110 Oranges

Affare & Issa	"	40,950	4,995
U.A.R.	"	186,250	34,420
Israel	"	104,420	32,987
Total	"	331,620	72,402

IMPORT

COMMODITY	QUANTITY		VALUE Eth.\$
	UNIT		
051.120 <u>Margarine, clean-</u> <u>intines, longer-</u> <u>lines</u>			
Hong Kong	Kgs.	400	1,196
Total	"	400	1,196
051.222 <u>Other citrus fruit</u>			
Greece	"	365	670
Total	"	365	670
051.400 <u>Apples, fresh</u>			
Greece	"	15,120	20,875
Italy	"	139,724	69,660
India	"	74	335
Lebanon	"	158,948	78,983
Total	"	313,866	169,853
051.711 <u>Coconuts</u>			
Ceylon	"	2,364	2,484
Total	"	2,364	2,484
051.720 <u>Dates other</u>			
U.K.	"	179	591
United States	"	100	415
Total	"	279	1,006
051.951 <u>Dates, in bulk</u>			
Australia	"	7,875	15,920
Greece	"	1,000	1,650
United States	"	1,000	1,415
Iran	"	432,475	313,645
Japan	"	276	200
Saudi Arabia	"	16,745	11,340
Total	"	459,371	344,170
051.952 <u>Dates in packets</u>			
Iran	"	715,568	213,640
Saudi Arabia	"	7,935	5,735
South Yemen	"	100	105
Australia	"	21,830	19,827
Total	"	745,433	239,327
051.955 <u>Mangoes</u>			
Affairs & India	"	50	100
India	"	316	295
Total	"	366	395
051.957 <u>Pine apples, fresh</u>			
Kenya	"	1,740	1,250
Lebanon	"	30,600	13,205
Total	"	32,340	14,455

COMMODITY	QUANTITY		VALUE Eth.\$
	UNIT		
051.980 <u>Fresh fruit</u> <u>E.C.E.</u>			
Germany-West	Kgs.	49	150
Greece	"	19,088	26,607
Israel	"	840	1,120
Lebanon	"	87,624	69,126
Total	"	107,601	97,003
052.031 <u>Currants</u>			
Cyprus	"	20,025	12,080
Total	"	20,025	12,080
052.032 <u>Raisins</u>			
Cyprus	"	92,475	67,898
Greece	"	40,050	39,140
Turkey	"	39,000	42,089
Lebanon	"	100	103
Australia	"	3,800	7,947
Total	"	175,425	157,177
052.080 <u>Dried fruit, other</u>			
France	"	1,527	4,196
Greece	"	6,462	14,918
Italy	"	3,668	18,101
Netherlands	"	400	1,165
Spain	"	1,976	7,612
U.K.	"	5,526	18,625
United States	"	3,460	7,945
Hong Kong	"	890	1,915
India	"	200	320
Japan	"	150	430
Australia	"	64,460	68,769
Total	"	88,719	143,996
053.200 <u>Fruits, peel parts</u> <u>&amp; skins preserved</u> <u>by sugar</u>			
Israel	"	1,141	340
Total	"	1,141	340
053.310 <u>Jams &amp; marmalades</u>			
Kenya	"	6,605	13,970
Bulgaria	"	12,000	8,432
France	"	321	1,265
Hungary	"	38,400	25,415
Ireland	"	14,956	27,755
Netherlands	"	600	1,185
Romania	"	26,147	15,480

IMPORT

COMMODITY	QUANTITY		VALUE Eth. \$
	U N I T		

053.310 <u>Jams &amp; marmalades (cont'd)</u>			
U.K.	Kgs.	31,760	46,534
U.S.S.R.	"	4,547	2,745
United States	"	2,870	2,300
China M.Land	"	2,145	2,605
Israel	"	68,149	48,891
Australia	"	13,852	15,081
Total	"	222,352	211,658

053.320 <u>Fruit jellies</u>			
Italy	"	26,408	22,100
Israel	"	62,355	33,920
Total	"	88,763	56,020

053.510 <u>Tomato juice</u>			
Belgium	"	3,000	4,103
Bulgaria	"	10,000	5,796
France	"	1,814	1,342
Germany-West	"	2,160	9,095
Italy	"	3,115	2,805
Netherlands	"	138	135
Switzerland	"	381	1,553
U.K.	"	2,688	4,017
United States	"	3,873	4,690
Israel	"	14,687	9,079
Total	"	41,856	42,615

053.590 <u>Other fruit &amp; vegetable juices</u>			
Kenya	"	4,835	4,808
Denmark	"	3,846	3,600
France	"	5,532	6,924
Greece	"	2,300	1,348
Italy	"	14,753	21,045
U.K.	"	10,026	9,578
Canada	"	1,780	3,600
China M.Land	"	41,414	23,190
Formosa	"	5,000	2,984
Israel	"	6,517	3,845
Japan	"	5,721	4,040
Malaysia	"	7,500	5,340
Singapore	"	57,500	46,509
Australia	"	24,000	31,475
Total	"	190,724	168,286

053.610 <u>Fruit preserved by freezing, not containing added sugar</u>			
Greece	"	90	141
Total	"	90	141

COMMODITY	QUANTITY		VALUE Eth. \$
	U N I T		

053.620 <u>Fruit preserved by freezing, containing added sugar</u>			
Greece	Kgs.	97	705
Italy	"	2,800	5,060
Total	"	2,897	5,765

053.630 <u>Fruit temporarily preserved</u>			
Singapore	"	7,000	6,614
Total	"	7,000	6,614

053.990 <u>Fruit &amp; nuts prepared preserved n.e.s.</u>			
Kenya	"	5,710	4,705
Belgium	"	800	1,458
Bulgaria	"	646	1,528
France	"	1,670	5,812
Greece	"	3,554	7,243
Hungary	"	2,207	1,405
Italy	"	15,877	16,788
Netherlands	"	6,240	7,755
Spain	"	1,004	1,625
Switzerland	"	792	4,050
U.K.	"	7,515	13,148
U.S.S.R.	"	4,545	2,350
United States	"	12,096	21,263
China M.Land	"	35,405	22,340
Hong Kong	"	250	360
India	"	475	345
Israel	"	1,141	1,005
Singapore	"	148,457	49,805
Australia	"	18,746	21,909
Total	"	267,132	184,894

054.100 <u>Potatoes, not including sweet potatoes</u>			
Belgium	"	200	147
Italy	"	200	1,940
Netherlands	"	797	954
Sweden	"	211	1,535
Switzerland	"	150	1,250
U.K.	"	4,100	4,460
United States	"	1,795	2,273
China M.Land	"	6,120	4,780
India	"	132	265
Israel	"	5,000	7,805
Lebanon	"	2,808	4,775

## IMPORT

COMMODITY	QUANTITY		VALUE Eth.\$
	SPINDS		

054.100 Tomatoes, not including sweet potatoes (cont'd)

Australia	Egs.	2,840	1,525
Total	"	24,353	26,729

054.220 Peas, dried

Belgium	"	2,000	1,490
Bulgaria	"	2,000	1,504
U.K.	"	2,562	5,794
Total	"	6,562	8,788

054.230 Horsebeans, dried

U.K.	"	3,630	1,913
Japan	"	80	270
Total	"	3,710	2,183

054.240 Barlot beans, dried

Switzerland	"	2,500	15,384
U.K.	"	560	405
Total	"	3,060	15,789

054.260 Waxed peas, dried

U.K.	"	1,000	985
Total	"	1,000	985

054.290 Other leguminous vegetables, dried

U.K.	"	3,170	3,065
United States	"	2,042	10,225
China W. Land	"	650	310
Total	"	5,862	13,600

054.530 Onions, leeks & shallots

Buhen	"	114,441	16,971
Netherlands	"	21	260
Total	"	114,462	17,231

054.590 Other vegetables, fresh

Greece	"	170	571
Total	"	170	571

054.811 Turn sikh

United States	"	105,000	28,616
Total	"	105,000	28,616

054.840 Boysen berries & raspberries

Germany-West	"	33,198	307,774
Japan	"	581	1,001
Total	"	33,779	308,775

COMMODITY	QUANTITY		VALUE Eth.\$
	UNIT		

054.890 Vegetable products fresh or dried n.e.s.

Australia	Egs.	24,404	20,450
Belgium	"	1,837	1,407
Czechoslovak	"	413	1,053
Denmark	"	950	3,170
France	"	4,896	9,543
Germany-West	"	116	160
Greece	"	6,942	9,643
Italy	"	7,453	13,360
Netherlands	"	2,343	12,467
Norway	"	100	124
Sweden	"	475	1,203
Switzerland	"	2,148	6,404
U.K.	"	3,494	7,331
United States	"	17,355	40,814
China W. Land	"	9,001	4,683
Hong Kong	"	930	4,283
Israel	"	2,410	1,945
Singapore	"	9,500	10,980
Total	"	94,767	149,020

055.420 Coconut flour

United States	"	100	558
Ceylon	"	6,244	5,521
Total	"	6,344	6,079

055.450 Tapioca & sago, & substitutes obtained from potato or other starches

United States	"	177,999	55,455
Singapore	"	34,270	8,512
Total	"	212,269	63,967

055.511 Tomatoes, preserved in vinegar or acetic acid

Belgium	"	7,000	9,389
Italy	"	96	355
Switzerland	"	100	390
Israel	"	8,109	2,315
Total	"	15,305	12,449

055.512 Asparagus, preserved in vinegar

Italy	"	3,829	6,305
Netherlands	"	50	165
Switzerland	"	644	1,774

**IMPORT**

COMMODITY	QUANTITY		VALUE Eth.\$
	U N I T		

055.512 <u>Asparagus preserved in vinegar</u> (cont'd)			
United States	Kgs.	2,568	8,973
Total	"	7,091	17,217

055.518 <u>Fruit preserved in vinegar</u>			
Sweden	"	1,000	485
Japan	"	35	250
Total	"	1,035	735

055.519 <u>Other vegetables preserved in vinegar or acetic acid</u>			
Hungary	"	5,000	3,140
U.K.	"	2,750	5,555
United States	"	450	500
Total	"	8,200	9,195

055.521 <u>Tomato extract, concentrate, juice &amp; puree</u>			
Italy	"	2,030	1,241
Netherlands	"	50	165
U.K.	"	407	575
United States	"	1,590	3,739
China M.Land	"	2,403	1,245
Israel	"	13,118	7,205
Total	"	19,598	14,170

055.522 <u>Asparagus, preserved other than in vinegar</u>			
Switzerland	"	400	238
United States	"	200	1,705
Total	"	600	1,943

055.529 <u>Other vegetables preserved other than in vinegar</u>			
Kenya	"	1,254	695
Greece	"	1,249	985
Italy	"	3,820	8,975
U.K.	"	3,248	5,995
United States	"	9,540	11,610
Hong Kong	"	40	105
Israel	"	10,392	5,409
Total	"	29,543	33,774

061.200 <u>Sugar, refined</u>			
Belgium	"	2,240	2,587
France	"	26,632	26,238

COMMODITY	QUANTITY		VALUE Eth.\$
	U N I T		

061.200 <u>Sugar, refined</u> (cont'd)			
Germany-West	Kgs	223	125
Greece	"	2,300	3,464
Italy	"	2,909	240
U.K.	"	17,551	17,602
United States	"	5,456	2,415
Hong Kong	"	13,550	16,850
Australia	"	382	501
Total	"	71,243	70,022

061.600 <u>Natural honey</u>			
Germany-West	"	160	264
U.S.S.R.	"	260	270
United States	"	35	165
Australia	"	2,634	8,237
Total	"	3,091	8,936

061.910 <u>Syrups</u>			
Switzerland	"	340	1,865
China M.Land	"	8,531	4,035
Total	"	8,871	5,900

061.920 <u>Artificial honey</u>			
Italy	"	1,150	4,066
Total	"	1,150	4,066

061.930 <u>Glucose, chemically pure</u>			
France	"	25,800	9,170
Germany-West	"	50,100	21,515
Netherlands	"	82,350	32,035
Total	"	158,250	62,720

061.940 <u>Glucose, commercial</u>			
Netherlands	"	77,785	30,560
Total	"	77,785	30,560

061.990 <u>Caramel, others</u>			
U.A.R.	"	36,000	24,085
Germany-West	"	800	1,375
Hungary	"	23,000	36,415
Italy	"	2,742	8,510
Netherlands	"	160	175
Poland	"	20,000	16,890
Romania	"	34,992	26,360
Spain	"	1,000	3,785
U.K.	"	37,418	45,508
United States	"	211	843
China M.Land	"	240	217

IMPORT

COMMODITY	QUANTITY		VALUE
	UNIT		

041.990 Caramel, others  
(cont'd)

India	Egs.	18,000	15,055
Israel	"	63,646	51,368
Japan	"	580	1,694
Total	"	238,798	231,782

042.010 Sugar, confectionary, not containing cocoa

Kenya	"	274	370
Denmark	"	2,750	5,725
France	"	111	746
Germany-West	"	1,920	5,000
Greece	"	57	154
Hungary	"	35,016	20,125
Italy	"	1,256	2,298
Netherlands	"	3,000	2,140
U.K.	"	32,951	33,902
United States	"	1,470	2,794
Japan	"	49	2,057
Total	"	98,604	95,311

042.011 Sug, chewing, unwaxed

Kenya	"	44,118	196,460
Belgium	"	1,835	8,870
Denmark	"	37,280	140,878
Germany-West	"	8,345	21,766
Italy	"	4,147	11,070
Netherlands	"	11,190	28,777
Poland	"	113,360	86,360
Spain	"	2,830	4,970
U.K.	"	19,055	41,210
United States	"	7,165	27,491
Israel	"	54,000	43,905
Japan	"	4,215	9,060
Saudi Arabia	"	190	160
Sri Lanka	"	445	900
Total	"	305,373	621,877

042.001 Sweet & salt sugar, flavoured or coloured

Spain	"	340	1,118
Total	"	340	1,118

042.004 Syrups & molasses flavoured or coloured

U.K.	"	3,263	4,591
------	---	-------	-------

COMMODITY	QUANTITY		VALUE
	UNIT		

042.009 Syrups & molasses flavoured or coloured

United States	Egs.	550	1,606
Total	"	3,813	6,197

071.111 Coffee broken

Switzerland	"	392	1,270
Total	"	392	1,270

071.112 Coffee ground

Switzerland	"	615	4,196
United States	"	450	590
Total	"	1,060	4,786

071.140 Coffee, broken (Arabica)

Kenya	"	196	2,190
France	"	200	413
Greece	"	1,695	1,560
Sweden	"	1,183	1,650
United States	"	77	1,150
Israel	"	480	5,235
Total	"	3,831	12,198

071.300 Coffee extracts, essences or concentrates & similar preparations

Kenya	"	192	420
U.K.	"	82	575
Total	"	274	995

072.100 Cocoa beans, raw or roasted

U.K.	"	1,028	2,855
Total	"	1,028	2,855

072.200 Cocoa powder, unwaxed

Italy	"	86	330
Netherlands	"	5,687	11,618
U.K.	"	825	2,495
United States	"	732	2,503
Total	"	7,330	16,946

072.300 Cocoa paste & cocoa butter

United States	"	200	1,195
Total	"	200	1,195

073.100 Chocolates

Kenya	"	1,895	7,858
Denmark	"	100	135
France	"	1,258	6,547

IMPORT

COMMODITY	QUANTITY		VALUE Eth.\$
	U N I T		
<u>073.100 Chocolates</u> (cont'd)			
Germany-West	Kgs.	3,370	16,233
Greece	"	1,848	3,161
Italy	"	26,085	131,724
Netherlands	"	2,060	7,400
Switzerland	"	11,892	73,436
U.K.	"	31,054	109,011
United States	"	2,990	16,615
China M.Land	"	350	135
Israel	"	1,632	3,245
Japan	"	1,564	5,854
Total	"	89,098	381,354
<u>073.110 Confectionery</u>			
France	"	1,200	1,138
Greece	"	581	1,061
Italy	"	7,357	49,584
Netherlands	"	927	2,719
Poland	"	122,304	83,825
Spain	"	881	2,106
Sweden	"	207	1,706
U.K.	"	9,727	18,258
United States	"	5,514	10,880
Lebanon	"	720	1,757
Total	"	149,478	173,034
<u>073.190 Others</u>			
France	"	226	943
U.K.	"	1,098	2,086
United States	"	900	1,158
India	"	105	170
Japan	"	920	910
Total	"	3,249	5,267
<u>074.300 Tea &amp; mate, in bulk</u>			
Kenya	"	1,413	5,025
Sudan	"	560	3,507
Italy	"	1,271	5,057
U.K.	"	1,980	17,750
America Uns.	"	2,838	7,353
Ceylon	"	634,367	1,540,505
China M.Land	"	260	1,200
Hong Kong	"	6,810	24,550
India	"	7,943	17,790
Israel	"	5,675	14,135
Total	"	664,117	1,626,872

COMMODITY	QUANTITY		VALUE Eth.\$
	U N I T		
<u>074.400 Tea &amp; mate, in packets or containers</u>			
Kenya	Kgs.	138,580	430,973
Liberia	"	1,296	4,047
Sudan	"	300	1,160
France	"	459	369
Italy	"	100	635
U.K.	"	14,104	119,909
Ceylon	"	180,314	468,498
China M.Land	"	3,951	11,882
India	"	36,960	85,183
Israel	"	3,542	9,330
Japan	"	30	205
Pakistan	"	8,082	20,018
Total	"	387,718	1,152,209
<u>075.120 Pepper, whole</u>			
China M.Land	"	200	600
Israel	"	9,345	17,590
Total	"	9,545	18,190
<u>075.299 Spices, other</u>			
Madagascar	"	509	4,479
Sudan	"	1,912	980
France	"	230	671
Germany-West	"	80	385
Italy	"	6,179	13,672
Netherlands	"	200	480
Sweden	"	300	410
Switzerland	"	1,690	3,736
U.K.	"	4,607	9,475
United States	"	14,789	45,129
America Uns.	"	310	4,405
China M.Land	"	20,000	121,495
Hong Kong	"	289	650
India	"	294,103	395,943
Japan	"	154	672
Malaysia	"	1,600	1,600
Singapore	"	136,288	377,435
Australia	"	540	548
Total	"	483,807	982,165
<u>081.110 Cereals, husks, chopped or broken</u>			
United States	"	700	1,845
Total	"	700	1,845

IMPORT

COMMODITY	QUANTITY		VALUE Eth.\$
	KG.		

081.190 <u>Vegetable products of a kind used for animal food, n.e.s.</u>			
Norway	Kgs.	613	1,212
United States	"	1,700	2,370
Total	"	1,813	3,582
081.300 <u>Mustard seed cake</u>			
Italy	"	140	115
United States	"	1,000	1,563
Total	"	1,140	1,678
081.410 <u>Fish meal (flour)</u>			
Denon	"	524	5,638
Japan	"	10,000	12,006
Total	"	10,524	17,644
081.420 <u>Meal meal (flour)</u>			
U.K.	"	1,245	1,197
Total	"	1,245	1,197
081.800 <u>Bean (frounka)</u>			
Italy	"	6,250	8,255
Total	"	6,250	8,255
091.370 <u>Lard &amp; other rendered pig fat, rendered poultry fat</u>			
U.K.	"	415	660
Total	"	415	660
091.410 <u>Margarine</u>			
Netherlands	"	34,418	32,415
Norway	"	15,805	20,597
U.K.	"	98,501	134,835
Lebanon	"	100	186
Total	"	148,824	188,033
091.490 <u>Other prepared edible fats</u>			
U.K.	"	480	1,308
Total	"	480	1,308
099.040 <u>Roasted coffee substitutes</u>			
Italy	"	24	2,629
Total	"	24	2,629
099.090 <u>Extractions, essences &amp; concentrates of tea or mate</u>			
Kenya	"	1,318	1,264
Belgium	"	758	19,305

COMMODITY	QUANTITY		VALUE Eth.\$
	KG.		

099.020 <u>Extractions, essences &amp; concentrates of tea or mate (cont'd)</u>			
Italy	Kgs.	490	7,890
Netherlands	"	820,800	64,775
Turkey	"	405	4,470
U.K.	"	100	1,145
United States	"	516	949
Japan	"	1,048	3,825
Total	"	825,435	103,623
099.051 <u>Soups &amp; broths, containing meat</u>			
Switzerland	"	2,500	29,444
U.K.	"	83	560
Japan	"	517	736
Total	"	3,100	30,740
099.059 <u>Soup &amp; broths, other</u>			
Switzerland	"	1,400	5,338
U.K.	"	5,032	8,090
Total	"	6,432	13,428
099.060 <u>Natural yeast baking powders</u>			
Kenya	"	8,887	10,463
Belgium	"	2,427	6,365
France	"	139,597	300,725
Germany-West	"	3,049	6,994
Italy	"	261	3,885
U.K.	"	30,538	51,539
Canada	"	443	1,280
United States	"	3,361	5,939
Hong Kong	"	227	200
India	"	2,041	1,770
Israel	"	541	1,065
Saudi Arabia	"	310	600
Total	"	191,682	390,825
099.070 <u>Vinegar &amp; vinegar substitutes</u>			
Belgium	"	66	275
France	"	515	314
Germany-West	"	1,190	2,267
Italy	"	2,100	2,950
U.K.	"	2,823	3,070
United States	"	1,825	14,730
Total	"	8,519	23,606

IMPORT

COMMODITY	QUANTITY		VALUE Eth.\$
	U N I T		
099.091 <u>Saccharin &amp; similar sugar substitutes, put up ready for consumption</u>			
Netherlands	Kgs.	405	3,195
Total	"	405	3,195
099.093 <u>Cooked rice, macaroni, spaghetti &amp; the like</u>			
Italy	"	920	1,505
Switzerland	"	1,100	770
Japan	"	27	110
Total	"	2,047	2,385
099.099 <u>Other food preparations n.e.s.</u>			
Kenya	"	7,863	3,459
Belgium	"	1,670	6,465
France	"	23,072	73,598
Germany-West	"	20,672	38,996
Greece	"	8,028	14,487
Italy	"	1,740	12,200
Netherlands	"	15,313	30,110
Spain	"	4,485	5,315
Sweden	"	1,043	1,080
Switzerland	"	3,352	12,036
U.K.	"	30,221	59,264
United States	"	33,221	32,155
China M.Land	"	31,611	29,385
India	"	386	915
Israel	"	38,612	27,255
Japan	"	33,839	72,139
Singapore	"	32,879	24,917
Thiland	"	22,500	13,730
Australia	"	8,494	10,630
Miscecl. Uns.	"	135	405
Total	"	319,233	468,541
111.010 <u>Waters, including spa waters &amp; aerated waters; ice &amp; snow-mineral</u>			
Affars & Issa	"	110	60
Kenya	"	3,574	2,026
Denmark	"	197,214	99,965

COMMODITY	QUANTITY		VALUE Eth.\$
	U N I T		
111.010 <u>Waters, including spa waters &amp; aerated waters; ice &amp; snow-mineral (cont'd)</u>			
France	Kgs.	76,224	44,079
Germany-West	"	1,605	2,970
Greece	"	5,083	12,627
Italy	"	15,845	13,136
Netherlands	"	100	265
U.K.	"	21,864	22,179
United States	"	698	2,093
Total	"	322,317	199,400
111.020 <u>Lemonade &amp; flavoured waters</u>			
Kenya	"	8,902	6,713
Austria	"	6,000	4,844
Denmark	"	196,956	107,611
France	"	9,902	7,670
Germany-West	"	15,070	8,270
Greece	"	6,030	2,850
Iceland	"	2,742	3,366
Italy	"	13,394	19,182
U.K.	"	30,239	53,059
United States	"	11,056	18,979
India	"	700	880
Israel	"	341,039	242,008
Singapore	"	5,975	3,900
Australia	"	7,605	5,430
Total	"	655,585	484,687
112.131 <u>Vermouth</u>			
France	Litres	1,430	9,785
Italy	"	13,769	35,080
U.K.	"	134	534
Total	"	15,333	45,399
112.139 <u>Other wine of fresh grapes flavoured with aromatic extracts</u>			
France	"	1,498	7,343
Germany-West	"	265	530
Hungary	"	336	1,570
Italy	"	2,638	8,339
U.K.	"	1,008	6,275
Total	"	5,745	24,057

IMPORT

COMMODITY	QUANTITY		VALUE Eth.\$
	UNIT		
112.151 <u>Champagne</u>			
Affare & Iona	Litres	39	150
Senegal	"	1,800	120
France	"	65,627	222,337
Italy	"	273	2,000
Total	"	67,739	224,607

112.159 <u>Other sparkling wines</u>			
France	"	1,777	7,087
Germany-West	"	378	1,280
Greece	"	850	2,144
Hungary	"	248	2,355
Italy	"	4,472	19,036
U.K.	"	1,332	2,781
Yugoslavia	"	72	130
Total	"	9,129	34,813

112.162 <u>Sherry</u>			
Spain	"	45	225
U.K.	"	5,496	4,795
Australia	"	709	1,375
Total	"	6,243	6,395

112.169 <u>Other dessert wines</u>			
France	"	14,096	77,549
Germany-West	"	3,776	15,466
Greece	"	3,397	4,553
Italy	"	38,985	61,403
Spain	"	571	865
U.K.	"	2,700	10,697
China H. Land	"	117	233
Hong Kong	"	209	1,511
Israel	"	54	143
Japan	"	41	138
Total	"	63,946	172,558

112.199 <u>Other wine of fresh grapes</u>			
France	"	517	4,799
Germany-West	"	189	1,350
Italy	"	49	250
Japan	"	46	110
Total	"	801	6,509

COMMODITY	QUANTITY		VALUE Eth.\$
	UNIT		
112.220 <u>Cider &amp; fermented beverages in bottles of more than 150cc.</u>			
Italy	Litres	94	750
Total	"	94	750

112.310 <u>Beer in bottles of less than 150cc.</u>			
Denmark	"	9,870	9,032
France	"	362	725
Germany-West	"	5,003	5,184
Netherlands	"	59,996	79,683
U.K.	"	2,219	1,714
United States	"	3,127	3,510
Total	"	80,578	99,848

112.320 <u>Beer in bottles of more than 150cc. but less than 650cc.</u>			
Denmark	"	6,500	5,720
Netherlands	"	24,862	21,980
U.K.	"	346	300
Total	"	31,708	28,000

112.411 <u>Ethyl alcohol</u>			
France	"	300	3,140
Total	"	300	3,140

112.421 <u>Compound alcohol in preparations</u>			
France	"	693	3,832
Italy	"	48	160
Spain	"	311	1,100
Total	"	1,052	5,092

112.431 <u>Whisky, of an alcoholic strength not exceeding 50% by volume</u>			
Affare & Iona	"	460	110
Senegal	"	6,750	450
Denmark	"	15,820	927
France	"	18,141	165,455
Germany-West	"	639	2,405
Greece	"	1,812	4,681
Italy	"	89	484

# IMPORT

COMMODITY	QUANTITY		VALUE Eth. \$
	UNIT		

112.431 Whisky, of an alcoholic strength not exceeding 50% by volume  
(cont'd)

Netherlands	Litres	918	5,565
Spain	"	397	2,661
U.K.	"	621,712	2,665,516
Canada	"	138	840
United States	"	44,171	5,882
China M.Land	"	54	118
Japan	"	16	265
Miscel. Uns.	"	111	831
Total	"	711,228	2,856,190

112.432 Whisky, of an alcoholic strength exceeding 50% by volume

U.K.	"	16,168	72,335
Total	"	16,168	72,335

112.441 Rum, of an alcoholic strength not exceeding 50% by volume

Italy	"	357	1,505
Total	"	357	1,505

112.451 Liqueurs & cordials, of an alcoholic strength not exceeding 50% by volume

France	"	1,964	26,420
Germany-West	"	63	955
Italy	"	4,565	21,404
Spain	"	22	193
U.K.	"	2,487	9,602
U.S.S.R.	"	1,229	4,056
Formosa	"	72	160
Total	"	10,402	62,790

112.461 Gin of an alcoholic strength not exceeding 50% by volume

Germany-West	"	691	3,732
U.K.	"	18,877	61,259
Total	"	19,568	64,991

COMMODITY	QUANTITY		VALUE Eth. \$
	UNIT		

112.471 Cognac of an alcoholic strength not exceeding 50% by volume

France	Litres	5,054	47,441
Germany-West	"	72	192
Greece	"	201	1,446
United States	"	173	285
Total	"	5,500	49,364

112.472 Cognac of an alcoholic strength exceeding 50% by volume

France	"	1,010	3,076
Total	"	1,010	3,076

112.491 Other spirits of an alcoholic strength not exceeding 50% by volume

France	"	468	4,089
Greece	"	182	332
Italy	"	488	3,575
U.K.	"	129	1,857
United States	"	27	144
Total	"	1,294	9,997

112.492 Other spirits of an alcoholic strength exceeding 50% by volume

Greece	"	156	1,157
Total	"	156	1,157

121.000 Tobacco unmanufactured

Malawi	Kgs.	313,416	1,164,481
Total	"	313,416	1,164,481

122.100 Cigars, cheroots & cigarillos

Netherlands	"	242	7,399
U.K.	"	334	2,338
Total	"	576	9,737

122.200 Cigarettes

Dahomey	"	740	11,645
France	"	1,357	11,315
Germany-West	"	1,227	3,875

IMPORT

COMMODITY	QUANTITY		VALUE Eth.\$
	UNIT		
172.700 <u>Cigarettes</u> (cont'd)			
Greece	Kgs.	210	892
Italy	"	690	9,520
Netherlands	"	97	954
Switzerland	"	518	7,210
U.K.	"	2,526,661	611,536
United States	"	52,792	564,514
India	"	868	250
Total	"	2,585,175	1,221,711
177.330 <u>Pipe tobacco</u>			
U.K.	"	200	3,642
Total	"	200	3,642
177.340 <u>Tobacco extract &amp; essences</u>			
Germany-West	"	1,641	9,395
Netherlands	"	100	1,470
United States	"	1,029	4,506
Total	"	2,771	15,371
177.390 <u>Manufactured tobacco, other</u>			
Sweden	"	26	1,500
U.K.	"	100	1,556
Total	"	152	3,056
211.910 <u>Leopard skins</u>			
Sudan	"	6	170
Total	"	6	170
211.940 <u>skins, snake</u>			
Chad	"	39	3,120
Total	"	39	3,120
211.960 <u>hog skins</u>			
Netherlands	"	19	1,170
Total	"	19	1,170
221.600 <u>Cotton seed</u>			
Israel	"	208,540	194,812
Total	"	208,540	194,812
221.700 <u>Castor seed</u>			
Israel	"	2,925	7,465
Total	"	2,925	7,465
221.810 <u>Sesame seed</u>			
Sudan	"	199,612	64,196
Total	"	199,612	64,196

COMMODITY	QUANTITY		VALUE Eth.\$
	UNIT		
221.890 <u>Oil seeds, other</u>			
Italy	Kgs.	7,400	28,905
Netherlands	"	5,238	12,590
United States	"	400	1,055
Total	"	13,038	42,550
231.100 <u>Natural rubber &amp; similar nat- ural gums</u>			
Germany-West	"	14,996	21,525
Total	"	14,996	21,525
231.200 <u>Synthetic rubber &amp; rubber sub- stitutes</u>			
Germany-West	"	129,785	105,214
U.K.	"	3,500	7,815
Total	"	133,285	113,029
243.220 <u>Wood, planed, longed, grooved etc.</u>			
Australia	"	54,000	24,210
Total	"	54,000	24,210
251.110 <u>Old newspaper &amp; Periodicals</u>			
Belgium	"	30,000	7,192
Denmark	"	822,557	171,775
Sweden	"	25,000	5,925
Niassol.Ums.	"	104	55
Total	"	877,661	184,947
251.300 <u>Paper pulp</u>			
Affaire & Issa	"	119,840	59,635
Austria	"	9,927	9,540
France	"	306,910	133,036
Sweden	"	4,651,909	1,673,612
U.K.	"	160,000	28,850
U.S.S.R.	"	20,700	7,760
United States	"	327,450	91,390
Total	"	5,596,736	2,003,823
262.110 <u>Sheep &amp; lamb wool &amp; other animal hair, not carded or combed, &amp; waste</u>			
U.K.	"	85,719	95,372
Total	"	85,719	95,372

# IMPORT

COMMODITY	QUANTITY		VALUE Eth.\$
	U N I T		
<b>263.110 Raw cotton</b>			
Affars & Issa	Kgs.	23,208	61,625
Sudan	"	92,255	31,475
Uganda	"	197,038	238,580
Switzerland	"	108,961	149,926
U.K.	"	23,909	33,793
Brazil	"	801,623	1,012,658
United States	"	695,975	984,760
Japan	"	43,657	134,340
Total	"	1,926,626	2,647,157
<b>263.120 Cotton linters</b>			
Sudan	"	600	2,956
Total	"	600	2,956
<b>263.310 Cotton waste, imported for cleaning purposes</b>			
France	"	1,050	1,035
Italy	"	429	1,130
Japan	"	15,000	45,475
Total	"	16,479	47,640
<b>263.390 Cotton waste, other</b>			
Uganda	"	131,803	142,345
Brazil	"	807,617	1,195,465
Japan	"	154,814	641,485
Total	"	1,094,234	1,979,295
<b>263.400 Cotton carded or combed</b>			
Tanzania	"	91,795	213,665
Uganda	"	417,316	499,807
Brazil	"	374,375	506,790
United States	"	171,326	241,745
Japan	"	117,621	405,935
Total	"	1,172,433	1,867,942
<b>264.000 Juts</b>			
Tanzania	"	82,214	49,821
Italy	"	400	2,960
U.K.	"	401,386	240,368
United States	"	350	850
India	"	550,375	257,008
Pakistan	"	2,164,302	888,122

COMMODITY	QUANTITY		VALUE Eth.\$
	U N I T		
<b>264.000 Juts</b>			
Singapore	Kgs.	503,386	279,045
Thiland	"	3,987,889	2,127,665
Total	"	7,690,302	3,845,839
<b>265.100 Flax, raw, flax tow &amp; waste</b>			
Italy	"	1,421	2,345
Total	"	1,421	2,345
<b>265.200 Hemp</b>			
Italy	"	400	1,740
Total	"	400	1,740
<b>265.800 Other vegetable fibres n.e.s. &amp; waste of such fibres</b>			
United States	"	2,181	8,175
Total	"	2,181	8,175
<b>266.100 Man-made fibres</b>			
Germany-West	"	94,581	133,263
Italy	"	127,543	156,605
Switzerland	"	42,844	54,065
U.K.	"	4,000	3,840
Yugoslavia	"	119,383	163,049
Brazil	"	278,108	340,474
United States	"	159,934	219,855
Israel	"	605	2,165
Japan	"	739,830	1,100,320
Total	"	1,566,828	2,173,636
<b>267.019 Old clothing</b>			
Sudan	"	14	117
Germany-West	"	2,048	1,547
Italy	"	648	3,321
Netherlands	"	181	2,966
Sweden	"	56	1,140
Switzerland	"	1,488	1,578
United States	"	43	397
Miscel. Uns.	"	502	820
Japan	"	4	135
Total	"	4,990	12,261
<b>271.100 Quana &amp; other natural animal or vegetable origin</b>			
France	"	100,000	23,500

## IMPORT

COMMODITY	QUANTITY		VALUE Eth.\$
	IMPORT		
271.100 <u>Quartz &amp; other natural silica or vegetable origin (cont'd)</u>			
Germany-West	Kgs.	80,500	33,235
Italy	"	3,000	350
Kuwait	"	95,000	2,627
Miscel. Des.	"	50,000	500
Total	"	1,081,500	60,212
271.400 <u>Natural potassium salts, crude</u>			
India	"	15,000	3,670
Total	"	15,000	3,670
271.170 <u>Marble stone, rough or sawn</u>			
Italy	"	5,531	7,377
Total	"	5,531	7,377
271.210 <u>Gypsum &amp; plasters</u>			
Italy	"	300	425
Total	"	300	425
271.300 <u>Natural sands of all kinds</u>			
U.K.	"	47,288	71,050
Total	"	47,288	71,050
271.400 <u>Gravel &amp; crushed stone (incl. tarred material)</u>			
Affare & less	"	8,000	6,048
Total	"	8,000	6,048
274.020 <u>Natural graphite</u>			
Italy	"	50,000	57,138
Japan	"	20,790	28,850
Total	"	70,790	85,988
274.110 <u>Rock salt</u>			
U.K.	"	4,070	2,576
Total	"	4,070	2,576
274.320 <u>Other salt, common</u>			
Somalia	"	72,400	8,216
Miscel. Des.	"	2,000	240
Total	"	74,400	8,456
274.330 <u>Table salt</u>			
Germany-West	"	925	5,400
U.K.	"	74,689	33,055
United States	"	40,414	12,533

COMMODITY	QUANTITY		VALUE Eth.\$
	IMPORT		
274.330 <u>Table salt</u>			
Hong Kong	Kgs.	51	157
Total	"	116,079	51,145
274.520 <u>Mica (incl. spli- tings &amp; waste)</u>			
Germany-West	"	1,000	3,587
Total	"	1,000	3,587
274.610 <u>Slag, dross, sc- lings &amp; simi- lar waste from the manufacture of steel</u>			
Italy	"	20,739	20,840
Total	"	20,739	20,840
274.621 <u>Other slag &amp; ash for use as fertilizer</u>			
Germany-West	"	20,000	8,695
Total	"	20,000	8,695
274.622 <u>Ashes of nat'l origin (ba. FY dust)</u>			
Italy	"	12,000	15,390
U.K.	"	29,990	35,135
Total	"	41,990	50,525
274.790 <u>Strontianite mineral sub- stances N.S.S.</u>			
Italy	"	96,034	57,340
U.K.	"	11,900	12,640
Hong Kong	"	33,500	28,269
Iran	"	6,081	2,639
Total	"	147,515	100,888
274.910 <u>Chalk</u>			
Italy	"	945	1,990
Netherlands	"	252	415
China W. Land	"	550	465
Total	"	1,747	2,870
274.920 <u>Earth colours</u>			
Belgium	"	8,600	16,071
Germany-West	"	25,000	11,740
Italy	"	3,251	5,220
Netherlands	"	200	275
Spain	"	19,850	8,993
U.K.	"	140	1,545

**IMPORT**

COMMODITY	QUANTITY		VALUE Eth.\$
	UNIT		

276.920 Earth colours  
(cont'd)

India	Kgs.	5,000	4,055
Total	"	62,041	47,899

276.950 Talc powder in bulk for industry

Italy	"	24,000	33,265
Hong Kong	"	4,500	37,160
Lebanon	"	20,000	2,541
Total	"	48,500	72,966

282.000 Scrap & waste metal of iron & steel

Affars & Issa	"	386,050	32,690
Kenya	"	24,835	2,776
Somalia	"	7,525	1,939
Sudan	"	76,549	8,170
France	"	58,260	6,995
Germany-West	"	2,855	662
Italy	"	297,842	68,463
Netherlands	"	8,536	6,650
U.S.S.R.	"	176,000	18,768
United States	"	95,111	8,803
Japan	"	85,000	3,764
Miscel. Uns.	"	2,841,362	308,193
Total	"	4,059,925	467,873

284.070 Zink

Kenya	"	3,773	4,525
Total	"	3,773	4,525

291.160 Tortoise-shell, coral, & other sea shells & their waste

Somalia	"	7,550	3,395
Total	"	7,550	3,395

291.970 Natural sponges

Japan	"	56	725
Total	"	56	725

292.210 Incense

Affars & Issa	"	23,875	22,095
Somalia	"	61,078	43,548
India	"	1,100	4,230
Saudi Arabia	"	19,250	16,560
Total	"	105,303	86,433

COMMODITY	QUANTITY		VALUE Eth.\$
	UNIT		

292.220 Natural gums, resins & balsams

China M.Land	Kgs.	10,000	6,524
Total	"	10,000	6,524

292.400 Plants, seeds, flowers & parts of plants

Cameroun	"	400	540
Kenya	"	45,744	31,717
France	"	2,522,950	1,084,855
Germany-West	"	29	442
Netherlands	"	1,681	10,752
Sweden	"	40	190
U.K.	"	193	1,525
United States	"	186	3,356
Israel	"	64	1,115
Australia	"	438	993
Total	"	2,571,425	1,135,480

292.500 Seeds, fruits & spores for sowing

Kenya	"	55,834	43,093
Austria	"	53	1,995
Denmark	"	49	1,680
France	"	24	546
Italy	"	17,443	34,695
Netherlands	"	9,262	31,622
Sweden	"	5	501
Switzerland	"	5	133
U.K.	"	161	4,585
Mexico	"	11	170
United States	"	2,486	39,182
Israel	"	55,428	55,097
Singapore	"	3,700	12,510
Australia	"	74	156
Total	"	147,312	731,495

292.680 Live bulbs, tubers & the like

Netherlands	"	34	557
Total	"	34	557

292.690 Trees & plants & leaves n.s.p.

Denmark	"	127	1,220
Total	"	127	1,220

IMPORT

COMMODITY	QUANTITY		VALUE Eth.\$
	U N I T		

290.911 Vegetable saaps & extracts

Netherlands	Kgs.	118	615
Total	"	118	615

321.000 Coal, coke & briquettes

France	"	100,000	31,561
Miscel. U.S.	"	87,200	1,160
Total	"	187,200	32,721

331.011 Petroleum, crude for further refining

Iran	Mts.	452,855	18,775,455
Total	"	452,855	18,775,455

331.019 Petroleum, crude, other

Iran	Kgs.	20,905,745	889,670
Total	"	20,905,745	889,670

332.110 Aviation kerosene

U.K.	Litres.	10,000	2,064
United States	"	1,332,344	96,839
Iran	"	1,209,766	98,597
Saudi Arabia	"	537,788	33,881
Total	"	3,089,898	231,381

332.120 Motor spirit

Iran	"	2,527,671	615,700
Kuwait	"	4,914,506	309,614
Persian Gulf	"	301,327	20,490
Saudi Arabia	"	34,550	9,563
Total	"	7,778,054	955,367

332.210 Kerosene, jet fuel

United States	"	12,947,102	2,373,861
Iran	"	30,230,259	2,535,430
Iran	"	948,844	80,332
Korea South	"	105,448	11,810
Pakistan	"	52,636	6,780
Persian Gulf	"	106,281	8,532
Saudi Arabia	"	1,879,959	143,731
South Yemen	"	706,457	64,432
Miscel. U.S.	"	127,223	6,825
Total	"	47,104,429	5,231,733

COMMODITY	QUANTITY		VALUE Eth.\$
	U N I T		

332.220 Kerosene, other than jet fuel

Affare & Issa	Litres.	632,267	165,745
Sudan	"	4,628	1,624
Greece	"	1,485	520
United States	"	773,186	90,082
Iran	"	6,621,377	602,099
Iraq	"	187,211	16,368
Japan	"	215,941	15,197
Malaysia	"	49,626	4,981
Persian Gulf	"	584,999	128,730
Saudi Arabia	"	533,465	87,152
South Yemen	"	310,969	51,118
Miscel. U.S.	"	900	250
Total	"	9,916,054	1,163,866

332.310 Gas oil (naphtha), for use in road motor vehicles

Sudan	"	4,262	1,402
France	"	34,671	3,240
Iran	"	17,802,061	4,921,555
Korea South	"	25,800	2,399
Kuwait	"	3,390,385	1,491,429
Persian Gulf	"	2,346,050	120,765
Saudi Arabia	"	1,876,973	185,954
South Yemen	"	196,603	31,078
Total	"	25,676,805	6,757,822

332.390 Diesel oil

United States	"	10,500	9,261
Persian Gulf	"	48,517	2,911
Total	"	59,017	12,172

332.490 Purance & fuel oil

United States	Kgs.	273	776
Total	"	273	776

332.511 Lubricating oils & greasing oil

Kenya	"	96,851	64,277
Italy	"	11,898	5,913
Netherlands	"	36,000	19,360
U.K.	"	30,433	22,928
Iran	"	7,193	3,746

IMPORT

COMMODITY	QUANTITY		VALUE Eth.\$
	U N I T		

332.511 Lubricating oils  
& batching oil  
(cont'd)

Israel	Kgs.	27,000	15,822
Miscel. Uns.	"	28,124	18,022
Total	"	237,499	150,068

332.512 Lubricating for  
aviation

Kenya	"	1,102,426	856,585
France	"	3,270	1,241
Germany-West	"	25	350
Italy	"	240,289	93,608
Netherlands	"	51,835	40,197
U.K.	"	116,564	89,241
United States	"	12,985	8,820
Iran	"	688,389	496,199
Israel	"	30,420	18,871
South Yemen	"	455	437
Miscel. Uns.	"	100,467	95,809
Total	"	2,347,125	1,701,358

332.520 Lubricating oil  
for aviation

Kenya	"	341,015	244,375
Germany-West	"	6,880	10,526
Italy	"	19,032	12,592
Netherlands	"	8,928	4,936
U.K.	"	1,934	1,925
United States	"	58,273	33,973
Iran	"	1,245,073	228,191
Saudi Arabia	"	81,750	11,042
Total	"	1,762,885	547,560

332.611 Petroleum jelly  
in bulk for use  
in making phar-  
maceuticals

Kenya	"	2,200	3,435
Germany-West	"	21,500	12,065
Netherlands	"	127,505	69,145
Romania	"	24,900	14,030
U.S.S.R.	"	50,000	26,240
China M.Land	"	139,260	70,930
Iran	"	1,143	491
Japan	"	70,020	37,420
Total	"	436,528	233,756

COMMODITY	QUANTITY		VALUE Eth.\$
	U N I T		

332.619 Petroleum jelly,  
motor oil,white  
oil,other

Affars & Issa	Kgs.	250,241	189,718
Kenya	"	2,780,747	1,836,093
Albania	"	891	953
Belgium	"	37,648	28,080
France	"	36,661	23,314
Germany-West	"	70,809	43,481
Italy	"	760,955	464,308
Netherlands	"	1,495,187	363,917
Romania	"	119,420	51,790
Spain	"	413	477
Sweden	"	68	360
U.K.	"	330,046	298,173
United States	"	249,819	156,546
China M.Land	"	223,410	116,191
India	"	5,670	3,185
Iran	"	1,260,627	616,639
Israel	"	70,400	31,091
Japan	"	30	356
Saudi Arabia	"	1,800	1,683
Singapore	"	232,459	164,384
South Yemen	"	204	187
Total	"	7,927,505	4,391,328

332.620 Paraffin wax &  
other mineral  
wax

Kenya	"	14,219	16,441
Germany-West	"	7,213	7,011
Italy	"	320	713
Netherlands	"	38,819	38,221
Romania	"	60,000	33,520
U.K.	"	11,188	14,657
China M.Land	"	332,500	147,745
Iran	"	30	274
Israel	"	10,000	5,020
Japan	"	233,879	133,897
Lebanon	"	3,000	2,105
Total	"	711,168	399,604

332.911 Transformer oils

Kenya	"	140,658	76,950
France	"	532	5,321

## IMPORT

COMMODITY	QUANTITY		VALUE Eth.\$
	Units		

330.911 Transformer oils  
(cont'd)

Netherlands	Kgs.	12,360	5,888
U.K.	"	15,257	13,673
United States	"	2,540	4,806
Iran	"	21,894	10,632
Miscel. Uns.	"	5,262	1,710
Total	"	198,503	118,980

330.919 Other oils, for  
special purposes,  
non-lubricating

Affairs & Inca	"	47,260	23,496
Kenya	"	30,278	44,762
France	"	621	1,855
Germany-West	"	2,748	12,093
Italy	"	5,982	16,075
Netherlands	"	15,030	9,608
U.K.	"	27,922	44,771
Yugoslavia	"	200	501
United States	"	6,763	4,557
Iran	"	21,878	114,955
Israel	"	4,060	2,765
Japan	"	590	1,077
Thailand	"	420	861
Miscel. Uns.	"	10,454	12,742
Total	"	173,606	290,118

330.940 Bituminous mix-  
tures based on  
asphalt, petroleum  
natural bitumen,  
mineral tar pitch

Kenya	"	22,878	16,445
Italy	"	10,210	5,380
U.K.	"	42,811	22,722
United States	"	11,090	15,418
Iran	"	8,540	2,647
Total	"	95,529	62,612

330.970 Petroleum bitumen,  
petroleum coke &  
other residues

Kenya	"	16,779	14,146
France	"	38	225
Italy	"	2,000	3,200
Netherlands	"	10,020	5,012

COMMODITY	QUANTITY		VALUE Eth.\$
	Units		

330.970 Petroleum bitumen,  
petroleum coke &  
other residues  
(cont'd)

United States	Kgs.	390	532
Iran	"	23,430	4,869
Japan	"	25,039	7,045
Miscel. Uns.	"	7,840	5,959
Total	"	85,536	40,988

## 341.100 Gas natural

France	"	5,316	26,188
Germany-West	"	1,678	5,405
Italy	"	200	3,685
Total	"	7,194	35,278

341.220 Gases, cooking  
(others)

France	"	1,333	5,658
Germany-West	"	2,019	4,429
Italy	"	1,500	4,965
U.K.	"	2,962	5,650
Japan	"	8,000	21,321
Total	"	15,814	42,023

411.390 Animal (incl. fish)  
fats & oils, unpro-  
cessed, inedible  
tallow, S.F.S.

Germany-West	"	498,305	463,972
Netherlands	"	400	449
Norway	"	367,520	262,881
U.K.	"	313,753	218,338
Total	"	1,179,978	945,640

## 421.500 Olive oil

Sudan	"	17,999	3,122
Greece	"	2,272	4,380
Italy	"	78,231	246,820
Netherlands	"	13,470	16,064
Spain	"	17,296	49,554
Switzerland	"	1,994	2,910
U.K.	"	1,360	1,330
Total	"	132,622	324,180

421.510 Oils other,  
edible

Sudan	"	39,129	33,454
France	"	9,447	13,641

# IMPORT

COMMODITY	QUANTITY		VALUE Eth.\$
	U N I T		
421.510 <u>Oils other, edible (cont'd)</u>			
Germany-West	Kgs.	420	710
Italy	"	12,409	17,935
Netherlands	"	31,144	57,350
Spain	"	7,920	22,520
U.K.	"	4,627	13,345
U.S.S.R.	"	328	780
United States	"	21,236	37,161
Japan	"	22,030	34,206
Total	"	148,690	231,102
422.300 <u>Coconut(copra) oil</u>			
France	"	16,000	16,770
Germany-West	"	800,830	721,650
Italy	"	60	205
Netherlands	"	36,000	18,405
U.K.	"	3,420	3,540
Ceylon	"	39,692	29,280
Israel	"	99,880	54,990
Japan	"	79,860	45,050
Malaysia	"	10,125	2,310
Singapore	"	29,957	22,530
Total	"	1,115,824	914,730
422.990 <u>Fixed vegetable oils, other</u>			
France	"	26,870	45,936
Italy	"	52	210
Netherlands	"	29,966	37,796
U.K.	"	1,800	5,866
United States	"	10,984	11,588
Japan	"	40,000	27,642
Total	"	109,672	129,038
431.290 <u>Hydrogenated oils &amp; fats inedible</u>			
Germany-West	"	297,033	284,783
Hungary	"	199,800	157,990
Norway	"	564,140	430,113
U.K.	"	242,640	154,769
Japan	"	99,900	78,995
Total	"	1,403,513	1,106,650
431.420 <u>Bees-wax</u>			
Netherlands	"	9,660	30,145

COMMODITY	QUANTITY		VALUE Eth.\$
	U N I T		
431.420 <u>Bees-Wax (cont'd)</u>			
U.K.	Kgs.	670	4,609
Total	"	10,330	34,754
512.120 <u>Hydrocarbon acetylene gas in cylinder, ethylene &amp; other</u>			
Affars & Issa	"	1,556	4,647
U.K.	"	1	100
Total	"	1,557	4,747
512.150 <u>Naphthalene</u>			
Belgium	"	6,565	7,657
Czechoslovak	"	10,000	6,665
Germany-West	"	77,133	50,720
Italy	"	50	265
U.K.	"	54,500	49,137
Saudi Arabia	"	41,309	4,672
Total	"	184,557	119,116
512.240 <u>Spirit (denatu- red methylated)</u>			
Belgium	"	990	1,190
France	"	26	984
Germany-West	"	16	193
Total	"	1,032	2,367
512.511 <u>Acetic, formic acids</u>			
Germany-West	"	16,050	9,621
Total	"	16,050	9,621
512.980 <u>Organic chemi- cals for industry</u>			
Kenya	"	598,636	76,890
Tanzania	"	5,370	6,345
Belgium	"	69,000	68,260
Czechoslovak	"	2,000	700
Denmark	"	3,033	5,096
France	"	45,648	73,765
Germany-West	"	548,494	613,289
Italy	"	1,100,891	482,216
Netherlands	"	68,747	63,058
Norway	"	87,655	59,398
Spain	"	10,000	3,650
Sweden	"	25,000	12,360

## IMPORT

COMMODITY	QUANTITY		VALUE Eth.\$
	Unit		
513.980 <u>Organic chemi-</u> <u>als for industry</u> <u>(cont'd)</u>			
Switzerland	Kgs.	3,250	19,170
U.K.	"	554,294	382,138
United States	"	274,412	197,001
Hong Kong	"	98,000	87,260
India	"	4,000	1,525
Iran	"	952	295
Israel	"	21,510	8,730
Japan	"	11,182	12,875
Lebanon	"	3,023	653
Miscel. Ous.	"	50,000	721
Total	"	3,585,107	2,295,395

513.110 <u>Oxygen (in cylin-</u> <u>ders)</u>			
Affare & Issa	"	305,405	29,414
France	"	3,547	6,953
U.K.	"	19	427
Total	"	308,971	36,794

513.210 <u>Chlorine</u>			
Germany-West	"	23,879	48,055
Italy	"	50,000	12,535
U.K.	"	815	17,245
Total	"	74,694	77,835

513.230 <u>Sulphur (not</u> <u>natural)</u>			
Belgium	"	1,970	810
Germany-West	"	172,400	37,006
U.K.	"	83,300	9,285
Total	"	257,670	47,101

513.245 <u>Phosphorus</u>			
Germany-West	"	2,000	6,950
Total	"	2,000	6,950

513.250 <u>Mercury</u>			
Germany-West	"	2	145
Netherlands	"	57	3,510
Total	"	59	3,655

513.270 <u>Carbon black</u>			
Germany-West	"	1,600	8,750
United States	"	69	470
Israel	"	34,350	16,399
Japan	"	41,750	26,652

COMMODITY	QUANTITY		VALUE Eth.\$
	Unit		
513.270 <u>Carbon black</u> <u>(cont'd)</u>			
Total	Kgs.	77,769	52,271
513.310 <u>Hydrochloric acid</u>			
Kenya	"	2,000	2,260
Belgium	"	600	217
Germany-West	"	6,520	3,978
Netherlands	"	5,397	3,140
U.K.	"	1,678	2,713
India	"	15,000	3,767
Israel	"	64,802	42,934
Japan	"	14,610	4,326
Lebanon	"	1,700	619
Total	"	112,307	63,954

513.330 <u>Sulphuric acid</u>			
Belgium	"	27,985	11,497
France	"	5,883	7,100
Germany-West	"	836,863	226,350
Netherlands	"	3,105	11,328
U.K.	"	99,420	66,370
Israel	"	20,970	6,885
Saudi Arabia	"	46,901	16,035
Total	"	1,041,127	345,565

513.340 <u>Nitric acid</u>			
Kenya	"	3,000	4,380
Belgium	"	3,000	5,845
France	"	4,970	3,640
Germany-West	"	11,056	12,610
Italy	"	3,263	5,373
Netherlands	"	1,450	1,351
Sweden	"	682	360
U.K.	"	554	935
United States	"	5,000	8,710
Israel	"	10,804	3,050
Total	"	43,779	46,254

513.350 <u>Phosphoric acid</u>			
Netherlands	"	150	747
Total	"	150	747

513.360 <u>Acid &amp; oxides</u> <u>of arsenic</u>			
Denmark	"	2,000	1,148
Germany-West	"	65,254	67,972
Italy	"	600	3,652

# IMPORT

COMMODITY	QUANTITY		VALUE Eth.\$
	U N I T		

513.360 Acid & oxides  
of arsenic  
(cont'd)

Netherlands	Kgs.	47	479
Total	"	67,901	73,251

513.390 Nitrous oxide  
(gas) & acid  
inorganic other

Belgium	"	3,000	5,975
Germany-West	"	9,210	8,674
Italy	"	300	670
Netherlands	"	5,830	3,890
U.K.	"	964	1,435
Israel	"	1,325	2,525
Total	"	20,629	23,169

513.391 Oxygen compounds  
of non-metals or  
metalloids n.e.s.

Affars & Issa	"	184	623
Total	"	184	623

513.510 Zinc oxide &  
peroxide

Belgium	"	10,000	14,883
France	"	12,228	13,810
Total	"	22,228	28,693

513.530 Iron oxide &  
hydroxide

Germany-West	"	21,072	15,572
Netherlands	"	5,000	2,835
U.K.	"	1,000	970
Hong Kong	"	35,925	30,145
Total	"	62,997	49,522

513.540 Cobalt oxide &  
hydroxide

Germany-West	"	30	776
Total	"	30	776

513.550 Titanium oxide

Norway	"	10,000	15,152
U.K.	"	250	345
Total	"	10,250	15,497

513.560 Lead oxide

Sweden	"	25,000	32,060
Total	"	25,000	32,060

COMMODITY	QUANTITY		VALUE Eth.\$
	U N I T		

513.610 Ammonia (gas  
or liquid)

Belgium	Kgs.	1,340	3,160
Germany-West	"	4,359	8,079
Netherlands	"	4,968	2,525
Total	"	10,667	13,764

513.620 Caustic soda  
(sodium hydro-  
xide)

Kenya	"	214,338	38,928
Belgium	"	70,000	26,062
Denmark	"	3,000	1,791
France	"	63,400	25,518
Germany-West	"	690,630	790,163
Italy	"	1,281,120	497,894
Netherlands	"	105,900	44,295
U.K.	"	56,911	19,612
United States	"	6,940	3,285
Japan	"	78	1,428
Total	"	2,492,317	948,976

513.630 Caustic potash  
(potassium hydro-  
xide)

Kenya	"	599,832	75,675
Belgium	"	50,000	14,800
Total	"	649,832	90,475

513.640 Barium oxide,  
magnesium, potas-  
sium sodium &  
strontium (hydro-  
xide & peroxide)

Italy	"	700	730
U.K.	"	2,929	2,844
Total	"	3,629	3,574

513.670 Chromium oxide &  
hydroxide

Germany-West	"	750	757
Total	"	750	757

513.690 Oxides metallic  
others

Germany-West	"	40,000	6,198
Total	"	40,000	6,198

514.120 Chlorides

Germany-West	"	17,000	5,605
Italy	"	5,000	1,420

COMMODITY	QUANTITY		VALUE Eth.\$
	UNIT		

514.120 Chlorides  
(cont'd)

Japan	Egs.	28,000	26,055
Total	"	50,000	33,080

514.130 Chlorites

France	"	14	324
China W.Land	"	1,000	755
Total	"	1,014	1,079

514.140 Chlorates

Germany-West	"	3,000	51,920
Spain	"	21,000	11,575
Switzerland	"	300	500
Total	"	24,300	63,995

514.150 Alum

Germany-West	"	29,977	16,175
Total	"	29,977	16,175

514.210 Sulphides

Germany-West	"	197,082	64,823
Italy	"	15,000	4,090
Sweden	"	83,100	24,830
U.K.	"	36,750	6,795
Japan	"	10,000	2,070
Lebanon	"	20,000	6,980
Total	"	341,932	109,588

514.240 Sulphates &  
peroxyphates

Germany-West	"	423,511	84,311
Netherlands	"	48	177
Lebanon	"	5,000	1,733
Total	"	428,559	86,221

514.250 Sulphites &  
sulfates

Poland	"	15,000	5,400
Sweden	"	30	14,980
Lebanon	"	5,000	2,102
Total	"	20,030	22,482

514.260 Thiosulphites &  
thiosulphates

U.K.	"	154	260
Lebanon	"	5,000	1,128
Total	"	5,154	1,388

COMMODITY	QUANTITY		VALUE Eth.\$
	UNIT		

514.280 Sodium carbonate  
(soda ash)

Kenya	Egs.	1,006,252	129,389
Germany-West	"	20,340	6,285
Italy	"	60,850	27,810
U.K.	"	73,086	46,830
Yugoslavia	"	30,000	9,220
Israel	"	10,000	3,790
Japan	"	15	205
Total	"	1,200,543	223,529

514.290 Carbonates (other)  
& peroxy carbonates

Denmark	"	25,000	4,005
France	"	30,000	4,693
Germany-West	"	17,950	7,295
Italy	"	54,000	37,265
U.K.	"	270	205
Total	"	127,220	53,463

514.291 Sodium perborate

Germany-West	"	110,043	30,619
Italy	"	40,000	24,650
U.K.	"	7,000	4,665
Total	"	157,043	59,934

514.292 Bicarbonates

Germany-West	"	200	1,040
Netherlands	"	7,000	2,430
U.K.	"	4,504	7,923
Lebanon	"	3,000	670
Total	"	14,704	12,063

514.330 Silicates

Czechoslovak	"	1,000	1,380
Germany-West	"	210,089	58,780
Italy	"	5,480	2,206
Netherlands	"	32,210	19,537
U.K.	"	8,444	8,110
Hong Kong	"	36,960	10,996
Total	"	294,183	101,009

514.360 Salts of inorganic  
acids n.s.i.

U.K.	"	364	3,000
Total	"	364	3,000

IMPORT

COMMODITY	QUANTITY		VALUE Eth.\$
	UNIT		

514.920 Hydrogen peroxide

Netherlands	Kgs.	10,010	7,745
U K.	"	50,349	40,150
Total	"	60,359	47,895

514.940 Calcium carbides

France	"	2,000	748
Germany-West	"	30,000	7,530
Netherlands	"	8,550	6,580
U.K.	"	20,000	2,875
Yugoslavia	"	140,000	59,757
United States	"	20,100	3,365
Israel	"	90,000	18,173
Total	"	310,650	99,028

514.980 Inorganic chemical products n.e.s.

Affars & Issa	"	408	280
Kenya	"	10,322	19,668
Austria	"	21,124	4,134
Belgium	"	58,498	23,816
Czechoslovak	"	3,480	7,145
Denmark	"	9,956	13,646
France	"	62,209	81,571
Germany-East	"	2,168	1,800
Germany-West	"	1,951,119	1,208,412
Italy	"	867,952	324,924
Netherlands	"	226,475	222,333
Norway	"	30,050	7,185
Spain	"	3,000	7,080
Sweden	"	664	3,797
Switzerland	"	29,875	59,339
U.K.	"	145,943	132,865
United States	"	53,484	67,729
Hong Kong	"	8,400	2,205
India	"	24,150	12,209
Iran	"	15,642	3,801
Israel	"	62,461	75,659
Japan	"	134,818	150,181
Lebanon	"	49,725	7,869
Total	"	3,771,903	2,437,648

531.010 Synthetic organic dyestuffs & natural indigo

Kenya	"	22,250	24,376
-------	---	--------	--------

COMMODITY	QUANTITY		VALUE Eth.\$
	UNIT		

531.010 Synthetic organic dyestuffs & natural indigo

Austria	Kgs.	3,000	3,760
Belgium	"	105,005	35,823
Czechoslovak	"	3,500	29,711
Denmark	"	28,800	10,749
France	"	11,035	25,829
Germany-West	"	1,199,157	2,260,583
Italy	"	440,776	368,401
Netherlands	"	140,882	160,199
Spain	"	300	5,025
Sweden	"	45	665
Switzerland	"	137,945	1,129,311
Turkey	"	10,000	5,535
U.K.	"	227,080	706,718
United States	"	16,410	52,186
America Uns.	"	57	691
China W.Land	"	3,550	20,220
India	"	58,905	31,127
Israel	"	68,758	45,836
Japan	"	187,252	316,892
Lebanon	"	35,238	10,239
Miscel. Uns.	"	700	379
Total	"	2,699,776	5,244,055

531.020 Colour lakes

Kenya	"	1,250	20,713
Denmark	"	5	700
Germany-West	"	5,975	34,686
Italy	"	44,305	51,795
Netherlands	"	6,893	10,490
Switzerland	"	23,730	72,655
U.K.	"	3,286	8,994
United States	"	111	186
China W.Land	"	700	6,440
India	"	80	110
Japan	"	211	3,938
Total	"	86,149	209,728

532.190 Other dyeing extracts of vegetable or animal origin

Kenya	"	25,100	31,128
Belgium	"	11,000	19,830

## IMPORT

COMMODITY	QUANTITY		VALUE Eth.\$
	UNIT		

532.190 Other dyeing  
extracts of  
vegetable or an-  
imal origin (cont'd)

France	Kgs.	20,658	14,779
Germany-West	"	127,179	392,799
Italy	"	226,904	95,350
Netherlands	"	25,381	19,721
Poland	"	1,675	9,442
Switzerland	"	25,289	323,050
U.K.	"	69,761	201,261
United States	"	9,012	21,906
China W.Land	"	5,737	25,323
India	"	7,900	17,427
Israel	"	21,532	26,127
Japan	"	105,474	105,822
Total	"	689,582	1,304,017

532.300 Synthetic tanning  
materials

Kenya	"	133,555	105,481
Austria	"	5,000	6,790
Belgium	"	20,000	9,980
Czechoslovakia	"	40,000	9,448
Denmark	"	200	113
France	"	41,929	52,107
Germany-West	"	1,008,413	1,703,064
Italy	"	284,796	199,294
Netherlands	"	25,475	29,901
Sweden	"	660	6,930
Switzerland	"	39,180	140,023
U.K.	"	139,828	194,590
United States	"	3,176	3,385
India	"	880	895
Israel	"	29,595	22,687
Japan	"	185,800	222,893
Lebanon	"	23,000	4,508
Total	"	1,981,487	2,712,089

532.400 Tanning extracts  
of vegetable  
origin

France	"	3,800	2,600
Germany-West	"	13,688	37,874
United States	"	11,191	10,066
Lebanon	"	10,600	2,927

COMMODITY	QUANTITY		VALUE Eth.\$
	UNIT		

532.400 Tanning extracts  
of vegetable  
origin (cont'd)

Total	Kgs.	38,879	53,467
532.500 <u>Tannic acid &amp; derivatives</u>			
Kenya	"	10,000	5,955
Austria	"	3,000	3,347
France	"	655	2,475
Germany-West	"	119,051	159,684
Italy	"	3,405	5,280
Norway	"	2,140	14,512
Switzerland	"	661	4,700
U.K.	"	74	1,731
Total	"	138,986	197,684

533.100 Colouring matter  
S.S.S.s.

Denmark	"	9,200	11,915
France	"	1,879	1,134
Germany-West	"	10,364	19,891
Italy	"	10,747	19,455
Netherlands	"	645	3,015
Norway	"	9,880	10,995
U.K.	"	28,604	20,364
Yugoslavia	"	21,000	8,527
United States	"	26,878	28,210
India	"	1,200	2,720
Israel	"	14,602	22,830
Japan	"	418	2,250
Total	"	135,227	151,306

533.200 Printing ink

Kenya	"	10,459	54,979
Austria	"	3,467	16,913
Denmark	"	5,351	28,322
France	"	3,622	21,446
Germany-West	"	7,832	60,355
Italy	"	4,412	13,770
Netherlands	"	5,622	38,939
Switzerland	"	356	1,427
U.K.	"	20,664	54,309
United States	"	193	1,648
China W.Land	"	5,900	4,440
Israel	"	4,304	8,700

**IMPORT**

COMMODITY	QUANTITY		VALUE Eth.\$
	U N I T		

533.200 Printing ink  
(cont'd)

Japan	Kgs.	2,650	8,493
Total	"	74,746	313,741

533.310 Prepared pigmen-  
ts, opacifiers  
enamels glazes  
lustres & all  
paints

Affars & Issa	"	8,918	2,898
Kenya	"	28,278	16,981
Austria	"	1,688	3,659
Belgium	"	52,738	68,607
Denmark	"	56,915	87,392
France	"	97,803	54,657
Germany-West	"	105,139	169,912
Iceland	"	3,050	4,440
Italy	"	186,078	275,149
Netherlands	"	62,113	194,970
Spain	"	5,160	4,219
Sweden	"	3,525	7,240
U.K.	"	235,425	173,492
Yugoslavia	"	36,000	16,538
United States	"	37,187	52,366
China M.Land	"	40,984	44,973
Hong Kong	"	25,000	17,636
India	"	65,824	75,316
Iran	"	58,112	26,175
Israel	"	130,176	103,131
Japan	"	3,257	10,022
Pakistan	"	18,479	10,637
Miscel. Uns.	"	2,445	1,589
Total	"	1,264,294	1,421,999

533.321 Dyes in forms or  
in packings

Kenya	"	59	2,200
Belgium	"	397	755
Denmark	"	30,000	4,962
Germany-West	"	295	1,711
Israel	"	7,000	5,911
Japan	"	88	375
Total	"	37,839	16,914

COMMODITY	QUANTITY		VALUE Eth.\$
	U N I T		

533.329 Varnishes, lacq-  
uers distempers  
& stamping foils

Kenya	Kgs.	7,780	3,756
Germany-West	"	1,057	7,411
Italy	"	3,585	5,135
Netherlands	"	48	340
Norway	"	17,477	35,098
U.K.	"	173	1,630
United States	"	13,617	4,882
India	"	1,924	3,605
Japan	"	17	243
Total	"	45,628	61,600

533.330 Artists & studen-  
ts colour in tab-  
lets, bottles jars  
& tubes

Italy	"	120	370
Spain	"	28	1,000
U.K.	"	8	1,384
Total	"	156	2,754

533.340 Putty & driers

France	"	610	5,894
Germany-West	"	1,138	11,690
Italy	"	2,854	17,412
U.K.	"	1,500	20,032
United States	"	787	3,389
China M.Land	"	3,120	10,015
Total	"	10,009	68,432

533.350 Putty & glaciern  
fillings

Belgium	"	4,800	2,824
Germany-West	"	600	3,120
U.K.	"	270	985
Total	"	5,670	6,931

541.100 Vitamin of all  
types

Italy	"	1,100	24,580
United States	"	3	173
Total	"	1,103	24,753

COMMODITY	QUANTITY		VALUE Eth.\$
	UNIT		

541.640 Organs-there-  
autic glands &  
other organs &  
their extracts  
microbial vaccines  
& similar products

COMMODITY	UNIT	QUANTITY	VALUE Eth.\$
Duboney	Kgs.	17,124	13,670
Kenya	"	739	23,104
Sudan	"	3,020	40,000
Belgium	"	377	21,160
Denmark	"	5,446	77,991
France	"	5,209	106,018
Germany-West	"	37,204	313,762
Gibraltar	"	2	2,000
Italy	"	6,092	27,768
Netherlands	"	16,448	212,417
Spain	"	130	17,063
Sweden	"	214	7,525
Switzerland	"	51,822	246,857
U.K.	"	26,317	230,964
U.S.S.R.	"	118	250
Brazil	"	70	6,126
United States	"	4,725	137,515
India	"	200	6,505
Israel	"	31,739	254,822
Saudi Arabia	"	700	20,272
Singapore	"	1,600	1,795
Australia	"	308	9,623
Total	"	209,604	1,777,207

541.700 Medicaments  
(incl. veterinary  
medicaments)

COMMODITY	UNIT	QUANTITY	VALUE Eth.\$
Belgium	"	30	1,015
Affare & Issa	"	3,200	11,879
Kenya	"	35,949	499,700
U.S.S.R.	"	47	1,485
Austria	"	4,357	186,016
Belgium	"	9,258	249,237
Czechoslovak	"	439	4,010
Denmark	"	18,981	217,389
France	"	36,956	705,499
Germany-West	"	231,951	3,166,429
Greece	"	4,382	101,994
Hungary	"	1,382	30,742
Ireland	"	106	2,965

COMMODITY	QUANTITY		VALUE Eth.\$
	UNIT		

541.700 Medicaments  
(incl. veterinary  
medicaments)  
(cont'd)

COMMODITY	UNIT	QUANTITY	VALUE Eth.\$
Italy	Kgs.	121,875	1,620,434
Netherlands	"	28,743	357,649
Poland	"	1,505	8,140
Spain	"	323	35,180
Sweden	"	3,406	83,574
Switzerland	"	207,612	1,667,427
U.K.	"	343,002	1,951,726
U.S.S.R.	"	888	5,190
Canada	"	460	4,090
United States	"	47,055	641,352
Cambodia	"	115	1,165
Formosa	"	83	1,279
Hong Kong	"	20,340	35,447
India	"	22,457	98,015
Israel	"	28,722	139,759
Japan	"	2,489	47,682
Lebanon	"	53	3,713
Singapore	"	3,407	114,275
Australia	"	20,840	342,347
Miscel. Uno.	"	2,713	67,740
Total	"	1,203,166	12,424,546

541.910 Wadding, gauze  
bandages & simi-  
lar impregnated  
or coated with  
pharmaceutical  
substances

COMMODITY	UNIT	QUANTITY	VALUE Eth.\$
France	"	8	600
Germany-West	"	5,213	43,499
Italy	"	737	5,293
Netherlands	"	4,156	29,882
Norway	"	850	1,500
U.K.	"	6,937	39,911
United States	"	1,049	28,025
India	"	1,605	4,795
Israel	"	32,492	60,254
Total	"	53,047	213,759

541.911 Cotton, wool  
medicated, dental  
cement first aid  
boxes

COMMODITY	UNIT	QUANTITY	VALUE Eth.\$
Germany-west	"	246	4,135

**IMPORT**

COMMODITY	QUANTITY		VALUE Eth.\$
	U N I T		

541.911 Cotton, wool medicated, dental cement first aid boxes (cont'd)

U.K.	Kgs.	800	1,090
Israel	"	3,081	18,229
Miscel. Uns.	"	40	130
Japan	"	81	11,980
<b>Total</b>	"	<b>4,248</b>	<b>35,564</b>

551.100 Essential oils & resinoides

Germany-West	"	932	5,006
Italy	"	28	1,714
Switzerland	"	2,045	7,014
U.K.	"	4,727	10,515
United States	"	16,564	20,053
China M.Land	"	50	7,410
Australia	"	150	170
<b>Total</b>	"	<b>24,496</b>	<b>51,882</b>

551.211 Terpenic by products of essential oils for preparing food

Kenya	"	2,440	2,528
Belgium	"	149,848	104,325
France	"	24,940	8,485
Germany-West	"	183,885	94,407
Greece	"	1,200	935
Italy	"	3,071	25,285
Netherlands	"	11,052	15,247
Spain	"	11	2,700
Switzerland	"	80	250
U.K.	"	10,647	26,076
United States	"	5,451	13,705
India	"	100	324
Israel	"	674	2,770
Australia	"	300	610
Hong Kong	"	400	950
<b>Total</b>	"	<b>394,167</b>	<b>304,339</b>

551.212 Terpenic by products of essential oils, for use in the manufacture of liquours and perfumery

Kenya	"	21,538	243,721
-------	---	--------	---------

COMMODITY	QUANTITY		VALUE Eth.\$
	U N I T		

551.212 Terpenic by products of essential oils, for use in the manufacture of liquours and perfumery(cont'd)

Austria	Kgs.	52	180
Czechoslovak	"	15	3,195
Denmark	"	7	3,597
France	"	1,456	19,808
Germany-West	"	50,977	38,266
Iceland	"	45	640
Italy	"	11,210	106,568
Netherlands	"	124	1,717
Spain	"	17	1,715
U.K.	"	5,774	50,551
Mexico	"	7,500	61,852
United States	"	1,395	25,895
India	"	23,070	316,775
Lebanon	"	368	7,507
<b>Total</b>	"	<b>123,541</b>	<b>883,027</b>

551.219 Terpenic by products of essential oils, other

Belgium	"	3,815	105,955
France	"	58	1,582
Germany-West	"	75	1,955
Italy	"	8,455	166,861
Netherlands	"	150	1,745
U.K.	"	400	6,945
United States	"	47,174	224,949
India	"	18,637	276,413
Lebanon	"	615	8,347
<b>Total</b>	"	<b>74,379</b>	<b>794,752</b>

551.241 Aqueous distillates & solutions for essential oils, for use in the perfumery manufacture

France	"	36	1,140
U.K.	"	120	1,322
<b>Total</b>	"	<b>156</b>	<b>2,462</b>

IMPORT

COMMODITY	QUANTITY		VALUE Eth. \$
	UNIT		

551.249 <u>Aqueous dialli-</u> <u>ligates &amp; solu-</u> <u>tions of essen-</u> <u>tial oils, other</u>			
Belgium	Kgs.	758	18,382
France	"	100	2,052
Italy	"	640	4,925
Total	"	1,498	25,359

551.010 <u>Perfumery alcohol-</u> <u>lic</u>			
Kenya	"	230	2,596
Belgium	"	50	3,513
Cyprus	"	900	7,510
France	"	209,235	258,352
Germany-West	"	1,590	12,666
Greece	"	200	1,207
Italy	"	14,343	73,669
Netherlands	"	2,644	16,883
Switzerland	"	1,048	3,190
U.K.	"	26,336	144,467
U.S.S.R.	"	835	1,260
United States	"	1,738	13,452
China H. Land	"	5,073	10,026
India	"	540	2,015
Israel	"	1,410	15,966
Japan	"	10,437	42,231
Nicarag. Rep.	"	5	3,652
Total	"	276,614	607,655

551.000 <u>Perfumery non</u> <u>alcoholic</u>			
Kenya	"	40	739
Belgium	"	104	2,645
France	"	7,921	50,652
Germany-West	"	79	357
Italy	"	495	1,930
U.K.	"	36,079	196,310
India	"	744	8,235
Japan	"	315	3,291
Total	"	45,777	263,659

551.010 <u>Essences (other than</u> <u>natural</u>			
Spain &orra	Kgs.	48,850	34,615
Switzerland	"	170,000	86,270
Germany-West	"	1,100	8,550

COMMODITY	QUANTITY		VALUE Eth. \$
	UNIT		

553.030 <u>Essences (other</u> <u>than natural</u> <u>(cont'd)</u>			
France	Kgs.	100	2,237
India	"	48,309	147,786
Israel	"	5,080	3,350
Korea South	"	7,000	3,905
Malaysia	"	5,035	2,815
Saudi Arabia	"	32,000	17,845
Singapore	"	112,346	92,838
South Yemen	"	20,000	15,656
Thailand	"	80	425
Total	"	399,900	416,292

553.040 <u>Dentifrices</u> <u>dental powder</u> <u>&amp; mouth washes</u>			
France	"	566	2,752
Germany-West	"	30	455
Switzerland	"	650	6,665
U.K.	"	5,948	31,240
Total	"	7,194	41,112

553.050 <u>Face cream/powder</u> <u>rouge; nail</u> <u>varnish</u>			
Kenya	"	1,082	12,288
Austria	"	100	415
Cyprus	"	1,117	3,665
France	"	6,716	40,994
Germany-West	"	13,771	79,383
Hungary	"	950	3,105
Italy	"	20,953	95,861
Netherlands	"	359	1,525
Romania	"	19	550
Switzerland	"	60	530
U.K.	"	28,947	126,415
United States	"	4,847	25,963
China H. Land	"	27,406	29,415
India	"	3,540	7,222
Israel	"	1,995	23,965
Japan	"	1,470	3,922
Total	"	113,314	455,218

**IMPORT**

COMMODITY	QUANTITY		VALUE Eth.\$
	UNIT		

553.060 Hair, oil, cream  
shampoo & tonic

Kenya	Kgs.	1,960	14,824
Belgium	"	70	1,319
France	"	3,779	34,897
Germany-West	"	4,940	33,344
Hungary	"	3,961	32,994
Italy	"	2,048	19,070
Netherlands	"	1,067	4,613
Switzerland	"	1,689	8,220
U.K.	"	48,539	171,172
United States	"	10,827	48,465
China M.Land	"	287,184	341,571
Formosa	"	200	1,445
India	"	12,585	24,467
Israel	"	118	3,660
Japan	"	6,937	30,370
Miscel. Uns.	"	12	11,980
<b>Total</b>	"	<b>385,916</b>	<b>782,411</b>

553.070 Tooth Paste

France	"	1,270	6,938
Germany-West	"	254	2,530
Italy	"	1,177	5,050
U.K.	"	13,194	66,710
United States	"	170	485
<b>Total</b>	"	<b>16,065</b>	<b>81,713</b>

553.080 Toilet preparations,  
other

Kenya	"	2,000	7,920
France	"	1,600	7,144
Germany-West	"	2,609	4,041
Netherlands	"	1,090	5,190
U.K.	"	414	3,268
United States	"	630	3,346
India	"	366	2,015
Japan	"	231	655
<b>Total</b>	"	<b>8,940</b>	<b>33,579</b>

553.090 Dyes hair

Affars & Issa	"	400	11,653
France	"	8,300	27,963
Germany-West	"	8,792	64,558
Italy	"	1,320	8,965

COMMODITY	QUANTITY		VALUE Eth.\$
	UNIT		

553.090 Dye hair  
(cont'd)

U.K.	Kgs.	514	3,618
<b>Total</b>	"	<b>19,326</b>	<b>116,757</b>

553.100 Perfumed wood

Affars & Issa	"	600	1,355
Somalia	"	90,870	67,217
India	"	69,786	230,537
Pakistan	"	1,905	6,048
Singapore	"	600	7,715
<b>Total</b>	"	<b>163,761</b>	<b>317,867</b>

554.110 Soap, common, in  
bulk, bars or  
doublets

Affars & Issa	"	979	1,194
Kenya	"	32,000	18,464
France	"	42,850	36,017
Germany-West	"	500	166
Italy	"	1,206,150	936,170
Netherlands	"	17,303	10,000
Romania	"	70,000	43,140
U.K.	"	10,409	811
U.S.S.R.	"	1,699,714	1,296,991
Ceylon	"	31,090	19,530
China M.Land	"	6,000	3,090
Israel	"	101,393	50,668
Japan	"	30,000	21,465
Korea South	"	416,000	71,285
Pakistan	"	50,000	24,690
Saudi Arabia	"	4,627	3,175
Singapore	"	90,860	54,466
<b>Total</b>	"	<b>3,809,875</b>	<b>2,594,716</b>

554.120 Toilet soap

Kenya	"	2,300	4,383
France	"	208	477
Germany-East	"	4,608	5,195
Germany-West	"	166,463	224,850
Greece	"	108	810
Hungary	"	27,864	30,917
Italy	"	52,450	69,207
Netherlands	"	4,414	6,329
Poland	"	8,784	10,378

## IMPORT

COMMODITY	QUANTITY		VALUE Eth.\$
	UNIT		
554.170 Toilet soap (cont'd)			
Romania	Kgs.	57,600	47,640
Spain	"	350	1,024
Switzerland	"	1,416	4,489
U.K.	"	145,196	327,951
United States	"	6,087	15,816
Ceylon	"	315	905
China H.K.	"	3,000	3,660
Malaysia	"	3,000	8,335
Pakistan	"	1,500	1,415
Total	"	485,663	763,776
554.180 Shaving soap			
Hungary	"	6,159	11,723
Italy	"	119	224
U.K.	"	3,292	9,133
United States	"	173	1,235
Israel	"	63	110
Total	"	9,806	22,425
554.140 Liquid soap			
Kenya	"	3,264	3,035
France	"	352	625
Germany-West	"	2,504	20,055
Greece	"	225	515
Hungary	"	35,100	40,505
Italy	"	5,000	4,485
U.K.	"	63,143	58,981
Israel	"	37,017	28,035
Miscel. Uns.	"	205	110
Total	"	146,812	156,346
554.150 Soap powder			
France	"	7,633	5,449
Germany-West	"	50,406	55,897
Gibraltar	"	41,898	33,010
Greece	"	353,265	417,357
Italy	"	45,400	50,185
Sweden	"	542	1,800
U.K.	"	245,315	321,047
United States	"	21,932	33,273
Lebanon	"	5,000	3,720
Total	"	771,451	921,758

COMMODITY	QUANTITY		VALUE Eth.\$
	UNIT		
554.160 Organic surface active product in bars			
U.K.	Kgs.	2,210	3,390
Total	"	2,210	3,390
554.190 Soap, other			
Germany-West	"	216	919
Greece	"	3,000	1,369
Italy	"	1,036	3,753
Netherlands	"	180	444
U.K.	"	94,131	100,498
United States	"	800	14,150
Total	"	99,363	121,133
554.200 Surface acting agents & washing preparation			
Kenya	"	1,050	2,550
Austria	"	250	1,155
France	"	2,495	8,774
Germany-West	"	4,650	4,820
Italy	"	28,524	23,156
Netherlands	"	11,520	15,630
U.K.	"	61,839	67,962
United States	"	14,699	9,339
Japan	"	770	1,012
Miscel. Uns.	"	6,360	1,590
Total	"	132,157	135,988
554.310 Polishes & creams for footwear			
Kenya	"	127,925	268,826
France	"	5	150
Italy	"	664	2,289
United States	"	150	270
Total	"	128,744	271,535
554.320 Metal polishes pastes & powder			
India	"	303	255
Total	"	303	255
554.390 Polishes, pastes & powders, other			
France	"	3,050	6,164
Italy	"	93	1,070

# IMPORT

COMMODITY	QUANTITY		VALUE Eth.\$
	U N I T		

## 554.390 Polishes, pastes & powders, other (cont'd)

Netherlands	Kgs.	18	168
U.K.	"	28,277	29,325
United States	"	2,249	5,282
Total	"	33,687	42,009

## 561.100 Nitrogenous fertilizers & fertilizer materials

Germany-West	"	42	421
Netherlands	"	20,600	8,305
United States	"	1,125,500	262,674
Japan	"	400,000	66,241
Korea South	"	212,921	54,903
Kuwait	"	1,120,000	203,720
Singapore	"	2,000	11,426
Total	"	2,881,063	607,690

## 561.200 Phosphatic fertilizers & fertilizers materials

Germany-West	"	285,000	77,045
United States	"	2,942,600	610,414
Israel	"	149,650	44,147
Total	"	3,377,250	731,606

## 561.900 Fertilizer, other

Affars & Issa	"	2,533	19,000
Kenya	"	104	731
Belgium	"	13,000,000	3,163,450
Germany-West	"	2,707,804	751,705
Greece	"	1,186,390	12,445
Italy	"	266,892	92,803
Netherlands	"	474,483	121,856
U.K.	"	6,244	10,795
United States	"	16,099,086	4,225,215
Burma	"	537,558	76,413
India	"	25,000	4,360
Israel	"	1,000	7,287
Japan	"	500	1,321
Korea South	"	1,516,545	236,260
Kuwait	"	5,985,970	2,901,159
Total	"	41,810,109	11,624,802

COMMODITY	QUANTITY		VALUE Eth.\$
	U N I T		

## 571.100 Propellant powders & other prepared explosives

Germany-West	Kgs.	54,290	116,570
United States	"	17	900
Total	"	54,232	117,470

## 571.200 Mining, blasting & safety fuses

Kenya	"	59	30,615
Germany-West	"	23,603	37,065
Sweden	"	70,019	89,507
United States	"	718	5,016
Israel	"	717	5,196
Total	"	95,116	167,399

## 571.310 Fireworks

Austria	"	2,840	7,201
Germany-West	"	4,882	19,641
China M.Land	"	4,145	11,058
Hong Kong	"	900	1,841
Japan	"	350	3,830
Total	"	13,117	43,571

## 581.410 Plastic materials in the form of emulsions

Germany-West	"	433,000	350,633
Italy	"	986,138	869,066
Spain	"	200,000	209,140
U.K.	"	3,200	1,907
United States	"	18,144	15,265
Formosa	"	10,000	8,945
Hong Kong	"	127,290	110,545
Israel	"	945,050	723,894
Japan	"	167,100	105,545
Saudi Arabia	"	25,000	20,620
Total	"	2,914,922	2,415,560

## 581.420 Prepared glass

Germany-West	"	40	260
Italy	"	1,050	1,625
Switzerland	"	525	1,445
U.K.	"	772	2,550
Total	"	1,897	5,680

IMPORT

COMMODITY	QUANTITY		VALUE Eth. \$
	U N I T		

581.490 Plastic water-lale regenerated cellulose & artificial rayon, other			
Germany-West	Kgs.	15,264	14,955
Italy	"	52,206	45,722
U.K.	"	20,000	15,080
United States	"	37,510	24,145
Hong Kong	"	42,240	35,535
Israel	"	296,470	206,575
Japan	"	12,175	13,613
Total	"	475,865	355,625

599.710 Insecticides & Fungicides			
Kenya	"	38,131	83,806
Sudan	"	25	175
Tanzania	"	30,512	12,300
Belgium	"	5,000	1,685
Cyprus	"	11,488	45,284
Czechoslovak	"	5,000	5,695
Denmark	"	2,080	3,460
France	"	7,313	26,796
Germany-West	"	595,617	1,404,372
Greece	"	16	518
Italy	"	144,571	235,661
Netherlands	"	195,713	695,693
Switzerland	"	46,011	195,467
U.K.	"	178,181	414,496
United States	"	178,397	510,719
China W. Land	"	1,300	3,150
Iran	"	780	1,210
Israel	"	527,457	963,346
Japan	"	42,808	87,401
Total	"	2,005,409	4,671,184

599.720 Disinfectants			
Kenya	"	2,501	5,738
Belgium	"	10,000	3,440
Czechoslovak	"	10,000	12,330
Denmark	"	3,567	43,510
France	"	736	3,411
Germany-West	"	8,963	14,559
Iran	"	1,500	4,125
Italy	"	46,550	67,545

COMMODITY	QUANTITY		VALUE Eth. \$
	U N I T		

599.920 Disinfectants (cont'd)			
Netherlands	Kgs.	23,263	97,097
Switzerland	"	625	2,235
U.K.	"	21,815	29,457
United States	"	2,439	10,847
Hong Kong	"	1,452	3,105
Israel	"	2,325	935
Japan	"	810	1,925
Saudi Arabia	"	3,910	12,545
Total	"	140,456	312,304

599.750 D.D.T. in mineral oil solution			
Germany-West	"	852	19,115
U.K.	"	3,336	4,755
United States	"	44,123	9,570
Israel	"	148,650	141,638
Total	"	196,961	175,078

599.790 Weed-killers anti-sprouting products & rat-poisons put up for sale by retail			
Kenya	"	25,785	124,814
Cyprus	"	6	124
France	"	236	17,828
Germany-West	"	22,629	169,872
Italy	"	2,291	13,087
Netherlands	"	186	4,721
Spain	"	30	596
Switzerland	"	509	2,627
Turkey	"	552	32,830
U.K.	"	13,458	116,552
United States	"	24,468	53,253
India	"	165	634
Israel	"	2,415	8,501
Japan	"	2,800	56,050
Total	"	95,530	601,489

599.511 Starches & inulin in bulk for use in the production of yarns & textile fabric			
Germany-West	"	394,200	189,219

**IMPORT**

COMMODITY	QUANTITY		VALUE Eth.\$
	U N I T		

599.511 Starches & inulin in bulk for use in the production of yarns & textile fabric  
(cont'd)

Israel	Kgs.	5,005	3,989
Japan	"	100	1,821
Lebanon	"	22,000	5,064
Total	"	421,305	200,093

599.512 Starches & inulin, in bulk other

France	"	440,382	137,890
Germany-West	"	836,400	403,442
Italy	"	100	230
Netherlands	"	29,720	15,740
U.K.	"	19,761	20,133
United States	"	1,614	2,300
Hong Kong	"	5,000	3,085
Singapore	"	80,480	28,150
Total	"	1,413,457	610,970

599.513 Starches & inulin in household, in packets, tins or other retail packings

Germany-West	"	130,007	61,710
Netherlands	"	34,000	35,895
Sweden	"	15,000	11,420
U.K.	"	200	703
China M.Land	"	5,000	2,940
Total	"	184,207	112,668

599.531 Casein glues & liquid gum

Sudan	"	195,479	32,882
Africa Uns.	"	20	455
Austria	"	2,127	3,640
Belgium	"	21,062	10,592
Finland	"	1,500	2,763
France	"	1,000	1,753
Germany-West	"	85,253	147,803
Italy	"	110,436	146,209
Netherlands	"	26,388	45,462
Norway	"	2,380	2,051
Sweden	"	3,285	5,386
Switzerland	"	10	105

COMMODITY	QUANTITY		VALUE Eth.\$
	U N I T		

599.531 Casein glues & liquid gum  
(cont'd)

U.K.	Kgs.	17,212	28,097
Canada	"	612	1,655
United States	"	1,580	4,939
Ceylon	"	2,300	345
China M.Land	"	10,601	9,051
India	"	99,100	20,910
Israel	"	105,353	117,404
Japan	"	1,635	11,771
Kuwait	"	2,350	2,075
Saudi Arabia	"	5,000	4,185
Singapore	"	558	779
Miscel. Uns.	"	2,300	347
Total	"	697,541	600,659

599.539 Casein, caseinates & casein derivatives, other

Austria	"	13	175
Total	"	13	175

599.551 Glues derived from bones, hides & nerves

Germany-West	"	1,475	23,047
Greece	"	325	350
Italy	"	48	671
Japan	"	170	1,735
Total	"	2,018	25,803

599.580 Dextrine starch glues & other prepared glues n.e.c.

Sudan	"	245,700	37,225
France	"	2,000	1,464
Germany-West	"	3,048	5,090
Italy	"	44	330
Netherlands	"	99	375
Norway	"	460	1,408
U.K.	"	140	970
U.S.S.R.	"	800	14,037
China M.Land	"	512	1,515
Japan	"	1,702	7,049
Total	"	254,517	61,326

IMPORT

COMMODITY	QUANTITY		VALUE Eth.\$
	UNIT		

599.590	<u>Seoontinal gun &amp; similar preparations</u>		
France	Kgs.	182	680
U.K.	"	298	1,170
	Total	480	1,850

599.631	<u>Spirits of turpentine &amp; other terpenic products</u>		
Iran	"	17,894	7,488
	Total	17,894	7,488

599.640	<u>Resin &amp; resin acids, spirits &amp; gum</u>		
Germany-West	"	523	2,197
Norway	"	20,400	15,399
Sweden	"	720	815
	Total	21,643	18,411

599.650	<u>Wood lac, wood tar oils, wood preservatives, wood preservatives &amp; wood preservative oil</u>		
U.K.	"	4,100	7,490
Yugoslavia	"	4,100	8,630
United States	"	9,717	17,740
	Total	17,917	33,860

599.720	<u>Artificial &amp; colloidal graphite</u>		
Japan	"	20,811	28,805
	Total	20,811	28,805

599.740	<u>Prepared glass ion dressing &amp; mortars</u>		
Germany-West	"	25,840	65,592
Italy	"	2,700	1,255
Switzerland	"	6,995	32,130
U.K.	"	574	1,292
India	"	20,000	3,074
	Total	54,609	105,293

599.750	<u>Preparation &amp; charges for fire extinguishers</u>		
U.K.	"	4,547	4,685

COMMODITY	QUANTITY		VALUE Eth.\$
	UNIT		

599.780	<u>Preparation &amp; charges for fire extinguishers (cont'd)</u>		
Israel	Kgs.	160	1,190
	Total	4,707	5,875

599.790	<u>Anti-knock preparations, rust preventer &amp; similar additive for mineral oils</u>		
France	"	4,604	8,453
Italy	"	757	920
U.K.	"	150	782
United States	"	6,919	10,596
Israel	"	100	1,110
	Total	12,530	21,861

599.910	<u>Modelling pastes, dental waxes &amp; dental impression compounds</u>		
Germany-West	"	16	660
Switzerland	"	19	1,240
	Total	35	1,900

599.920	<u>Activated carbon &amp; activated natural mineral products</u>		
U.K.	"	10,000	8,260
	Total	10,000	8,260

599.931	<u>Flint lighter</u>		
Germany-West	"	200	2,967
	Total	200	2,967

599.940	<u>Pickling preparation for metal surfaces, fluxes &amp; other auxiliary preparation for soldering, brazing or welding</u>		
Italy	"	133	285
Israel	"	100	400
	Total	233	685

599.950	<u>Composite solvents &amp; thinners for varnish</u>		
Kenya	"	46,345	17,640

IMPORT

COMMODITY	QUANTITY		VALUE Eth.\$
	U N I T		

599.950 Composite solvents & thinners for varnish (cont'd)

France	Kgs.	2,000	650
Italy	"	13,840	7,077
Netherlands	"	1,933	5,043
Israel	"	9,100	7,674
Total	"	73,218	38,084

599.991 Anti-scaling compounds for use in boilers & pipes

Switzerland	"	302	605
Total	"	302	605

599.999 Chemical products & preparations, other

Austria	"	150	195
Kenya	"	239,942	74,575
Belgium	"	106,345	93,671
Denmark	"	11,559	19,915
France	"	80,813	84,456
Germany-West	"	1,278,429	1,258,687
Greece	"	3,409	5,821
Italy	"	630,319	464,061
Netherlands	"	205,704	226,219
Norway	"	127,458	97,819
Spain	"	15,000	8,510
Sweden	"	31,533	60,372
Switzerland	"	10,553	28,986
U.K.	"	568,427	386,399
U.S.S.R.	"	12,000	9,360
Europe Uns.	"	1	235
Canada	"	102	160
Panama	"	5	539
United States	"	29,446	138,731
Hong Kong	"	15,000	13,505
India	"	950	787
Iran	"	24,089	9,686
Israel	"	53,873	73,955
Japan	"	61,883	52,573
Lebanon	"	12,000	5,356
Australia	"	83	1,048
Miscel. Uns.	"	479	238

COMMODITY	QUANTITY		VALUE Eth.\$
	U N I T		

599.999 Chemical products & preparations other (cont'd)

Total Kgs. 3,519,552 3,116,059

611.200 Composite leather, with a basis of leather or leather fibre

Germany-West	"	30,485	8,375
Total	"	30,485	8,375

611.400 Leather of other bovine cattle, & equine leather

France	"	30	273
Total	"	30	273

611.930 Chamois-dressed leather

Italy	"	79	3,543
Netherlands	"	27	1,795
U.K.	"	132	9,064
Australia	"	5	2,342
Total	"	393	14,751

611.990 Other kinds of leather

Chad	"	83	6,470
France	"	2,535	6,491
Germany-West	"	9,155	24,961
Italy	"	3,563	10,938
U.K.	"	23,784	29,107
United States	"	1,352	1,688
Hong Kong	"	59	1,005
Australia	"	154	6,060
Total	"	40,685	86,720

612.110 Conveyor, transmission or elevator belts of leather

Czechoslovak	"	925	8,875
Germany-West	"	23	318
India	"	259	1,125
Total	"	1,207	10,318

612.100 Other articles of a kind used in machinery or mechanical appliances

Czechoslovak	"	32,668	101,622
--------------	---	--------	---------

## IMPORT

COMMODITY	QUANTITY		VALUE Eth.\$
	UNIT		

612.190 <u>Other articles of a kind used in machinery or mechanical appliances (cont'd)</u>			
Germany-West	Kgs.	242	5,540
Italy	"	797	23,035
Netherlands	"	276	16,926
Japan	"	110	3,013
Total	"	34,088	150,136

612.210 <u>Saddlery &amp; other harness-making goods of artificial plastic materials</u>			
Italy	"	16	115
United States	"	40	1,180
Total	"	56	1,295

612.290 <u>Saddlery &amp; other harness-making goods other than leather</u>			
U.S.	"	54	3,801
Total	"	54	3,801

612.310 <u>Other parts of footwear leather</u>			
Austria	"	100	777
Belgium	"	4,340	7,165
Czechoslovak	"	94	607
France	"	44	271
Germany-West	"	1,246	26,766
Italy	"	672	5,974
Japan	"	571	2,346
Lebanon	"	36	633
Total	"	7,053	44,534

612.340 <u>Parts of footwear of any material other than leather or rubber</u>			
Belgium	"	19,391	34,653
Czechoslovak	"	84,706	477,740
France	"	8,256	37,108
Germany-West	"	27,477	150,915
Italy	"	73,708	164,976
Netherlands	"	7,160	5,000
U.K.	"	449	5,648
Hong Kong	"	14	100

COMMODITY	QUANTITY		VALUE Eth.\$
	UNIT		

612.340 <u>Parts of footwear of any material other than leather or rubber (cont'd)</u>			
Israel	Kgs.	843,658	29,280
Japan	"	31,137	117,833
Lebanon	"	1,127	5,092
Total	"	1,092,083	1,027,865

612.350 <u>Rubber soles &amp; heels</u>			
Austria	Pair	1,000	2,475
Bulgaria	"	1,500	1,828
Czechoslovak	"	31,230	45,485
France	"	28,320	32,978
Germany-West	"	850	2,034
Italy	"	111,732	107,740
Spain	"	7,410	10,224
U.K.	"	6,500	8,740
Lebanon	"	27,341	28,274
Total	"	214,383	239,778

612.360 <u>Other parts of footwear rubber</u>			
France	Kgs.	6,713	18,039
Germany-West	"	90,256	112,651
Italy	"	61,782	149,082
U.K.	"	1,289	11,405
Israel	"	41	810
Japan	"	52,603	115,255
Malaysia	"	10,600	33,345
Singapore	"	227	897
Total	"	223,511	441,484

612.390 <u>Parts of footwear of other materials not for local manufacture into footwear</u>			
Germany-West	"	6,144	27,796
Italy	"	226,090	151,545
U.K.	"	6,640	8,105
Japan	"	7,931	31,845
Total	"	246,805	219,291

IMPORT

COMMODITY	QUANTITY		VALUE Eth. \$
	U N I T		

612.900 Manufactures of leather, n.e.s.

Country	Unit	Quantity	Value Eth. \$
Kenya	Kgs.	16	320
France	"	2,580	11,357
Germany-West	"	537	19,973
Italy	"	3,154	29,237
Netherlands	"	27	2,930
Switzerland	"	10	2,955
U.K.	"	327	7,826
United States	"	2,433	14,020
China M.Land	"	272	1,195
<b>Total</b>	"	<b>9,356</b>	<b>89,813</b>

621.010 Plates, sheets strip & granules of unvulcanised natural of synthetic rubber

Country	Unit	Quantity	Value Eth. \$
Kenya	"	3,838	4,165
Belgium	"	2,033	3,575
Czechoslovak	"	5,000	2,843
Germany-West	"	25,026	26,238
Italy	"	2,021	3,756
Netherlands	"	1,200	2,339
U.K.	"	270	2,427
Israel	"	11,837	20,477
Japan	"	1,451	2,627
<b>Total</b>	"	<b>52,676</b>	<b>67,447</b>

621.021 Raw natural or synthetic rubber & rubber gum, for retrading, for the manufactures of footwear & parts

Country	Unit	Quantity	Value Eth. \$
Belgium	"	16,235	69,985
Czechoslovak	"	22,037	15,212
Finland	"	3,000	8,408
France	"	12,031	30,529
Germany-West	"	1,411,319	1,481,405
Italy	"	1,559,931	1,326,524
Netherlands	"	20,664	28,659
U.K.	"	43,934	59,085
United States	"	20,784	33,557
Ceylon	"	52,300	93,462
Israel	"	124,027	155,908
Japan	"	448,572	708,870
Malaysia	"	3,950	5,579

COMMODITY	QUANTITY		VALUE Eth. \$
	U N I T		

621.021 Raw natural or synthetic rubber & rubber gum for retrading, for the manufactures of footwear & parts (cont'd)

Singapore	Kgs.	590,685	898,335
<b>Total</b>	"	<b>4,379,469</b>	<b>4,915,518</b>

621.029 Unvulcanised natural synthetic rubber, other

Italy	"	1,101	2,165
<b>Total</b>	"	<b>1,101</b>	<b>2,165</b>

621.060 Hardened rubber in bulk, plates, sheets, strips, rods & powder of hardened rubber

Austria	"	2,053	11,285
France	"	120	1,128
Italy	"	8,607	24,868
Netherlands	"	18,030	9,184
U.K.	"	465	4,765
China M.Land	"	114	395
Japan	"	860	2,999
<b>Total</b>	"	<b>30,749</b>	<b>44,624</b>

621.070 Vulcanised rubber thread, cord, plates, sheets, & tubing of unhardened vulcanised rubber

Czechoslovak	"	1,640	300
Germany-West	"	2,376	10,270
Italy	"	1,460	8,805
Sweden	"	128	416
U.K.	"	142	1,469
U.S.S.R.	"	1,138	4,518
Yugoslavia	"	519	1,030
China M.Land	"	6,182	10,949
India	"	363	1,936
Japan	"	1,617	5,999
<b>Total</b>	"	<b>15,565</b>	<b>45,642</b>

629.111 Outer tyres for cycles & tri-cycles

Czechoslovak	No.	2,600	6,700
--------------	-----	-------	-------

IMPORT

COMMODITY	QUANTITY		VALUE Eth. \$
	NO.		

COMMODITY	QUANTITY		VALUE Eth. \$
	NO.		

629.111 Outer tyres for cycles & mopeds (cont'd)

Germany-West	No.	80	3,958
Iceland	"	58	605
Italy	"	834	2,738
U.S.S.R.	"	1,000	2,005
China W. land	"	30,300	43,576
India	"	7,300	4,875
Japan	"	19,705	60,605
Total	"	61,879	125,062

629.112 Outer tyres for motor passenger vehicles light delivery vans & motor cycles

Affairs & Issa	"	4	1,000
Austria	"	3,202	82,771
Belgium	"	2,055	12,104
France	"	3,581	150,160
Germany-West	"	2,822	84,869
Italy	"	5,290	162,321
Poland	"	150	2,400
Spain	"	166	4,330
U.K.	"	3,601	189,004
U.S.S.R.	"	1,272	13,953
United States	"	232	14,217
China W. land	"	420	15,865
Formosa	"	40	1,002
India	"	490	12,663
Israel	"	2,203	96,821
Japan	"	39,212	1,397,085
Korea South	"	620	19,898
Saudi Arabia	"	7	110
Thailand	"	10	600
Australia	"	250	4,300
Miscel. Unk.	"	3,000	3,900
Total	"	68,629	2,269,395

629.113 Outer tyres for lorries & trucks

Austria	"	155	13,653
Belgium	"	50	12,500
France	"	481	48,275
Germany-West	"	56	22,813

629.113 Outer tyres for lorries & trucks (cont'd)

Italy	No.	1,367	226,028
Poland	"	20	5,530
Spain	"	482	47,380
Turkey	"	80	19,235
U.K.	"	445	58,804
U.S.S.R.	"	1,012	168,361
United States	"	708	210,646
China W. land	"	722	147,039
India	"	1,332	144,302
Iran	"	90	17,950
Israel	"	451	42,173
Japan	"	36,114	7,702,644
Korea South	"	4,650	512,702
Australia	"	10	4,975
Miscel. Unk.	"	1,350	8,170
Total	"	49,575	9,463,180

629.114 Outer tyres for aircraft

U.A.R.	"	2	645
France	"	11	750
Germany-West	"	22	48,530
Greece	"	21	10,750
Italy	"	27	2,170
Netherlands	"	14	7,200
U.K.	"	29	13,657
United States	"	20	7,247
Japan	"	100	28,516
Yemen	"	4	1,250
Total	"	250	120,715

629.116 Outer tyres for lorries & trucks not requiring inner tubes

U.K.	"	244	16,289
United States	"	25	790
Israel	"	85	23,050
Japan	"	17	28,540
Korea South	"	300	45,000
Saudi Arabia	"	5	3,070
Total	"	676	116,739

**IMPORT**

COMMODITY	QUANTITY		VALUE Eth.\$
	U N I T		

629.117 Outer tyres for tractors

	No.		VALUE Eth.\$
France	443		64,523
Germany-West	61		36,502
Italy	124		21,035
Netherlands	4		140
Romania	36		3,138
U.K.	278		40,215
U.S.S.R.	2,243		206,111
United States	718		8,961
Formosa	1		116
Israel	478		67,568
Japan	60		9,040
Miscel. Uns.	200		2,400
<b>Total</b>	<b>4,646</b>		<b>459,749</b>

629.119 Outer tyres, other

	No.		VALUE Eth.\$
Affars & Issa	156		928
Kenya	4		6,750
Belgium	20		500
France	15		781
Germany-West	238		16,401
Italy	294		1,627
Netherlands	1		245
U.K.	209		23,508
U.S.S.R.	200		997
Israel	168		39,225
Japan	404		43,080
Saudi Arabia	2		1,138
Miscel. Uns.	230		1,650
<b>Total</b>	<b>1,941</b>		<b>136,830</b>

629.120 Flaps for tyre tubes

	No.		VALUE Eth.\$
France	40		845
Germany-West	120		4,115
U.S.S.R.	100		1,040
China M.Land	100		350
Iran	45		445
Japan	1,440		7,938
Korea South	300		2,000
<b>Total</b>	<b>2,145</b>		<b>16,733</b>

COMMODITY	QUANTITY		VALUE Eth.\$
	U N I T		

629.121 Inner tubes & flaps for cycles & tricycles

	No.		VALUE Eth.\$
Italy	6,450		7,492
U.K.	25		125
U.S.S.R.	1,000		370
China M.Land	6,000		6,584
<b>Total</b>	<b>13,475</b>		<b>14,571</b>

629.122 Inner tubes & flaps for mechanically propelled vehicles

	No.		VALUE Eth.\$
Austria	4,477		70,090
France	1,385		10,260
Germany-West	1,682		4,617
Italy	6,033		33,099
Poland	180		770
U.K.	1,716		33,452
U.S.S.R.	656		8,655
United States	120		590
China M.Land	362		1,340
India	854		1,744
Iran	50		955
Israel	3,407		54,456
Japan	23,414		210,490
Korea South	970		3,085
Australia	700		1,025
<b>Total</b>	<b>45,456</b>		<b>382,575</b>

629.123 Inner tubes for lorries & trucks

	No.		VALUE Eth.\$
Austria	48		375
France	118		7,934
Germany-West	104		1,067
Italy	300		2,005
U.K.	285		5,606
U.S.S.R.	340		3,745
United States	95		4,534
India	1,006		8,717
Iran	50		870
Israel	389		6,228
Japan	3,135		131,714
Korea South	2,330		22,300

IMPORT

COMMODITY	QUANTITY		VALUE Eth.\$
	U N I T		
629.173 <u>Inner tubes for trucks &amp; trucks (cont'd)</u>			
Thailand	No.	26	5,630
Total	"	8,226	220,282
629.174 <u>Inner tubes for aircraft tyres</u>			
United States	"	2	4,197
Total	"	2	4,197
629.179 <u>Inner tubes &amp; flaps, other</u>			
France	"	215	2,761
Italy	"	94	473
U.K.	"	292	7,471
U.S.S.R.	"	996	10,700
Brazil	"	4	710
United States	"	200	1,362
Israel	"	10	200
Japan	"	2,610	25,353
Total	"	4,421	48,530
629.181 <u>Solid tyres com- plete or in length of 210mm</u>			
U.K.	"	52	351
U.S.S.R.	"	1,096	10,780
Total	"	1,148	11,131
629.300 <u>Extrinsic &amp; phar- macological arti- cles of unhardened rubber</u>			
Czechoslovak	Kgs.	558	1,715
France	"	363	3,745
Germany-West	"	1,414	18,514
Italy	"	3,162	24,068
Netherlands	"	278	7,039
Sweden	"	150	850
U.K.	"	2,228	22,667
Canada	"	90	534
United States	"	1,803	4,190
Hong Kong	"	2,471	13,245
India	"	5,624	16,514
Japan	"	6,102	33,843
Miscel. Uns.	"	700	7,795
Total	"	244,931	144,719

COMMODITY	QUANTITY		VALUE Eth.\$
	U N I T		
629.410 <u>Transmission belts of rubber for use in road motor vehicles</u>			
Belgium	Kgm.	46	870
Germany-West	"	1,102	7,145
Italy	"	2,366	8,320
Japan	"	146	2,195
Total	"	3,660	18,530
629.490 <u>Transmission conveyor &amp; ele- vator belts of rubber, other</u>			
Czechoslovak	"	1,351	13,860
Germany-West	"	1,651	13,736
Italy	"	2,250	8,830
Netherlands	"	209	4,293
U.K.	"	92	1,018
Israel	"	500	5,290
Japan	"	18,487	100,495
Total	"	24,540	147,522
629.980 <u>Articles of un- hardened vulca- nized rubber other</u>			
Austria	"	376	1,075
Czechoslovak	"	3,145	9,788
France	"	3,290	6,245
Germany-West	"	27,591	64,334
Italy	"	19,179	37,856
Netherlands	"	2,158	6,788
Sweden	"	2,917	10,750
U.K.	"	1,160	9,370
Canada	"	820	4,560
United States	"	7,250	14,503
China W. Land	"	50	1,025
Hong Kong	"	307	1,672
India	"	3,415	8,725
Japan	"	17,465	40,947
Saudi Arabia	"	50	160
Australia	"	90	1,285
Miscel. Uns.	"	40,440	16,004
Total	"	129,703	235,087

# IMPORT

COMMODITY	QUANTITY		VALUE Eth. \$
	UNIT		
629.981 <u>Baby Sheets</u>			
United States	Kgs.	450	1,805
Total	"	450	1,805
629.982 <u>Sanitary arti- cles &amp; floor mats</u>			
Czechoslovak	"	5,572	2,975
France	"	28	771
Italy	"	23	293
India	"	1,809	5,833
Total	"	7,432	9,872
629.985 <u>Erasers, rubber (stationery)</u>			
Austria	"	69	1,970
China M.Land	"	20	180
Czechoslovak	"	362	1,505
Germany-West	"	44	840
U.K.	"	100	570
Japan	"	3,140	5,871
Total	"	3,735	10,936
629.990 <u>Articles of hard- ened rubber (ebon- ite &amp; vulcanite), other</u>			
Kenya	"	19,770	84,160
Austria	"	20	355
Czechoslovak	"	17,088	18,760
Denmark	"	150	885
France	"	239	2,190
Germany-West	"	18,134	59,096
Italy	"	16,452	58,982
Netherlands	"	606	7,415
U.K.	"	7,446	21,165
Canada	"	255	2,872
United States	"	11,880	43,081
China M.Land	"	500	1,200
Hong Kong	"	638	3,040
India	"	100	690
Israel	"	1,182	5,890
Japan	"	10,196	33,897
Pakistan	"	25	522
Miscel. Uns.	"	2,000	328
Total	"	116,681	344,528

COMMODITY	QUANTITY		VALUE Eth. \$
	UNIT		
631.120 <u>Veneer sheets</u>			
Germany-West	Kgs.	2,800	5,205
Italy	"	21,352	44,272
Australia	"	2,260	5,218
Total	"	26,412	54,695
631.190 <u>Other wood, sawn lengthwise, sliced or peeled but not further work- ed, of thickness not exceeding 5 mm.</u>			
Italy	"	700	4,741
Total	"	700	4,741
631.211 <u>Veneered panels &amp; sheets, made up</u>			
France	"	3	5,530
Italy	"	19,100	64,613
Total	"	19,103	70,143
631.212 <u>Flywood</u>			
Netherlands	"	2,131	2,977
Sweden	"	14,158	9,675
China M.Land	"	4,900	2,550
India	"	9,700	2,550
Israel	"	66,130	22,850
Miscel. Uns.	"	14,850	1,070
Total	"	111,869	41,717
631.219 <u>Other laminated wood products; inlaid woods &amp; wood marquetry</u>			
U.K.	"	76	905
Total	"	76	905
631.420 <u>Reconstructed wood, chips, saw- dust etc, agglomer- ated with resins in sheets or blocks</u>			
Norway	"	9,800	8,710
United States	"	3,882	4,644
Total	"	13,702	13,354
631.851 <u>Wooden pegs or pins for use in the manufa- cture of foot- wear</u>			
Germany-West	"	150	2,205

IMPORT

COMMODITY	QUANTITY		VALUE Eth. \$
	UNIT		

611.851 Wooden parts of  
also for use  
in the manu-  
facture of foot-  
wear (cont'd)

Miscel. Inv.	Kgs.	24,200	1,530
Total	"	24,350	3,735

611.890 Other wood,  
slightly shaped  
or worked n.e.s.

Austria	"	124,400	53,725
Germany-West	"	274	1,900
Italy	"	108,564	109,483
U.K.	"	27,365	22,945
U.S.S.R.	"	18,170	13,420
United States	"	30	265
India	"	67 15	340
Israel	"	1,000	1,790
Singapore	"	30,364	7,325
Miscel. Inv.	"	9,900	3,760
Total	"	370,012	214,543

612.100 Complete wooden  
packing cases,  
boxes, crates,  
trunks & similar  
packings

Affairs & Cons	No.	679	44,197
France	"	14	800
Germany-West	"	13	125
Italy	"	11	5,385
Japan	"	27	1,526
Miscel. Inv.	"	175	8,015
Total	"	918	61,048

612.200 Casks, barrels, vats,  
tubs, buckets &  
other covered con-  
tainers & parts

Affairs & Cons	"	204	11,654
Kenya	"	67	3,625
Italy	"	3	450
Miscel. Inv.	"	20	385
Total	"	294	16,114

612.870 Builders carp-  
entry & joinery  
(doors, sashes &  
ready cut parts  
of buildings)

Austria	Kgs.	42,620	24,200
---------	------	--------	--------

COMMODITY	QUANTITY		VALUE Eth. \$
	UNIT		

612.400 Builders carp-  
entry & joinery  
(doors, sashes &  
ready cut parts  
of buildings  
(cont'd)

Germany-West	Kgs.	450	3,360
Italy	"	1,339	5,057
Total	"	44,409	34,617

612.710 Wooden picture  
frames, photo-  
graph & mirror  
frames

Germany-West	"	145	274
Italy	"	1,825	13,596
China N. Land	"	2,524	10,165
India	"	110	790
Japan	"	267	1,835
Australia	"	309	3,444
Total	"	5,180	30,104

612.720 Household uten-  
sils of wood

Kenya	"	347	2,574
U.A.R.	"	31	185
Germany-West	"	782	1,145
Italy	"	4,329	24,722
Netherlands	"	790	5,540
U.K.	"	255	1,007
United States	"	790	2,038
China N. Land	"	200	635
Hong Kong	"	11,941	62,757
India	"	1,292	8,955
Israel	"	40	100
Japan	"	641	3,346
Pakistan	"	624	3,660
Miscel. Inv.	"	5,807	9,767
Thailand	"	990	9,640
Total	"	28,859	136,071

612.730 Domestic & dec-  
orative artio-  
les of wood n.e.s.

Kenya	"	880	2,975
Germany-West	"	48	1,175
Italy	"	1,127	8,260
United States	"	116	1,386
China N. Land	"	442	2,440
Total	"	2,613	16,236

IMPORT

COMMODITY	QUANTITY		VALUE Eth. \$
	UNIT		
632.831 <u>Wooden tools, tool bodies, &amp; boot &amp; shoe lasts</u>			
France	Kgs.	652	3,132
Germany-West	"	30	530
Italy	"	1,453	11,084
Total	"	2,135	14,746
632.832 <u>Wooden tool handles</u>			
Germany-West	"	140	2,779
Italy	"	30,726	12,694
Netherlands	"	15	550
U.K.	"	61	922
Hong Kong	"	1,500	8,380
Total	"	32,442	25,325
632.830 <u>Broom &amp; brush bodies &amp; handles</u>			
Italy	"	5,200	9,970
Total	"	5,200	9,970
632.899 <u>Other articles of wood</u>			
Kenya	"	867	3,789
Liberia	"	257	3,680
Austria	"	258	360
Czechoslovak	"	1,853	8,400
Denmark	"	53	320
France	"	4,334	1,836
Germany-West	"	1,131	5,749
Greece	"	80	650
Ireland	"	880	510
Italy	"	1,077	20,727
Netherlands	"	170	300
Poland	"	1,900	2,910
Sweden	"	2,113	5,305
U.K.	"	17,655	2,805
U.S.S.R.	"	65,979	35,760
Yugoslavia	"	1,724	3,187
United States	"	221	1,003
China M.Land	"	192	785
India	"	1,215	1,483
Japan	"	8,771	10,607
Australia	"	115	815
Miscel. Uns.	"	14,020	2,225
Saudi Arabia	"	120	705

COMMODITY	QUANTITY		VALUE Eth. \$
	UNIT		
632.899 <u>Other articles of wood (cont'd)</u>			
Total	Kgs.	115,646	113,971
633.010 <u>Cork of bottles &amp; containers</u>			
France	"	160	1,410
Italy	"	41,854	55,713
Spain	"	13,078	69,994
Total	"	55,094	127,117
633.090 <u>Other cork manuf- actures n.e.s.</u>			
Italy	"	1,560	3,561
Spain	"	4,560	14,340
U.K.	"	50	150
Total	"	6,172	18,051
641.100 <u>Newspaper paper, in rolls or sheets</u>			
France	"	119,370	43,389
Germany-West	"	72	185
Greece	"	340	795
Norway	"	7	140
Sweden	"	201,602	51,081
Switzerland	"	16	105
United States	"	500	933
Japan	"	40,607	28,785
Miscel. Uns.	"	165	398
Total	"	362,679	125,311
641.210 <u>Other printing &amp; writing paper in rolls or sheets</u>			
Kenya	"	138	1,966
Albania	"	5,957	3,735
Austria	"	556,598	292,711
Czechoslovak	"	294,764	263,296
France	"	4,040	7,810
Germany-West	"	50,055	63,301
Greece	"	315	661
Italy	"	24,997	21,242
Netherlands	"	17	126
Norway	"	4,474	3,980
Poland	"	10,570	9,910
Spain	"	2,506	7,406
Sweden	"	2,386	7,145
Switzerland	"	3,020	11,105

IMPORT

COMMODITY	UNIT	QUANTITY		VALUE Eth. \$

COMMODITY	UNIT	QUANTITY	VALUE Eth. \$
641.210 <u>Other printing &amp; writing paper in rolls or sheets (cont'd)</u>			
U.K.	Kgs.	119,527	103,587
Yugoslavia	"	24,810	17,519
United States	"	3,402	14,497
China H. Land	"	14,767	11,205
Israel	"	20	710
Japan	"	8,398	29,210
Lebanon	"	519	2,325
Total	"	1,133,283	873,447

COMMODITY	UNIT	QUANTITY	VALUE Eth. \$
641.300 <u>Kraft paper &amp; kraft paper board</u>			
Kenya	"	109,376	90,354
Austria	"	9,999	9,335
Denmark	"	1,026	1,684
France	"	835	4,517
Germany-West	"	3,545	17,805
Norway	"	5,896	5,022
U.K.	"	17,548	31,890
Yugoslavia	"	2,147	1,973
United States	"	871	2,641
Japan	"	175	845
Total	"	151,411	166,068

COMMODITY	UNIT	QUANTITY	VALUE Eth. \$
641.400 <u>Cigarette paper in bulk, rolls or sheets</u>			
France	"	45,054	89,457
U.K.	"	2,480	6,940
Total	"	47,534	96,397

COMMODITY	UNIT	QUANTITY	VALUE Eth. \$
641.510 <u>Coloured, alloyed or glazed paper in rolls or sheets</u>			
Kenya	"	6	832
Austria	"	19,387	11,225
Germany-West	"	713	685
Italy	"	4,626	12,901
U.K.	"	1,412	10,909
India	"	1,374	9,835
Israel	"	15,554	16,176
Japan	"	82	3,555
Lebanon	"	159	4,094
Total	"	42,813	70,192

COMMODITY	UNIT	QUANTITY		VALUE Eth. \$

COMMODITY	UNIT	QUANTITY	VALUE Eth. \$
641.530 <u>Cardboard, mill-board &amp; straw-board, in rolls or sheets</u>			
Austria	Kgs.	49,155	27,325
Czechoslovakia	"	13,568	10,318
Finland	"	19,917	11,625
Germany-West	"	33,452	35,203
Iceland	"	9,860	5,669
Italy	"	121,204	87,143
Netherlands	"	14,947	9,447
Sweden	"	14,655	9,492
U.K.	"	53,803	59,269
Yugoslavia	"	37,076	24,645
United States	"	116,810	53,247
Japan	"	4,002	5,380
Total	"	488,449	338,763

COMMODITY	UNIT	QUANTITY	VALUE Eth. \$
641.590 <u>Other paper &amp; paperboard, in rolls or sheets</u>			
Austria	"	16,772	10,005
Belgium	"	1,307	1,328
Germany-West	"	3,446	13,349
Italy	"	3,805	11,240
Sweden	"	140	440
U.K.	"	57,116	44,401
United States	"	3,771	9,501
China H. Land	"	9,360	5,750
Israel	"	4	5,570
Japan	"	5,100	5,305
Total	"	100,821	106,889

COMMODITY	UNIT	QUANTITY	VALUE Eth. \$
641.810 <u>Wrapping paper &amp; paper board in rolls or sheets</u>			
Kenya	"	88,386	77,304
Austria	"	58,632	42,851
Czechoslovakia	"	24,701	14,075
Denmark	"	125	3,260
France	"	348	4,662
Germany-West	"	13,063	26,348
Italy	"	6,106	13,642
Netherlands	"	50,291	23,655
Switzerland	"	1,544	8,260

**IMPORT**

COMMODITY	QUANTITY	VALUE Est. \$
	UNIT	

641.810 Wrapping paper & paper board in rolls or sheets (cont'd)

U.K.	Kgs.	12,714	26,989
United States	"	2,887	1,668
China M.Land	"	4,411	3,360
India	"	108	240
Israel	"	573	5,000
Japan	"	24,661	68,485
Miscel. Uns.	"	100	1,080
Total	"	288,850	320,879

641.890 Paper & paper board impregnated

Austria	"	117,984	82,995
Belgium	"	5,642	6,964
Czechoslovak	"	8,040	6,695
France	"	15,110	9,180
Germany-West	"	8,768	18,483
Italy	"	7,060	36,434
Netherlands	"	12,859	9,418
Sweden	"	4,884	4,030
Switzerland	"	137,478	163,876
U.K.	"	124,818	117,049
Yugoslavia	"	32,705	32,943
United States	"	6,696	17,172
Japan	"	52	877
Total	"	482,096	506,116

641.910 Parchment & greaseproof paper & paperboard, & glazed transparent paper, in rolls or sheets

Germany-West	"	8,196	49,158
Italy	"	29,994	109,895
Switzerland	"	6,912	15,898
U.K.	"	17,333	34,073
Israel	"	9,723	10,058
Japan	"	10,389	23,851
Total	"	82,547	242,933

641.940 Ruled or squared paper & paper board in rolls or sheets

Czechoslovak	"	21,125	19,217
--------------	---	--------	--------

COMMODITY	QUANTITY	VALUE Est. \$
	UNIT	

641.940 Ruled or squared paper & paper-board, in rolls or sheets (cont'd)

France	Kgs.	6,700	3,920
Germany-West	"	2,606	3,625
U.K.	"	28,500	27,676
Total	"	58,931	54,438

641.960 Filter blocks, slabs & plates of paper pulp

Belgium	"	122	5,583
Germany-West	"	4,769	23,776
Italy	"	1,656	8,855
U.K.	"	345	3,619
United States	"	10	355
Israel	"	78	2,577
Japan	"	2,153	12,999
Total	"	9,083	57,714

641.970 Wallpaper & lining-in window transparencies of paper

France	"	360	2,823
Switzerland	"	828	3,495
Total	"	1,188	6,318

642.110 Boxes, bags & other packing containers, of paper or paper-board

Kenya	"	405,508	321,859
Austria	"	129,079	81,122
Czechoslovak	"	10,000	4,015
Denmark	"	1,496	7,895
France	"	1,300	3,454
Germany-West	"	991	3,657
Greece	"	202	1,280
Italy	"	25,094	27,077
Netherlands	"	542	5,158
U.K.	"	4,471	10,479
United States	"	2,850	7,734
Israel	"	2,359	6,937
Japan	"	1,321	365
Singapore	"	187	515
Australia	"	24,338	14,825
Total	"	609,738	548,432

IMPORT

COMMODITY	QUANTITY	VALUE

COMMODITY	QUANTITY	VALUE

642.100 Box files, letter trays, storage boxes & similar articles of paper or paperboard

Country	QUANTITY (Kgs.)	VALUE (Eth. \$)
Czechoslovak	18,855	13,513
Germany-West	60	478
Greece	1,310	3,715
Italy	4,949	7,955
U.K.	74	1,235
United States	15	1,023
Japan	979	4,690
<b>Total</b>	<b>26,242</b>	<b>32,609</b>

642.200 Envelopes, writing-blocks, letter pads & similar paper stationery

Country	QUANTITY	VALUE (Eth. \$)
Kenya	437	3,261
Czechoslovak	82,553	84,279
France	12,193	6,942
Germany-West	7,162	11,698
Italy	27,929	24,851
Netherlands	2,778	9,265
Sweden	11,322	29,702
U.K.	61,534	154,860
United States	389	3,169
India	404	1,026
Japan	76	370
Lebanon	1,575	2,581
<b>Total</b>	<b>208,352</b>	<b>332,004</b>

642.310 Registers, account books, note books & the like

Country	QUANTITY	VALUE (Eth. \$)
Austria	8,784	20,411
Belgium	112	300
Czechoslovak	338,016	248,339
Denmark	16,416	12,390
France	3,124	8,529
Germany-West	11,444	24,337
Italy	34,617	150,194
Norway	5	235
Poland	57,286	60,818
Sweden	913	1,747
Switzerland	17	125
U.K.	32,705	55,129
U.S.S.R.	201,440	87,748

642.310 Registers, account books, note books & the like

Country	QUANTITY (Kgs.)	VALUE (Eth. \$)
United States	10,830	16,624
China N. Land	68,812	100,914
Hong Kong	468	2,025
Israel	81,455	85,591
Japan	597	2,184
Lebanon	72	110
Miscel. Uns.	46	145
<b>Total</b>	<b>867,159</b>	<b>877,915</b>

642.390 Blotting pads, binders, file covers, albums, diaries & book covers

Country	QUANTITY	VALUE (Eth. \$)
Austria	200	1,320
Czechoslovak	20,342	30,363
France	7	140
Germany-West	12,391	44,629
Italy	358	5,378
Netherlands	216	406
U.K.	12,649	46,748
United States	4,032	11,167
China N. Land	5,966	7,063
Japan	6,232	25,180
<b>Total</b>	<b>62,393</b>	<b>172,394</b>

642.910 Cigarette paper cut to size

Country	QUANTITY	VALUE (Eth. \$)
France	740	2,245
Germany-West	26,437	60,776
<b>Total</b>	<b>27,177</b>	<b>63,021</b>

642.920 Carbon & other copying paper, including duplicator stencils, & transfer paper

Country	QUANTITY	VALUE (Eth. \$)
Austria	78,690	243,032
Belgium	6,016	34,406
Czechoslovak	9,344	8,940
Denmark	1,550	14,367
France	19,504	94,651
Germany-West	18,601	93,579
Iceland	2,000	7,130
Italy	37,301	69,321
Netherlands	470	5,563

IMPORT

COMMODITY	UNIT	QUANTITY		VALUE
				Eth. \$
642.920 <u>Carbon &amp; other copying paper, including duplicator stencils, &amp; transfer Paper (cont'd)</u>				
Sweden	Kgs.	20,096		17,575
Switzerland	"	1,949		7,669
U.K.	"	31,681		137,995
United States	"	6,183		39,312
India	"	20,706		41,330
Israel	"	51		550
Japan	"	23,084		29,539
Lebanon	"	2,338		6,883
Total	"	279,564		851,842
642.931 <u>Toilet Paper</u>				
U.A.R.	"	450		235
Czechoslovak	"	6,206		12,540
France	"	107		1,644
Germany-West	"	13,475		26,772
Greece	"	2,932		1,750
Italy	"	17,668		37,696
Netherlands	"	500		1,480
Nigeria	"	24		450
Romania	"	6,539		16,860
U.K.	"	16,453		42,544
United States	"	12,427		32,482
China M.Land	"	77,224		92,190
Israel	"	77,199		87,500
Japan	"	30,210		37,110
Singapore	"	2,131		3,060
Total	"	263,545		394,313
642.932 <u>paper in rolls, for use in calculating or recording machines</u>				
France	"	1,597		1,309
Germany-West	"	454		2,441
Greece	"	107		280
Italy	"	222		370
Netherlands	"	995		1,980
Sweden	"	6		1,117
U.K.	"	2,981		7,367
United States	"	5,320		11,086

COMMODITY	UNIT	QUANTITY		VALUE
				Eth. \$
642.932 <u>Paper in rolls, for use in calculating or recording machines (cont'd)</u>				
India	Kgs.	2,219		2,305
Israel	"	149		1,425
Japan	"	50		600
Lebanon	"	27		140
Miscel. Unw.	"	35		156
Total	"	14,162		30,576
642.939 <u>Other paper &amp; paper-board, cut to size</u>				
Belgium	"	3,370		18,885
France	"	8,607		4,321
Germany-West	"	333		1,410
Italy	"	20,916		15,430
U.K.	"	18,991		48,570
United States	"	5,707		17,306
China M.Land	"	2,200		1,770
Israel	"	12,080		12,375
Japan	"	11		6,625
Total	"	72,215		126,692
642.989 <u>Bobbins, spools, cops &amp; similar supports of paper pulp &amp; paper-board</u>				
Czechoslovak	"	957		1,769
France	"	2,083		26,494
Germany-West	"	19		375
U.K.	"	605		2,335
United States	"	636		2,170
Total	"	4,300		33,143
642.990 <u>Cards, for statistical machines</u>				
U.A.R.	"	265		800
France	"	52		3,872
Germany-West	"	11,091		11,061
Greece	"	300		460
Italy	"	460		1,487
Netherlands	"	2,017		10,196
U.K.	"	193		1,265
United States	"	9,928		18,500
Israel	"	5,451		9,785

IMPORT

COMMODITY	QUANTITY	VALUE

647.990	Cards, for statistical machines (cont'd)		
Japan	Egs. 16	307	
Lebanon	" 123	770	
Total	" 29,896	58,503	

651.011	Yarn of man-made fibres for use in textile industry		
France	" 17,842	101,724	
Germany-West	" 1,850	52,081	
Italy	" 12,108	98,022	
Spain	" 5,000	25,400	
U.K.	" 23,129	15,283	
China W. land	" 115,504	801,711	
Formosa	" 46,850	780,404	
Japan	" 430,181	1,881,416	
Korea South	" 11,700	62,767	
Mongolia	" 12,500	80,213	
Total	" 676,679	3,399,021	

651.019	Yarn of man-made fibres, other		
Czechoslovakia	" 5,448	36,346	
France	" 370	6,265	
Germany-West	" 1,071	7,801	
Italy	" 2,500	17,989	
U.K.	" 3,546	14,965	
China W. land	" 140,603	853,996	
Formosa	" 91,000	486,907	
Japan	" 107,574	488,989	
Korea South	" 10,000	70,670	
Total	" 362,112	1,983,928	

651.021	Cotton yarn containing more than 1% of man-made fibres		
Japan	" 17	575	
Total	" 17	575	

651.032	Cotton yarn, grey or bleached counts over 21 & up to 60		
India	" 6,431	28,260	
Total	" 6,431	28,260	

COMMODITY	QUANTITY	VALUE

651.033	Cotton yarn, grey or bleached, counts over 60		
Italy	Egs. 1,953	12,790	
India	" 21,886	133,712	
Japan	" 4,223	35,060	
Total	" 28,062	181,562	

651.039	Cotton yarn, grey or bleached, counts over 40 up to 60		
India	" 1,455	11,068	
Total	" 1,455	11,068	

651.042	Cotton yarn, coloured or mercerized, counts over 20 & up to 40		
India	" 545	1,275	
Total	" 545	1,275	

651.043	Cotton yarn, coloured or mercerized, counts over 40 up to 60		
India	" 20,161	117,370	
Japan	" 1,362	11,385	
Total	" 21,523	128,755	

651.100	Silk yarn & yarn of raw silk		
Germany-West	" 498	6,870	
Italy	" 7,377	59,833	
Sweden	" 2	136	
U.K.	" 74	1,775	
China W. land	" 178,500	916,939	
Formosa	" 118,044	659,517	
India	" 1,000	7,605	
Israel	" 6,086	29,314	
Japan	" 192,975	871,821	
Saudi Arabia	" 10	100	
Total	" 504,566	2,553,910	

651.261	Waste yarn & pieces of wool & animal hair		
Belgium	" 3,096	8,891	
France	" 557	2,976	
Germany-West	" 154	3,735	
Italy	" 29,135	93,349	
Romania	" 19,615	18,379	

**IMPORT**

COMMODITY	QUANTITY		VALUE Eth.\$
	U N I T		

651.261 Waste yarn & rejects, of wool & animal hair  
(cont'd)

U.K.	Kgs.	1,260,337	1,122,094
United States	"	11,380	20,053
Formosa	"	7,000	37,400
Japan	"	5,000	19,870
Australia	"	10,180	9,786
Total	"	1,346,454	1,336,533

651.269 Other yarn of wool, animal hair including knitting wool

Belgium	"	300	3,550
Germany-West	"	13	440
Italy	"	2,973	16,928
U.K.	"	15,908	27,328
China M.Land	"	10,000	48,065
Israel	"	111	475
Japan	"	1,000	12,036
Miscel. Uns.	"	3	155
Total	"	30,308	108,977

651.420 Cotton thread (for sewing & embroidery)

Czechoslovak	"	5,743	32,526
France	"	8,615	54,996
Germany-West	"	898	14,895
Italy	"	17,160	163,506
Netherlands	"	2,067	16,890
Spain	"	161	3,415
U.K.	"	378	12,036
United States	"	136	837
China M.Land	"	6,190	33,695
Formosa	"	2,500	12,678
India	"	19,620	130,720
Israel	"	54	1,126
Japan	"	3,006	54,348
Pakistan	"	72,209	289,722
Singapore	"	6,480	28,541
Total	"	145,217	849,931

COMMODITY	QUANTITY		VALUE Eth.\$
	U N I T		

651.911 Metalized yarn, being textile yarn spun with metal or covered with metal, shown to be imported for use in the textile industry

Italy	Egs.	35	482
Japan	"	10,723	57,557
Total	"	10,758	58,039

651.919 Metalized yarn other

U.K.	"	15,794	17,150
Formosa	"	1,910	11,650
Japan	"	50,473	192,375
Total	"	68,177	321,175

651.920 Yarn of jute

Kenya	"	4,422	5,951
France	"	72	586
Germany-West	"	1,260	3,045
Italy	"	31	1,440
U.K.	"	360	6,215
Total	"	6,145	17,237

651.950 Yarn of other vegetable fib-  
rous paper yarn

Germany-West	"	39	535
Ireland	"	250	2,920
Japan	"	6,000	33,370
Total	"	6,289	36,825

652.110 Cotton waste, grey (unbleached)

Germany-West	"	48	2,300
Italy	"	1,511	4,765
Netherlands	"	150	300
U.K.	"	100	370
Total	"	1,809	7,735

652.120 Terry fabrics, grey (unbleached)

U.K.	"	22	615
Total	"	22	615

## IMPORT

COMMODITY	QUANTITY		VALUE Eth.\$
	U M I T		

652.133 Cotton fabric,  
gray (unbleached),  
other

India	Egn.	1,309	1,310
Total	"	1,309	1,310

652.134 Fente, gray  
(unbleached)

Israel	"	4,315	119,340
Total	"	4,315	119,340

652.210 Cotton waste  
(bleached)

Germany-West	"	1,593	10,978
Italy	"	22	1,186
Netherlands	"	1,020	6,288
U.K.	"	6,313	25,658
United States	"	3,043	5,850
Israel	"	4,675	49,655
Total	"	16,666	99,615

652.221 Terry fabric,  
cotton bleached

Belgium	Sq.m.	2,243	6,337
Czechoslovak	"	2,305	4,508
U.K.	"	1,635	12,637
United States	"	4,341	7,954
China M. Land	"	568	1,530
India	"	24,006	22,544
Japan	"	4,593	7,069
Total	"	39,691	62,579

652.222 Terry fabric,  
cotton dyed

Denmark	"	449	485
Japan	"	1,800	2,171
Total	"	2,337	2,656

652.224 Terry fabric,  
cotton fente

U.K.	"	335	1,335
Japan	"	2,926	8,130
Total	"	3,261	9,465

652.291 Cotton fabric,  
sheeting & shirt-  
ing bleached

Sudan	"	52	288
Germany-West	"	5,214	15,163
United States	"	50	2,100

COMMODITY	QUANTITY		VALUE Eth.\$
	U M I T		

652.291 Cotton fabric,  
sheeting & shirt-  
ing bleached  
(cont'd)

Hong Kong	Sq.m.	14,631	17,095
India	"	10,913	10,593
Japan	"	8,677	17,592
Pakistan	"	2,058	1,139
Total	"	41,595	63,970

652.293 Cotton fabric,  
khaki drill

Germany-West	"	55	621
Japan	"	436	1,370
Total	"	491	1,991

652.295 Cotton fabric,  
white dyed or  
printed other

Austria	"	61	1,700
France	"	2,768	6,374
Germany-West	"	2,655	7,452
Hungary	"	474	523
Italy	"	864	1,015
Netherlands	"	2,392	10,018
Switzerland	"	6,718	9,348
U.K.	"	89	264
United States	"	2,859	3,491
China M. Land	"	186	480
India	"	1,673	1,962
Japan	"	26,025	32,442
Total	"	46,764	75,069

652.296 Fente of cotton  
fabrics, bleached  
dyed or printed  
other than terry  
fabrics

Austria	"	64	115
Germany-West	"	448	4,475
Italy	"	1,173	2,385
Netherlands	"	1,852	3,001
Switzerland	"	1,641	3,745
Israel	"	779	1,357
Japan	"	19,947	18,380
Total	"	25,904	33,458

**IMPORT**

COMMODITY	UNIT	QUANTITY		VALUE
				Rth.\$
<b>653.111 Pure silk, crape</b>				
Czechoslovak	Sq.m.	44,769		28,803
Total	"	44,769		28,803
<b>653.112 Silk mixed with other fibres, crape</b>				
Italy	"	35		119
Japan	"	4,183		4,519
Total	"	4,218		4,638
<b>653.113 Pure silk fabrics other than crape</b>				
Germany-West	"	2,555		3,035
Japan	"	3,936		3,150
Total	"	6,491		6,185
<b>653.114 Silk mixed with other fibres, fabrics other than crape</b>				
Germany-West	"	38		770
United States	"	1		530
Total	"	39		1,300
<b>653.131 Pile &amp; chenille fabrics, pure silk</b>				
U.K.	"	9		1,220
Total	"	9		1,220
<b>653.132 Silk mixed with other fibres, pile &amp; chenille fabrics</b>				
Czechoslovak	"	6,080		6,275
South Yemen	"	10		100
Total	"	6,090		6,375
<b>653.211 Pure wollen fabrics, other than pile &amp; chenille fabrics</b>				
France	"	77		855
Germany-West	"	16,958		11,226
Italy	"	5,569		9,585
U.K.	"	12,930		117,036
United States	"	614		5,055
China M.Land	"	3,168		15,360
Japan	"	1,349		7,575
South Yemen	"	26		190

COMMODITY	UNIT	QUANTITY		VALUE
				Rth.\$
<b>653.211 Pure wollen fabrics, other than pile &amp; chenille fabrics (cont'd)</b>				
Total	Sq.m.	40,691		166,882
<b>653.212 Wool mixed with other fibres, fabrics other than pile &amp; chenille fabrics</b>				
Italy	"	13,932		11,627
U.K.	"	4,445		19,535
Japan	"	1,975		7,660
Total	"	20,352		38,822
<b>653.221 Pure woollen pile &amp; chenille fabrics</b>				
Czechoslovak	"	1,078		19,379
France	"	64		900
Germany-West	"	1,737		7,195
Italy	"	9,068		45,503
Netherlands	"	6		250
Switzerland	"	251		1,565
U.K.	"	31,560		258,558
China M.Land	"	115		1,052
Japan	"	16,018		72,461
Saudi Arabia	"	105		370
Total	"	60,800		402,383
<b>653.222 Wool mixed with other fibres, pile &amp; chenille fabrics</b>				
France	"	261		1,875
Italy	"	3,490		10,205
Japan	"	9,098		15,080
Total	"	12,849		27,160
<b>653.223 Parts of 653.221 &amp; 653.222</b>				
Czechoslovak	"	2,646		5,487
Germany-West	"	700		12,400
U.K.	"	1,669		7,158
South Yemen	"	18		114
Total	"	4,533		20,159
<b>653.410 Jute fabric,essian cloth</b>				
Italy	"	451		528

IMPORT

COMMODITY	QUANTITY		VALUE Eth.\$
	UNIT		
653.410 <u>Jute fabric, essian cloth (cont'd)</u>			
Netherlands	Sq.m.	11,376	2,163
India	"	115,744	115,259
Japan	"	166,896	75,934
Total	"	294,467	193,884
653.430 <u>Jute fabric, sacking, other</u>			
Italy	Kgs.	2,786	10,175
Netherlands	"	7,828	20,841
India	"	33,633	42,205
Total	"	44,247	73,221
653.520 <u>Fabric of acrylic fibre</u>			
U.K.	Sq.m.	265	325
Formosa	"	30,150	63,850
Japan	"	9,168	19,414
Total	"	39,583	83,589
653.611 <u>Fabric of synth- etic fibres not mixed with other fibres,craps</u>			
Kenya	"	6	135
Belgium	"	29,443	38,694
Czechoslovak	"	217,526	162,920
Denmark	"	1,916	4,635
France	"	773	2,535
Germany-West	"	106,979	178,943
Hungary	"	3,836	2,422
Italy	"	75,191	118,525
Netherlands	"	9,554	15,205
Norway	"	28	130
Poland	"	7,817	4,830
Spain	"	7,072	15,465
Switzerland	"	110	5,744
U.K.	"	5,968	21,612
United States	"	20,039	35,267
China W.Land	"	10,845	17,146
Formosa	"	14,670	20,195
Hong Kong	"	12	135
India	"	29,035	33,240
Iran	"	4,146	5,638
Israel	"	7,684	19,678
Japan	"	907,087	1,432,733

COMMODITY	QUANTITY		VALUE Eth.\$
	UNIT		
653.611 <u>Fabric of synth- etic fibres not mixed with other fibres,craps (cont'd)</u>			
Korea South	Sq.m.	12,276	9,453
Lebanon	"	83	145
Pakistan	"	4,115	4,347
Saudi Arabia	"	7,855	6,535
South Yemen	"	1,806	3,377
Miscel. Uns.	"	9,065	8,543
Total	"	1,494,937	2,168,227
653.612 <u>Fabric of synthetic fibres not mixed with other fibres, pile &amp; chenille fabric</u>			
Czechoslovak	"	12,799	8,012
Germany-West	"	3,770	8,465
Japan	"	13,728	24,381
Total	"	30,297	40,858
653.613 <u>Fabric of synth- etic fibres,other</u>			
Belgium	"	6,305	13,485
Czechoslovak	"	71,507	47,285
Germany-West	"	355	12,930
Hungary	"	21,422	18,790
Italy	"	1,194	3,750
Netherlands	"	20	100
Poland	"	1,271	3,385
Switzerland	"	780	1,805
U.K.	"	369	7,115
United States	"	3,229	9,215
Hong Kong	"	305	1,195
Israel	"	4,715	10,526
Japan	"	104,761	168,153
Total	"	216,276	296,849
653.614 <u>Fabric of synthetic fibres mixed with other fibres other than silk</u>			
Affairs & Issa	"	6,772	11,610
Belgium	"	31,410	73,061
Czechoslovak	"	88,043	714,869
France	"	18,545	47,264

# IMPORT

COMMODITY	QUANTITY		VALUE Eth.\$
	U N I T		

653.614 Fabrics of synth-  
etic fibres mixed  
with other fibres  
other than silk  
(cont'd)

Germany-West	Sq.m.	104,583	202,208
Hungary	"	19,669	32,634
Italy	"	427,121	247,268
Netherlands	"	11,787	43,066
Spain	"	6,304	19,585
Switzerland	"	4,784	7,232
U.K.	"	16,036	53,250
United States	"	47,848	76,103
China M.Land	"	35,657	78,863
Formosa	"	69,427	135,734
Hong Kong	"	5,140	12,499
India	"	12,381	9,087
Israel	"	21,330	99,094
Japan	"	3,769,323	6,828,186
Korea South	"	2,527	6,965
Mongolia	"	14,429	19,522
Pakistan	"	4,140	5,175
Saudi Arabia	"	1,116	1,025
Singapore	"	47	114
Miscel Uns.	"	110	212
<b>Total</b>	"	<b>4,718,534</b>	<b>8,124,626</b>

653.615 Fents of 653.61

Germany-West	"	218	110
U.K.	"	2,390	1,220
<b>Total</b>	"	<b>2,608</b>	<b>1,330</b>

653.710 Knitted fabrics,  
of wool not  
mixed with other  
fibres

Italy	Kgs.	603	7,208
U.K.	"	370	10,381
Japan	"	422	8,115
<b>Total</b>	"	<b>1,375</b>	<b>25,704</b>

653.790 Knitted fabrics,  
other

Germany-West	"	35	420
Italy	"	78	1,556
Switzerland	"	148	1,685
U.K.	"	20	334

COMMODITY	QUANTITY		VALUE Eth.\$
	U N I T		

653.790 Knitted fabrics,  
other (cont'd)

United States	Kgs.	14	748
India	"	24	330
<b>Total</b>	"	<b>319</b>	<b>4,373</b>

653.910 Fabrics,woven of  
metal thread of  
metallised yarn  
(for use in arti-  
cles of apparel  
U.S.S.R.)

Germany-West	"	300	1,095
<b>Total</b>	"	<b>300</b>	<b>1,095</b>

653.920 Fabrics,woven  
of coarse animal  
hair other than  
horse hair

Czechoslovak	"	2,801	11,350
Germany-West	"	3,132	25,615
Japan	"	1,868	13,765
<b>Total</b>	"	<b>7,801</b>	<b>50,730</b>

653.950 Fabrics,woven  
other U.S.S.R.

France	"	356	11,011
Germany-West	"	714	10,896
Netherlands	"	257	1,545
Norway	"	238	1,955
U.K.	"	2,124	10,485
United States	"	1,921	50,020
China M.Land	"	1,920	14,960
Israel	"	425	6,615
Japan	"	6,822	39,894
<b>Total</b>	"	<b>14,777</b>	<b>147,381</b>

654.011 Ribbon

Austria	"	12	160
Czechoslovak	"	2,096	8,724
France	"	200	4,775
Germany-West	"	1,303	19,203
Italy	"	4,455	40,052
U.K.	"	782	9,903
United States	"	100	18,045
Japan	"	7,854	63,191
Lebanon	"	2	180
<b>Total</b>	"	<b>16,804</b>	<b>168,733</b>

## IMPORT

COMMODITY	QUANTITY		VALUE Eth.\$
	UNIT		

654.012 Other narrow  
fabrics

Belgium	Kgs.	1,726	9,180
Germany-West	"	3	212
Italy	"	76	2,223
Japan	"	100	2,744
Total	"	1,905	14,359

654.020 Yarn labels  
badges etc.

Germany-West	"	26	6,241
Italy	"	1,875	44,786
U.K.	"	32	726
Israel	"	13	174
Japan	"	1,227	16,206
Australia	"	40	1,783
Total	"	3,213	69,916

654.030 Trimings, tapes  
etc. not elastic

Czechoslovakia	"	495	2,086
Germany-West	"	9	380
Hong Kong	"	117	920
Japan	"	469	5,049
Total	"	1,090	8,435

654.040 Tulle & other  
net fabrics  
plain

Austria	"	291	7,633
Italy	"	1,872	15,880
Japan	"	1,051	17,884
Total	"	3,214	41,397

654.050 Tulle & other  
net fabrics,  
lace

Austria	"	14	952
Czechoslovakia	"	100	1,045
China W. Land	"	230	2,620
France	"	195	3,446
Germany-West	"	1,024	17,632
Italy	"	12,153	100,237
U.K.	"	1,029	25,143
United States	"	377	7,481

COMMODITY	QUANTITY		VALUE Eth.\$
	UNIT		

654.050 Tulle & other  
net fabrics,  
lace (cont'd)

India	Kgs.	3,984	14,878
Israel	"	221	2,178
Japan	"	2,258	32,649
Total	"	21,585	203,261

654.060 Embroidery

Germany-West	"	4	245
Italy	"	576	450
Netherlands	"	375	3,080
U.K.	"	156	4,381
U.S.S.R.	"	45	320
Total	"	1,156	8,476

655.110 Fabrics of  
felt

Netherlands	"	3,000	3,139
Japan	"	91	11,435
Total	"	3,091	14,574

655.120 Felt

France	"	82	1,200
Germany-West	"	37	2,940
Greece	"	250	360
Italy	"	7,459	39,422
Switzerland	"	7	874
U.K.	"	83,029	74,557
India	"	24	330
Israel	"	4,709	50,210
Total	"	95,597	169,893

655.130 Articles of felt,  
R.F.S.

Italy	"	4,800	2,121
Total	"	4,800	2,121

655.412 Articles of  
bonded fibre  
fabric

Italy	"	18	505
Total	"	18	505

655.430 Textile fabric  
coated with cell-  
ulose or other  
artificial pla-  
stic material

Germany-West	"	34	1,270
--------------	---	----	-------

**IMPORT**

COMMODITY	QUANTITY	VALUE Eth.\$
	UNIT	

655.430 <u>Textile fabrics coated with cellulose or other artificial plastic material (cont'd)</u>			
Japan	Kgs.	8,589	15,840
Total	"	8,623	17,110

655.450 <u>Rubberised textile fabrics other than knitted</u>			
France	"	76	732
Germany-West	"	98	1,698
Italy	"	2,002	5,485
Japan	"	33,998	33,731
Total	"	36,174	41,646

655.460 <u>Textile fabrics, coated with wax</u>			
Germany-West	"	493	3,984
Italy	"	4,590	13,337
Netherlands	"	165	1,310
Japan	"	1,143	3,411
Total	"	6,391	22,042

655.490 <u>Textile fabrics impregnated, other</u>			
Czechoslovak	"	7,067	57,253
France	"	707	5,070
Germany-West	"	3,065	10,879
Italy	"	22,736	92,283
Netherlands	"	25	1,035
Switzerland	"	21	260
U.K.	"	279	415
India	"	3,040	6,386
Israel	"	28,805	310,660
Japan	"	74,632	177,878
Total	"	140,377	662,119

655.500 <u>Elastic fabrics &amp; trimmings</u>			
Germany-West	"	56	920
Italy	"	896	12,060
U.K.	"	20	420
Japan	"	890	6,893
Total	"	1,862	20,293

655.611 <u>Thread, waxed (for manufacture of footwear)</u>			
Germany-West	"	169	965

COMMODITY	QUANTITY	VALUE Eth.\$
	UNIT	

655.611 <u>Thread, waxed (for manufacture of footwear) (cont'd)</u>			
Italy	Kgs.	17,247	33,748
Netherlands	"	1,151	6,215
Spain	"	101	703
U.K.	"	704	12,042
Japan	"	1,611	9,725
Total	"	20,983	63,398

655.612 <u>Thread, other</u>			
Belgium	"	10,440	11,775
France	"	12	152
Germany-West	"	203	960
Ireland	"	8	145
Italy	"	19	773
U.K.	"	10,347	23,281
Total	"	21,029	37,086

655.613 <u>Rope</u>			
Austria	"	624	6,125
Hungary	"	600	1,355
Italy	"	11,918	60,738
U.S.S.R.	"	141	785
United States	"	104	2,891
Miscel. Uns.	"	240	250
Total	"	13,627	72,144

655.619 <u>Gordage, other</u>			
Kenya	"	6,363	8,978
Austria	"	1,593	10,597
Belgium	"	10,000	31,718
Czechoslovak	"	1,384	7,753
Germany-West	"	4,318	12,590
Hungary	"	750	1,926
Italy	"	13,846	56,904
Netherlands	"	240	770
Spain	"	2,992	7,275
U.K.	"	1,936	18,504
Yugoslavia	"	180	1,300
United States	"	20	215
India	"	18,614	17,730
Japan	"	34,952	187,016
Total	"	97,118	363,276

655.629 <u>Wets of cordage, other</u>			
U.K.	"	8	236

COMMODITY	QUANTITY		VALUE Eth.\$
	UNIT		

655.629 <u>Kets of cordage, other (cont'd)</u>			
Japan	Egs.	78	495
Total	"	86	731

655.630 <u>Other articles of cordage, etc.</u>			
Italy	"	4,011	15,635
Netherlands	"	324	759
United States	"	95	395
Total	"	4,430	16,789

655.720 <u>Hat bodies of wool felt &amp; fur felt</u>			
Germany-West	"	5,471	33,488
U.K.	"	5	3,036
Total	"	5,476	36,524

655.811 <u>Wadding</u>			
Germany-West	"	94	965
Italy	"	1,600	2,220
U.K.	"	612	1,898
Japan	"	649	4,025
Total	"	2,955	10,108

655.821 <u>Gas mantles</u>			
Austria	"	369	10,610
India	"	210	2,210
Japan	"	750	4,130
Total	"	1,329	16,950

655.822 <u>Vicks of textile articles</u>			
U.K.	"	8	151
Japan	"	748	4,672
Total	"	756	4,823

655.831 <u>Fabrics used in industrial mach- inery</u>			
Belgium	"	20	800
Czechoslovak	"	15,832	59,010
Germany-West	"	940	18,888
Italy	"	162	2,750
Switzerland	"	11	2,140
U.K.	"	259	11,454
India	"	234	960
Israel	"	15	104
Japan	"	20,712	110,029
Total	"	38,127	206,135

COMMODITY	QUANTITY		VALUE Eth.\$
	UNIT		

655.832 <u>Textile driving bands (used in industrial mac- hinery)</u>			
Germany-West	Egs.	97	2,840
Italy	"	193	5,135
U.K.	"	72	1,840
India	"	217	842
Japan	"	641	6,281
Total	"	1,220	16,938

655.839 <u>Textile articles, other (used in industrial machin- ery)</u>			
Germany-West	"	48	3,454
Italy	"	15,031	51,000
Netherlands	"	1,870	14,965
Switzerland	"	20	3,742
U.K.	"	29,488	37,526
U.S.S.R.	"	466	7,445
Japan	"	16,316	42,505
Total	"	63,239	160,637

655.911 <u>Textile hose- piping, (for use with fire-fighting equipment)</u>			
Italy	"	300	1,375
Netherlands	"	42	285
U.K.	"	381	3,528
Total	"	723	5,188

655.919 <u>Textile hose- piping, other</u>			
Germany-West	"	4	125
Total	"	4	125

655.920 <u>Textile Transmis- sion, conveyor or elevator belts or belting</u>			
Germany-West	"	634	8,402
Italy	"	76	876
U.K.	"	599	4,915
Japan	"	890	4,710
Total	"	2,199	18,903

# IMPORT

COMMODITY	QUANTITY		VALUE Eth.\$
	U N I T		

656.111 Jute bags for  
the packing of  
salt or sugar

India	No.	7,934	10,631
Total	"	7,934	10,631

656.112 Bags, jute,  
other (new)

Germany-West	"	200	150
Korea South	"	528	264
Kuwait	"	200	200
Pakistan	"	28,098	18,805
Total	"	29,026	19,419

656.113 Bags, jute, other  
(used)

Kenya	"	710	3,607
Sudan	"	50	100
Italy	"	36	565
India	"	3,248	4,063
Total	"	4,044	8,335

656.132 Bags, hemp  
(used)

U.K.	"	370	185
Total	"	370	185

656.142 Bags, flax,  
(used)

Italy	"	520	212
Total	"	520	212

656.151 Bags, synthetic  
fibres (new)

Czechoslovak	"	7	19,624
Total	"	7	19,624

656.191 Bags of other  
textile materials,  
new

Netherlands	"	15	365
Total	"	15	365

656.210 Tarpaulins canvas

Czechoslovak	Sq.m.	22,000	54,660
Hungary	"	37,426	99,350
Italy	"	46,198	153,050
Romania	"	5,413	8,940

COMMODITY	QUANTITY		VALUE Eth.\$
	U N I T		

656.210 Tarpauline canvas  
(cont'd)

U.K.	Sq.m.	82,009	62,928
Israel	"	14,306	41,645
Japan	"	933	2,500
Pakistan	"	3,882	11,367
Total	"	212,167	434,440

656.220 Tents, canvas

Affars & Issa	No.	1	150
Kenya	"	71	67,818
Czechoslovak	"	60	14,645
France	"	35	5,249
Hungary	"	557	100,720
Italy	"	2	16,893
Netherlands	"	4	900
Norway	"	2	135
U.K.	"	104	37,007
U.S.S.R.	"	2	290
Canada	"	8	420
United States	"	5	208
India	"	6	8,379
Israel	"	535	294,300
Japan	"	4	355
Miscel. Uns.	"	5	350
Total	"	1,401	547,819

656.240 Halls, canvas

Czechoslovak	Egs.	20,860	98,748
Total	"	20,860	98,748

656.290 Other articles  
of canvas

Czechoslovak	"	1,483	5,627
France	"	2,114	29,276
Germany-West	"	210	725
Hungary	"	6,083	24,593
Italy	"	4,769	10,020
U.K.	"	2,100	12,329
Israel	"	570	2,725
Japan	"	27,540	35,325
Pakistan	"	1,662	5,514
Total	"	46,531	126,144

IMPORT

COMMODITY	QUANTITY		VALUE Eth.\$
	U N I T		

656.610 Blankets & travelling rugs of wool

	No.		VALUE Eth.\$
Sudan	10		100
Italy	607		8,978
U.K.	1,219		26,700
United States	4		188
<b>Total</b>	<b>1,840</b>		<b>35,966</b>

656.620 Blankets & travelling rugs of cotton

			VALUE Eth.\$
Italy	350		6,835
Sweden	8		800
China W.Land	46,501		74,044
India	8,354		13,647
<b>Total</b>	<b>55,213</b>		<b>95,326</b>

656.631 Blankets & travelling rugs of wool mixed with cotton

			VALUE Eth.\$
Italy	541		12,050
<b>Total</b>	<b>541</b>		<b>12,050</b>

656.632 Blankets & travelling rugs of wool mixed with synthetic fibres

			VALUE Eth.\$
Germany-West	125		4,375
Italy	250		4,981
Austria	124		4,365
<b>Total</b>	<b>499</b>		<b>13,721</b>

656.633 Blankets & travelling rugs of cotton mixed with synthetic fibres

			VALUE Eth.\$
Italy	195		3,825
China W.Land	180		813
<b>Total</b>	<b>375</b>		<b>4,638</b>

656.635 Blankets & travelling rugs of synthetic fibres

			VALUE Eth.\$
Germany-West	9		4,248
Italy	14		320
Norway	26		650
<b>Total</b>	<b>49</b>		<b>5,218</b>

COMMODITY	QUANTITY		VALUE Eth.\$
	U N I T		

656.699 Blankets & travelling rugs, other

	No.		VALUE Eth.\$
Italy	308		7,749
U.K.	25		873
United States	175		3,297
Japan	3,000		6,881
<b>Total</b>	<b>3,508</b>		<b>18,800</b>

656.911 Bedspreads

			VALUE Eth.\$
Germany-West	2,034		15,439
Italy	1,516		13,555
Netherlands	354		2,365
Norway	34		699
U.K.	7		303
United States	768		6,221
China W.Land	249		1,045
Japan	5		225
Saudi Arabia	15		115
<b>Total</b>	<b>4,982</b>		<b>39,967</b>

656.912 Bed covers

			VALUE Eth.\$
Hungary	17		590
Italy	99		3,515
Netherlands	2,000		11,500
Poland	42,360		158,525
U.K.	23		5,654
Yugoslavia	240		11,460
China W.Land	346		2,690
India	3,750		7,215
Israel	150		755
Saudi Arabia	13		315
Thailand	15,000		58,160
<b>Total</b>	<b>63,998</b>		<b>260,379</b>

656.913 Curtains

			VALUE Eth.\$
France	80		1,760
Italy	206		1,172
U.K.	33		710
<b>Total</b>	<b>319</b>		<b>3,642</b>

656.914 Towels

	Doz.		VALUE Eth.\$
Germany-West	50		526
Italy	15		704
Netherlands	8		426

IMPORT

COMMODITY	QUANTITY		VALUE Eth.\$
	U N I T		

656.914 Towels (cont'd)

Switzerland	Doz.	132	11,424
U.K.	"	22	110
United States	"	3	112
China M.Land	"	152	1,481
India	"	12,628	188,923
Japan	"	3,200	12,270
Total	"	16,210	215,976

656.915 Table cloth

Czechoslovak	No.	33	1,129
France	"	79	1,802
Germany-West	"	3	300
Italy	"	3,855	9,225
China M.Land	"	30	665
Hong Kong	"	106	930
India	"	40,720	12,986
Israel	"	36,348	7,758
Japan	"	589	3,914
Total	"	81,763	38,709

656.916 Pillow stuffed & pillow cases

France	"	70	4,776
Norway	"	36	245
Switzerland	"	800	5,463
U.K.	"	1,700	7,095
United States	"	77	264
China M.Land	"	10,949	1,453
Total	"	13,632	32,053

656.919 Kitchen & household linen n.e.s.

Poland	Kgs.	1,550	8,505
United States	"	90	257
Total	"	1,640	8,762

656.920 Flags of textile materials

France	No.	18,329	795
Italy	"	149	3,005
Sweden	"	12	235
U.K.	"	24	470
Japan	"	45	120
Total	"	18,559	4,625

COMMODITY	QUANTITY		VALUE Eth.\$
	U N I T		

656.921 Other made up goods (cotton)

Italy	Kgs.	3,822	8,760
Netherlands	"	45	301
U.K.	"	586	2,788
United States	"	8	125
China M.Land	"	900	4,882
India	"	4,193	42,125
Japan	"	1,100	5,530
Total	"	10,654	64,511

656.922 Other made up goods, (woollen)

France	"	40	520
Total	"	40	520

656.923 Other made up goods, silk

France	"	100	1,285
Total	"	100	1,285

656.924 Other made up goods, synthetic fibres

Italy	"	25	285
Switzerland	"	14	475
China M.Land	"	145	1,215
India	"	200	774
Japan	"	1,333	9,525
Total	"	1,717	12,274

656.925 Other made up goods, flax, hemp or jute

Italy	"	10	120
Total	"	10	120

656.929 Other made up goods, of other fibres or of mixed fibres

Belgium	"	15	210
France	"	30	300
Italy	"	14	320
Total	"	59	830

657.410 Floor covering prepared on a base of paper or paper-board

Germany-West	"	4,614	4,324
--------------	---	-------	-------

## IMPORT

COMMODITY	QUANTITY		VALUE Eth.\$
	UNIT		

657.410 <u>Floor covering prepared on a base of paper or paperboard (cont'd)</u>			
U.K.	Egs.	1,632	2,655
Total	"	6,246	6,979

657.421 <u>linoleum (on a textile base.)</u>			
Germany-West	Sq.m.	14,491	19,202
Total	"	14,491	19,202

657.422 <u>Floor covering similar to linoleum (on a textile base.)</u>			
Germany-West	"	2,700	8,207
Netherlands	"	157	2,662
U.K.	"	8,585	16,738
United States	"	7,220	6,127
Total	"	18,662	33,734

657.511 <u>Carpets, woollen, knotted</u>			
Belgium	No.	122	7,300
U.K.	"	4	1,240
China W.Land	"	4	1,725
Saudi Arabia	"	57	2,100
Total	"	187	12,365

657.512 <u>Carpets, cotton, knotted</u>			
Belgium	"	42	2,260
France	"	7	650
Italy	"	3,601	42,784
United States	"	1	116
Mongolia	"	5,000	16,365
Saudi Arabia	"	42	730
South Yemen	"	2	110
Total	"	8,695	63,015

657.519 <u>Carpets, other knotted</u>			
Belgium	"	674	13,195
Czechoslovak	"	840	21,125
France	"	61	800
Germany-West	"	1,853	26,588
Italy	"	355	5,943

COMMODITY	QUANTITY		VALUE Eth.\$
	UNIT		

657.519 <u>Carpets, other knotted (cont'd)</u>			
Netherlands	No.	200	1,940
Norway	"	2	105
Spain	"	10	5,800
Japan	"	30	11,550
Saudi Arabia	"	11	520
South Yemen	"	6	250
Total	"	3,981	87,896

657.521 <u>Carpettings,woollen knotted</u>			
U.K.	Sq.m.	64	960
China W.Land	"	24	5,260
Total	"	88	6,220

657.522 <u>Carpetting,cotton or cotton velvet, knotted</u>			
Czechoslovak	"	2,983	18,895
Saudi Arabia	"	9	100
Total	"	2,992	18,995

657.529 <u>Carpetting,other knotted</u>			
Czechoslovak	"	26	162
Germany-West	"	1,760	9,955
Ireland	"	1,893	12,555
Romania	"	1,500	14,847
U.K.	"	326,079	17,740
United States	"	6,176	3,085
Israel	"	771	1,695
Total	"	338,205	60,039

657.531 <u>Rugs, woollen, knotted</u>			
Lebanon	No.	1	194
Total	"	1	194

657.539 <u>Rugs, other knotted</u>			
U.K.	"	1	195
Saudi Arabia	"	1	100
Total	"	2	295

657.611 <u>Carpets, woollen, unknotted (woven)</u>			
Denmark	"	69	6,216

IMPORT

COMMODITY	QUANTITY		VALUE Eth.\$
	UNIT		

657.611 Carpets,woollen,  
unknotted (woven)  
(cont'd)

U.K.	No.	2	435
China M.Land	"	1	862
Saudi Arabia	"	4	300
Total	"	76	7,813

657.612 Carpets, cotton  
(woven)

Affars & Issa	"	1	185
Belgium	"	500	7,975
Germany-West	"	84	2,300
Italy	"	4	368
Sweden	"	12	22,851
U.K.	"	54	18,180
Yugoslavia	"	1	100
United States	"	1	3,870
Lebanon	"	6,497	32,330
Saudi Arabia	"	19	840
Miscel .Uns.	"	142	3,240
Total	"	7,315	92,239

657.619 Carpets, other  
knotted

Belgium	"	200	7,630
Czechoslovak	"	470	7,965
France	"	3	307
Italy	"	2,513	37,903
United States	"	390	3,368
Hong Kong	"	100	478
Saudi Arabia	"	72	4,495
Total	"	3,748	62,146

657.621 Carpetting,woollen,  
unknotted (woven)

Belgium	Sq.m.	516	13,285
Spain	"	2,221	120,000
Total	"	2,737	133,285

657.622 Carpetting,cotton  
or cotton velvet,  
unknotted (woven)

Italy	"	92	800
Total	"	92	800

COMMODITY	QUANTITY		VALUE Eth.\$
	UNIT		

657.629 Carpetting,other  
(woven)

Belgium	Sq.m.	2,384	16,590
Romania	"	614	4,595
U.K.	"	1,063	9,615
China M.Land	"	2	890
Total	"	4,063	31,490

657.631 Rugs,woollen,  
unknotted (woven)

Czechoslovak	No.	240	5,775
U.K.	"	36	4,925
Total	"	276	10,200

657.639 Rugs,unknotted  
(woven) other

South Yemen	"	8	960
Total	"	8	960

657.810 Mats of vegetable  
fibres

Saudi Arabia	"	18	200
Total	"	18	200

657.820 Mattings of vegetable  
fibres

Netherlands	"	2,001	7,960
Total	"	2,001	7,960

661.220 Cement, white

Germany-West	"	2,000	4,227
Italy	"	164,550	26,241
China M.Land	"	25,000	3,775
Total	"	191,550	33,743

661.290 Cement, other

Belgium	"	5,000	3,563
France	"	2,550	873
Italy	"	90,000	13,735
Netherlands	"	240	135
China M.Land	"	20,000	2,485
Total	"	117,790	20,791

661.320 Marble slabs  
worked

Italy	"	31,912	21,731
Total	"	31,912	21,731

## IMPORT

COMMODITY	QUANTITY		VALUE Eth.\$
	Eggs		
661.340 <u>Woolen cubes</u>			
Italy	Eggs.	11,000	6,000
Total	"	11,000	6,000
661.390 <u>Elemental or building stone (squared)</u>			
Italy	"	112,837	54,074
Total	"	112,837	54,074
661.810 <u>Articles of asphalt or similar materials</u>			
Germany-West	"	5,000	3,230
Italy	"	400	155
Netherlands	"	1,400	570
Total	"	6,800	3,955
661.820 <u>Building materials (panels, boards, tiles, blocks, etc)</u>			
Kenya	"	95	475
Austria	"	9,680	3,520
France	"	8,782	27,870
Germany-West	"	8,500	6,645
Italy	"	32,181	7,495
U.K.	"	30,047	45,080
United States	"	85,988	58,780
China W. Land	"	11,760	5,171
Israel	"	9,000	4,326
Total	"	196,033	159,362
661.830 <u>Articles of asbestos-cement, of cellulose fibre- cement &amp; the like</u>			
Austria	"	6,120	2,335
Germany-West	"	568	3,787
Italy	"	30,112	14,115
Netherlands	"	24,089	11,523
U.K.	"	46,560	34,432
U.S.S.R.	"	1,430	9,620
United States	"	17,486	10,625
Thailand	"	63,957	11,180
Australia	"	20	215
Total	"	190,342	97,832

COMMODITY	QUANTITY		VALUE Eth.\$
	Eggs		
662.310 <u>Heat-insulating bricks, blocks tiles &amp; other</u>			
Austria	Eggs.	6,500	2,200
Germany-West	"	23,423	21,610
Italy	"	6,885	12,699
Netherlands	"	20,000	7,709
U.K.	"	424	1,566
Hong Kong	"	21,000	15,185
Israel	"	150	130
Total	"	78,382	61,099
662.320 <u>Refractory bricks, blocks, tiles &amp; heat-insulating goods</u>			
France	"	4,435	2,309
Germany-West	"	7,800	4,230
Greece	"	3,520	1,795
Italy	"	310,793	155,670
Japan	"	200	150
Netherlands	"	15,500	10,328
Total	"	342,248	174,482
662.330 <u>Refractory cement &amp; mortars</u>			
Germany-West	"	45	476
Italy	"	34,508	19,716
Netherlands	"	1,399	1,092
U.K.	"	1,000	349
United States	"	884	1,575
Total	"	37,836	23,208
662.410 <u>Building bricks</u>			
Germany-West	"	4,300	2,541
Italy	"	35,770	27,525
Total	"	40,070	30,066
662.420 <u>Roofing tiles, chimney pots, &amp; other construc- tional ceramic ware</u>			
Austria	"	15,800	5,745
Italy	"	89,167	30,265
Netherlands	"	12,500	5,140

IMPORT

COMMODITY	QUANTITY		VALUE Eth.\$
	U N I T		

662.420 Roofing tiles, chimney pots, & other constructional ceramic ware (cont'd)

Sweden	Kgs.	5,572	7,350
U.K.	"	3,450	3,245
Total	"	126,489	51,745

662.430 Ceramic piping conduits & similar fittings

Netherlands	"	634	5,254
U.K.	"	4,619	37,750
Total	"	5,253	43,004

662.461 Ceramic hearth & wall tiles (glazed or unglazed)

Czechoslovak	"	71,830	25,229
Germany-East	"	9,540	4,545
Germany-West	"	115,120	73,479
Hungary	"	16,620	3,954
Italy	"	72,128	22,150
Norway	"	119	119,250
Spain	"	3,600	1,395
China M.Land	"	179,102	60,320
Total	"	468,059	310,322

663.110 Grinding & polishing wheels & stones (for hand-pedal or power-operated machines)

Austria	"	1,772	4,885
Denmark	"	65,874	112,469
Germany-West	"	585	5,465
Italy	"	8,054	19,367
Poland	"	3,720	4,848
United States	"	6	269
China M.Land	"	700	9,994
Total	"	80,711	157,267

663.120 Grinding & polishing stones (for use directly in the hand)

Austria	"	3,609	11,779
---------	---	-------	--------

COMMODITY	QUANTITY		VALUE Eth.\$
	U N I T		

663.120 Grinding & polishing stones (for use directly in the hand (cont'd))

Czechoslovak	Kgs.	204	2,710
France	"	306	1,050
Germany-West	"	441	2,110
Italy	"	18,388	23,460
Netherlands	"	2,161	9,065
Japan	"	325	1,905
Australia	"	1,000	2,324
Total	"	26,424	54,603

663.200 Abrasive cloths, & papers & similar articles

Kenya	"	62	1,060
Albania	"	49	330
Austria	"	10,418	12,053
Czechoslovak	"	5,664	7,563
France	"	125	889
Germany-West	"	7,264	51,829
Italy	"	4,467	19,985
Netherlands	"	1,034	7,242
Norway	"	32	1,830
Sweden	"	2,484	4,895
Switzerland	"	686	3,985
U.K.	"	132	1,440
China M.Land	"	3,636	3,108
India	"	860	595
Japan	"	831	4,013
Australia	"	1,565	6,616
Total	"	39,309	127,423

663.641 Cement & concrete railway sleepers

Netherlands	"	1,000	3,530
United States	"	28	610
Total	"	1,028	4,140

663.649 Other articles of plaster, cement concrete or artificial stone, reinforced or not

Germany-West	"	4,000	4,155
Total	"	4,000	4,155

COMMODITY	QUANTITY		VALUE Eth.\$
	QTY		
663.710 <u>Crucibles, cups, ingot moulds for recasting metal</u>			
France	Kgs.	11	197
Germany-West	"	584	2,350
Italy	"	520	2,215
India	"	340	755
Total	"	1,455	5,517
663.790 <u>Refractory goods, other than alumina, silica, magnesite, etc.</u>			
Netherlands	"	100	1,815
Total	"	100	1,815
663.810 <u>Manufactures of asbestos</u>			
Austria	"	638	2,760
Italy	"	24,480	27,690
Netherlands	"	2,797	7,802
U.K.	"	380	4,145
Israel	"	15,500	14,820
Australia	"	9,932	5,145
Total	"	53,727	62,362
663.829 <u>Other friction materials with a base of asbestos</u>			
Germany-West	"	519	1,730
Italy	"	16	137
Total	"	535	1,867
663.911 <u>Ceramic wares for chemical, industrial or agricultural use</u>			
Germany-West	"	4	166
Italy	"	19	241
Total	"	23	407
663.919 <u>Ceramic wares for chemical, industrial or agricultural use</u>			
Israel	"	2,195	1,812
Total	"	2,195	1,812

COMMODITY	QUANTITY		VALUE Eth.\$
	UNIT		
663.921 <u>Corundum water filters</u>			
U.K.	Kgs.	234	2,066
Total	"	234	2,066
664.010 <u>Polished plate glass not bevelled</u>			
Italy	"	57,709	36,263
U.K.	"	5,433	9,245
Japan	"	2,691	1,669
Total	"	65,833	47,177
664.020 <u>Polished plate glass (bevelled)</u>			
Belgium	"	54,600	32,700
Bulgaria	"	2,794	1,545
Italy	"	13,824	21,623
Yugoslavia	"	32,018	16,490
India	"	410	510
Israel	"	883	730
Japan	"	71,902	47,583
Total	"	176,431	121,181
664.030 <u>Sheet glass, plain</u>			
Belgium	Sq.m.	11,304	3,980
Bulgaria	"	280,490	51,035
Czechoslovakia	"	49,801	86,502
Germany-West	"	32,622	51,922
Hungary	"	2,920	17,255
Iceland	"	2,376	8,790
Italy	"	19,098	113,724
Poland	"	15,127	55,226
Romania	"	3,990	13,400
U.K.	"	874	3,615
U.S.S.R.	"	12,860	32,222
Yugoslavia	"	2,000	5,895
United States	"	11,687	42,670
China K. Land	"	69,545	167,934
Israel	"	367	1,900
Japan	"	84,909	388,361
Total	"	599,970	894,147

IMPORT

COMMODITY	QUANTITY		VALUE Eth.\$
	U N I T		

664.090 Other cast, rolled or drawn glass

Czechoslovak	Kgs.	3,938	1,485
Germany-West	"	60	1,400
Italy	"	256	8,048
India	"	6,137	3,350
Japan	"	31,335	16,102
<b>Total</b>	"	<b>41,726</b>	<b>30,385</b>

664.100 Glass rods, tubes & waste

Poland	"	7,800	3,565
China M.Land	"	30,700	7,905
Japan	"	8,005	3,690
<b>Total</b>	"	<b>46,505</b>	<b>15,160</b>

664.210 Corrective spectacle lenses

Germany-West	"	79	16,739
Hungary	"	130	2,869
Italy	"	5	134
India	"	14	545
<b>Total</b>	"	<b>228</b>	<b>20,287</b>

664.790 Safety glass, other

Bulgaria	"	200	1,620
France	"	175	688
Germany-West	"	100	460
Italy	"	11,225	7,531
United States	"	43,867	27,435
Israel	"	1,450	6,335
Japan	"	8,000	5,065
<b>Total</b>	"	<b>65,017</b>	<b>49,134</b>

664.810 Rear-view mirrors & other mirrors (for use in road motor vehicle)

U.K.	"	13	185
<b>Total</b>	"	<b>13</b>	<b>185</b>

664.890 Other mirrors & polished plate glass (silvered)

Belgium	"	3,562	4,133
---------	---	-------	-------

COMMODITY	QUANTITY		VALUE Eth.\$
	U N I T		

664.890 Other mirrors & polished plate glass (silvered) (cont'd)

France	Kgs.	25	115
Germany-West	"	1,318	2,605
Italy	"	2,951	17,487
China M.Land	"	16,133	17,797
Hong Kong	"	6,000	6,766
Israel	"	16,740	10,720
Japan	"	5,632	3,139
Miscel .Uns.	"	3,000	4,860
<b>Total</b>	"	<b>55,361</b>	<b>62,622</b>

664.920 Glass envelopes for electric lamps, valves etc.

Germany-West	"	800	9,381
Italy	"	18	881
U.K.	"	5,985	25,569
U.S.S.R.	"	23,772	41,591
United States	"	33	2,206
China M.Land	"	3,080	8,956
Japan	"	1,913	6,797
<b>Total</b>	"	<b>35,541</b>	<b>95,381</b>

664.931 Clock & watch glasses

Germany-West	"	28	3,135
Italy	"	9	960
Japan	"	25	700
<b>Total</b>	"	<b>62</b>	<b>4,795</b>

664.939 Glass for sun-glasses (non-corrective)

Germany-West	"	69	9,070
Hungary	"	27	606
Italy	"	31	1,757
India	"	81	2,840
<b>Total</b>	"	<b>208</b>	<b>14,273</b>

664.940 Glass fibre

Netherlands	"	31	173
U.K.	"	247	3,485
<b>Total</b>	"	<b>278</b>	<b>3,658</b>

## IMPORT

COMMODITY	UNIT	QUANTITY	VALUE
			Eth.\$

665.110 Commercial containers of glass

Affairs & Issa	Kgs.	164,200	14,201
Kenya	"	106,000	45,940
Austria	"	19,135	67,940
Belgium	"	29,658	58,534
France	"	127,654	250,710
Germany-West	"	10,004	59,926
Italy	"	5,131	16,452
Netherlands	"	497	774
Sweden	"	106	860
U.K.	"	170,456	35,381
United States	"	21,141	35,117
China W.Land	"	22,812	17,153
India	"	2,796	3,283
Japan	"	6,253	41,759
Saudi Arabia	"	280	365
Total	"	686,123	648,395

665.120 Glass inner for vacuum flasks

United States	No.	288	546
India	"	4,176	14,490
Japan	"	268	940
Total	"	5,732	15,976

665.200 Glassware (used for table, kitchen, toilet & indoor decoration)

Affairs & Issa	"	10	127
Belgium	"	98,050	52,871
Czechoslovak	"	285	4,745
Denmark	"	4,730	3,310
France	"	102,924	60,541
Germany-West	"	7,662	20,802
Italy	"	9,861	55,580
Netherlands	"	204	210
Norway	"	5	300
U.K.	"	12,401	36,731
United States	"	85,987	140,803
China W.Land	"	118,643	74,989
Japan	"	19,847	15,062
Miscel. Use.	"	205	140
Total	"	460,314	566,211

COMMODITY	UNIT	QUANTITY	VALUE
			Eth.\$

665.811 Laboratory & scientific glassware

France	Kgs.	856	8,466
Germany-West	"	735	6,634
Italy	"	37	1,363
U.K.	"	740	2,209
United States	"	4,883	6,839
India	"	3,875	3,350
Total	"	11,126	28,861

665.819 Hygienic glassware, glass ampoules

France	"	22,000	34,570
Italy	"	500	3,601
U.K.	"	31,118	31,650
Total	"	53,618	69,821

665.821 Glass beads

Czechoslovak	"	34,708	71,363
Germany-West	"	1,288	2,175
Italy	"	1,097	3,135
India	"	2,300	1,600
Total	"	39,393	78,273

665.829 Other decorative glass smallware

Germany-West	"	7	310
Italy	"	15	250
Total	"	22	560

665.899 Other articles of glass n.e.s.

Czechoslovak	"	1,600	2,260
France	"	10,133	16,105
Germany-West	"	261	2,059
Greece	"	200	100
Italy	"	1,635	8,135
Poland	"	120	985
Canada	"	75	196
Hong Kong	"	90	106
Japan	"	7,378	11,000
Total	"	21,492	40,946

666.400 Porcelain or china household ware

Kenya	"	60	1,305
-------	---	----	-------

IMPORT

COMMODITY	QUANTITY		VALUE Eth.\$
	U N I T		

666.400 Porcelain or china household ware (cont'd)

Czechoslovak	Kgs.	9,230	31,728
France	"	47,104	82,238
Germany-West	"	1,859	21,604
Greece	"	600	17,220
Italy	"	4,301	20,484
U.K.	"	176	200
United States	"	226	25,040
China M.Land	"	480,542	526,741
Hong Kong	"	3,600	4,465
Israel	"	1,864	7,214
Japan	"	71,535	168,048
Saudi Arabia	"	300	315
Miscel. Uns.	"	500	200
Total	"	621,955	906,802

666.500 Household ware of other ceramic materials

France	"	20,945	49,327
Italy	"	2,839	8,110
U.K.	"	1,313	810
China M.Land	"	93,173	80,750
Japan	"	19,210	52,718
Total	"	137,480	191,715

666.600 Statuettes & other ornaments, & articles of furniture of ceramic materials

France	"	170	5,239
Italy	"	350	1,270
U.K.	"	136	9,479
Total	"	656	15,988

667.400 Synthetic precious or semi-precious stones, not set or strung

France	"	425	8,807
Italy	"	54	210
Total	"	479	9,017

671.100 Spiegeleisen

Italy	"	40,000	37,780
Total	"	40,000	37,780

COMMODITY	QUANTITY		VALUE Eth.\$
	U N I T		

672.310 Ingots of iron & steel imported for further processing

Affars & Issa	Kgs.	171,550	39,875
Zambia	"	41,200	52,829
Belgium	"	174,510	75,603
Germany-West	"	1,014,070	395,630
Italy	"	1,177,075	481,760
U.K.	"	9,999	11,372
Israel	"	39,680	4,765
Total	"	2,628,104	1,061,184

672.390 Ingots of iron & steel, other

Affars & Issa	"	10,330	800
Zambia	"	205,500	188,100
Belgium	"	65,570	33,326
Denmark	"	4,000	8,180
Germany-West	"	153,600	61,580
Italy	"	37,200	15,933
U.K.	"	11,501	14,707
U.S.S.R.	"	3,536	7,000
Japan	"	61,800	78,345
Miscel. Uns.	"	33,175	4,789
Total	"	586,212	412,260

672.700 Iron & steel coils for re-rolling

Japan	"	47,270	23,125
Total	"	47,270	23,125

672.900 Blanks for tubes & pipes, of iron & steel

Italy	"	12,125	16,450
United States	"	5,865	7,945
India	"	29,288	18,985
Total	"	47,278	43,380

673.100 Wire, rod, of iron & steel

Kenya	"	31,238	24,846
Belgium	"	47,273	22,820
Germany-West	"	3,751	6,726
Italy	"	471,950	282,084
Netherlands	"	1,542	2,355

IMPORT

COMMODITY	QUANTITY		VALUE Eth.\$
	UNIT		

673.100 Wire, rod, of iron & steel (cont'd)

Norway	Kgs.	50,000	39,805
China W. land	"	25,150	14,754
Japan	"	667,026	288,804
Miscel. Unk.	"	70	150
Total	"	1,297,500	682,546

673.200 Bars & rods, other, of iron & steel; hollow mining drill steel

Kenya	"	29,890	21,380
Belgium	"	178,143	80,029
France	"	13,542	15,688
Germany-West	"	59,291	37,710
Italy	"	844,678	537,203
Netherlands	"	42,215	14,255
U.K.	"	73,509	45,655
Japan	"	621,962	336,830
Miscel. Unk.	"	62,410	7,560
Total	"	1,925,720	1,096,310

673.600 Angles, shapes & sections of iron & steel

Belgium	"	670,717	337,488
France	"	293,518	121,834
Germany-West	"	104,432	67,876
Greece	"	336	450
Hungary	"	733,752	264,943
Italy	"	319,999	239,810
Netherlands	"	37,511	21,953
U.K.	"	679,039	491,167
United States	"	45,009	59,335
Japan	"	253,415	107,695
Total	"	3,137,728	1,712,551

674.040 Plates & sheets of iron & steel (for further processing into C.O.I. sheets)

Affare & Issa	"	4,400	45,683
Belgium	"	256,484	99,308
France	"	8,530	3,753
Germany-West	"	599,963	220,776
Greece	"	214,754	87,300

COMMODITY	QUANTITY		VALUE Eth.\$
	UNIT		

674.040 Plates & sheets of iron & steel (for further processing into C.O.I. sheets) (cont'd)

Italy	Kgs.	1,544,420	672,008
Netherlands	"	29,011	29,440
Norway	"	5,329	2,930
U.K.	"	16,823	7,762
U.S.S.R.	"	50,000	16,192
Hong Kong	"	6,102	9,285
Israel	"	512	6,570
Japan	"	12,668,472	5,970,299
Total	"	15,404,800	7,171,306

674.090 Plates & sheets, other, of iron & steel

Kenya	"	81,116	100,545
Zambia	"	338,888	359,154
Belgium	"	267,795	152,823
France	"	22,947	9,279
Germany-West	"	211,150	84,460
Hungary	"	175,323	66,817
Italy	"	1,718,317	938,222
Netherlands	"	3,748	3,134
U.K.	"	272,626	249,420
U.S.S.R.	"	1,236,563	443,887
Yugoslavia	"	141,870	68,310
United States	"	149,735	102,490
Hong Kong	"	4,536	4,536
Japan	"	2,653,605	1,275,975
Lebanon	"	25,000	44,430
Saudi Arabia	"	2,000	700
Total	"	7,305,219	3,904,182

674.500 Universal plates of iron & steel

Belgium	"	16,251	13,155
France	"	41,529	21,106
Germany-West	"	17,571	6,540
Hungary	"	37,290	16,130
Italy	"	30,337	79,878
Netherlands	"	3,402	2,970
Poland	"	195,160	55,245
Switzerland	"	42,195	90,749

IMPORT

COMMODITY	QUANTITY		VALUE Eth. \$
	U N I T		

674.500 Universal plates of iron & steel (cont'd)

U.K.	Kgs.	200	2,300
Hong Kong	"	6,102	10,705
Japan	"	570,340	858,945
Miscel. Uns.	"	15,000	4,100
Total	"	975,377	1,161,823

675.000 Hoop & strip of iron & steel

Belgium	"	22,348	10,254
Japan	"	10,381	6,177
Total	"	32,729	16,431

676.000 Rails and railway track constructional materials of iron & steel

Belgium	"	17,484	276,000
France	"	769,940	343,158
U.K.	"	36,900	63,610
Total	"	824,324	682,768

677.040 Iron & steel wire (for further manufacture or processing)

Germany-West	"	567,380	267,380
Netherlands	"	14,000	8,920
Norway	"	19,900	14,000
Total	"	601,280	290,300

677.090 Iron & steel wire other

Germany-West	"	49,805	56,284
Italy	"	62,550	23,957
Sweden	"	110	1,468
Total	"	112,465	81,709

678.000 Tubes-pipes & fittings of iron & steel

Belgium	"	21,239	15,051
Denmark	"	17,000	9,130
France	"	6,117	20,530
Germany-West	"	63,174	110,109
Italy	"	711,299	544,188
Netherlands	"	11,919	16,186

COMMODITY	QUANTITY		VALUE Eth. \$
	U N I T		

678.000 Tubes-pipes & fittings of iron & steel (cont'd)

Sweden	Kgs.	94	160
U.K.	"	62,998	38,915
U.S.S.R.	"	68,044	93,980
United States	"	207,430	140,178
China W. Land	"	142,764	138,951
India	"	254,349	175,836
Israel	"	59,830	51,777
Japan	"	309,939	227,430
Singapore	"	63,173	51,330
Thailand	"	307	1,280
Total	"	1,999,616	1,654,971

679.000 Iron & steel castings & forgings, unworked B.S.S.

Belgium	"	64,070	28,245
Total	"	64,070	28,245

682.140 Copper, unwrought

Japan	"	225	2,799
Miscel. Uns.	"	4,590	4,131
Total	"	4,815	6,930

682.211 Bars, rods angles, shapes & sections of copper

Germany-West	"	87	560
Netherlands	"	980	4,860
Japan	"	2,969	7,430
Total	"	4,036	12,850

682.212 Bars, rods angles, shapes & sections of bronze of brass, or of other copper alloys

Austria	"	22	175
Germany-West	"	257	1,320
Italy	"	184	2,070
Netherlands	"	269	980
United States	"	30	245
Japan	"	2,300	6,804
Total	"	3,062	11,874

## IMPORT

COMMODITY	UNIT	QUANTITY	VALUE
			Eth.\$

682.221 Plates, sheets & strip of copper

Germany-West	Kgs.	511	6,565
Italy	"	60	255
Japan	"	2,000	7,028
Total	"	2,571	13,848

682.222 Plates, sheet & strip of bronze, brass, or other copper alloys

Belgium	"	919	4,800
Germany-West	"	4,088	13,325
Italy	"	870	5,185
Netherlands	"	299	1,570
U.K.	"	2,682	27,180
U.S.S.R.	"	658	3,762
Total	"	9,516	55,822

682.271 Tubes, pipes, hollow bars & fittings of copper

Germany-West	"	311	2,632
Hungary	"	100	599
Netherlands	"	192	1,170
U.K.	"	1,089	10,595
Japan	"	133	2,640
Total	"	1,825	17,636

682.272 Tubes, pipes, hollow bars & fittings of other copper alloys

Germany-West	"	1,129	6,816
Italy	"	3,040	20,405
Netherlands	"	17	130
U.K.	"	102	2,229
United States	"	38	700
Miscel. Use.	"	1,850	2,465
Total	"	6,176	32,745

683.230 Tubes & pipe fittings of nickel

United States	"	139	1,476
Total	"	139	1,476

COMMODITY	UNIT	QUANTITY	VALUE
			Eth.\$

683.240 Electro plating anodes of nickel

France	Kgs.	1,800	3,415
Total	"	1,800	3,415

683.250 Bars, rods, angles, shapes & sections, plate sheet & strip, of nickel; single strand nickel wire; nickel foil; nickel powder & flakes

Germany-West	"	210	145
Total	"	210	145

684.100 Unwrought aluminium in grains, ingots, billets & similar forms

Italy	"	100	4,410
Total	"	100	4,410

684.240 Aluminium powders & flakes

Belgium	"	19	610
Germany-West	"	23	1,210
Hungary	"	1,024	5,925
U.K.	"	13	250
Lebanon	"	1,655	3,380
Total	"	2,734	11,375

684.271 Aluminium plates & sheets (for further processing & manufacture in Ethiopia)

France	"	2,427	17,525
Italy	"	3,657	10,420
Sweden	"	159,060	385,110
Hong Kong	"	43,052	91,534
Lebanon	"	103,640	200,915
Total	"	311,836	705,504

684.272 Aluminium plates & sheets, other

Italy	"	49,614	144,127
Sweden	"	228,950	510,782
Switzerland	"	93,943	310,840
U.K.	"	252	6,741

**IMPORT**

COMMODITY	QUANTITY		VALUE Kth.\$
	U N I T		

684.272 Aluminium plates  
& sheets, other  
(cont'd)

	U N I T	QUANTITY	VALUE Kth.\$
United States	Kgs.	500	2,687
Hong Kong	"	3,869	8,385
India	"	15,000	3,355
Iran	"	1,663	12,195
Israel	"	78	420
Japan	"	11,130	885
Lebanon	"	3,377	8,190
Total	"	408,376	1,008,607

684.279 Aluminium, bars,  
rods, shapes,  
angles & sections

	U N I T	QUANTITY	VALUE Kth.\$
Hungary	"	1,200	3,645
Italy	"	23,751	86,715
Sweden	"	28,923	183,625
U.K.	"	3	250
United States	"	70,100	17,680
Hong Kong	"	11,906	31,071
Israel	"	990	4,126
Lebanon	"	18,100	32,170
Miscel. Uns.	"	7,480	3,988
Total	"	162,453	363,270

685.100 Lead, Unwrought

	U N I T	QUANTITY	VALUE Kth.\$
Italy	"	40	215
Total	"	40	215

685.200 Lead, bars, rods  
shapes, plates  
sheet tubes  
pipes, powder  
& flakes etc.

	U N I T	QUANTITY	VALUE Kth.\$
Germany-West	"	8,860	17,998
Italy	"	1,505	4,490
Netherlands	"	325	422
Switzerland	"	8,628	20,380
Total	"	19,318	43,290

686.200 Zinc, bars, rods,  
shapes, sheets  
wire powder  
& flakes etc.

	U N I T	QUANTITY	VALUE Kth.\$
Zambia	"	330,874	322,098
Japan	"	19,536	18,820
Total	"	350,410	340,918

COMMODITY	QUANTITY		VALUE Kth.\$
	U N I T		

687.200 Tin, bars, rods,  
shapes, sheets  
wire powder &  
flakes etc.

	U N I T	QUANTITY	VALUE Kth.\$
Germany-West	Kgs.	777	2,755
Italy	"	171,313	155,189
United States	"	59,871	39,930
Japan	"	429,486	777,264
Total	"	661,447	1,075,138

689.610 Articles of other  
non-ferrous  
metals B.S.G.

	U N I T	QUANTITY	VALUE Kth.\$
France	"	140	154
Japan	"	16,000	12,120
Total	"	16,140	12,274

691.110 Doors, windows  
& fittings of  
iron & steel

	U N I T	QUANTITY	VALUE Kth.\$
Belgium	"	66,600	28,640
Germany-West	"	5,560	17,857
Italy	"	506,808	97,764
Sweden	"	2,750	12,805
U.K.	"	9,518	18,500
United States	"	60,426	446,300
Singapore	"	17,135	26,005
Total	"	668,797	647,891

691.120 Structures,  
assembled or  
unassembled  
of iron &  
steel

	U N I T	QUANTITY	VALUE Kth.\$
Sudan	"	51,500	6,020
Germany-West	"	49,085	48,685
Italy	"	8,208	24,310
Netherlands	"	40	625
U.K.	"	61,389	56,740
United States	"	18,836	169,495
India	"	2,220	2,055
Total	"	191,278	307,930

691.190 Plates, strip, rods  
angles & sections  
(prepared for use  
in structures of  
iron & steel)

	U N I T	QUANTITY	VALUE Kth.\$
France	"	3	284

COMMODITY	QUANTITY		VALUE Eth.\$
	UNIT		

691.190 Plates, strip, rods  
angles & sections  
(prepared for use  
in structure, of  
iron & steel)  
(cont'd)

	UNIT	QUANTITY	VALUE Eth.\$
Germany-West	Kgs.	1	113
United States	"	30,223	80,380
India	"	12,266	8,846
Total	"	42,493	89,623

691.210 Doors, window  
frames, house  
frames in sections  
of aluminium

	UNIT	QUANTITY	VALUE Eth.\$
Affare & Isea	Kgs.	50	100
Italy	"	690	9,079
Netherlands	"	970	4,950
Sweden	"	506	2,995
U.K.	"	172	485
United States	"	40,183	322,480
China W. land	"	1,825	1,410
Israel	"	7,110	36,552
Japan	"	320	4,255
Singapore	"	21,180	94,300
Total	"	73,006	476,606

691.290 Aluminium struc-  
ture complete  
or incomplete  
mobile houses,  
hangars, hen &  
dog house

	UNIT	QUANTITY	VALUE Eth.\$
Germany-West	"	21,294	33,875
U.K.	"	179,049	700,205
United States	"	38,117	105,045
Singapore	"	9,285	18,240
Total	"	247,745	857,365

692.111 Reservoirs, tanks  
& vats of a capa-  
city exceeding 300  
litres (of iron &  
steel) for use with  
water supply

	UNIT	QUANTITY	VALUE Eth.\$
Kenya	"	75	503
Total	"	75	503

COMMODITY	QUANTITY		VALUE Eth.\$
	UNIT		

692.119 Reservoirs, tanks  
& vats of a capa-  
city exceeding 300  
litres (of iron  
& steel), other

	UNIT	QUANTITY	VALUE Eth.\$
Belgium	Kgs.	63,000	281,258
Netherlands	"	7,200	2,898
Switzerland	"	528	410
United States	"	4,674	27,100
Total	"	75,402	311,666

692.211 Iron & steel  
drums

	UNIT	QUANTITY	VALUE Eth.\$
Affare & Isea	"	162,351	60,693
Sudan	"	5,775	2,200
France	"	14,050	7,231
Germany-West	"	1,520	6,712
Italy	"	6,269	15,128
U.S.S.R.	"	1,000	1,000
United States	"	1,680	15,498
Iran	"	968	317
Japan	"	21,619	12,857
Miscel. Uns.	"	30,176	23,480
Total	"	245,408	145,266

692.219 Casks, boxes, cans  
& similar commercial  
containers of iron  
& steel

	UNIT	QUANTITY	VALUE Eth.\$
Affare & Isea	"	6,520	1,263
Kenya	"	7,933	19,056
Sudan	"	152	152
Czechoslovak	"	7,470	10,837
Germany-West	"	4,040	4,334
Hungary	"	6,300	11,194
Italy	"	161,131	299,995
Netherlands	"	8,167	14,850
U.K.	"	1,121	6,585
United States	"	41,298	35,630
Japan	"	1,850	1,283
Miscel. Uns.	"	701	595
Total	"	246,683	405,774

692.221 Aluminium drums

	UNIT	QUANTITY	VALUE Eth.\$
Affare & Isea	"	6,000	2,491
Total	"	6,000	2,491

IMPORT

COMMODITY	QUANTITY		VALUE Eth.\$
	U N I T		

692.229 Commercial containers of aluminium

Miscel. Uns.	Kgs.	2,476	2,062
Total	"	2,476	2,062

692.290 Metal containers, other (for storage & transport)

Affars & Issa	"	3,000	505
Belgium	"	44,925	69,645
Germany-West	"	26	220
Greece	"	144	1,580
Italy	"	3,860	17,365
United States	"	19,614	54,000
Miscel. Uns.	"	5,020	4,600
Total	"	76,589	147,915

692.310 Gas cylinders (of iron & Steel)

Affars & Issa	"	2,320	190
Kenya	"	376	340
Liberia	"	7,755	8,365
Belgium	"	60	100
Germany-West	"	37,572	71,424
Greece	"	2,399	7,944
Italy	"	23,400	33,679
Netherlands	"	25	145
Sweden	"	835	2,289
U.K.	"	326	250
U.S.S.R.	"	20,640	19,088
United States	"	15	505
Total	"	95,723	144,319

692.320 Gas cylinders (of aluminium)

Kenya	"	90	180
Germany-West	"	356	380
Greece	"	100	300
U.K.	"	60	3,667
Total	"	606	4,527

693.110 Stranded wire cable, cordage & rope (of iron & steel)

Belgium	"	78,582	82,005
---------	---	--------	--------

COMMODITY	QUANTITY		VALUE Eth.\$
	U N I T		

693.110 Stranded wire cable, cordage & rope (of iron & steel) (cont'd)

Finland	Kgs.	64	601
France	"	5	270
Germany-West	"	103,080	576,062
Italy	"	36,266	90,237
Netherlands	"	5,954	7,748
U.K.	"	27,015	25,827
United States	"	116	1,180
China W. Land	"	40,000	27,940
Israel	"	156	390
Japan	"	191,806	113,707
Total	"	483,044	925,967

693.121 Stranded wire, cable, cordage & rope (of copper)

Belgium	"	21	280
Germany-West	"	618	2,958
Iceland	"	2,345	13,424
Italy	"	103,716	453,517
Hong Kong	"	7,759	17,550
Miscel. Uns.	"	9,050	5,883
Total	"	123,509	493,612

693.122 Stranded wire, cable, cordage & rope (of bronze, brass or other copper alloys)

Germany-West	"	21	260
Italy	"	70	803
Total	"	91	1,063

693.130 Discs of aluminium

Germany-West	"	2,538	15,540
U.K.	"	287	719
Miscel. Uns.	"	6,000	1,129
Total	"	8,825	17,388

693.200 Iron & steel wire (for fencing)

Austria	"	17,000	23,580
Belgium	"	6,312	6,095
Germany-West	"	100	550

IMPORT

COMMODITY	QUANTITY		VALUE Eth.\$
	Units		

693.200 Iron & steel wire (for fencing) (cont'd)

Italy	Kgs.	100,071	65,673
Netherlands	"	321	1,930
China W.Land	"	1,185	1,740
Israel	"	6,400	7,150
Japan	"	24,570	16,688
Total	"	155,959	123,406

693.311 Fencing materials of iron & steel

Italy	"	9,047	10,240
Netherlands	"	1,360	2,644
U.K.	"	16,024	21,920
Israel	"	1,000	2,298
Australia	"	1,929	3,425
Total	"	29,360	40,527

693.319 Wire gauze netting (iron & steel)

Belgium	"	9,390	17,225
France	"	195	2,526
Italy	"	53,121	69,000
China W.Land	"	24,377	33,018
Japan	"	2,986	9,322
Total	"	90,069	131,091

693.320 Wire gauze netting (copper)

Germany-West	"	566	1,487
Italy	"	2,017	10,405
Japan	"	1,600	865
Total	"	4,183	12,757

693.410 Expanded metal of iron & steel

Austria	"	4,430	5,515
Germany-West	"	400	350
U.K.	"	266	707
Japan	"	22,710	12,155
Total	"	27,806	18,727

693.990 Wire products other

Belgium	"	2,996	5,375
---------	---	-------	-------

COMMODITY	QUANTITY		VALUE Eth.\$
	Units		

693.990 Wire products other (cont'd)

Denmark	Kgs.	6,000	3,325
France	"	645	764
Germany-West	"	1,023	1,925
Italy	"	89	320
U.K.	"	733	2,090
China W.Land	"	30,225	15,381
Japan	"	32,000	26,944
Total	"	73,711	56,124

694.110 Nails, locks, staples, studs & drawing pins of iron & steel

Czechoslovak	"	22,500	19,990
Denmark	"	14,797	33,196
France	"	3,907	6,495
Germany-West	"	4,122	15,262
Italy	"	53,192	64,027
Netherlands	"	1,150	1,000
U.K.	"	2,125	6,300
China W.Land	"	23,276	29,246
Japan	"	370	780
Total	"	125,439	176,296

694.121 Nails, locks, staples & studs of copper

Italy	"	72	810
U.K.	"	24	740
Total	"	96	1,550

694.211 Screw, bolts & screw rings (iron & steel)

Austria	"	1,985	7,380
Denmark	"	5,130	73,440
Germany-West	"	50	240
Italy	"	2,839	11,154
Netherlands	"	933	4,136
U.K.	"	308	1,889
United States	"	3	104
China W.Land	"	25,097	31,655
Total	"	36,345	129,998

IMPORT

COMMODITY	QUANTITY		VALUE Eth.\$
	UNIT		

694.219 Bolts, rivets,  
cutters & washers  
(iron & steel)

	UNIT	QUANTITY	VALUE Eth.\$
Austria	Kgs.	660	1,230
Czechoslovak	"	867	3,595
Denmark	"	187	2,034
France	"	1,937	5,989
Germany-West	"	1,803	5,020
Italy	"	10,432	19,836
Sweden	"	443	1,620
U.K.	"	1,385	7,827
United States	"	520	543
China M.Land	"	63,000	64,306
Japan	"	2,124	8,516
Total	"	83,358	120,516

694.221 Bolts, rivets,  
nuts & washers  
(copper)

	UNIT	QUANTITY	VALUE Eth.\$
Kenya	"	310	426
Austria	"	2,752	4,420
France	"	690	3,753
Germany-West	"	1,228	4,132
Italy	"	471	4,975
China M.Land	"	25,710	27,730
Japan	"	2,000	2,145
Total	"	33,161	47,581

694.222 Bolts, nuts,  
washers etc.  
(bronze or  
brass)

	UNIT	QUANTITY	VALUE Eth.\$
Germany-West	"	554	3,889
Italy	"	270	1,260
Japan	"	240	4,892
Total	"	1,064	10,041

695.100 Hand tools (for  
use in agricul-  
ture & forestry)

	UNIT	QUANTITY	VALUE Eth.\$
Austria	"	54,909	144,318
Czechoslovak	"	10,500	14,494
Denmark	"	2,766	3,837
France	"	568	8,053
Germany-West	"	7,419	60,287
Hungary	"	57,960	65,893
Iceland	"	6,875	11,226

COMMODITY	QUANTITY		VALUE Eth.\$
	UNIT		

695.100 Hand tools (for  
use in agricul-  
ture & forestry)  
(cont'd)

	UNIT	QUANTITY	VALUE Eth.\$
Austria	Kgs.	54,909	144,318
Czechoslovak	"	10,500	14,494
Denmark	"	2,766	3,837
France	"	568	8,053
Germany-West	"	7,419	60,287
Hungary	"	57,960	65,893
Iceland	"	6,875	11,226
Italy	"	6,042	37,647
Netherlands	"	105	815
Sweden	"	2,587	3,460
Switzerland	"	20	100
U.K.	"	4,130	13,548
United States	"	8,842	66,040
China M.Land	"	25,395	31,922
Japan	"	162	220
Miscel. Uns.	"	342	1,240
Total	"	188,622	463,170

695.210 Hand saws &  
saw blades

	UNIT	QUANTITY	VALUE Eth.\$
Austria	"	2,316	9,015
Belgium	"	1,668	17,785
Czechoslovak	"	10,744	28,353
Germany-West	"	5	4,449
Hungary	"	1,010	2,105
Italy	"	1,422	5,660
Netherlands	"	322	5,065
Norway	"	900	1,175
Poland	"	1,360	2,000
Spain	"	61	3,335
Sweden	"	1,548	14,957
United States	"	1,004	5,418
Japan	"	31	18,770
Total	"	22,391	118,287

695.220 Files, pinners,  
pipe cutters,  
rasps & similar

	UNIT	QUANTITY	VALUE Eth.\$
Austria	"	250	635
Czechoslovak	"	5,158	17,570
Denmark	"	6,419	11,299

COMMODITY	QUANTITY		VALUE Eth. \$
	Q U A N T I T Y		

695.220 Pilers, pinners,  
pipe cutters,  
rasps & similar  
(cont'd)

France	Kgs.	1,259	13,543
Germany-West	"	5,944	45,260
Italy	"	3,726	8,779
Netherlands	"	3,999	26,649
Poland	"	7,440	10,190
Sweden	"	19,646	133,390
Switzerland	"	9,600	520
U.K.	"	1,173	16,673
U.S.S.R.	"	6,116	13,073
United States	"	147	2,459
China W. Land	"	4,877	8,817
India	"	3,401	8,390
Japan	"	1,072	6,470
Australia	"	30	100
Total	"	80,257	323,817

695.230 Blow lamps,  
portable forges  
& other hand  
tools n.e.s.

Kenya	"	2,328	34,421
Austria	"	40,579	102,945
Czechoslovak	"	43,432	84,351
Denmark	"	1,322	8,571
France	"	3,910	32,166
Germany-West	"	66,677	469,129
Hungary	"	10,846	12,213
Italy	"	110,579	309,291
Netherlands	"	3,654	49,191
Norway	"	5	1,300
Poland	"	900	2,648
Spain	"	888	2,360
Sweden	"	9,993	65,985
Switzerland	"	672	11,538
U.K.	"	40,343	113,085
U.S.S.R.	"	13,630	31,313
United States	"	21,483	107,390
America Unk.	"	140	1,990
China W. Land	"	8,631	20,187
India	"	8,720	15,996
Israel	"	486	1,234

COMMODITY	QUANTITY		VALUE Eth. \$
	U N I T		

695.230 Blow lamps,  
portable forges  
& other hand  
tools n.e.s.  
(cont'd)

Japan	Kgs.	7,630	69,608
South Yemen	"	20	460
Australia	"	777	7,733
Miscel. Unk.	"	530	8,040
Total	"	398,175	1,563,145

695.240 Interchangeable  
tools for hand  
& machine tools

Kenya	"	131	500
France	"	17	2,600
Germany-West	"	427	3,395
Italy	"	833	5,836
United States	"	33	1,115
China W. Land	"	544	681
Total	"	1,985	14,127

695.251 Knives & cutting  
blades for  
machine tools

Belgium	"	1	150
France	"	220	2,120
Germany-West	"	1,156	9,311
Italy	"	1,830	14,148
United States	"	40	1,309
Total	"	3,247	27,038

695.259 Knives & cutting  
blades for other  
tools & mechanical  
appliances

France	"	248	1,860
Germany-West	"	61	958
Italy	"	895	2,686
Miscel. Unk.	"	13	123
Total	"	1,217	5,627

695.260 Tool-tips

Germany-West	"	163	1,668
Netherlands	"	96	1,915
Sweden	"	13,245	77,355
U.K.	"	104	740

# IMPORT

COMMODITY	QUANTITY		VALUE Eth. \$
	UNIT		

## 695.260 Tool-tips

United States	Kgs.	31	1,460
Total	"	13,639	83,138

## 696.010 Knives

Czechoslovak	"	740	3,755
Germany-West	"	11,598	101,288
Italy	"	979	10,601
Norway	"	132	1,625
Poland	"	234	1,245
United States	"	50	1,577
China M. Land	"	516	5,143
Hong Kong	"	10	290
Japan	"	2,943	24,238
Pakistan	"	1,068	3,303
Total	"	18,270	153,065

## 696.020 Knife blades

Czechoslovak	"	250	1,370
Germany-West	"	946	3,732
U.K.	"	265	12,180
Total	"	1,461	17,282

## 696.030 Razors & razor blades

Mauritus	"	156	2,945
Czechoslovak	"	36,042	137,591
Germany-West	"	151	3,180
Ireland	"	147	2,735
Italy	"	58	1,086
U.K.	"	4,382	119,591
China M. Land	"	4,103	12,587
Hong Kong	"	390	2,025
India	"	15,075	44,574
Israel	"	8	332
Japan	"	1,744	8,435
Korea South	"	605	2,930
Total	"	62,861	338,011

## 696.040 Scissors & their blades

Czechoslovak	"	171	1,175
Germany-West	"	939	8,943

COMMODITY	QUANTITY		VALUE Eth. \$
	UNIT		

## 696.040 Scissors & their blades (cont'd)

Italy	Kgs.	135	1,234
U.K.	"	64	761
Brazil	"	110	3,355
United States	"	191	1,277
China M. Land	"	2,910	14,248
Hong Kong	"	1,162	7,020
India	"	61,202	74,960
Japan	"	700	1,455
Pakistan	"	732	2,247
Total	"	68,316	116,675

## 696.050 Other articles of cutlery

France	"	229	9,215
Germany-West	"	629	9,114
Italy	"	11	10,170
Netherlands	"	1,120	2,136
U.K.	"	1,229	7,503
United States	"	63	586
China M. Land	"	3,145	12,771
Hong Kong	"	92	1,288
India	"	929	4,608
Japan	"	394	3,221
Korea South	"	3,515	21,289
Total	"	11,356	81,901

## 696.060 Spoons, forks, & similar table or kitchenware

France	"	453	21,431
Germany-West	"	1,813	47,203
Italy	"	1,124	26,988
Netherlands	"	630	5,880
Norway	"	561	10,251
Spain	"	3,388	10,400
U.K.	"	475	8,312
United States	"	279	1,600
China M. Land	"	1,184	4,971
Hong Kong	"	1,722	12,588
India	"	3,020	4,213
Indonesia	"	3,600	3,510

IMPORT

COMMODITY	QUANTITY		VALUE Eth.\$
	UNIT		

696.060 Spoons, forks, & similar table or kitchenware

Israel	Kgs.	100	1,227
Japan	"	26,255	95,580
Australia	"	300	590
Total	"	44,904	254,744

696.070 Handles for cutlery (of base metal)

Switzerland	"	16	1,707
Total	"	16	1,707

697.110 Domestic stoves, ranges, cookers & similar heating elements, (non-electric)

Affare & Issa	No.	3	2,205
Denmark	"	2	214
France	"	1,164	23,309
Germany-West	"	726	18,061
Italy	"	2,094	193,683
Norway	"	4	365
Portugal	"	20	224
Spain	"	171	35,000
Sweden	"	328	8,321
Switzerland	"	7	1,611
U.K.	"	92	33,078
United States	"	289	7,920
China N. Land	"	7,684	49,367
Hong Kong	"	6	565
India	"	2	179
Japan	"	978	10,330
Saudi Arabia	"	2	110
Miscel. U.S.	"	5	186
Total	"	13,577	384,728

697.120 Domestic cooking & heating apparatus of copper (non-electric)

Denmark	Kgs.	9	100
Finland	"	50	190
Total	"	59	290

COMMODITY	QUANTITY		VALUE Eth.\$
	UNIT		

697.211 Buckets, dust-bins & similar appliances of iron & steel

Somalia	Kgs.	20	100
Czechoslovak	"	5,800	5,265
Germany-West	"	12,256	15,315
Italy	"	20,671	29,250
Netherlands	"	14,220	11,727
Poland	"	55,548	44,096
Total	"	108,515	105,753

697.219 Domestic utensils of iron & steel, other

Austria	"	195	1,030
Belgium	"	2,997	12,964
Czechoslovak	"	1,160	2,405
France	"	1,716	8,980
Germany-West	"	36,742	95,197
Italy	"	8,141	56,856
Netherlands	"	30	220
Poland	"	1,790	5,200
Spain	"	796	8,501
Switzerland	"	84	340
U.K.	"	4,106	24,674
U.S.S.R.	"	40,000	23,640
Canada	"	120	500
United States	"	287	1,194
China N. Land	"	410	1,372
Hong Kong	"	2,896	10,566
India	"	857	7,297
Japan	"	12,929	40,369
Total	"	115,256	301,305

697.221 Builders requisites, sanitary ware & parts of copper

Germany-West	"	607	4,115
Italy	"	4,122	24,468
U.K.	"	302	2,520
China N. Land	"	7,810	3,073
Hong Kong	"	255	5,125
India	"	3,443	18,015

IMPORT

COMMODITY	QUANTITY		VALUE Eth.\$
	U N I T		

697.221 Builders re-  
quisites, sani-  
tary ware &  
parts of copper  
(cont'd)

Thiland	Kgs.	280	1,440
Total	"	16,819	58,756

697.229 Other domestic  
utensils & parts  
of copper

Germany-West	"	33	840
Italy	"	1,197	8,720
Hong Kong	"	101	1,305
India	"	655	4,150
Thiland	"	300	2,907
Total	"	2,281	17,922

697.239 Other utensils  
of aluminium  
(domestic)

Kenya	"	1,180	24,519
Denmark	"	75	2,200
Germany-West	"	617	5,927
Hungary	"	23,255	116,758
Italy	"	14,158	61,078
Norway	"	2,642	34,012
U.K.	"	1,484	12,286
U.S.S.R.	"	2,587	355
United States	"	4,217	28,011
China M.Land	"	1,252	5,746
Hong Kong	"	5,730	47,137
Israel	"	1,000	7,288
Japan	"	468	6,217
Total	"	58,665	351,534

697.910 Iron & steel,  
wool including  
gloves, of iron  
& steel

France	"	9	235
Germany-West	"	2,825	8,847
Italy	"	3,032	7,774
U.K.	"	824	2,536
United States	"	285	4,660
China M.Land	"	5,000	2,372
Total	"	11,975	26,424

COMMODITY	QUANTITY		VALUE Eth.\$
	U N I T		

697.920 Other domestic  
ornaments of a  
kind used indoors  
of base metal

Germany-West	Kgs.	677	1,100
Greece	"	23	250
United States	"	528	603
Japan	"	15	341
Total	"	1,243	2,294

697.930 Photograph,  
picture & simi-  
lar frames of  
base metal

Germany-West	"	31	259
Hungary	"	2,100	12,315
Total	"	2,131	12,574

698.111 Locks & keys  
for road motor  
vehicles

France	"	4	172
Germany-West	"	90	496
Hungary	"	602	2,920
Italy	"	1,047	4,140
Total	"	1,743	7,728

698.112 Other door &  
window locks  
& keys

Austria	"	3,084	26,040
Germany-West	"	2,807	23,050
Hungary	"	18,098	49,370
Italy	"	40,978	194,308
Netherlands	"	102	925
Norway	"	468	10,355
Poland	"	3,098	8,430
Sweden	"	1,389	25,741
U.K.	"	162	1,260
Canada	"	50	200
United States	"	141	1,375
China M.Land	"	37,911	121,280
Formosa	"	210	985
Hong Kong	"	1,099	5,148
Total	"	109,597	468,489

IMPORT

COMMODITY	QUANTITY		VALUE Eth.\$
	U N I T		

698.119 Frames with  
locks, for hand-  
bags, trunks or  
the like & parts  
thereof, of base  
metal

	Egs.		
Austria	140	5,620	
Belgium	5,315	5,785	
France	36	2,125	
Germany-West	5,944	14,551	
Hungary	17,100	70,615	
Italy	17,097	62,591	
Netherlands	35	735	
Norway	2	100	
Sweden	102	1,351	
Switzerland	28	215	
U.K.	113	684	
United States	35	670	
China W.Land	27,371	74,042	
Hong Kong	234	2,874	
India	1,982	3,597	
Israel	2,456	15,680	
Japan	25	150	
Malaysia	199	322	
Total	78,164	261,707	

698.120 Frames with  
locks, other  
etc.

Germany-West	3,010	5,997	
Italy	1,112	411	
Poland	415	2,325	
India	3,629	3,108	
Lebanon	387	1,160	
Total	8,553	13,001	

698.121 Motor vehicle  
parts & access-  
ories of base  
metal

Japan	670	2,395	
Total	670	2,395	

698.122 Fittings for  
doors, windows  
& staircases of  
base metal

Kenya	40	170	
Belgium	241,005	118,677	

COMMODITY	QUANTITY		VALUE Eth.\$
	U N I T		

698.122 Fittings for  
doors, windows  
& staircases of  
base metal  
(cont'd)

	Kgs.		
Czechoslovak	24,308	2,855	
Germany-West	82,691	195,957	
Hungary	1,267	4,690	
Italy	125,287	325,914	
Netherlands	846	5,650	
Norway	230	2,849	
Poland	2,235	6,695	
Spain	6,693	7,738	
Sweden	1,578	3,637	
U.K.	124,311	196,657	
Canada	170	400	
United States	24,647	40,840	
China W.Land	42,811	69,671	
India	7,186	7,135	
Israel	4,670	21,535	
Japan	90,655	40,778	
Malaysia	825	1,727	
Miscel. Uns.	5,000	1,275	
Total	786,475	1,054,850	

698.123 Bands for  
curtains, base  
metal

Austria	1,914	3,223	
Germany-West	2,027	12,888	
Italy	48	262	
Switzerland	1	115	
U.K.	65	295	
China W.Land	87	188	
Japan	31	139	
Total	4,173	17,110	

698.129 Other base metal  
fittings & hat-  
backs

Austria	344	1,060	
Denmark	400	845	
France	1,789	5,627	
Germany-West	1,154	7,563	
Hungary	2,329	1,445	
Italy	30,534	52,575	

# IMPORT

COMMODITY	QUANTITY		VALUE Eth.\$
	U N I T		

698.129 Other base metal fittings & hat-racks (cont'd)

Sweden	Kgs.	131	240
Switzerland	"	75	150
U.K.	"	17,315	56,190
Yugoslavia	"	900	8,170
United States	"	310	225
China M.Land	"	2,050	37,600
Formosa	"	150	745
Japan	"	22,896	49,197
Miscel. Uns.	"	1,015	370
Total	"	81,392	222,002

698.200 Safes, strong rooms strong boxes & fittings of base metal

Kenya	"	28	120
Germany-West	"	3,697	12,361
Hungary	"	210	290
Italy	"	283	1,320
Netherlands	"	456	1,941
U.K.	"	62,462	88,474
India	"	13,790	12,868
Israel	"	7,335	9,915
Japan	"	6,828	22,235
Total	"	95,089	149,524

698.300 Chain & parts of iron & steel

France	"	257	1,170
Germany-West	"	1,916	10,788
Italy	"	4,858	6,382
U.K.	"	23	210
China M.Land	"	3,620	9,935
India	"	4,070	8,153
Total	"	14,744	36,638

698.510 Needles for hand sewing, knitting, netting & the like, of iron & steel

Germany-West	"	153	3,747
Netherlands	"	25	273
U.K.	"	41	1,564
China M.Land	"	11,068	21,775
Israel	"	65	135
Japan	"	911	11,847
Total	"	12,263	39,341

COMMODITY	QUANTITY		VALUE Eth.\$
	U N I T		

698.520 Hairpins & curling pins, of iron & steel

Czechoslovak	"	3,080	5,274
Germany-West	"	947	6,837
Italy	"	502	1,342
U.K.	"	100	1,409
China M.Land	"	10,554	16,468
India	"	280	1,048
Japan	"	1,194	5,565
Total	"	16,657	37,943

698.530 Hooks, buckles, clasps & slip fasteners, of base metal

Austria	"	1	115
Czechoslovak	"	7,929	41,660
France	"	628	1,894
Germany-West	"	4,019	25,459
Italy	"	11,166	29,422
Norway	"	123	1,124
Switzerland	"	10	334
U.K.	"	48	435
United States	"	124	2,435
China M.Land	"	15	2,345
Formosa	"	5,497	20,225
Hong Kong	"	3,297	18,880
Israel	"	51	463
Japan	"	10,376	62,305
Total	"	43,344	207,096

698.611 Springs & leaves of steel, parts of road motor vehicle

Italy	"	11,348	16,170
Total	"	11,348	16,170

698.619 Spring steel

Norway	"	150	1,777
Total	"	150	1,777

IMPORT

COMMODITY	UNIT	QUANTITY	VALUE
			Eth.\$
698.810 <u>Chain &amp; parts thereof, of copper</u>			
Germany-West	Kgs.	430	1,780
Total	"	430	1,780
698.825 <u>Flexible tubing &amp; piping of aluminium, other</u>			
Hong Kong	"	70	1,102
Israel	"	6,500	23,805
Total	"	6,570	24,907
698.829 <u>Other flexible tubing &amp; piping of other base metal</u>			
Italy	"	40	313
Total	"	40	313
698.830 <u>Beads &amp; spangles, of base metal</u>			
Israel	"	22	255
Total	"	22	255
698.850 <u>Stoppers, crown-corks, bottle-caps, seals &amp; plombs, of base metal</u>			
Affare & Issa	"	2,015	438
Somalia	"	1,092	270
Austria	"	757	2,631
Denmark	"	996	9,837
France	"	1,541	11,204
Germany-West	"	13,624	49,497
Hungary	"	2,310	12,239
Italy	"	305,351	185,881
Netherlands	"	90,233	100,585
Spain	"	7,937	46,931
Switzerland	"	40	400
U.K.	"	6,183	19,619
United States	"	83	1,135
China W. Land	"	9,700	6,205
Formosa	"	450	2,546
India	"	5,920	11,501
Israel	"	95	2,630
Japan	"	37,942	66,765

COMMODITY	UNIT	QUANTITY	VALUE
			Eth.\$
698.850 <u>Stoppers, crown-corks, bottle-caps, seals &amp; plombs, of base metal (cont'd)</u>			
Pakistan	Kgs.	60	355
Australia	"	542	2,737
Total	"	486,871	533,406
698.860 <u>Metal name-plates &amp; sign-plates etc.</u>			
Germany-West	"	2,622	4,379
Italy	"	35,062	43,801
Netherlands	"	1,086	10,809
U.K.	"	112	714
Japan	"	5	295
Total	"	38,887	59,998
698.870 <u>Holdering &amp; welding rods</u>			
Affare & Issa	"	5,327	6,108
Kenya	"	24,004	22,635
Austria	"	11,001	19,810
Belgium	"	1,126	8,817
Denmark	"	1,509	6,190
France	"	9,164	39,029
Germany-West	"	24,415	126,506
Hungary	"	300	497
Italy	"	24,854	34,461
Netherlands	"	25,310	65,865
Sweden	"	75,126	95,424
Switzerland	"	622	9,324
U.K.	"	32,230	85,252
U.S.S.R.	"	6,901	26,774
United States	"	7	850
China W. Land	"	63,420	49,751
India	"	33,322	21,242
Israel	"	53,628	109,872
Japan	"	32,486	32,098
Australia	"	660	4,910
Total	"	425,412	765,415

# IMPORT

COMMODITY	QUANTITY		VALUE Eth. \$
	U N I T		

## 698.910 Traps, of iron & steel

	Kgs.		
Hungary	7,662		10,199
Israel	140		3,615
Japan	12		1,304
Total	7,814		15,118

## 698.911 Reservoirs, tanks vats & similar containers, of iron & steel, of a capacity of 300 litres or less

Japan	"	1,000	357
Total	"	1,000	357

## 698.912 Reservoirs & tanks, other

Italy	"	39,973	58,845
India	"	18,800	20,505
Israel	"	60	137
Total	"	58,833	79,487

## 698.915 Fencing material n.e.s. of iron & steel

Austria	"	2,780	3,855
Japan	"	12,600	8,960
Total	"	15,380	12,815

## 698.917 Mouse-traps, iron & steel

Germany-West	"	200	1,000
Hungary	"	38,500	50,230
Netherlands	"	3,450	6,425
Poland	"	31,320	41,397
United States	"	70	1,282
Formosa	"	4,560	5,060
Miscel. Uns.	"	30	180
Total	"	78,130	105,574

## 698.919 Other articles of iron & steel

Affars & Issa	"	4,601	599
Kenya	"	1,020	2,048
Austria	"	98	435
Belgium	"	1,327	4,830
Czechoslovak	"	11,017	36,392

COMMODITY	QUANTITY		VALUE Eth. \$
	U N I T		

## 698.919 Other articles of iron & steel (cont'd)

	Kgs.		
Denmark	1,643		5,390
France	1,857		27,466
Germany-West	43,579		160,810
Hungary	1,056		4,975
Italy	76,577		124,396
Netherlands	2,536		14,855
Poland	26,308		21,742
Spain	2,574		22,186
Sweden	7,783		53,875
U.K.	45,062		110,195
United States	1,545		10,173
China W. Land	36,715		66,211
Hong Kong	2,567		13,038
India	11,310		13,465
Israel	20,174		61,676
Japan	57,349		110,182
Korea South	200		1,895
Lebanon	320		1,165
Saudi Arabia	102		130
Total	357,320		884,133

## 698.929 Other articles of copper

U.A.R.	"	17	150
Germany-West	"	1,231	3,421
Italy	"	5,820	34,282
Netherlands	"	240	1,165
U.K.	"	1,976	14,322
United States	"	300	587
India	"	100	785
Japan	"	680	6,584
Total	"	10,364	61,298

## 698.931 Builders requis: line, sanitary appliances & fittings of nickel

U.K.	"	24,386	34,900
Total	"	24,386	34,900

## 698.941 Fencing materials n.e.s. of aluminium

Hong Kong	"	14	102
Total	"	14	102

## IMPORT

COMMODITY	QUANTITY		VALUE Eth. \$
	UNIT		

698.94) Reservoirs, tanks,  
vats & similar  
containers, of  
aluminium, of a  
capacity 100  
litres or less

Miscel. Uns.	Kgs.	200	155
Total	"	200	155

698.949 Other articles  
of aluminium

Kenya	"	57	8,550
Belgium	"	22	315
Denmark	"	579	6,970
Germany-West	"	117	891
Italy	"	1,168	8,236
U.K.	"	9,996	3,841
United States	"	6	270
Hong Kong	"	37	690
Israel	"	1,445	4,442
Total	"	13,427	34,205

698.964 Lead drums

Germany-West	"	100	280
Miscel. Uns.	"	10,900	9,765
Total	"	11,000	10,045

698.969 Other articles  
of lead

U.K.	"	2,500	3,818
Total	"	2,500	3,818

698.979 Other articles  
of zinc

Japan	"	10,385	1,028
Total	"	10,385	1,028

698.980 Other articles  
of tin

Germany-West	"	200	500
Japan	"	14	290
Total	"	214	790

698.990 Bells for churches  
of iron & steel

Germany-West	"	140	834
Norway	"	120	100
Total	"	260	934

COMMODITY	QUANTITY		VALUE Eth. \$
	UNIT		

711.110 Steam & other  
vapour generating  
boilers

Germany-West	No.	5	68,439
Italy	"	10	30,673
U.K.	"	3	3,840
United States	"	1	1,575
Israel	"	1	560
Japan	"	-	4,340
Total	"	20	109,427

711.200 Boiler house  
plant

Italy	"	-	1,715
United States	"	-	1,195
Total	"	-	2,910

711.300 Steam engines  
& other vapour  
engines

Italy	"	2	2,390
U.K.	"	-	14,030
Total	"	2	16,420

711.410 Internal combustion  
piston engines for  
aircraft

Austria	"	-	76,870
Germany-West	"	-	10,995
Total	"	-	87,865

711.420 Jet & gas turbine  
engines for air-  
craft

Switzerland	"	-	650
Total	"	-	650

711.510 Outboard marine  
engines

United States	"	-	2,005
Total	"	-	2,005

711.590 Other internal  
combustion piston  
engines

Austria	"	260	753,513
Czechoslovak	"	10	91,828
Denmark	"	53	124,355

IMPORT

COMMODITY	QUANTITY	VALUE Eth.\$
	UNIT	

711.590 Other internal combustion piston engines (cont'd)

COMMODITY	UNIT	QUANTITY	VALUE Eth.\$
Germany-West	No.	15	162,152
Italy	"	25	84,452
Sweden	"	1	46,533
Switzerland	"	-	1,180
U.K.	"	12	32,531
U.S.S.R.	"	-	13,722
Yugoslavia	"	-	8,510
Japan	"	96	196,306
Total	"	472	1,515,082

711.810 Water turbines & other water engines

COMMODITY	UNIT	QUANTITY	VALUE Eth.\$
Italy	"	5	4,112
Total	"	5	4,112

711.890 Engines, compressed air or gas

COMMODITY	UNIT	QUANTITY	VALUE Eth.\$
U.K.	"	-	1,840
Total	"	-	1,840

711.910 Engines n.e.s.

COMMODITY	UNIT	QUANTITY	VALUE Eth.\$
Denmark	"	10	187,546
U.K.	"	-	695
United States	"	-	4,250
Japan	"	-	490
Total	"	10	192,981

711.920 Motor (non-electric) for cameras & projectors

COMMODITY	UNIT	QUANTITY	VALUE Eth.\$
United States	"	-	7,137
Japan	"	-	270
Total	"	-	7,407

711.990 Other engines & motor

COMMODITY	UNIT	QUANTITY	VALUE Eth.\$
Kenya	"	-	377
Austria	"	125	280,524
Czechoslovak	"	5	24,037
Denmark	"	48	192,487
France	"	54	11,046
Germany-West	"	67	216,877
Hungary	"	-	2,800

COMMODITY	QUANTITY	VALUE Eth.\$
	UNIT	

711.990 Other engines & motor (cont'd)

COMMODITY	UNIT	QUANTITY	VALUE Eth.\$
Iceland	No.	30	60,375
Italy	"	100	122,623
Netherlands	"	-	41,653
Sweden	"	-	5,410
Switzerland	"	-	1,060
U.K.	"	711	221,806
Canada	"	-	440
United States	"	-	64,963
India	"	-	313
Japan	"	101	138,511
Australia	"	1	5,955
Total	"	1,242	1,391,257

712.110 Lawn & sports-ground rollers

COMMODITY	UNIT	QUANTITY	VALUE Eth.\$
Germany-West	"	-	214
Italy	"	12	143,940
U.K.	"	-	325
Total	"	12	144,699

712.190 Agricultural machinery for soil preparation or cultivation

COMMODITY	UNIT	QUANTITY	VALUE Eth.\$
Germany-West	"	-	3,154
Netherlands	"	-	4,550
U.K.	"	55	11,454
United States	"	2	2,813
Israel	"	6	14,449
Total	"	64	36,420

712.210 Coffe grading machinery

COMMODITY	UNIT	QUANTITY	VALUE Eth.\$
Czechoslovak	"	2	1,594
Denmark	"	-	227
Italy	"	6	3,775
United States	"	-	553
Total	"	8	6,149

712.220 Coffee cleaning machinery

COMMODITY	UNIT	QUANTITY	VALUE Eth.\$
Kenya	"	-	164
Germany-West	"	-	1,262
U.K.	"	12,004	25,944

## IMPORT

COMMODITY	QUANTITY		VALUE Eth.\$
	UNIT		

712.220 Coffee cleaning  
machinery (cont'd)

United States	No.	-	4,745
America Una.	"	-	1,840
Total	"	12,004	36,975

712.230 Egg sorting &  
grading machinery

Italy	"	1	10,775
Total	"	1	10,775

712.290 Other machinery for  
harvesting & thresh-  
ing, straw & fodder  
processing or grass  
mowers/other winnow-  
ing & cleaning mach-  
ines

Denmark	"	14	150,955
Germany-West	"	10	312,998
Italy	"	2	20,483
Sweden	"	3	1,800
U.K.	"	22	60,406
U.S.S.R.	"	1	2,000
United States	"	28	28,827
India	"	1	1,050
Japan	"	1	2,550
Australia	"	7	2,268
Total	"	89	583,337

712.390 Other dairy machi-  
nery (incl. milking  
machines)

Germany-West	"	1	1,569
Italy	"	137	22,238
Netherlands	"	-	380
Sweden	"	1	2,040
U.K.	"	-	24,957
Total	"	139	51,184

712.510 Agricultural  
tractors

Kenya	"	-	31,277
Sudan	"	1	1,342
Belgium	"	-	7,711
Czechoslovak	"	-	4,213
Denmark	"	-	24,402
France	"	3	70,448

COMMODITY	QUANTITY		VALUE Eth.\$
	UNIT		

712.510 Agricultural  
tractors (cont'd)

Germany-West	No.	64	799,989
Greece	"	2	20,709
Italy	"	48	1,178,150
Netherlands	"	34	118,663
Romania	"	-	12,576
Spain	"	-	438
Sweden	"	-	1,410
Switzerland	"	-	4,525
U.K.	"	59	1,279,548
U.S.S.R.	"	109	615,526
Yugoslavia	"	-	1,520
Canada	"	-	3,450
United States	"	5	1,890,997
Israel	"	-	24,104
Japan	"	-	1,395
Saudi Arabia	"	1	4,500
Australia	"	-	20,798
Miscel. Une.	"	-	235
Total	"	326	6,117,926

712.910 Presses, crushers  
& other machinery  
used in wine &  
cider making

Germany-West	"	9	790
Israel	"	6	222,185
Total	"	15	222,975

712.990 Other agricultural  
machinery

Austria	"	-	2,401
Belgium	"	-	3,000
Czechoslovak	"	-	2,576
Denmark	"	-	9,165
France	"	112	16,779
Germany-West	"	720	37,441
Iceland	"	14	2,668
Italy	"	884	375,782
Netherlands	"	-	196
Romania	"	-	8,430
Sweden	"	1	9,075
U.K.	"	10	134,711
U.S.S.R.	"	4	15,317
Canada	"	-	20,455

IMPORT

COMMODITY	QUANTITY	VALUE Eth.\$
	UNIT	

712.990 Other agricultural machinery (cont'd)

	UNIT	QUANTITY	VALUE Eth.\$
United States	No.	5	45,243
Israel	"	566	389,553
Japan	"	7	3,835
Australia	"	-	25,280
Total	"	2,323	1,101,907

712.991 Incubators

	UNIT	QUANTITY	VALUE Eth.\$
Denmark	"	-	2,241
U.K.	"	-	2,357
U.S.S.R.	"	1	3,605
United States	"	14	11,065
Israel	"	-	1,093
Total	"	15	20,361

714.110 Typewriters

	UNIT	QUANTITY	VALUE Eth.\$
Germany-West	"	615	247,857
Italy	"	516	180,247
Netherlands	"	4	3,818
Spain	"	41	3,890
Sweden	"	32	6,235
Switzerland	"	3	428
U.K.	"	35	8,930
United States	"	14	12,118
China M.Land	"	1	192
Japan	"	17	5,628
Saudi Arabia	"	2	225
Miscel. Uns.	"	2	500
Total	"	1,282	470,668

714.120 Cheque-writing machines

	UNIT	QUANTITY	VALUE Eth.\$
Italy	"	1	345
U.K.	"	7	3,200
Total	"	8	3,545

714.210 Accounting machines

	UNIT	QUANTITY	VALUE Eth.\$
Kenya	"	1	3,786
Austria	"	1	630
Belgium	"	1	440
Denmark	"	21	6,425
France	"	3	16,236
Germany-West	"	390	194,774
Greece	"	-	425

COMMODITY	QUANTITY	VALUE Eth.\$
	UNIT	

714.210 Accounting machines (cont'd)

	UNIT	QUANTITY	VALUE Eth.\$
Italy	No.	1,461	153,305
Netherlands	"	12	2,969
Sweden	"	48	21,435
Switzerland	"	27	31,857
U.K.	"	10	91,906
Canada	"	3	255
United States	"	49	131,619
Hong Kong	"	11	1,626
Indonesia	"	24	3,144
Japan	"	274	96,886
Saudi Arabia	"	1	150
Total	"	2,337	757,928

714.220 Cash registering machines

	UNIT	QUANTITY	VALUE Eth.\$
Germany-West	"	15	18,392
Switzerland	"	12	8,665
Japan	"	37	19,168
Total	"	64	46,225

714.290 Postage franking & ticket-issuing machines

	UNIT	QUANTITY	VALUE Eth.\$
Germany-West	"	1	970
Italy	"	41	11,055
U.K.	"	161	73,737
Total	"	203	85,762

714.300 Statistical machines

	UNIT	QUANTITY	VALUE Eth.\$
Germany-West	"	1	104
Italy	"	4	66,667
United States	"	-	100
Total	"	5	66,871

714.910 Duplicating, coin-sorting, counting & wrapping machines

	UNIT	QUANTITY	VALUE Eth.\$
Affare & Issa	"	2	1,650
Belgium	"	18	4,624
Denmark	"	25	28,715
France	"	23	15,567
Germany-West	"	300	20,597
Italy	"	34	11,331

IMPORT

COMMODITY	QUANTITY		VALUE Eth.\$
	U N I T		

714.910 Duplicating,  
sain-sorting  
counting &  
wrapping mach-  
ines (cont'd)

	No.		
Netherlands	49		3,336
Sweden	6		5,525
U.K.	376		49,352
United States	400		80,021
Japan	15		11,660
Total	1,248		232,378

714.920 Parts & accessori-  
es for office  
machines n.e.s.

	No.		
Kenya	880		19,005
Belgium	38		603
Denmark	212		2,654
Finland	12		150
France	2,848		50,523
Germany-West	1,609		45,012
Italy	7,683		40,242
Netherlands	24		621
Sweden	370		16,499
U.K.	4,263		172,886
Canada	150		1,440
United States	1,279		43,786
Japan	494		36,016
Lebanon	9		1,750
Total	19,871		431,187

715.100 Machins tools  
for making  
metals &  
accessories

	No.		
Belgium	-		1,060
Czechoslovak	1		3,120
Germany-West	5		66,437
Italy	3		31,597
Sweden	-		12,138
United States	9		7,937
Hong Kong	28		63,515
Israel	37		7,460
Japan	19		24,193
Total	100		212,457

COMMODITY	QUANTITY		VALUE Eth.\$
	U N I T		

715.210 Ingot-moulding  
& casting  
machines

	No.		
Italy	1		151,050
U.K.	-		380
Hong Kong	12		20,100
Total	13		171,530

715.220 Gas-operated  
welding, brazing  
or surface tempo-  
ring appliances

	No.		
Germany-West	-		5,545
Italy	25		6,230
Netherlands	1		9,925
Total	26		21,700

717.100 Textile spinning  
twisting & reel-  
ing machines

	No.		
Belgium	40		572,032
Denmark	1		19,150
Germany-West	21		457,778
Italy	61		616,150
U.K.	11		284,317
Japan	122		785,300
Total	256		2,734,727

717.121 Textile weaving,  
knitting & yarn,  
tools & embroidery  
making machines

	No.		
Sudan	1		100
Uganda	2		700
Germany-West	16		616,717
Italy	130		206,937
Switzerland	3		11,590
U.K.	1		21,500
China N. Land	4		2,445
Fornosa	50		3,625
Japan	316		126,250
Australia	1		400
Total	524		990,264

IMPORT

COMMODITY	QUANTITY		VALUE Eth.\$
	U N I T		

717.131 Parts & accessories for knitting machines

	U N I T	QUANTITY	VALUE Eth.\$
Belgium	Kgs.	74	380
France	"	16	659
W.Germany	"	843	39,479
Ireland	"	795	11,178
Italy	"	3,715	54,385
Netherlands	"	16	2,771
Sweden	"	9	225
Switzerland	"	25	965
U.K.	"	38,253	315,716
U.S.A.	"	1,880	32,685
India	"	14	157
Japan	"	487	17,864
Philippine	"	3,605	7,231
<b>Total</b>		<b>49,732</b>	<b>483,695</b>

717.139 Other auxiliary machine parts & accessories

	U N I T	QUANTITY	VALUE Eth.\$
Affars & Issa	"	442	2,445
Kenya	"	118	3,015
Austria	"	1,088	7,504
Belgium	"	30,592	182,848
Czechoslovak	"	7,979	68,631
Denmark	"	3,270	13,095
France	"	4,498	59,260
W.Germany	"	125,487	1,333,431
Greece	"	19	375
Ireland	"	15,206	306,731
Italy	"	127,217	1,038,769
Netherlands	"	1,629	39,999
Norway	"	180	2,433
Poland	"	1,490	32,742
Romania	"	464	5,589
Sweden	"	154	1,099
Switzerland	"	24,073	287,895
U.K.	"	187,501	1,378,665
U.S.S.R.	"	6,302	37,239
Yugoslavia	"	18	4,853
Europe UNS	"	156	2,560
U.S.A.	"	13,128	238,463
China M.Land	"	33	2,190
India	"	20,028	103,865
Israel	"	850	3,510
Japan	"	210,944	1,971,881

COMMODITY	QUANTITY		VALUE Eth.\$
	U N I T		

717.139 Other auxiliary machine parts & accessories (Cont'd)

	U N I T	QUANTITY	VALUE Eth.\$
Philippine	Kgs.	9,030	1,930
Thiland	"	200	3,582
Australia	"	383	2,601
Misael UNS	"	165	3,620
<b>Total</b>		<b>792,592</b>	<b>7,142,820</b>

717.140 Machines, felt-hat making etc.

	U N I T	QUANTITY	VALUE Eth.\$
W.Germany	No.	2	816,885
Italy	"	3	5,067
Japan	"	8	228,140
<b>Total</b>		<b>13</b>	<b>1,050,092</b>

717.150 Textile bleaching, laundry, dyeing, wrapping & other machines H.S.N.

	U N I T	QUANTITY	VALUE Eth.\$
Kenya	"	-	239
Denmark	"	-	1,890
France	"	17	6,336
W.Germany	"	1	91,303
Italy	"	63	145,871
Sweden	"	-	2,275
U.S.A.	"	4	17,095
Israel	"	1	500
Japan	"	400	3,511
<b>Total</b>		<b>486</b>	<b>269,820</b>

717.200 Machinery, shoes making, tanning working hides or leather

	U N I T	QUANTITY	VALUE Eth.\$
Czechoslovak	"	100	3,069,015
Denmark	"	-	3,977
France	"	-	26,609
W.Germany	"	22	177,424
Greece	"	-	483
Italy	"	47	613,832
Netherlands	"	-	2,735
Spain	"	2	910
Sweden	"	-	3,757
Switzerland	"	1	36,318
U.K.	"	111	12,795
U.S.A.	"	-	3,441

## IMPORT

COMMODITY	QUANTITY		VALUE Eth.\$
	U N I T		

717.200 Machinery, other  
sabing tanning,  
working hides or  
leather (Cont'd)

	No.		
Formosa	3		10,635
Hong Kong	1		32,516
Israel	-		2,595
Japan	104		469,638
Thailand	-		2,115
Total	391		4,468,795

717.310 Domestic sewing  
machines & parts  
(including needles)

Kenya	1		19,944
Sudan	6		450
Czechoslovak	-		2,776
France	-		925
W. Germany	32,186		69,469
Italy	46		13,843
Netherlands	1		2,492
Poland	51		10,300
U.K.	24		29,814
U.S.S.R.	-		4,047
U.S.A.	5		4,369
China W. Land	60,573		90,887
Formosa	80		12,879
Israel	2		4,715
Japan	7,908		461,458
Philippine	60		11,952
Saudi Arabia	3		295
Unspecified	74		3,053
Total	101,022		743,628

717.320 Industrial sewing  
machines & parts  
(including needles)

Belgium	-		1,117
Czechoslovak	-		2,047
France	-		231
W. Germany	-		148,377
Italy	-		24,525
Netherlands	1		7,551
U.K.	-		2,338
U.S.A.	-		1,878
Formosa	-		598
Japan	90		39,931
Total	91		228,593

COMMODITY	QUANTITY		VALUE Eth.\$
	U N I T		

718.110 Machinery for  
cellulose pulp,  
paper & paper  
board & appliances

	No.		
France	-		680
W. Germany	3		33,492
Italy	2		6,085
Sweden	454		126,910
U.K.	-		2,937
U.S.A.	-		25,167
Japan	-		21,454
Total	459		216,725

718.121 Guillotines (paper-  
cutters) for use  
in shops & offices

France	6		1,780
Italy	1		580
Total	7		2,360

718.129 Paper-cutting  
machines, other

Kenya	-		226
Czechoslovak	3		14,999
Finland	-		2,411
France	-		9,035
W. Germany	1		23,042
Italy	-		542
Portugal	-		160
Sweden	-		62,380
U.K.	-		3,467
U.S.A.	1		20,886
Total	5		137,148

718.210 Machines, book  
binding, sewing  
& parts

Italy	20		761
U.K.	1,500		2,500
Total	1,520		3,311

718.220 Machinery, type  
setting & parts

Kenya	550		14,647
Belgium	-		2,325
Denmark	-		4,107
France	-		1,772
W. Germany	1,350		100,643
Italy	1		16,732
Netherlands	-		12,244
Sweden	-		4,610
Switzerland	300		1,319

IMPORT

COMMODITY	QUANTITY		VALUE Eth.\$
	U N I T		

718.220 Machinery, type setting & parts  
(Cont'd)

U.K.	No.	45	32,393
U.S.A.	"	1,500	11,703
Lebanon	"	-	485
Total	"	3,746	202,980

718.290 Machinery, printing other & parts

Kenya	"	-	1,297
Austria	"	-	950
Belgium	"	-	1,769
Czechoslovak	"	-	350
Denmark	"	2	4,216
France	"	3	117,901
W.Germany	"	39	319,994
Italy	"	6,004	25,815
Netherlands	"	-	450
Sweden	"	-	8,806
Switzerland	"	1	21,803
U.K.	"	15	248,188
U.S.S.R.	"	-	5,423
U.S.A.	"	-	4,333
China M.Land	"	1	1,790
Total	"	6,065	763,085

718.310 Machinery for milling grain & appliances

Czechoslovak	"	-	340
Denmark	"	2,176	933,201
W.Germany	"	45	89,379
Italy	"	3	210,005
Netherlands	"	-	2,420
Norway	"	1	2,370
U.K.	"	-	8,413
U.S.A.	"	1	1,289
India	"	-	2,232

COMMODITY	QUANTITY		VALUE Eth.\$
	U N I T		

718.310 Machinery for milling grain & appliances  
(Cont'd)

Japan	No.	-	9,625
Australia	"	-	10,478
Total	"	2,226	1,269,750

718.391 Machinery sugar-making & appliances

Belgium	"	-	316
France	"	-	4,721
W.Germany	"	-	17,486
Italy	"	-	4,240
Netherlands	"	3	1,211,591
Sweden	"	-	389
Switzerland	"	-	696
U.K.	"	1	211,724
U.S.A.	"	-	37,399
Japan	"	-	25,604
Total	"	4	1,524,268

718.392 Machinery brewing & appliances

Albania	"	3	114
Belgium	"	-	29,641
Denmark	"	-	12,435
France	"	-	190
W.Germany	"	-	167,030
Italy	"	1	70,353
Netherlands	"	-	17,288
Sweden	"	-	735
Switzerland	"	-	49,827
U.K.	"	-	2,760
U.S.A.	"	184	64,373
Total	"	188	394,745

IMPORT

COMMODITY	QUANTITY		VALUE Eth.\$
	U N I T		

COMMODITY	QUANTITY		VALUE Eth.\$
	U N I T		

718.399 Machinery for food processing & appliances

Somalia	No.	1	3,505
Belgium	"	-	543
Denmark	"	-	514
France	"	-	650
W.Germany	"	108	20,852
Italy	"	153	287,834
Ireland	"	210	1,475
Sweden	"	-	164
Switzerland	"	1	3,185
U.K.	"	13	196,054
U.S.A.	"	1	11,779
Hong Kong	"	2	10,260
India	"	-	720
Japan	"	-	19,430
South Yemen	"	2	700
Total		491	557,665

718.410 Road-rollers (mechanically propelled) & parts

W.Germany	"	-	28,880
Italy	"	-	2,360
Sweden	"	-	1,119
U.K.	"	-	7,150
Yugoslavia	"	2	3,179
U.S.A.	"	9	249,297
Israel	"	4	77,030
Total		15	369,015

718.421 Buildings, air-conditions & appliances

W.Germany	"	-	19,665
Switzerland	"	-	715
U.K.	"	-	38,731
U.S.S.R.	"	2	25,820
U.S.A.	"	2	399,875
Israel	"	2	126,201
Total		6	613,007

718.422 Scrapers, leveler & similar road making machinery n.e.s.

France	No.	-	1,567
W.Germany	"	-	6,852
Netherlands	"	-	2,757
Sweden	"	-	9,605
Switzerland	"	-	7,590
U.K.	"	-	9,738
U.S.A.	"	-	6,320
Israel	"	-	3,310
Australia	"	-	170
Total		-	47,909

718.423 Machinery for boring, drilling n.e.s. & appliances

Kenya	"	-	220
Belgium	"	-	1,260
Czechoslovak	"	-	349
France	"	-	6,649
W.Germany	"	2	7,798
Italy	"	1	60,460
Netherlands	"	-	350
Sweden	"	4	11,145
U.K.	"	3	44,141
U.S.S.R.	"	-	3,571
Yugoslavia	"	-	36,879
Canada	"	-	60,195
U.S.A.	"	56,563	1,949,578
Japan	"	45	98,058
Australia	"	2	630
Miscel. UNS	"	4	1,530
Total		56,624	2,282,813

718.429 Machinery, other excavating, leveling & extracting

Sweden	"	-	247
Switzerland	"	-	970

IMPORT

COMMODITY	QUANTITY		VALUE Eth.\$
	U N I T		

COMMODITY	QUANTITY		VALUE Eth.\$
	U N I T		

718.429 Machinery, other  
excavating, level-  
ing & extracting  
(Cont'd)

U.K.	No.	-	9,883
U.S.A.	"	2	19,980
Israel	"	1	47,623
Total		3	78,703

718.511 Machinery for  
making bricks &  
tiles

Belgium	"	-	220
W.Germany	"	-	51,517
Italy	"	-	45,884
U.K.	"	-	1,355
Yugoslavia	"	-	3,691
U.S.A.	"	-	790
Total		-	103,457

718.512 Machinery for  
other ceramics

W.Germany	"	-	1,320
Italy	"	-	2,098
Sweden	"	-	977
Japan	"	-	456
Total		-	4,851

718.513 Machinery for  
mineral crushing  
& sorting

Kenya	"	-	1,131
Belgium	"	-	1,448
Denmark	"	60	23,770
W.Germany	"	-	4,154
Italy	"	10	77,865
Sweden	"	-	23,210
Canada	"	-	530
U.S.A.	"	7	32,379
Miscel.UNS	"	-	1,000
Total		77	165,487

718.519 Machinery for  
mixing, separating  
washing earth, oils  
solid mineral, form-  
ing fountry moulds  
of sand & others

Austria	No.	-	1,663
Belgium	"	10	44,898
Czechoslovak	"	-	1,725
Denmark	"	24	61,788
France	"	1	36,328
W.Germany	"	1	164,620
Italy	"	32	205,218
Netherlands	"	1	1,795
Sweden	"	1	30,765
U.K.	"	1	161,083
U.S.S.R.	"	-	9,070
Yugoslavia	"	-	7,237
U.S.A.	"	-	38,075
China H.Land	"	-	1,074
Israel	"	-	3,816
Japan	"	2	16,152
Australia	"	2	80,640
Total		75	865,947

718.520 Machinery glass  
making lenses  
& other spec.

Italy	"	-	28,907
U.K.	"	-	19,695
U.S.A.	"	-	31,623
Total		-	80,225

719.119 Gas generators  
other

France	"	1	2,249
Italy	"	-	2,450
U.K.	"	-	799
Total		1	5,498

## IMPORT

COMMODITY	QUANTITY		VALUE Eth.\$
	U N I T		

719.120 Air-conditioning machines & appliances

	No.		
Affare & Iena	2		1,494
Austria	4		1,338
France	12		3,552
W. Germany	2		2,628
U.K.	20		18,605
U.S.A.	156		84,989
Israel	5		995
Japan	1		141,185
Total	202		254,786

719.130 Furnace burners, mechanical stokers, ash dischargers, & similar appliances

Italy	-		1,400
Total	-		1,400

719.150 Non-domestic re-  
frigerators & appliances

Italy	1		5,953
Netherlands	-		3,168
Switzerland	-		310
U.S.A.	-		16,482
Total	1		25,913

719.191 Other apparatus for treating materials with heat or cold (for laboratory use)

W. Germany	-		370
Total	-		370

719.199 Non-domestic apparatus for treating water-  
falls with heat or cold

W. Germany	-		325
Japan	1		283,827
Total	1		284,152

COMMODITY	QUANTITY		VALUE Eth.\$
	U N I T		

719.210 Pumps for irrigation & app-  
liances

Austria	No.	4	9,161
Denmark	"	-	1,132
W. Germany	"	5	9,595
Italy	"	438	393,505
Netherlands	"	5	53,833
Sweden	"	-	1,865
U.K.	"	59	13,389
U.S.A.	"	-	11,516
Israel	"	13	23,342
Japan	"	49	12,145
Australia	"	26	45,275
Total		599	574,758

719.211 Pumps for liquids (for use with road motor vehicles)

France	"	-	3,578
Italy	"	13	940
U.K.	"	-	3,844
Japan	"	6	4,250
Total		19	12,612

719.212 Pumps for liquids, other for marine use

Kenya	"	1	40,693
Denmark	"	-	667
Italy	"	13	5,660
Netherlands	"	-	15,574
India	"	88	15,314
Japan	"	5	1,255
Total		107	79,163

719.213 Garage & filling station pumps (for delivering & measuring petroleum products)

France	"	26	37,278
--------	---	----	--------

IMPORT

COMMODITY	QUANTITY		VALUE Eth.\$
	UNIT		

719.213 Garage & filling station pumps (for delivering & measuring petroleum products)  
(Cont'd)

	No.		2,465
W.Germany	925		
Hungary	1	138	
Italy	95	139,712	
Netherlands	3	5,341	
Sweden	-	243	
U.K.	838	83,354	
U.S.A.	46	30,645	
Japan	2	6,955	
Total	1,936	306,131	

719.214 Pumps for the raising of underground water & appliances

			4,297
Austria	-		
Belgium	1	1,868	
Czechoslovak	50	9,558	
Denmark	21	10,665	
France	15	12,162	
W.Germany	10	67,205	
Italy	477	170,908	
Netherlands	-	670	
Spain	-	226	
Sweden	-	3,280	
U.K.	159	10,876	
U.S.A.	13	86,443	
India	15	1,713	
Japan	1	8,872	
South Yemen	-	2,950	
Miscel. UNS	1	6,985	
Total	763	398,678	

COMMODITY	QUANTITY		VALUE Eth.\$
	UNIT		

719.219 Pumps for liquids, other H.W.S. appliances

	No.		1,255
Kenya	-		
Denmark	2	970	
W.Germany	16	16,360	
Italy	103	23,597	
Netherlands	1	16,096	
U.K.	8	29,824	
U.S.A.	4	2,700	
Japan	20	5,875	
Total	154	96,677	

719.222 Airpumps, vacuum pumps & air or gas compressors, fans blowers & the like (for road motor vehicles)

			2,232
Belgium	-		
Denmark	108	6,703	
Ireland	8	3,840	
Italy	1	2,533	
Sweden	-	3,585	
U.K.	21	644	
U.S.A.	3	20,716	
Total	141	40,253	

719.223 Bicycle pumps

W.Germany	60	141
Total	60	141

719.229 Airpumps, vacuum pumps & air or gas compressors, fans blowers & the like others

Kenya	-	2,315
Denmark	90	3,794
France	12	695
W.Germany	-	3,742

## IMPORT

COMMODITY	QUANTITY		VALUE Eth.\$
	UNIT		

719.229 Airpumps, vacuum pumps & air or gas compressors; fans blowers & the like others  
(Cont'd)

	No.		VALUE Eth.\$
Ireland	12		9,815
Italy	57		45,633
Netherlands	2		87,990
Sweden	5		15,591
U.K.	2		7,808
Canada	20		16,776
U.S.A.	3		10,852
Israel	-		1,092
Total	203		215,123

719.230 Metal water filter

			VALUE Eth.\$
Kenya	-		218
Madagascar	-		632
Denmark	-		5,505
W.Germany	-		985
Italy	-		6,375
Netherlands	-		4,069
Sweden	-		565
Switzerland	-		107
U.K.	-		33,379
U.S.A.	-		9,407
Japan	-		1,832
Total	-		63,074

719.231 Filtering machines, other

			VALUE Eth.\$
Italy	87		38,697
Netherlands	1		1,701
U.K.	734		30,365
U.S.A.	18		97,504
Japan	-		5,336
Total	840		173,603

COMMODITY	QUANTITY		VALUE Eth.\$
	UNIT		

719.311 Jacks for use as accessories with road motor vehicles

	No.		VALUE Eth.\$
Denmark	56		4,950
Italy	20		4,605
Norway	2		3,000
Total	78		12,555

719.312 Garage & other jacks & lifting apparatus

			VALUE Eth.\$
Kenya	-		2,695
Czechoslovak	20		1,630
Denmark	29		8,212
W.Germany	-		4,355
Italy	2		17,265
U.K.	-		218,775
U.S.S.R.	-		608
Yugoslavia	1		802
India	10		906
Israel	-		1,118
Total	62		256,366

719.314 Lifting, mobile & handling, loading apparatus

			VALUE Eth.\$
Austria	-		142
W.Germany	-		7,740
U.K.	1		2,090
U.S.A.	-		3,800
Total	1		13,772

719.319 Cranes, teleferic pulley-tackle, belt conveyor other  
R.S.S.

			VALUE Eth.\$
Austria	-		2,834
Belgium	111		24,045
France	16		232,685
Italy	3		39,352
Netherlands	-		2,547

IMPORT

COMMODITY	QUANTITY		VALUE Eth.\$
	U M I T		

719.319 Cranes, tele-  
ferics pulley-  
tackle, belt  
conveyor other  
n.e.s.(Cont'd)

Sweden	No.	2	5,543
Switzerland	"	-	175
U.K.	"	3	104,696
Israel	"	1	5,826
Australia	"	2	50,174
Total		138	467,877

719.320 Fork-lift trucks  
(used for moving  
& lifting goods  
within a factory  
or plant)

Affars & Issa	"	1	4,166
Austria	"	1	21,092
Denmark	"	3	9,369
France	"	40	2,289
W.Germany	"	-	1,436
Italy	"	7	2,205
Sweden	"	-	14,495
U.K.	"	1	33,919
U.S.S.R.	"	1	17,495
Yugoslavia	"	-	1,960
U.S.A.	"	1	13,720
Japan	"	49	63,524
Total		104	185,670

719.410 Coffee-grinders  
Juice-extractors  
& similar domestic  
food processing  
appliances non-  
electric

Czechoslovak	"	480	1,970
U.S.A.	"	-	163
Total		480	2,133

COMMODITY	QUANTITY		VALUE Eth.\$
	U M I T		

719.420 Domestic refri-  
gerators & parts

W.Germany	No.	-	1,588
Italy	"	-	115
Portugal	"	-	124
Sweden	"	-	171
Total		-	1,998

719.510 Machine tools  
for working stone  
ceramic concrete  
& similar materi-  
als

Austria	"	-	1,485
W.Germany	"	28	2,365
Italy	"	-	25,037
Netherlands	"	-	1,240
Spain	"	-	600
Total		28	30,727

719.520 Machine tools  
for working wood  
cork, bone, hard  
artificial plastic  
materials & app-  
liances

Belgium	"	31	41,434
W.Germany	"	6	67,131
Italy	"	46	326,054
Sweden	"	-	3,135
U.S.S.R.	"	2	1,140
U.S.A.	"	-	2,539
Hong Kong	"	18	2,400
Japan	"	-	475
Total		103	445,158

719.530 Tools for work-  
ing in the hand  
or self-contained  
non-electric motor

Kenya	"	-	1,394
W.Germany	"	-	31,015
Hungary	"	-	16,560
Italy	"	-	14,772

## IMPORT

COMMODITY	QUANTITY		VALUE Eth.\$
	U N I T		

719.530 <u>Tools for work- ing in the hand or self-contained non-electric motor (Cont'd)</u>			
U.K.	No.	-	1,610
U.S.A.	"	-	32,915
Hong Kong	"	-	4,405
Japan	"	-	5,727
Total		-	108,398

719.540 <u>Parts &amp; accesso- ries for machine tools</u>			
Kenya	Egs.	195	2,520
Belgium	"	1	200
Czechoslovak	"	64	805
Denmark	"	386	3,235
W. Germany	"	529	4,114
Italy	"	2,543	35,371
Switzerland	"	2	320
U.K.	"	461	9,241
Yugoslavia	"	1,000	9,095
Total		5,181	64,901

719.621 <u>Dish-washing of a kind for domestic</u>			
U.S.A.	No.	-	2,975
Total		-	2,975

719.629 <u>Other machinery for cleaning bottles &amp; seal- ing or labelling bottles caps etc. &amp; wrapping machinery</u>			
W. Germany	"	-	29,767
Italy	"	2	19,853
Switzerland	"	-	4,988
U.K.	"	-	8,776
U.S.A.	"	-	73,697
Australia	"	-	295
Total		2	137,376

COMMODITY	QUANTITY		VALUE Eth.\$
	U N I T		

719.630 <u>Machines for weighing &amp; checking</u>			
Austria	No.	1	2,995
Belgium	"	7	5,526
Bulgaria	"	100	1,780
Czechoslovak	"	12	105
Denmark	"	4	8,315
W. Germany	"	567	8,970
Italy	"	2,223	46,452
Netherlands	"	43	1,866
Poland	"	680	11,600
Sweden	"	-	1,122
Switzerland	"	-	1,539
U.K.	"	2,311	30,567
U.S.A.	"	9	295
India	"	-	9,285
Total		5,957	130,417

719.641 <u>Sprayers for destruction of pests in animals &amp; plants</u>			
Kenya	"	4	12,276
Denmark	"	6	2,165
France	"	2	13,162
W. Germany	"	596	19,429
Italy	"	173	16,904
Netherlands	"	2	15,884
Spain	"	10	767
U.K.	"	439	20,492
U.S.A.	"	2	3,544
China W. Land	"	55,200	42,560
Hong Kong	"	59,400	34,744
India	"	18,480	12,395
Israel	"	230	37,466
Japan	"	3,990	15,556
Total		138,534	247,344

IMPORT

COMMODITY	QUANTITY		VALUE Eth.\$
	U N I T		

719.642 Fire extin-  
guishers

	No.		VALUE Eth.\$
Affars & Issa	7		1,490
France	-		715
Italy	863		9,671
Netherlands	-		5,218
U.K.	2,100		99,113
U.S.A.	108		11,080
Israel	65		1,150
Total	3,143		128,437

719.649 Other mechanical  
appliances for  
spraying powders  
or liquids & blast-  
ing machines

			VALUE Eth.\$
W.Germany	-		2,000
Total	-		2,000

719.650 Automatic vend-  
ing machines  
(stamps, ciga-  
rette, chocolate  
& food)

			VALUE Eth.\$
W.Germany	1		71,652
U.K.	-		800
Total	1		72,452

719.800 Machinery for oil  
or fat industry

			VALUE Eth.\$
France	-		640
W.Germany	-		11,388
Italy	6		15,031
Netherlands	1		2,875
U.K.	1		198,787
U.S.A.	-		7,259
India	1		6,500
Japan	-		17,633
Total	9		260,113

COMMODITY	QUANTITY		VALUE Eth.\$
	U N I T		

719.810 Garage machinery  
& mechanical  
appliances S.S.S

	No.		VALUE Eth.\$
Czechoslovak	-		5,086
Denmark	-		11,477
France	-		470
W.Germany	-		61,039
Italy	7		247,390
Netherlands	-		502
Sweden	-		22,854
U.K.	-		4,563
U.S.S.R.	-		6,749
U.S.A.	-		1,240
India	-		1,150
Israel	-		1,690
Japan	-		3,023
Total	7		368,045

719.820 Machinery &  
mechanical  
appliances for  
soap industry

			VALUE Eth.\$
Greece	-		1,541
Italy	1		34,044
U.K.	-		5,665
Total	1		41,250

719.880 Machinery S.S.S.  
spring, painting  
& dipping

			VALUE Eth.\$
Denmark	-		271
W.Germany	-		6,085
Italy	-		780
U.K.	-		4,825
Total	-		11,961

## IMPORT

COMMODITY	QUANTITY		VALUE Eth. \$
	Unit		
719.890 <u>Tyre, plastic</u> <u>or rubber mak-</u> <u>ing machines</u>			
Czechoslovak	No.	-	1,013
W. Germany	"	-	1,948
Italy	"	19	53,624
Netherlands	"	-	2,449
U.S.A.	"	-	4,385
Japan	"	-	1,711
Total		19	65,190
719.891 <u>Breaking mills</u> <u>for cast or pig-</u> <u>iron</u>			
Italy	"	-	24,569
Japan	"	-	14,011
Total		-	38,580
719.910 <u>Moulding boxes</u> <u>for metal four-</u> <u>tye</u>			
Italy	"	500	168,455
U.K.	"	-	7,545
Yugoslavia	"	1	4,554
China W. Land	"	8	9,700
Formosa	"	16	14,385
Hong Kong	"	51	99,855
Japan	"	-	10,391
Thailand	"	2	18,585
Total		578	333,470
719.919 <u>Cutting machines</u> <u>for tea or to-</u> <u>bacco leaves</u>			
W. Germany	"	-	30,399
Switzerland	"	-	299
U.S.A.	"	-	9,897
Total		-	40,595
719.920 <u>Tap, cocks, valves</u> <u>&amp; similar appliances</u> <u>(for pipes tanks</u> <u>etc.)</u>			
Italy	Kgs.	6,609	30,967
Netherlands	"	131	4,623
U.K.	"	513	5,465
U.S.A.	"	1	665
China W. Land	"	1,878	1,909
Japan	"	40	603
Total		9,172	44,232

COMMODITY	QUANTITY		VALUE Eth. \$
	Unit		
719.921 <u>Pressure re-</u> <u>gulating valves</u>			
W. Germany	Kgs.	240	3,461
Sweden	"	11	127
Japan	"	750	8,672
Total		1,001	12,260
719.922 <u>Regulators, pre-</u> <u>ssure, for steam</u> <u>or compressed air</u> <u>pipes or reser-</u> <u>voirs</u>			
Denmark	"	158	2,746
Italy	"	478	1,056
U.K.	"	1,131	16,914
Total		1,767	20,716
719.931 <u>Transmission</u> <u>shafts, bearing</u> <u>housing, gears,</u> <u>flywheels etc</u> <u>(for use in road</u> <u>motor vehicles)</u>			
Italy	"	836	5,523
Japan	"	21	202
Total		857	5,725
719.939 <u>Transmission</u> <u>shafts, bearing</u> <u>housing, gears,</u> <u>flywheels etc.</u> <u>other</u>			
W. Germany	"	447	5,820
Iceland	"	300	1,842
Italy	"	9,345	92,110
U.K.	"	129	4,377
U.S.S.R.	"	161	4,601
India	"	2,940	6,425
Total		13,322	115,175
719.949 <u>Gaskets, &amp; simi-</u> <u>lar joints, other</u>			
Iceland	"	713	4,826
Total		713	4,826

IMPORT

COMMODITY	QUANTITY		VALUE Eth.\$
	U N I T		

719.990 Machinery parts  
n.e.s.

	Kgs.		
Algeria	20		315
Kenya	219		5,395
Austria	212		4,218
Belgium	23,067		16,720
Czechoslovak	300,336		780,193
Denmark	1,177		5,458
France	2,085		29,113
W.Germany	22,548		402,671
Greece	121		658
Ireland	207,820		582,236
Italy	358,925		1,649,801
Netherlands	49,350		248,818
Norway	570		2,086
Poland	45		818
Spain	759		9,972
Sweden	2,887		48,784
Switzerland	21,124		111,535
U.K.	319,931		1,497,097
U.S.S.R.	98,549		471,078
Canada	6		665
U.S.A.	43,663		528,126
Hong Kong	2,080		5,995
India	25,052		76,754
Israel	2,273		22,430
Japan	95,343		521,497
Australia	1,723		5,703
Total	1,579,885		7,028,136

722.110 Electric gene-  
rators & app-  
liances

	No.		
Affars & Issa	14		6,240
Kenya	-		3,256
Austria	2		31,388
Belgium	-		15,850
France	3		585,671
W.Germany	200		51,695
Italy	6		89,679

COMMODITY	QUANTITY		VALUE Eth.\$
	U N I T		

722.110 Electric gene-  
rators & app-  
liances(Cont'd)

	No.		
Norway	-		10,725
Sweden	-		2,220
Switzerland	1		9,130
U.K.	73		464,751
U.S.S.R.	-		3,752
U.S.A.	1		22,944
China M.Land	1		377
Israel	1		30,545
Japan	74		91,322
Miscel. UNB	2		1,467
Total	378		1,421,212

722.120 Electric trans-  
formers

Kenya	1		450
Belgium	2		19,405
Finland	76		91,770
Italy	372		21,619
U.K.	1		1,646
U.S.A.	2		1,694
Hong Kong	6		245
India	-		1,890
Miscel. UNB	15		595
Total	475		139,314

722.130 Electric motors

Austria	309		34,613
Denmark	53		12,001
France	1		628
W.Germany	36		136,116
Ireland	25		10,055
Italy	166		47,197
Netherlands	1		2,095
Switzerland	13		69,780
U.K.	2		13,480
U.S.A.	21		154,906
Japan	13		126,259

## IMPORT

COMMODITY	QUANTITY		VALUE Eth.\$
	APPROX.		

722.130 Electric motors  
(Cont'd)

Lebanon	No.	5	2,050
Miscel. UNS	"	2	700
Total		647	610,080

722.140 Electric charges

U.S.A.	"	-	9,250
Japan	"	21	3,849
Total		21	13,099

722.150 Electric trans-  
formers-radio  
frequency

U.S.A.	"	1	340
Total		1	340

722.190 Electric con-  
verters, recti-  
fiers & rectify-  
ing apparatus

Italy	"	33	3,869
Japan	"	-	2,898
Total		33	6,767

722.210 Electric switches  
& other apparatus  
(for use in road  
motor vehicles.)

Kenya	Kgs.	12	100
W.Germany	"	499	7,344
China W.Land	"	450	2,255
Total		961	9,699

722.290 Other electrical  
apparatus for  
making & breaking  
electrical cir-  
cuits

Kenya	Kgs.	360	260
Austria	"	582	27,696
Belgium	"	600	4,125
Denmark	"	1,271	3,875
France	"	2,933	55,884
W.Germany	"	20,771	252,486

COMMODITY	QUANTITY		VALUE Eth.\$
	U N I T		

722.290 Other electrical  
apparatus for  
making & break-  
ing electrical  
circuits(Cont'd)

Greece	Kgs.	2,034	11,713
Hungary	"	130	1,145
Italy	"	53,581	346,936
Netherlands	"	723	12,572
Norway	"	7,139	13,715
Switzerland	"	3,679	82,816
U.K.	"	32,683	775,044
Yugoslavia	"	309	2,617
U.S.A.	"	12,682	92,682
China W.Land	"	910	4,249
Hong Kong	"	859	4,806
India	"	2,940	10,277
Israel	"	1,265	9,207
Japan	"	3,025	20,592
Singapore	"	125,400	198,563
Miscel. UNS	"	122,510	299,528
Total		396,386	2,230,788

723.100 Electric wire,  
cable & bars  
(insulated)

Austria	"	1,420	20,415
Belgium	"	2,292	9,770
France	"	25	480
W.Germany	"	132,664	295,603
Italy	"	44,135	190,770
Netherlands	"	22,113	91,209
U.K.	"	17,768	81,475
Yugoslavia	"	29,733	93,097
India	"	1,511	2,571
Israel	"	30,136	90,950
Japan	"	3,607	11,294
Total		285,404	887,634

# IMPORT

COMMODITY	QUANTITY		VALUE Eth.\$
	U N I T		

## 723.200 Electric conduit tubing

	Kgs.		
Albania	664	1,455	
France	150	1,243	
W.Germany	803	8,544	
Italy	9,476	262,800	
Netherlands	1,210	3,110	
Sweden	210	9,679	
U.K.	8	867	
U.S.A.	57	7,835	
Hong Kong	520	3,584	
India	1,200	1,520	
Japan	36	8,769	
<b>Total</b>	<b>14,334</b>	<b>309,406</b>	

## 723.240 Insulators & fitting (for electrical machines & appliances)

Kenya	540	4,654	
Austria	86	2,932	
Belgium	4,484	18,450	
Czechoslovak	254	6,570	
France	387	14,067	
W.Germany	2,511	18,887	
Greece	1,246	4,953	
Italy	9,412	47,869	
Netherlands	29	435	
Norway	13	265	
Sweden	62	4,969	
U.K.	636	5,856	
U.S.A.	176	4,170	
Israel	4,000	11,341	
Japan	2,549	9,421	
<b>Total</b>	<b>26,385</b>	<b>154,839</b>	

COMMODITY	QUANTITY		VALUE Eth.\$
	U N I T		

## 724.100 Television broadcast receivers

	No.		
Affare & Issa	4	330	
Kenya	2	300	
U.A.R.	1	200	
Austria	141	64,259	
Denmark	1	225	
France	4	1,060	
W.Germany	81	30,028	
Hungary	4	1,195	
Italy	8	2,760	
Netherlands	99	27,275	
Sweden	1	150	
Switzerland	4	2,370	
U.K.	1	1,028	
U.S.A.	20	4,280	
Israel	1	200	
Japan	2,421	912,549	
Korea South	1	200	
Lebanon	1	859	
Saudi Arabia	43	7,564	
Australia	80	25,105	
Miscel. UNR	16	2,850	
<b>Total</b>	<b>2,934</b>	<b>1,086,487</b>	

## 724.210 Radio broadcast receivers & radio-grams combined with tape

Affare & Issa	1	120	
Kenya	1	372	
W.Germany	70	20,439	
Netherlands	45	1,437	
U.S.A.	286	11,516	
Israel	8	20,940	
Japan	831	116,447	
<b>Total</b>	<b>1,262</b>	<b>171,271</b>	

## IMPORT

COMMODITY	QUANTITY		VALUE Eth. \$
	U N I T		

724.220 Radiograms-  
phones

Netherlands	No.	15	2,909
U.S.A.	"	1	120
Japan	"	78	22,356
Total		94	25,385

724.230 Radio receivers  
transmitters

Affars & Issa	"	10	746
Kenya	"	6	1,349
Sudan	"	146	6,107
Finland	"	3	280
W. Germany	"	126	16,738
Greece	"	3	160
Italy	"	20	1,872
Netherlands	"	4,399	435,052
Romania	"	1,500	34,155
Sweden	"	6	1,000
Switzerland	"	1	130
U.K.	"	15	1,474
U.S.A.	"	37	30,172
China W. Land	"	2,001	44,924
Hong Kong	"	20,710	276,760
India	"	4,760	129,143
Israel	"	27	52,611
Japan	"	34,657	2,105,774
Jordan	"	500	10,340
Saudi	"	54	2,256
Singapore	"	1,452	41,093
South Yemen	"	2	210
Australia	"	3	5,608
Miscel. UNB	"	16	785
Total		70,454	150,739

COMMODITY	QUANTITY		VALUE Eth. \$
	U N I T		

724.240 Radio Automobiles

Belgium	No.	5	468
W. Germany	"	28	6,086
Netherlands	"	245	24,092
Japan	"	126	6,510
Total		404	37,156

724.250 Radio spare  
parts

Austria	Kgs.	12	4,482
Belgium	"	587	8,209
Denmark	"	13	1,285
France	"	2	140
W. Germany	"	1,248	30,654
Italy	"	48	1,923
Netherlands	"	4,174	76,702
Sweden	"	54	440
Switzerland	"	6	912
U.K.	"	100	7,967
Canada	"	37	9,170
U.S.A.	"	404	4,222
India	"	87	783
Israel	"	60	3,058
Japan	"	3,361	41,899
Total		10,193	191,846

724.260 Radio sets,  
domestic

W. Germany	No.	10	4,600
Italy	"	4	530
Netherlands	"	1	100
U.S.A.	"	3	135
China W. Land	"	360	2,940
Hong Kong	"	100	692
India	"	4	220
Japan	"	1,027	41,507
Saudi Arabia	"	6	215
South Yemen	"	4	285
Total		2,896	51,224

IMPORT

COMMODITY	QUANTITY		VALUE Eth.\$
	U N I T		

724.290 Radio broad-  
cast receivers

U.K.	No.	-	1,620
U.S.A.	"	5	14,696
Japan	"	2	3,815
Total		7	20,131

724.910 Electrical line  
telephonic &  
telegraphic  
apparatus

Denmark	Kgs.	3,010	4,505
Finland	"	48,556	130,507
France	"	4,777	45,408
W.Germany	"	650	29,828
Italy	"	4,552	9,259
Netherlands	"	528	7,512
Sweden	"	79,201	1,490,887
Switzerland	"	942	20,071
U.K.	"	42,567	118,526
Yugoslavia	"	24,199	43,430
Canada	"	4	140
U.S.A.	"	1,435	44,384
India	"	192	920
Israel	"	5,897	108,579
Japan	"	19,998	357,367
Total		236,508	2,411,323

724.920 Microphones  
loudspeakers  
& amplifiers

Congo Kinshasa	No.	2	100
Belgium	"	200	632
France	"	132	7,095
W.Germany	"	65	4,878
Italy	"	71	3,687
Netherlands	"	1,009	85,163
Sweden	"	9	499
U.K.	"	19	2,454
U.S.A.	"	5	29,330

COMMODITY	QUANTITY		VALUE Eth.\$
	U N I T		

724.920 Microphones  
loudspeakers  
& amplifiers  
(Cont'd)

India	No.	25	1,892
Japan	"	1,593	50,262
Miscel UNS.	"	4	140
Total		3,134	186,132

724.991 Radio naviga-  
tional aid &  
radar apparatus

Italy	Kgs.	1	811
Sweden	"	178	2,100
U.K.	"	669	77,128
U.S.A.	"	914	42,072
China W.Land	"	70	375
Israel	"	376	57,401
Japan	"	555	515
Miscel. UNS.	"	10	518
Total		2,773	181,120

724.992 Television  
cameras & trans-  
mission apparatus

Belgium	Kgs.	334	9,158
France	"	21	1,174
W.Germany	"	248	1,617
Italy	"	12	273
Netherlands	"	357	3,902
U.K.	"	296	21,806
U.S.A.	"	31	17,147
Japan	"	4,497	22,644
Total		5,796	77,741

724.993 Radio broad-  
cast trans-  
mission app-  
aratus

Affairs & Issa	"	290	150
France	"	4,006	884
W.Germany	"	482	202,587
Italy	"	875	10,580

IMPORT

COMMODITY	QUANTITY		VALUE Eth.\$
	UNIT		

724.99) Radio broad-  
cast trans-  
mission app-  
aratus(Cont'd)

Netherlands	Kgs	4	278
Sweden	"	673	23,523
Switzerland	"	1	615
U.K.	"	165	34,040
U.S.A.	"	2,046	114,038
Israel	"	189	19,982
Japan	"	892	59,888
<b>Total</b>		<b>9,703</b>	<b>466,547</b>

725.010 Domestic refri-  
gerators (elec-  
tric) & parts

Affare & Isea	No.	4	461
Kenya	"	2	350
Uganda	"	1	200
Zambia	"	1	120
Albania	"	20	6,867
Denmark	"	130	52,671
Finland	"	1	165
France	"	23	9,395
W. Germany	"	32	21,744
Italy	"	2,417	634,115
Netherlands	"	9	17,716
Spain	"	-	250
Sweden	"	155	89,094
Switzerland	"	65	64,397
U.K.	"	8	22,761
U.S.A.	"	117	45,589
Israel	"	2	5,985
Japan	"	2	209,572
Saudi Arabia	"	1	100
Australia	"	12	5,525
Miscel UNK	"	4	455
<b>Total</b>		<b>3,006</b>	<b>1,187,532</b>

COMMODITY	QUANTITY		VALUE Eth.\$
	UNIT		

725.020 Domestic wash-  
ing machines &  
appliances

Somalia	No.	1	450
Uganda	"	1	150
Denmark	"	2	9,380
France	"	2	3,226
W. Germany	"	4	846
Italy	"	234	44,869
Netherlands	"	1	340
Spain	"	-	22,900
Sweden	"	1	200
U.K.	"	4	1,170
U.S.A.	"	19	10,740
Japan	"	1	548
<b>Total</b>		<b>270</b>	<b>94,819</b>

725.030 Electro-mechani-  
cal domestic  
appliances

France	"	15	2,700
W. Germany	"	76	1,779
Italy	"	5	6,170
Netherlands	"	434	16,005
Spain	"	11	5,067
U.S.A.	"	20	11,783
China W. Land	"	80	3,304
Pornosa	"	6	2,325
Hong Kong	"	100	5,105
India	"	410	15,557
Israel	"	44	1,710
<b>Total</b>		<b>1,201</b>	<b>71, 505</b>

725.031 Electric vacuum  
cleaners

France	"	6	156
W. Germany	"	3	355
Italy	"	120	650
Netherlands	"	57	5,756

## IMPORT

COMMODITY	QUANTITY		VALUE Eth. \$
	U N I T		

### 725.031 Electric vacuum cleaners (Cont'd)

France	No.	6	156
W. Germany	"	3	355
Italy	"	120	650
Netherlands	"	57	5,756
Sweden	"	-	755
U.K.	"	44	5,325
U.S.A.	"	4	195
Total		234	13,192

### 725.040 Electric shavers & hair-clippers

W. Germany	"	61	3,856
Netherlands	"	777	12,968
Switzerland	"	-	346
Formosa	"	600	2,825
Japan	"	150	1,165
Total		1,588	21,160

### 725.051 Electric-iron

W. Germany	"	700	6,310
Hungary	"	1,118	4,665
Netherlands	"	34	1,005
U.S.A.	"	3	356
China M. Land	"	200	1,653
India	"	3,260	8,725
Japan	"	222	2,795
Singapore	"	476	4,832
Total		6,013	30,341

### 725.054 Electric toasters

W. Germany	"	61	1,365
Italy	"	1	176
Switzerland	"	1	150
U.K.	"	6	170
U.S.A.	"	1	105
Israel	"	2	850
Total		72	2,816

COMMODITY	QUANTITY		VALUE Eth. \$
	U N I T		

### 725.055 Electric coffee makers

Austria	No	2	4,780
Italy	"	2,793	52,818
Netherlands	"	12	610
Spain	"	329	47,032
U.K.	"	8	3,315
China M. Land	"	50	1,935
Total		3,194	110,492

### 725.056 Electric boilers, cookers & ovens & grills

Finland	"	3	436
France	"	332	12,268
W. Germany	"	13	698
Italy	"	1,128	164,139
Netherlands	"	3	750
Spain	"	5	2,500
Sweden	"	10	9,353
U.K.	"	13	3,545
U.S.A.	"	228	164,890
Japan	"	357	4,728
Miscel. UNB	"	1	100
Total		2,093	383,407

### 725.057 Electric hair- dryers

France	"	563	9,494
W. Germany	"	10	240
Italy	"	53	2,335
Switzerland	"	45	725
U.K.	"	16	1,192
Japan	"	35	1,590
Total		722	15,376

IMPORT

COMMODITY	QUANTITY		VALUE Eth.\$
	UNITS		
725.099 <u>Electric space heating equipment, other</u>			
France	No.	500	7,296
W. Germany	"	1,518	8,916
Italy	"	1,513	37,081
Netherlands	"	36	505
Norway	"	-	175
U.K.	"	62	1,500
U.S.A.	"	58	10,834
Japan	"	37	1,682
Kuwait	"	-	8,585
Australia	"	424	5,725
Total		3,788	82,299
726.100 <u>Electro-medical apparatus</u>			
U.K.	Kgs.	1	1,500
Total		1	1,500
726.200 <u>X-Ray apparatus &amp; other treatment equipment</u>			
Netherlands	"	30	6,877
Total		30	6,877
729.110 <u>Primary cells &amp; primary batteries</u>			
Ghana	Doz.	16,800	21,455
Czechoslovak	"	4,167	6,515
Denmark	"	1,380	2,575
France	"	1,244	7,168
W. Germany	"	12	3,082
Netherlands	"	703	3,690
Romania	"	10,000	12,073
U.K.	"	38,558	88,887
U.S.A.	"	13	2,286
China W. Land	"	30,230	44,343
Formosa	"	40,480	48,540
Hong Kong	"	50	1,820
India	"	1,500	2,115
Israel	"	17	707
Japan	"	437,329	821,232
Singapore	"	339,496	1,816,789
Miscel UNB	"	292	1,088
Total		1,522,271	2,884,365

COMMODITY	QUANTITY		VALUE Eth.\$
	UNITS		
729.121 <u>Electric accumulators (storage batteries) for road motor vehicles</u>			
Belgium	Kgs.	14	2,200
Bulgaria	"	1,114	29,870
W. Germany	"	33,986	87,769
Italy	"	38,935	84,743
Netherlands	"	1,009	9,343
U.K.	"	8,994	21,089
U.S.A.	"	750	5,061
Japan	"	20,556	53,481
Miscel UNB	"	1,000	686
Total		137,696	295,251
729.129 <u>Electric accumulators, other</u>			
Italy	"	174	2,110
Israel	"	80	828
Total		254	2,938
729.210 <u>Electric filament lamps (not exceeding 75 watts)</u>			
Czechoslovak	Doz.	33	528
France	"	50	1,150
W. Germany	"	4,031	13,160
Hungary	"	5,977	11,901
Italy	"	7	2,473
Netherlands	"	55,127	154,737
Poland	"	158	3,550
Sweden	"	2	100
U.K.	"	183	1,164
U.S.S.R.	"	16,669	27,914
U.S.A.	"	54	2,968
China W. Land	"	26,582	36,846
Hong Kong	"	-	1,410
Japan	"	1,009	12,456
Total		109,882	270,357

IMPORT

COMMODITY	QUANTITY		VALUE Eth.\$
	U N I T		

729.220 Electric fila-  
ment lamps, (70  
150 watts)

W. Germany	Dox.	860	5,178
Hungary	"	150	564
Netherlands	"	3,213	15,318
Poland	"	250	615
U.K.	"	97	2,360
U.S.S.R.	"	2	585
Total		4,572	24,620

729.230 Electric fila-  
ment lamps (151-  
300 watts)

Austria	"	5	126
Hungary	"	131	827
Netherlands	"	220	4,660
U.K.	"	19	1,427
U.S.S.R.	"	2	258
Japan	"	660	7,143
Total		1,037	14,441

729.240 Electric fila-  
ment lamps,  
(over 300 watts)

Austria	"	8	129
W. Germany	"	5	832
Netherlands	"	251	5,401
Switzerland	"	2	695
India	"	50	730
Total		316	7,787

729.250 Photographic  
flashbulbs

Netherlands	"	910	2,370
Switzerland	"	3	1,260
U.K.	"	41	1,095
Total		954	4,725

COMMODITY	QUANTITY		VALUE Eth.\$
	U N I T		

729.260 Infra-red or  
ultra-violet  
lamps for med-  
ical or lab-  
oratory use

U.K.	No.	1	175
Total		1	175

729.290 Fluorescent  
light bulbs,  
tubes & other  
electric lamps  
B.S.S.

Zambia	"	2	430
Belgium	"	1	125
France	"	8,500	9,773
W. Germany	"	982	23,655
Hungary	"	7,183	15,186
Italy	"	5,975	15,028
Netherlands	"	5,263	73,220
Switzerland	"	689	6,627
U.K.	"	1,455	18,181
Yugoslavia	"	50	1,773
China W. Land	"	6,617	7,790
Hong Kong	"	45	865
India	"	83	7,203
Israel	"	1,333	16,361
Japan	"	208	20,420
Jordan	"	210	2,865
Total		40,596	219,508

729.310 Television  
camera tubes

Belgium	Kgs.	46	775
Total		46	775

729.320 Radio valves,  
tubes & trans-  
istors

Belgium	"	21	2,029
Netherlands	"	1	125
China W. Land	"	220	3,880
Total		242	6,034

IMPORT

COMMODITY	QUANTITY		VALUE Eth.\$
	UNIT		

729.411 <u>Starting &amp; ignition equipment for use in aircraft or as railway equipment, or for marine engines</u>			
Switzerland	Kgs.	6	1,300
Total		6	1,300

729.412 <u>Electric starting &amp; ignition equipment for use with road motor vehicles</u>			
U.K.	"	670	3,870
U.S.A.	"	181	4,136
Australia	"	8	136
Total		859	8,142

729.419 <u>Electric starting &amp; ignition equipment for internal combustion engines, other</u>			
W. Germany	"	2,548	34,735
Total		2,548	34,735

729.421 <u>Electric lighting equipment for bicycles &amp; tricycles</u>			
W. Germany	"	245	3,285
Total		245	3,285

729.429 <u>Electric windscreen wipers, defrosters &amp; lighting equipment (for motor vehicles)</u>			
U.K.	"	757	6,357
U.S.A.	"	760	6,745
Total		1,517	13,102

COMMODITY	QUANTITY		VALUE Eth.\$
	UNIT		

729.510 <u>Electricity supply metres (for use with public electricity supply service)</u>			
W. Germany	No.	1,000	15,310
Switzerland	"	200	8,896
Miscel. UNS	"	15	1,950
Total		1,215	26,156

729.520 <u>Electricity supply meters, other</u>			
Netherlands	"	1	910
U.K.	"	1	1,596
Miscel. UNS	"	7	230
Total		9	2,736

729.521 <u>Electrical measuring, checking analysing or automatically controlling instruments (for use in road motor vehicles)</u>			
W. Germany	"	44	5,210
U.K.	"	37	4,362
U.S.A.	"	16	1,555
Total		97	11,127

729.522 <u>Electrical instruments for the control of manufacturing operations</u>			
Italy	Kgs.	9	585
Switzerland	"	210	3,875
Total		219	4,460

729.529 <u>Instruments n.ess</u>			
U.S.A.	"	60	2,960
Total		60	2,960

IMPORT

COMMODITY	QUANTITY		VALUE Eth.\$
	U N I T		

729.600 Electric-mechanical hand tools

Kenya	Kgs.	133	1,722
W.Germany	"	961	11,451
Italy	"	363	1,544
Netherlands	"	3,508	1,143
Sweden	"	2,764	24,626
U.S.A.	"	113	1,676
India	"	100	180
Japan	"	900	19,432
Total		8,842	61,774

729.920 Industrial & laboratory electric furnaces ovens & electric welding, brazing soldering & cutting apparatus

Belgium	No.	12	6,126
W.Germany	"	326	13,615
Italy	"	17	7,742
Norway	"	36	21,025
U.S.S.R.	"	10	9,200
U.S.A.	"	-	2,757
Australia	"	9	8,350
Total		410	68,815

729.930 Electric traffic control equipment (road, marine & aviation)

W.Germany	"	1	300
Netherlands	"	6	110
Total		7	410

729.949 Electric sound & visual signaling apparatus, other

W.Germany	Kgs.	437	1,656
Netherlands	"	112	160
India	"	660	710
Total		1,209	2,526

COMMODITY	QUANTITY		VALUE Eth.\$
	U N I T		

729.950 Electric capacitors (condensers), fixed or variable

Austria	No.	6	6,443
Total		6	6,443

729.960 Electric-carbons

Netherlands	Kgs.	40	205
Total		40	205

729.980 Electrical parts of machinery & apparatus

Austria	"	786	16,976
Czechoslovak	"	25	472
France	"	400	2,815
W.Germany	"	12,200	162,326
Italy	"	6,249	60,837
Netherlands	"	380	3,958
Sweden	"	600	6,220
Switzerland	"	2,579	25,201
U.K.	"	2,087	19,113
U.S.S.R.	"	666	6,330
U.S.A.9	"	4,525	35,725
India	"	370	1,350
Israel	"	2,800	20,493
Japan	"	35	325
Total		33,702	362,141

729.990 Other electrical goods & apparatus R.S.S.

Affars & Issa	"	2,000	1,970
Kenya	"	152	1,410
U.A.R.	"	1	344
Albania	"	5,223	9,780
Austria	"	34	2,787
Belgium	"	93,404	384,478
Bulgaria	"	767	4,323
Czechoslovak	"	5,105	21,726
Denmark	"	1,290	32,970

## IMPORT

COMMODITY	QUANTITY		VALUE Eth.\$
	UNIT		

729.990 Other electrical  
goods & apparatus  
S.S.S. (Cont'd)

France	Kgs.	4,216	24,359
W. Germany	"	51,648	355,648
Italy	"	74,540	619,520
Netherlands	"	29,906	198,887
Norway	"	383	39,045
Spain	"	8,683	39,735
Sweden	"	9,066	34,463
Switzerland	"	81,734	21,729
U.K.	"	550,699	1,576,496
U.S.S.R.	"	400	4,139
Yugoslavia	"	130	1,874
Europe UNS.	"	154	769
U.S.A.	"	24,075	627,220
China W. Land	"	23,226	148,551
Formosa	"	73	840
Hong Kong	"	3,722	15,159
India	"	12,723	98,336
Indonesia	"	1	145
Japan	"	7,362	65,094
Lebanon	"	500	1,745
Singapore	"	132	1,340
Australia	"	4	110
Miscel UNS.	"	494	4,700
Total		1,000,696	4,040,494

731.310 Railway locomotives,  
diesel

France	No.	4	2,734,825
Sweden	"	-	1,764
Total		4	2,736,589

731.320 Railway locomotives,  
other

France	Kgs.	40	871
Total		40	871

COMMODITY	QUANTITY		VALUE Eth.\$
	UNIT		

731.630 Road-rail &  
similar con-  
tainers

France	Kgs.	126,844	54,032
Total		126,844	54,032

731.700 Parts of rail-  
way & tramway  
locomotives

Belgium	"	15,895	79,886
France	"	999,199	1,745,056
W. Germany	"	241,367	182,676
Italy	"	306	4,705
Sweden	"	506	6,821
Switzerland	"	12,013	43,494
U.K.	"	348	6,026
U.S.A.	"	99	1,675
Iran	"	541	19,640
New Zealand	"	100	2,368
Total		1,270,374	2,092,347

732.110 Passengers motor  
vehicles (net  
weight not ex-  
ceeding 1000 Kgs)

Affaire & Issa	No.	5	7,900
Denmark	"	2	6,805
France	"	253	1,090,911
W. Germany	"	385	1,318,695
Italy	"	455	1,341,513
Spain	"	135	255,617
Sweden	"	3	10,700
U.K.	"	22	87,856
U.S.S.R.	"	24	81,810
U.S.A.	"	18	41,548
Japan	"	379	1,349,669
Saudi Arabia	"	8	23,060
Miscel UNS.	"	14	25,133
Total		1,703	5,641,227

IMPORT

COMMODITY	QUANTITY		VALUE Eth.\$
	UNIT		

732.120 Passengers motor vehicles (where the net weight exceeds 1000Kgs)

	No.		VALUE Eth.\$
Affars & Issa	1		4,000
Madagascar	1		2,007
Denmark	1		2,460
Finland	1		2,350
France	251		1,367,291
W.Germany	195		1,279,155
Italy	183		178,935
Portugal	1		20,770
Spain	39		79,829
Sweden	1		3,000
Switzerland	1		9,680
U.K.	16		80,513
U.S.S.R.	47		163,746
U.S.A.	33		85,193
Japan	56		267,413
Misecel UNS	7		16,080
<b>Total</b>	<b>834</b>		<b>4,183,557</b>

732.210 Microbuses & minibuses (having a carrying capacity not exceeding 1500 kgs)

	No.		VALUE Eth.\$
W.Germany	13		132,916
Italy	18		529,007
U.S.A.	1		700
Japan	9		42,628
Misecel UNS	1		1,500
<b>Total</b>	<b>42</b>		<b>706,751</b>

732.220 Omnibuses & buses (having a carrying capacity exceeding 1500 Kgs)

	No.		VALUE Eth.\$
W.Germany	12		528,096
Italy	34		1,910,335
U.K.	1		23,334

COMMODITY	QUANTITY		VALUE Eth.\$
	UNIT		

732.220 Omnibuses & buses (having a carrying capacity exceeding 1500Kgs) (Cont'd)

	No.		VALUE Eth.\$
U.S.A.	1		8,700
Japan	1		10,973
<b>Total</b>	<b>2</b>		<b>19,673</b>

732.310 Ambulances

	No.		VALUE Eth.\$
W.Germany	1		8,477
U.S.S.R.	2		3,000
U.S.A.	1		311
Japan	1		12,358
<b>Total</b>	<b>5</b>		<b>24,146</b>

732.320 Motor hearses

	No.		VALUE Eth.\$
Iceland	1		5,480
Italy	1		11,492
U.S.A.	1		250
<b>Total</b>	<b>3</b>		<b>17,222</b>

732.330 Land rovers, jeeps & similar vehicles

	No.		VALUE Eth.\$
Affars & Issa	1		6,209
Kenya	2		10,018
Belgium	1		4,650
France	21		80,422
W.Germany	74		543,475
Italy	2		32,170
Turkey	1		4,167
U.K.	400		3,370,094
U.S.S.R.	1		2,500
U.S.A.	25		173,270
Japan	116		581,997
South Yemen	1		2,665
Misecel UNS.	3		5,073
<b>Total</b>	<b>645</b>		<b>4,846,710</b>

IMPORT

COMMODITY	QUANTITY		VALUE Eth. \$
	U N I T		

732.340 Lorries & trucks  
pick-ups & deli-  
very vans (having  
a carrying capa-  
city not exceed-  
ing 1500 Kgs)

	No.		VALUE Eth. \$
W. Germany	12		139,736
Italy	8		85,275
U.K.	9		77,418
U.S.A.	3		133,844
Japan	57		408,800
Total	89		845,073

732.350 Lorries & trucks  
pick-ups (having  
a carrying capa-  
city exceeding  
1500 Kgs)

			VALUE Eth. \$
Affairs & less	"	1	18,611
France	"	4	39,404
W. Germany	"	56	1,203,962
Italy	"	460	10,337,368
Sweden	"	2	114,054
U.K.	"	16	336,295
U.S.S.R.	"	10	190,902
U.S.A.	"	86	2,831,303
Israel	"	2	60,640
Japan	"	90	551,009
Total		727	15,683,548

732.370 Buses

			VALUE Eth. \$
Italy	"	2	5,400
U.S.S.R.	"	3	51,543
Total		5	56,943

732.410 Fire engines &  
fire engines

			VALUE Eth. \$
Italy	"	4	216
U.K.	"	1	54,840
Japan	"	1	5,957
Total		6	61,013

COMMODITY	QUANTITY		VALUE Eth. \$
	U N I T		

732.420 Streetspray-  
ing lorries &  
similar veh-  
icles

	No.		VALUE Eth. \$
W. Germany	-		2,255
U.S.A.	12		161,280
Total	12		163,535

732.440 Mobil radio-  
logical units

			VALUE Eth. \$
U.K.	"	1	52,925
Total		1	52,925

732.490 Other special  
purpose road  
motor vehicles

			VALUE Eth. \$
U.S.A.	"	1	191,377
Total		1	191,377

732.500 Road tractors

			VALUE Eth. \$
Kenya	"	2	16,394
Belgium	"	1	27,480
W. Germany	"	2	191,805
Italy	"	27	333,522
U.K.	"	4	201,117
U.S.A.	"	24	937,651
Miscel UNB.	"	5	52,999
Total		65	1,760,968

732.810 Bodies (including  
cabs) for motor  
vehicles

	Kgs.		VALUE Eth. \$
France	11		642
W. Germany	"	1,390	42,800
Italy	"	23,358	84,084
U.K.	"	25	275
U.S.S.R.	"	2,159	6,689
U.S.A.	"	14,100	890
Total		41,043	135,380

IMPORT

COMMODITY	QUANTITY		VALUE Eth.\$
	U N I T		

732.891 Parts & accessories for road tractors

	Kgs.		
Kenya	20		1,037
Belgium	7,955		56,673
France	2,108		10,800
W.Germany	21,071		249,217
Greece	839		11,904
Italy	222,681		132,234
Netherlands	2,644		39,872
Sweden	11,491		171,944
Switzerland	51		1,070
U.K.	48,795		320,252
U.S.A.	74,804		525,233
Israel	59,711		253,329
Miscel UNS.	90		2,491
Total	452,260		1,776,056

732.893 Parts & accessories for fire engines & fire escapes

Kenya	89		1,975
U.K.	134		2,040
U.S.A.	27		925
Total	250		4,940

732.899 Other parts & accessories for road motor vehicles

Affars & Issa	5,020		686
Kenya	194		6,315
Austria	965		12,020
Belgium	4,800		37,866
Czechoslovak	3,674		30,973
Denmark	4,124		23,665
France	101,505		807,552
W.Germany	415,724		3,772,635
Greece	659		10,233
Hungary	1,093		11,163

COMMODITY	QUANTITY		VALUE Eth.\$
	U N I T		

732.899 Other parts & accessories for road motor vehicles (Cont'd)

	Kgs.		
Iceland	6,094		17,161
Italy	1,327,238		6,217,636
Netherlands	5,122		57,170
Norway	4		231
Spain	789		5,006
Sweden	76,818		262,448
Switzerland	659		10,547
U.K.	169,441		1,085,614
U.S.S.R.	11,693		74,214
Yugoslavia	1,339		13,203
Canada	1,337		15,780
U.S.A.	103,048		714,758
China H.Land	698		2,958
India	7,457		15,041
Israel	1,125		10,157
Japan	181,469		941,589
Lebanon	9		102
Pakistan	252		476
Saudi Arabia	195		2,636
Singapore	6,000		7,146
Thailand	10,595		18,860
Australia	3,367		24,309
Miscel UNS	31,055		13,363
Total	2,485,622		14,217,013

732.910 Motor cycles

	No.		
France	101		12,105
W.Germany	1		7,162
Italy	27		16,399
Netherlands	10		13,146
Spain	2		3,205
Sweden	2		1,845
U.S.S.R.	20		11,120
U.S.A.	14		7,493
Japan	223		174,069

IMPORT

COMMODITY	QUANTITY		VALUE Eth.\$
	U N I T		

732.910 Motor cycles  
(Cont'd)

Korea North	No.	1	805
Saudi Arabia	"	4	546
Miscel UNS.	"	9	1,615
Total		414	251,610

732.920 Spare & access-  
ories for motor  
cycles

France	Kgs.	1	126
V. Germany	"	184	3,737
Italy	"	982	4,206
Netherlands	"	75	1,811
U.K.	"	406	2,998
Japan	"	362	3,366
Total		2,010	16,244

733.110 Cycles & triocles  
(not motorized)

Kenya	No.	1	100
Sudan	"	4	260
Czechoslovak	"	185	11,042
Finland	"	3	110
France	"	101	10,940
V. Germany	"	9	100
Italy	"	1,259	83,220
Netherlands	"	13	615
U.K.	"	116	10,045
U.S.S.R.	"	40	8,694
U.S.A.	"	14	550
China N. Land	"	2,921	151,898
India	"	49	2,575
Japan	"	281	23,434
Total		4,996	303,583

733.121 Spare & access-  
ories for cycles  
& triocles

Iceland	Kgs.	1,592	8,520
Italy	"	22,745	163,700
Netherlands	"	10	825

COMMODITY	QUANTITY		VALUE Eth.\$
	U N I T		

733.121 Spare & access-  
ories for cycles  
& triocles (Cont'd)

China N. Land	Kgs.	13,083	32,104
Formosa	"	55	320
Japan	"	7,333	31,243
Total		44,818	236,712

733.122 Spare & access-  
ories for in-  
valid carriages

Italy	"	718	2,220
Total		718	2,220

733.300 Agricultural  
trailers

Italy	No.	20	46,246
Netherlands	"	14	4,590
U.K.	"	3	1,004
U.S.S.R.	"	56	105,991
Israel	"	20	22,347
Total		113	180,178

733.310 Carts & trailer  
wagons & parts  
(for the collec-  
tion of refuse)

France	"	-	2,820
V. Germany	"	-	3,975
Italy	"	138	1,200,826
Netherlands	"	-	8,534
Sweden	"	300	8,417
U.S.A.	"	2	73,515
Miscel UNS.	"	1	4,000
Total		441	1,302,087

733.320 Other carts,  
trailers & parts

Czechoslovak	"	-	3,542
Denmark	"	18	3,473
France	"	-	39,904
V. Germany	"	-	13,610
Italy	"	1,169	1,745,499
Netherlands	"	1	6,806

# IMPORT

COMMODITY	QUANTITY		VALUE Eth.\$
	U N I T		

## 733.320 Other carts trailers & parts (Cont'd)

U.K.	No.	21	88,970
U.S.S.R.	"	22	61,825
U.S.A.	"	5	83,463
Australia	"	5	200,632
<b>Total</b>		<b>1,241</b>	<b>2,247,724</b>

## 733.340 Tar & pitch boilers, street sprayers(non- motorised)

W.Germany	"	-	545
Italy	"	3	8,790
Sweden	"	-	775
Switzerland	"	-	660
U.K.	"	1	49,620
Japan	"	-	53,065
<b>Total</b>		<b>4</b>	<b>113,455</b>

## 733.350 Ditto, other

W.Germany	"	1	8,942
<b>Total</b>		<b>1</b>	<b>8,942</b>

## 733.390 Other vehicles & parts

W.Germany	"	-	155
Italy	"	201	5,764
U.K.	"	2	1,045
Yugoslavia	"	1	810
<b>Total</b>		<b>204</b>	<b>7,774</b>

## 733.400 Invalid carriages fitted with means of mechanical pro- pulsion(motorised or not)

France	"	200	6,590
Italy	"	1,035	25,971
U.K.	"	6	1,229
U.S.A.	"	-	1,620
<b>Total</b>		<b>1,241</b>	<b>35,410</b>

COMMODITY	QUANTITY		VALUE Eth.\$
	U N I T		

## 734.100 Aircraft

Netherlands	No.	4	661,800
Poland	"	-	156,600
U.S.A.	"	1	70,190
<b>Total</b>		<b>5</b>	<b>888,590</b>

## 734.110 Aircraft cargo transport

W.Germany	"	5	10,575
<b>Total</b>		<b>5</b>	<b>10,575</b>

## 734.190 Aircraft, other

Italy	"	1	60,060
U.S.A.	"	3	166,506
<b>Total</b>		<b>4</b>	<b>226,566</b>

## 734.910 Balloons & air- ships

Japan	Kgs.	80	1,397
<b>Total</b>		<b>80</b>	<b>1,397</b>

## 734.920 Parts of air- craft

Affars & Issa	"	2,042	27,654
Kenya	"	6,213	45,804
Madagascar	"	985	26,075
Nigeria	"	87	701
Sudan	"	384	1,777
Tunisia	"	382	400
U.A.R.	"	2,328	8,860
Uganda	"	13	250
Denmark	"	283	12,039
Finland	"	45	1,405
France	"	14,633	253,177
W.Germany	"	80,097	354,429
Greece	"	20,569	103,766
Italy	"	43,196	319,010
Netherlands	"	116	2,154
Sweden	"	3,478	87,562
Switzerland	"	377	20,890

## IMPORT

COMMODITY	QUANTITY		VALUE Eth.\$
	U N I T		

734.920 Parts of air-  
craft (Cont'd)

U.K.	Kgs.	38,449	381,378
Europe UNS	"	101	2,896
Canada	"	142	7,247
U.S.A.	"	86,670	1,352,238
India	"	14	10,045
Iran	"	10	294
Israel	"	1,654	8,749
Lebanon	"	13	110
Saudi Arabia	"	1,214	4,664
South Yemen	"	56	566
Miscel UNS.	"	2,100	113,400
Total		305,651	3,152,762

735.310 Boats, other  
than warships

Affare & Issa	No.	1	5,000
Denmark	"	2	20,685
France	"	2	678
W.Germany	"	1	1,600
Italy	"	6	104,450
Norway	"	2	5,290
U.K.	"	13	12,121
U.S.A.	"	2	10,085
India	"	1	113,445
Japan	"	14	6,185
South Yemen	"	1	3,000
Miscel UNS	"	1	12,500
Total		46	295,039

735.320 Ships, other than  
warships

Italy	"	1	40,895
Total		1	40,895

735.810 Boats, for break-  
ing up

U.K.	"	1	113,445
Total		1	113,445

COMMODITY	QUANTITY		VALUE Eth.\$
	U N I T		

735.920 Special pur-  
pose vessels

W.Germany	Kgs.	34	3,450
Total		34	3,450

735.990 Ships, boats  
etc, other

Affare & Issa	"	100	1,000
Belgium	"	22	890
Denmark	"	181	4,134
France	"	1,085	11,462
W.Germany	"	108	7,250
Italy	"	383	3,893
Netherlands	"	31,386	133,004
Norway	"	143	4,005
Spain	"	12	272
Sweden	"	151	4,551
Switzerland	"	29	1,024
U.K.	"	4,478	78,826
Canada	"	27	315
U.S.A.	"	746	17,162
Lebanon	"	31	150
Saudi Arabia	"	472	2,200
Miscel UNS.	"	155	4,530
Total		39,509	274,668

812.100 Central-heating  
apparatus, radia-  
tors & parts there  
of (not electrical)

Italy	"	3,665	9,535
U.S.A.	"	173	13,660
Total		3,838	23,195

812.200 Wash-basins &  
similar sani-  
tary fittings  
of ceramic  
materials

Czechoslovak	"	80,380	120,947
France	"	100	187
W.Germany	"	1,235	9,607
Greece	"	10,068	48,952

# IMPORT

COMMODITY	QUANTITY		VALUE Eth.\$
	U N I T		

812.200 Wash-basins & similar sanitary fittings of ceramic materials(Cont'd)

		QUANTITY	VALUE Eth.\$
Hungary	Kgs.	38,200	44,374
Italy	"	84,154	192,796
Netherlands	"	46	655
U.K.	"	15	437
U.S.A.	"	430	4,536
China M.Land	"	1,590	1,638
India	"	19,040	26,634
Japan	"	249	840
Total		235,507	451,603

812.300 Wash-basins & similar sanitary fittings of iron & steel

		QUANTITY	VALUE Eth.\$
Czechoslovak	"	14,735	20,130
W.Germany	"	11,546	58,668
Hungary	"	22,100	12,453
Italy	"	129,531	390,508
Netherlands	"	336	1,029
Sweden	"	1	110
Switzerland	"	725	6,090
U.K.	"	861	4,665
U.S.A.	"	12	250
China M.Land	"	16,965	4,870
Japan	"	290	2,410
Thiland	"	3,189	3,255
Total		200,291	504,438

812.419 Illuminating & signalling glass-ware, other

		QUANTITY	VALUE Eth.\$
U.K.	No.	48,000	9,425
China M.Land	"	-	8,185
Total		48,000	17,610

COMMODITY	QUANTITY		VALUE Eth.\$
	U N I T		

812.421 Hurricane lamps (kerosene)

		QUANTITY	VALUE Eth.\$
Czechoslovak	No.	15,600	20,480
France	"	1,115	21,120
W.Germany	"	2,520	11,797
U.K.	"	2,400	8,761
China M.Land	"	41,064	39,094
Total		62,699	121,252

812.422 Pressure lamps (kerosene)

		QUANTITY	VALUE Eth.\$
Czechoslovak	"	4,800	1,455
Denmark	"	499	3,583
China M.Land	"	8,700	7,613
Total		13,999	12,651

812.423 Lamps, other (kerosene or other oils)

		QUANTITY	VALUE Eth.\$
Czechoslovak	"	125	1,390
W.Germany	"	2,400	7,308
China M.Land	"	480	2,456
Hong Kong	"	1,800	5,083
Total		4,805	23,237

812.424 Electric lamps & fittings (for road motor vehicles)

		QUANTITY	VALUE Eth.\$
W.Germany	Kgs.	120	3,792
Netherlands	"	55	2,380
U.K.	"	7	560
Total		182	6,732

812.425 Electric lamps & fittings, other

		QUANTITY	VALUE Eth.\$
Italy	"	98	1,380
Netherlands	"	821	2,154
U.K.	"	127	620
China M.Land	"	500	3,183
Japan	"	500	640
Total		2,046	14,977

IMPORT

COMMODITY	QUANTITY		VALUE Eth.\$
	QTY		

812.429 Other lamps & lighting fittings & parts, of base metal

	Kgs.		
France	296		1,540
W.Germany	517		5,625
Netherlands	3,220		12,413
China H.Land	100		1,965
India	1,950		4,430
Total	6,083		25,973

812.439 Torches, flashlights & other portable electric lamps

	No.		
Czechoslovak	1,500		8,161
France	3		209
W.Germany	700		24,407
Italy	3,320		38,720
Netherlands	15		9,057
U.K.	120,627		27,427
U.S.A.	2,206		24,160
China H.Land	787,500		419,975
Hong Kong	432		701
Japan	4,000		3,136
Singapore	2,000		132,592
Miscel UNS.	480		280
Total	922,783		688,825

821.011 Chairs & other seats of metal & parts

Denmark	109		10,815
France	133		2,465
W.Germany	16,657		11,855
Italy	2,879		69,856
Netherlands	1,210		12,255
Norway	100		8,410
Spain	80		3,500
U.K.	1,479		77,191
Yugoslavia	6		790
U.S.A.	17		235,565

COMMODITY	QUANTITY		VALUE Eth.\$
	UNIT		

821.011 Chairs & other seats of metal & parts (Cont'd)

	No.		
India	2,558		16,414
Japan	2,991		298,896
Miscel UNS	46		710
Total	28,265		748,722

821.012 Chairs & other seats of wood bamboo, cane or rush & parts

France	100		1,015
Italy	56		16,893
Netherlands	1,708		2,927
Spain	16		5,174
U.K.	-		14,483
Yugoslavia	58		15,786
U.S.A.	24		910
Total	1,962		57,188

821.013 Furniture cane

Sweden	5		2,890
Total	5		2,890

821.014 Furniture plastic

U.A.R.	57		745
Denmark	-		620
W.Germany	250		720
Italy	661		16,750
Spain	1,218		30,000
Hong Kong	468		682
Israel	200		975
Japan	310		15,670
Total	3,164		66,162

IMPORT

COMMODITY	QUANTITY		VALUE Eth.\$
	U N I T		

821.030 Furnishing,  
stuffed &  
mattresses

Kenya	No.	6	98,575
Czechoslovak	"	517	9,421
Denmark	"	446	42,900
France	"	348	9,323
W. Germany	"	19	6,655
Greece	"	3	200
Hungary	"	494	5,670
Italy	"	348	26,934
Norway	"	18	6,377
U.K.	"	4	2,250
Yugoslavia	"	71	4,278
U.S.A.	"	181	6,187
China M.Land	"	-	15,553
Israel	"	42	3,800
Saudi Arabia	"	4	100
Total		2,501	238,222

821.090 Beds, Canvas

Kenya	"	100	1,624
W. Germany	"	45	3,680
U.K.	"	10	790
U.S.A.	"	40	670
Israel	"	2,030	179,530
Total		2,225	186,294

821.091 Furniture, stand-  
hall

W. Germany	"	1	2,670
Italy	"	-	960
U.K.	"	2	960
Japan	"	10	1,245
Total		13	5,835

821.092 Furniture, other  
parts

Kenya	"	-	5,142
Zambia	"	-	505
W. Germany	"	1,148	33,314

COMMODITY	QUANTITY		VALUE Eth.\$
	U N I T		

821.092 Furniture, other  
parts (Cont'd)

Ireland	No.	-	1,471
Italy	"	755	36,646
Netherlands	"	322	4,687
U.K.	"	76	16,031
U.S.A.	"	9	2,725
China M.Land	"	-	7,556
Israel	"	-	1,564
Japan	"	278	39,943
Lebanon	"	-	7,795
Total		2,588	157,379

831.050 Cases for special  
size of any mater-  
ial

W. Germany	"	56	210
Italy	"	2,500	2,065
India	"	1,680	924
Total		4,236	3,199

831.200 Cases for pro-  
jectors, of any  
material

France	"	9	1,240
U.K.	"	10	1,475
U.S.A.	"	114	340
China M.Land	"	192	9,245
Japan	"	15	155
Total		340	12,455

831.400 Cases, other

Kenya	"	50	105
W. Germany	"	425	1,403
Italy	"	286	1,630
Netherlands	"	230	475
U.S.A.	"	31	1,758
China M.Land	"	-	2,240
India	"	250	245
Total		1,072	7,854

## IMPORT

COMMODITY	QUANTITY		VALUE Eth. \$
	Doz.	No.	

831.420 <u>Handbags of leather or composition leather</u>			
Czechoslovak	No.	200	3,198
W. Germany	"	32	2,116
Italy	"	1,188	9,883
U.S.A.	"	63	2,978
China W. Land	"	188	8,247
Lebanon	"	12	155
Total		1,683	26,577

831.430 <u>Purses &amp; wallets of leather or composition leather</u>			
France	"	113	1,618
W. Germany	"	157	1,856
Italy	"	2,057	15,322
Romania	"	8	105
U.K.	"	20	105
Total		2,355	19,006

831.440 <u>Brief cases of leather or composition leather</u>			
China W. Land	"	96	4,443
Total		96	4,443

831.450 <u>Travelling cases of leather or composition leather</u>			
Czechoslovak	"	500	10,702
Italy	"	1,007	4,600
China W. Land	"	605	12,708
Total		2,112	28,010

831.510 <u>Trunks, of artificial plastic &amp; vulcanized fibre</u>			
Czechoslovak	"	1,000	19,445
W. Germany	"	585	17,405
Singapore	"	490	20,300
Total		2,075	57,150

COMMODITY	QUANTITY		VALUE Eth. \$
	Doz.	No.	

831.520 <u>Handbags, of artificial plastic &amp; vulcanized fibre</u>			
Czechoslovak	No.	380	1,624
France	"	299	8,225
W. Germany	"	125	3,914
Italy	"	295	2,266
U.K.	"	19	165
China W. Land	"	446	8,135
Formosa	"	1,200	758
Hong Kong	"	16,080	19,182
Japan	"	96	426
Lebanon	"	84	544
Singapore	"	16,334	28,380
U.S.A.	"	19	1,110
Total		35,377	74,729

831.530 <u>Purses &amp; wallets of artificial plastic &amp; vulcanized fibre</u>			
France	"	16	190
W. Germany	"	95	145
Italy	"	16,665	16,435
U.K.	"	2,134	16,388
China W. Land	"	19,200	5,361
Formosa	"	1,920	3,190
Hong Kong	"	196,430	75,324
India	"	19,574	19,247
Japan	"	17,100	15,196
Singapore	"	22,536	50,659
Total		294,770	202,135

831.540 <u>Brief cases, of artificial &amp; vulcanized fibre</u>			
Czechoslovak	"	500	11,519
Denmark	"	150	738
Italy	"	33	335
U.S.A.	"	432	1,680

IMPORT

COMMODITY	QUANTITY		VALUE Eth. \$
	U N I T		

831.540 Brief cases, of artificial & vulcanised fibre  
(Cont'd)

China M.Land	No.	2,400	6,340
Hong Kong	"	3,600	5,280
Japan	"	500	3,114
Singapore	"	9,960	10,364
Total		17,575	39,370

831.550 Travel cases of artificial plastic & vulcanised fibre

Czechoslovak	"	4,364	57,449
France	"	450	3,732
W.Germany	"	715	14,967
Greece	"	-	566
Italy	"	72,309	12,075
U.K.	"	153	2,721
U.S.A.	"	2,400	2,331
China M.Land	"	3,088	23,215
Hong Kong	"	49,908	48,783
India	"	500	3,114
Malaysia	"	3,600	2,830
Singapore	"	19,200	19,088
Total		156,687	190,871

831.590 Other cases of artificial plastic & vulcanised fibre

Czechoslovak	Kgs.	11,000	12,750
W.Germany	"	174	2,215
Greece	"	355	295
Italy	"	300	250
China M.Land	"	1,651	4,713
Formosa	"	445	1,070
Hong Kong	"	2,222	7,728
Japan	"	40	1,035
Total		16,187	30,056

COMMODITY	QUANTITY		VALUE Eth. \$
	U N I T		

831.600 Travel cases of paperboard

Czechoslovak	Kgs.	26,270	50,153
W.Germany	"	1,928	4,470
China M.Land	"	2,113	5,509
Formosa	"	170	790
Total		30,481	60,922

831.710 Trunks, of textile fabric

Czechoslovak	No.	6,048	83,943
W.Germany	"	1,052	21,158
Italy	"	331	3,350
U.K.	"	12	685
China M.Land	"	441	11,199
Hong Kong	"	360	3,295
Singapore	"	200	6,970
Total		10,444	130,600

831.720 Handbags of textile fabrics

Kenya	"	100	180
U.A.R.	"	100	325
Czechoslovak	"	500	10,350
France	"	72	645
Italy	"	101	675
Sweden	"	100	400
U.K.	"	48	261
China M.Land	"	17,060	18,089
Hong Kong	"	1,600	4,808
Japan	"	996	3,610
Total		20,677	40,093

831.730 Purses & wallets of textile fabric

France	Doz.	300	394
W.Germany	"	3	309
Italy	"	9	664

## IMPORT

COMMODITY	QUANTITY		VALUE Eth.\$
	UNIT		

831.730 Purses & wallets of textile fabrics (Cont'd)

U.S.A.	Dog.	10	1,120
Hong Kong	"	4,502	9,059
Total		4,624	12,356

831.740 Brief cases of textile fabrics

Czechoslovak	No.	600	12,650
U.S.A.	"	90	9,927
China N.Land	"	212	10,355
Singapore	"	100	2,484
Total		1,002	35,416

831.750 Travel cases of textile fabric

U.S.A.	Kgs.	1,070	1,770
China N.Land	"	1,630	6,378
Total		2,700	8,148

831.790 Other cases of textile fabric

Czechoslovak	"	190	180
U.K.	"	149	1,360
China N.Land	"	8,387	34,979
Hong Kong	"	50	505
Total		8,776	27,207

841.112 Shirts, cotton (men's & boys')

Kenya	No.	1,950	10,295
France	"	171	1,753
W. Germany	"	29	190
Greece	"	22	125
Italy	"	4,331	27,526
Netherlands	"	879	9,914
Switzerland	"	45	610
U.K.	"	2,918	33,488
U.S.A.	"	254	6,966
China N.Land	"	1,527	6,162
Hong Kong	"	156	1,049
India	"	55	610

COMMODITY	QUANTITY		VALUE Eth.\$
	UNIT		

841.112 Shirts, cotton (men's & boys')

Israel	No.	1,062	8,642
Japan	"	490	6,909
Lebanon	"	201	646
Singapore	"	600	2,030
Total		14,690	116,915

841.113 Outer garments, other, cotton (men's & boys')

Kenya	"	492	1,965
Belgium	"	12,786	71,112
France	"	247	9,206
W. Germany	"	4	230
Gibraltar	"	15,977	84,479
Hungary	"	3,229	30,732
Italy	"	18,729	27,414
Netherlands	"	48	672
Poland	"	8,823	96,987
Romania	"	4,803	22,483
Turkey	"	1,284	13,161
U.K.	"	17	880
U.S.A.	"	1,225	5,231
China N.Land	"	2,264	12,083
Hong Kong	"	9,446	38,074
Israel	"	564	4,180
Japan	"	13,495	76,775
Lebanon	"	21	165
Thailand	"	2,000	17,890
Miscellaneous	"	135	698
Total		95,589	514,427

841.114 Shirts, synthetic fibres

Kenya	"	2,858	16,255
Belgium	"	1,356	20,330
France	"	229	2,628
W. Germany	"	761	4,478
Italy	"	3,957	18,808

IMPORT

COMMODITY	QUANTITY		VALUE Eth.\$
	U N I T		

841.114 Shirts, synthetic fibres(Cont'd)

U.K.	No.	1,326	20,253
U.S.A.	"	209	1,786
Ceylon	"	960	2,948
Hong Kong	"	2,366	11,679
Israel	"	374	1,730
Japan	"	817	4,628
Korea South	"	6,335	15,462
Total		21,548	120,985

841.115 Outer garments other, synthetic fibres

Czechoslovak	"	492	13,867
France	"	63	1,942
W.Germany	"	237	10,352
Greece	"	1	118
Hungary	"	1,661	30,014
Italy	"	6,595	72,811
Netherlands	"	8	1,274
Poland	"	3,593	47,172
U.K.	"	3,188	30,893
Canada	"	120	1,630
U.S.A.	"	277	45,040
China M.Land	"	1,202	9,079
Hong Kong	"	3,520	33,328
Israel	"	2,009	18,420
Japan	"	18,305	42,877
Lebanon	"	273	3,566
Saudi Arabia	"	4	110
Total		41,548	362,493

841.116 Men's & boys' shirts, woollen

W.Germany	"	557	2,224
Total		557	2,224

COMMODITY	QUANTITY		VALUE Eth.\$
	U N I T		

841.117 Outer garments, other woollen

Czechoslovak	No.	1,500	29,540
France	"	19	890
W.Germany	"	485	22,623
Italy	"	5,488	129,116
Netherlands	"	229	4,799
Poland	"	1,006	18,119
U.K.	"	6	721
China M.Land	"	14	555
Hong Kong	"	20	972
Israel	"	869	5,290
Total		9,636	212,623

841.118 Shirts, other fibres

Italy	"	1,468	17,736
U.K.	"	664	7,415
U.S.A.	"	72	240
Hong Kong	"	4,940	29,769
Israel	"	353	2,521
Japan	"	124	2,125
Korea South	"	12,654	44,182
Total		20,275	103,988

841.119 Outer garments of other fibres

Affare & Issa	"	24	270
Kenya	"	10	599
Belgium	"	6	200
France	"	978	13,745
W.Germany	"	519	24,111
Hungary	"	737	10,479
Italy	"	3,241	37,219
Netherlands	"	569	10,302
Spain	"	350	4,000
Switzerland	"	1,400	86,320

IMPORT

COMMODITY	QUANTITY		VALUE Eth.\$
	UNIT		

841.119 Outer garments  
of other fibres  
(Cont'd)

U.K.	No.	355	6,989
U.S.A.	"	781	13,010
China M.Land	"	50	1,795
Hong Kong	"	76,600	175,181
Israel	"	2,395	21,602
Japan	"	784	11,568
Lebanon	"	11	138
Saudi Arabia	"	14	130
Miscel UNS.	"	10	490
Total		91,034	416,838

841.122 Outer garments,  
cotton(women's  
girls & infants')

Kenya	"	15	663
France	"	379	1,919
Gibraltar	"	3,697	21,570
Italy	"	1,335	9,387
U.K.	"	77	3,074
U.S.A.	"	49	472
China M.Land	"	8,378	39,768
India	"	430,454	470,020
Israel	"	6,210	21,017
Japan	"	12,094	32,995
Singapore	"	6,012	11,690
Total		468,700	613,375

841.123 Outer garments  
synthetic fibres  
(women's, girls &  
infants)

Congo Kinshasa	"	12	206
U.A.R.	"	15	273
Belgium	"	96	3,915
Czechoslovak	"	20	175
France	"	3,276	82,995
F. Germany	"	143	3,815
Italy	"	13,421	127,500
Netherlands	"	270	5,927

COMMODITY	QUANTITY		VALUE Eth.\$
	UNIT		

841.123 Outer garments,  
synthetic fibres  
(women's, girls  
& infants(Cont'd)

Norway	No.	15	89
Spain	"	500	1,255
U.K.	"	1,787	39,447
U.S.A.	"	278	1,897
Ceylon	"	8,436	22,094
China M.Land	"	83	407
Formosa	"	720	2,337
Hong Kong	"	5,959	16,150
India	"	28,726	40,872
Israel	"	1,257	8,182
Japan	"	18,294	16,497
Lebanon	"	1,917	22,295
Philippine	"	6	100
Saudi Arabia	"	29	230
South Yemen	"	64	190
Miscel UNS.	"	31	160
Total		85,355	397,043

841.124 Outer garments,  
woollen(womens'  
girls' & infants)

France	"	48	1,509
Italy	"	574	3,445
U.K.	"	4	175
Hong Kong	"	360	870
Israel	"	40	500
Miscel UNS	"	1	100
Total		1,027	6,599

841.125 Outer garments,  
other fibres,  
(women's, girls  
& infants)

France	"	170	4,320
Italy	"	2,574	22,005
U.K.	"	146	1,535
U.S.A.	"	84	1,577
Hong Kong	"	720	2,810

IMPORT

COMMODITY	QUANTITY		VALUE Eth.\$
	U N I T		

841.125 Outer garments,  
other fibres,  
(women's girls  
& infants)(Cont'd)

Israel	No.	236	4,020
Japan	"	388	3,123
Singapore	"	120	610
Total		4,438	40,000

841.132 Inner garments,  
cotton(men's &  
boys')

U.A.R.	"	2,394	21,866
France	"	35	1,500
W.Germany	"	133	665
Hungary	"	404	19,089
Italy	"	953	12,106
U.K.	"	71	5,750
U.S.A.	"	115	4,834
China M.Land	"	280	14,535
Hong Kong	"	1,000	7,246
Pakistan	"	175	1,165
Total		5,560	88,756

841.133 Inner garments,  
wollen (men's  
& boys')

Hong Kong	"	500	3,623
Total		500	3,623

841.134 Inner garments  
other synthetic  
fibres(men's &  
boys')

Austria	Doz.	23	1,994
France	"	11	950
Italy	"	512	16,578
Poland	"	82	18,180
U.K.	"	14	2,267
U.S.A.	"	12	1,120
China M.Land	"	1,000	15,525
Hong Kong	"	230	5,538
Israel	"	59	3,010

COMMODITY	QUANTITY		VALUE Eth.\$
	U N I T		

841.134 Inner garments  
other synthetic  
fibres (men's &  
boys')(Cont'd)

Pakistan	Doz.	52	375
Singapore	"	100	2,508
Total		2,095	68,045

841.141 Inner garments  
pure silk(women's  
girls & infants)

Israel	No.	107	1,690
Total		107	1,690

841.142 Inner garments,  
cotton(women's  
girls' & infants)

Albania	Doz.	14	400
V.Germany	"	32	1,016
Italy	"	562	2,541
Spain	"	13	675
U.S.A.	"	1,314	4,215
Hong Kong	"	1,100	8,041
Israel	"	40	252
Total		3,075	25,560

841.143. Inner garments  
synthetic fibres  
(women's girls'  
& infants)

France	"	1,022	6,816
V.Germany	"	123	8,048
Hungary	"	10,916	115,199
Italy	"	3,970	76,149
Spain	"	1,451	23,712
U.K.	"	155	5,311
U.S.A.	"	13	421
Formosa	"	1,381	17,377
Hong Kong	"	6,839	92,148
Israel	"	395	5,435
Japan	"	260	8,584
Lebanon	"	108	3,406
South Yemen	"	163	1,321
Total		27,494	364,703

IMPORT

COMMODITY	QUANTITY		VALUE Eth.\$
	UNIT		

841.144 <u>Inner garments</u> <u>wollen(women's</u> <u>girls &amp; infants)</u>			
France	Dos.	24	596
Italy	"	25	500
Total		49	1,096

841.145 <u>Inner garments,</u> <u>other fibres</u> <u>(women's, girls</u> <u>&amp; infants)</u>			
France	"	61	1,390
Italy	"	15	500
Portugal	"	800	15,165
Hong Kong	"	1,429	17,515
Israel	"	16	1,520
Japan	"	52	1,322
Total		2,373	37,412

841.210 <u>Handkerchiefs</u>			
Czechoslovak	"	9,460	36,058
W.Germany	"	9	175
Hungary	"	10,000	26,775
Italy	"	147	1,250
Netherlands	"	60	1,385
Poland	"	5,000	14,490
U.K.	"	233	4,132
China W.Land	"	3,000	10,044
Japan	"	1,010	5,135
Saudi Arabia	"	3	100
South Yemen	"	410	1,355
Total		29,332	100,899

841.221 <u>Mufflers</u>			
Japan	"	452	4,968
Total		452	4,968

841.222 <u>SOCKETS</u>			
Kenya	"	3,000	15,525
France	"	2,511	15,899
W.Germany	"	155,394	429,600
Italy	"	1,150	17,791

COMMODITY	QUANTITY		VALUE Eth.\$
	UNIT		

841.222 <u>Scarves(Cont'd)</u>			
U.K.	Dos.	1,441	546
Europe UNS.	"	2,500	7,850
America UNS.	"	71	355
China W.Land	"	41	1,055
India	"	7,008	19,123
Japan	"	159,242	817,536
Korea South	"	38,502	175,423
South Yemen	"	112	865
Total		370,972	1,501,568

841.223 <u>Shawls</u>			
Czechoslovak	"	112	2,975
Japan	"	1,600	13,424
Total		1,712	16,399

841.224 <u>Veils</u>			
Austria	"	70	573
Italy	"	31	1,180
Total		101	1,753

841.230 <u>Ties &amp; Cravats</u>			
Austria	"	32	2,399
France	"	107	2,534
W.Germany	"	1,286	17,732
Italy	"	4,027	61,676
U.K.	"	388	10,972
U.S.A.	"	826	15,089
China W.Land	"	10	277
Hong Kong	"	670	11,005
India	"	8	350
Israel	"	220	10,682
Japan	"	8	280
Lebanon	"	40	1,342
Australia	"	40	2,403
Total		7,662	136,741

841.240 <u>Collars, cuffs &amp;</u> <u>similar accessories</u> <u>and trimmings</u>			
W.Germany	Kgs.	250	5,915
Total		250	5,915

IMPORT

COMMODITY	QUANTITY		VALUE Eth.\$
	U N I T		

841.251 Corsets & sus-  
pender belts

Albania	Kgs.	25	1,920
Austria	"	180	11,074
France	"	23	1,858
W.Germany	"	139	14,908
Italy	"	243	2,380
Netherlands	"	2	100
Spain	"	143	4,274
U.K.	"	12	336
U.S.A.	"	106	2,466
China M.Land	"	710	5,986
Formosa	"	920	9,840
Hong Kong	"	6,999	71,925
India	"	704	4,181
Japan	"	2,096	16,323
South Yemen	"	20	150
Asia UNS	"	364	4,347
Australia	"	28	840
Total		12,714	152,908

841.252 Garters & simi-  
lar articles

Italy	"	65	695
Hong Kong	"	836	9,818
Total		901	10,513

841.261 Gloves & mittens  
(not knitted)

Italy	Doz.	28	1,034
U.K.	"	423	10,160
Japan	"	137	1,849
Total		588	13,043

841.262 Socks & stock-  
ing, (not knitted)

Kenya	"	5	247
France	"	3,036	9,510
Hungary	"	12,250	99,264
Italy	"	553	7,207
U.K.	"	106	2,450
Total		15,950	118,678

COMMODITY	QUANTITY		VALUE Eth.\$
	Doz. & kg		

841.290 Clothing access-  
ories, other n.e.s.

Czechoslovak	Doz.	84	32,356
Italy	"	53	1,558
U.S.A.	"	61	490
India	"	584	6,471
Japan	"	1	255
Total		783	41,124

841.310 Watch straps  
(not including  
metal)

France	"	1,301	11,740
W.Germany	"	61	885
Italy	"	84	1,335
Switzerland	"	11	3,065
Hong Kong	"	6,820	11,355
Japan	"	83	920
Total		8,360	29,300

841.320 Gloves, leather

China M.Land	"	500	6,383
Czechoslovak	"	3	460
France	"	42	1,425
W.Germany	"	8	565
Italy	"	123	2,240
Netherlands	"	6,183	3,938
Sweden	"	7	275
U.K.	"	92	1,766
Australia	"	5	400
Total		6,963	17,452

841.330 Belts, leather

France	"	51	1,275
W.Germany	"	72	2,716
Italy	"	114	5,991
Switzerland	"	6	375
U.K.	"	17	820
China M.Land	"	8,390	74,111
Hong Kong	"	1,000	6,003
Lebanon	"	17	815
Total		9,667	92,126

## IMPORT

COMMODITY	QUANTITY		VALUE Eth.\$
	U N I T		
841.340 <u>Clothing, leather</u>			
W. Germany	No.	1	322
Spain	"	7	801
U.K.	"	18	290
Israel	"	23	2,305
Total		49	3,718
841.390 <u>Other apparel &amp; clothing accessories, of leather</u>			
Czechoslovak	Kgs.	878	1,925
China W. Land	"	1,728	8,646
Total		2,606	10,571
841.410 <u>Gloves &amp; mittens (knitted)</u>			
Italy	"	10	250
U.K.	"	900	10,495
China W. Land	"	804	3,178
Total		1,714	13,923
841.421 <u>Socks &amp; stockings, knitted cotton</u>			
Hungary	"	500	3,220
Italy	"	366	7,371
U.K.	"	100	825
U.S.A.	"	324	3,999
China W. Land	"	420	3,795
Korea South	"	5,000	21,120
Total		6,710	40,330
841.422 <u>Socks &amp; stockings, knitted, woollen</u>			
W. Germany	"	1,000	6,105
Gibraltar	"	714	3,320
Italy	"	805	8,130
U.K.	"	10	1,216
U.S.A.	"	87	1,372
Formosa	"	1,136	6,815
Pakistan	"	3	210
Total		3,755	27,168

COMMODITY	QUANTITY		VALUE Eth.\$
	U N I T		
841.423 <u>Socks &amp; stockings, knitted, synthetic fibres</u>			
Belgium	Doz.	913	15,700
France	"	2,491	20,175
W. Germany	"	33	5,675
Hungary	"	28,505	208,418
Italy	"	22,033	51,714
U.K.	"	671	9,736
Europe UNS	"	3,500	17,540
U.S.A.	"	135	2,815
China W. Land	"	17,737	52,081
Formosa	"	39,428	132,478
Hong Kong	"	29,650	77,928
Israel	"	1,450	9,562
Japan	"	7,100	36,429
Korea south	"	6,002	25,613
Lebanon	"	70	774
Mongolia	"	10,200	33,203
Thailand	"	1,000	6,107
Total		170,918	705,948
841.424 <u>Socks &amp; stockings, knitted woollen</u>			
Austria	"	121	3,501
Hungary	"	300	1,865
Italy	"	69	729
U.K.	"	250	2,802
U.S.A.	"	17	328
China W. Land	"	5,000	12,938
Japan	"	2	130
Asia UNS	"	5,000	14,490
Total		10,759	36,783
841.425 <u>Socks &amp; stockings, knitted other fibres including mixed fibres</u>			
Austria	"	89	2,207

IMPORT

COMMODITY	QUANTITY		VALUE Eth.\$
	UNIT		

841.425 Socks & stockings knitted other fibres including mixed fibres (Cont'd)

COMMODITY	UNIT	QUANTITY	VALUE Eth.\$
France	Doz.	195	16,980
Hungary	"	4,000	15,953
Italy	"	216	1,867
China M.Land	"	5,000	14,490
Hong Kong	"	5,300	18,009
Israel	"	150	1,275
Japan	"	255	1,503
Australia	"	34	663
Total		15,239	72,947

841.432 Under garments, cotton(knitted)

COMMODITY	UNIT	QUANTITY	VALUE Eth.\$
France	"	138	5,055
Italy	"	1,166	11,243
U.K.	"	2	140
U.S.A.	"	37	415
China M.Land	"	100	2,000
Hong Kong	"	190	1,395
India	"	100	945
Japan	"	500	6,038
Total		2,233	27,231

841.433 Under garments, synthetic fibres (knitted)

COMMODITY	UNIT	QUANTITY	VALUE Eth.\$
Hungary	"	2,500	32,689
Italy	"	210	2,870
Norway	"	3	420
U.K.	"	14	724
U.S.A.	"	208	4,953
Formosa	"	4,300	12,625
Hong Kong	"	2,750	20,746
Israel	"	63	754
Japan	"	250	6,410

COMMODITY	QUANTITY		VALUE Eth.\$
	UNIT		

841.433 Under garments synthetic fibres (knitted)(Cont'd)

COMMODITY	UNIT	QUANTITY	VALUE Eth.\$
Lebanon	Doz.	413	5,252
Thailand	"	2,900	8,745
Total		13,611	34,188

841.434 Under garments woollen(knitted)

COMMODITY	UNIT	QUANTITY	VALUE Eth.\$
France	"	20	615
Italy	"	46	1,870
U.K.	"	63	1,645
Total		129	4,130

841.435 Under garments, other fibres (knitted)

COMMODITY	UNIT	QUANTITY	VALUE Eth.\$
Italy	"	2	600
Hong Kong	"	150	10,350
Total		152	10,950

841.441 Outer garments, knitted,pure silk

COMMODITY	UNIT	QUANTITY	VALUE Eth.\$
U.K.	No.	11	323
U.S.A.	"	32	2,860
Total		43	3,183

841.442 Outer garments, cotton(knitted)

COMMODITY	UNIT	QUANTITY	VALUE Eth.\$
Belgium	"	8,140	54,824
France	"	34	1,974
W.Germany	"	18	100
Gibraltar	"	1,422	7,450
Italy	"	2,201	17,357
U.S.A.	"	719	9,199
China M.Land	"	2,451	11,540
India	"	3,000	4,497
Israel	"	7,332	14,782
Total		25,317	124,673

COMMODITY	QUANTITY		VALUE Eth.\$
	UNIT		

841.443 Outer garments  
synthetic fibres  
(knitted)

COMMODITY	UNIT	QUANTITY	VALUE Eth.\$
Belgium	No.	300	1,707
France	"	671	11,405
V. Germany	"	24	795
Italy	"	3,236	38,050
Netherlands	"	24	343
Poland	"	1,300	10,975
U.K.	"	202	5,155
U.S.S.R.	"	13	1,950
U.S.A.	"	144	4,923
China W.Land	"	60	104
Hong Kong	"	754	9,506
Israel	"	4,362	14,575
Korea South	"	602	2,335
Lebanon	"	266	2,120
Pakistan	"	10	185
<b>Total</b>		<b>11,968</b>	<b>104,128</b>

841.444 Outer garments,  
woolen(knitted)

COMMODITY	UNIT	QUANTITY	VALUE Eth.\$
France	"	491	16,554
Italy	"	1,607	17,075
U.K.	"	575	17,834
China W.Land	"	12	200
Hong Kong	"	12	819
Israel	"	747	4,160
Lebanon	"	51	299
<b>Total</b>		<b>3,495</b>	<b>56,941</b>

841.445 Outer garments  
other fibres  
(knitted)

COMMODITY	UNIT	QUANTITY	VALUE Eth.\$
France	"	286	6,691
V. Germany	"	283	2,944
Italy	"	962	8,456
U.K.	"	722	22,787
U.S.A.	"	46	100
Hong Kong	"	1	294

COMMODITY	QUANTITY		VALUE Eth.\$
	UNIT		

841.445 Outer garments,  
other fibres  
(knitted)(Cont'd)

COMMODITY	UNIT	QUANTITY	VALUE Eth.\$
Israel	No.	1,317	9,538
Japan	"	310	3,675
Lebanon	"	409	3,310
<b>Total</b>		<b>4,336</b>	<b>57,795</b>

841.451 Knitted fabrics  
elastic or rub-  
berised

COMMODITY	UNIT	QUANTITY	VALUE Eth.\$
U.K.	Kgs.	10	115
<b>Total</b>		<b>10</b>	<b>115</b>

841.452 Articles of  
knitted fabrics

COMMODITY	UNIT	QUANTITY	VALUE Eth.\$
Italy	"	8	105
<b>Total</b>		<b>8</b>	<b>105</b>

841.510 Headgear of  
felt

COMMODITY	UNIT	QUANTITY	VALUE Eth.\$
Czechoslovak	Doz.	3,000	17,654
V. Germany	"	30	4,280
Hungary	"	913	32,581
Italy	"	165	10,928
U.S.A.	"	7	245
China W.Land	"	2,700	11,241
India	"	275	2,405
Israel	"	9	150
<b>Total</b>		<b>7,099</b>	<b>79,484</b>

841.520 Headgear,  
plaited

COMMODITY	UNIT	QUANTITY	VALUE Eth.\$
Hungary	"	200	6,537
China W.Land	"	200	1,051
<b>Total</b>		<b>400</b>	<b>7,588</b>

841.531 Headgear, knitt-  
ed or crocheted

COMMODITY	UNIT	QUANTITY	VALUE Eth.\$
V. Germany	"	90	11,737
U.S.A.	"	8	398
China W.Land	"	1,000	10,235
<b>Total</b>		<b>1,098</b>	<b>22,370</b>

IMPORT

COMMODITY	QUANTITY		VALUE Eth.\$
	U N I T		

841.532 <u>Headgear, of textile fabric, other</u>			
Bulgaria	Doz.	50	1,360
Czechoslovak	"	5,000	23,261
W.Germany	"	3	230
Italy	"	105	3,892
U.K.	"	49	767
U.S.A.	"	98	4,553
China M.Land	"	12,062	84,025
Hong Kong	"	495	9,142
Japan	"	537	4,549
Korea South	"	3,000	15,685
Total		21,399	147,464

841.540 <u>Headbands, linings etc.</u>			
W.Germany	"	11	1,390
Total		11	1,390

841.590 <u>Helmets-military &amp; miners &amp; other headgears n.e.s.</u>			
W.Germany	"	-	197
Netherlands	"	1	285
U.K.	"	181	32,511
Total		182	32,993

841.610 <u>Gloves, rubber</u>			
Czechoslovak	"	43	510
Italy	"	393	7,793
Netherlands	"	31	365
U.K.	"	874	2,331
U.S.A.	"	24	1,620
India	"	100	259
Japan	"	112	1,260
Total		1,577	14,138

841.620 <u>Raincoats, rubber</u>			
Austria	No.	2	355
France	"	90	3,955
Netherlands	"	4	1,077

COMMODITY	QUANTITY		VALUE Eth.\$
	U N I T		

841.620 <u>Raincoats, rubber (Cont'd)</u>			
U.S.A.	No.	188	2,158
Japan	"	266	3,350
Korea South	"	26,731	191,600
Total		27,285	202,495

841.690 <u>Other apparel &amp; clothing accessories, rubber</u>			
France	Egs.	350	2,340
W.Germany	"	100	440
Greece	"	71	420
U.K.	"	350	3,160
India	"	585	2,640
Total		1,456	9,000

851.012 <u>Sandals, open type (of rubber or plastic)</u>			
Italy	Pair	388	2,089
Japan	"	30	124
Total		418	2,213

851.019 <u>Footwear, other with soles &amp; uppers of rubber or plastic</u>			
Austria	"	1,350	5,120
Czechoslovak	"	2,200	4,799
France	"	2,455	9,301
W.Germany	"	1,261	3,609
Italy	"	13,094	21,249
U.K.	"	48	580
U.S.A.	"	70	1,000
Israel	"	625	3,470
Saudi Arabia	"	100	180
Total		21,403	49,328

851.020 <u>Leather shoes</u>			
France	"	285	7,704
W.Germany	"	698	19,444
Greece	"	891	20,805

COMMODITY	QUANTITY		VALUE Eth.\$
	U N I T		

851.020 Leather shoes  
(Cont'd)

Italy	Pair	3,044	60,229
U.K.	"	1,068	25,488
U.S.A.	"	83	1,112
Israel	"	163	5,820
Japan	"	6	155
Lebanon	"	632	15,016
Pakistan	"	74	605
Total		6,944	156,380

851.021 Foot wear  
spurs

France	"	23	455
W. Germany	"	1,861	41,617
Italy	"	425	2,261
U.K.	"	10,084	710
Japan	"	9	165
Pakistan	"	24	195
Total		12,426	45,403

851.029 Footwear, other  
(having soles of  
uppers mainly  
of leather)

W. Germany	"	4	401
Italy	"	7	127
Total		11	528

851.041 Sandals, other

Czechoslovak	"	1,400	3,865
France	"	146	1,175
Total		1,546	5,040

851.042 Sandals, other

China W. Ind	"	2,102	1,419
Hong Kong	"	7,200	2,050
Total		9,302	3,469

851.059 Gaiters, spats  
& leggings

France	"	25,007	2,233
W. Germany	"	1,000	585

COMMODITY	QUANTITY		VALUE Eth.\$
	U N I T		

851.059 Gaiters, spats  
& leggings (Cont'd)

Japan	Pair	78,000	6,818
Total		104,007	9,636

851.061 Footwear, with  
outer soles of  
wood, cork or  
other materials  
(having uppers or  
leather)

U.K.	"	36	526
U.S.A.	"	237	2,130
Total		273	2,656

851.069 Other footwear  
having outer soles  
of other materials

U.K.	"	204	2,560
Total		204	2,560

851.090 Others, shoes

Italy	"	2,309	22,430
Japan	"	8	109
Total		2,317	22,539

861.130 Lenses for correct-  
ing vision

W. Germany	Kgs.	44	7,725
Italy	"	37	6,623
Spain	"	34	834
Japan	"	300	2,950
Total		416	18,132

861.150 Lenses & other  
optical elements  
(for use in cameras  
projectors & other  
photographic appa-  
ratius)

W. Germany	"	1	315
U.K.	"	95	5,552
Hong Kong	"	10	240
Japan	"	4	395
Total		110	6,502

**IMPORT**

COMMODITY	QUANTITY		VALUE Eth.\$
	U N I T		

861.190 Lenses, prisms  
mirrors & optical  
elements, other

W. Germany	Kgs.	893	12,690
Italy	"	10	640
U.K.	"	10	1,068
Japan	"	240	1,886
Total		1,153	16,284

861.211 Frames, mount-  
ings & parts for  
spectacles (of  
bases metal)

Austria	"	2	585
France	"	24	7,558
W. Germany	"	45	6,716
Italy	"	12	2,054
Switzerland	"	11	4,057
India	"	44	2,771
Total		138	23,741

861.212 Other parts, of  
artificial plastic

W. Germany	"	1	645
Italy	"	13	845
India	"	70	470
Total		84	1,960

861.221 Spectacle, prince-  
nez lorgnettes,  
goggles & the  
like, for the  
correction of  
vision

W. Germany	Doz.	22	3,195
Italy	"	45	10,350
Spain	"	30	2,495
U.K.	"	-	187
China M. Land	"	500	2,510
Japan	"	-	6,275
Total		597	25,012

COMMODITY	QUANTITY		VALUE Eth.\$
	U N I T		

861.222 Spectacles &  
goggles, protect-  
ive, for use in  
industry

W. Germany	Doz.	42	1,585
Netherlands	"	1	3,649
Total		43	5,234

861.223 Spectacles, pince-  
nez, lorgnettes, g-  
oggles & the like,  
(having frames of  
base metal)

France	Doz.	413	18,571
W. Germany	"	217	31,891
Italy	"	327	22,878
Spain	"	43	6,191
Sweden	"	10	1,043
Switzerland	"	102	8,569
U.S.A.	"	1	244
Formosa	"	415	6,080
Japan	"	2,780	22,017
Australia	"	2	240
Total		4,310	118,004

861.224 Other, having  
frames of arti-  
ficial plastic

Austria	"	6	1,010
France	"	6	985
W. Germany	"	40	10,005
Italy	"	833	19,583
Netherlands	"	6	345
U.S.A.	"	9	982
India	"	54	2,490
Japan	"	5,920	25,078
Australia	"	12	390
Total		6,886	61,048

861.229 Other, having  
frames of other  
materials

W. Germany	Kgs	17	3,400
------------	-----	----	-------

IMPORT

COMMODITY	QUANTITY		VALUE Eth.\$
	UNIT		

861.229 Other, having frames of other materials(Cont'd)

Italy	Kgs.	14	2,780
Japan	"	340	13,225
<b>Total</b>		<b>371</b>	<b>19,625</b>

861.350 Binoculars refracting telescopes & other astronomical instruments

France	No.	-	255
W.Germany	"	2	849
Japan	"	15	1,465
<b>Total</b>		<b>17</b>	<b>2,569</b>

861.360 Microscopes of all kinds

W.Germany	"	-	12,790
Italy	"	47	11,623
Sweden	"	1	2,090
Switzerland	"	12	2,085
U.K.	"	1	7,717
U.S.A.	"	15	26,534
Japan	"	9	3,890
<b>Total</b>		<b>85</b>	<b>66,729</b>

861.400 Photographic cameras & flash-light apparatus

Belgium	"	-	12,700
Denmark	"	1	2,219
France	"	-	104
W.Germany	"	209	43,656
Netherlands	"	6	3,356
Sweden	"	2	783
Switzerland	"	-	3,477
U.K.	"	-	64,346
U.S.S.R.	"	500	4,658
U.S.A.	"	19	42,298

COMMODITY	QUANTITY		VALUE Eth.\$
	UNIT		

861.400 Photographic cameras & flash-light apparatus (Cont'd)

Hong Kong	No.	-	492
India	"	250	1,320
Japan	"	157	53,149
Lebanon	"	2	1,471
Australia	"	1	175
Miscel UNS	"	2	260
<b>Total</b>		<b>1,149</b>	<b>234,464</b>

861.510 Cinematograph cameras

Switzerland	"	-	135
U.K.	"	2	573
<b>Total</b>		<b>2</b>	<b>708</b>

861.520 Cinematograph sound recorders

U.K.	"	1	179
U.S.A.	"	-	931
Japan	"	-	2,003
<b>Total</b>		<b>1</b>	<b>3,113</b>

861.530 Cinematograph projectors, sound reproducers (for use in a scientific or educational institution)

Italy	Kgs.	249	1,000
Sweden	"	6	150
U.K.	"	678	5,279
U.S.A.	"	398	6,259
<b>Total</b>		<b>1,331</b>	<b>12,688</b>

861.590 Cinematograph projectors, & sound reproducers other

Sweden	"	5,450	4,715
<b>Total</b>		<b>5,450</b>	<b>4,715</b>

IMPORT

COMMODITY	QUANTITY		VALUE Eth.\$
	UNIT		

861.611 Image projectors  
(for use in educational institution)

France	No.	12	260
U.S.A.	"	3	2,219
Total		15	2,479

861.612 Enlargers & reducers, other than cinematographic

W. Germany	"	33	8,630
U.S.A.	"	1	160
Total		34	8,790

861.619 Image projectors, other

Kenya	"	1	155
Austria	"	17	4,585
Belgium	"	1	100
France	"	1	361
W. Germany	"	13	5,302
Italy	"	10	2,028
Netherlands	"	-	3,742
Norway	"	1	100
Switzerland	"	-	351
U.K.	"	10	6,600
U.S.A.	"	11	6,880
Israel	"	4	650
Japan	"	60	3,838
Miscel. UNS	"	1	135
Total		131	34,827

861.692 Screens, other

W. Germany	Kgs.	1	180
Total	"	1	180

861.693 Photographic & cinematographic apparatus & equipment n.e.s. (for artificial plastic materials)

Denmark	"	140	2,555
---------	---	-----	-------

COMMODITY	QUANTITY		VALUE Eth.\$
	UNIT		

861.693 Photographic & cinematographic apparatus & equipment n.e.s. (for artificial plastic materials) (Cont'd)

France	Kgs.	158	3,627
W. Germany	"	10	231
Netherlands	"	85	2,290
Portugal	"	16	363
Sweden	"	9	110
Switzerland	"	1	114
U.K.	"	4	574
U.S.A.	"	884	17,511
Total		1,307	27,375

861.699 Apparatus & equipment (for other materials)

Japan	"	133	1,405
Total		133	1,405

861.710 Medical, dental & veterinary instruments & appliances

Affaire & Isee	"	400	1,000
Austria	"	1,285	8,240
Belgium	"	2,788	39,715
Czechoslovak	"	34,403	95,541
Denmark	"	1,145	12,884
France	"	654	39,358
W. Germany	"	17,147	331,299
Italy	"	7,582	46,990
Netherlands	"	1,158	24,252
Norway	"	63	3,205
Sweden	"	1,507	24,883
Switzerland	"	65,612	941,102
U.K.	"	35,717	481,292
U.S.S.R.	"	1,978	20,410
Europe UNS	"	9	318
Canada	"	7	183
U.S.A.	"	40,360	324,938

IMPORT

COMMODITY	QUANTITY		VALUE Eth.\$
	U N I T		
861.710 <u>Medical, dental &amp; veterinary instruments &amp; appliances(Cont'd)</u>			
Israel	Kgs.	8,960	35,619
Japan	"	14,585	159,961
Lebanon	"	91	2,750
Pakistan	"	141	490
Australia	"	3,765	33,194
Miscel UNB	"	7,677	570
Total		247,054	2,648,194
861.811 <u>Water telephony telegraph supply wires</u>			
Czechoslovak	No.	-	6,730
Italy	"	300	5,465
U.S.A.	"	-	2,645
Israel	"	500	8,300
Total		800	23,140
861.812 <u>Gas or liquid meters, other</u>			
Italy	"	400	5,254
Netherlands	"	10	1,545
U.K.	"	10	22,695
Japan	"	-	1,250
Total		420	30,744
861.821 <u>Revolutions counters, speedometers</u>			
U.K.	"	1	50,910
Total		1	50,910
861.822 <u>Speedometers, tachometers &amp; tachometers (for use in road motor vehicles)</u>			
Japan	"	10	1,020
Total		10	1,020
861.823 <u>Counting instruments, other</u>			
France	Kgs.	160	3,915

COMMODITY	QUANTITY		VALUE Eth.\$
	U N I T		
861.823 <u>Counting instruments, other (Cont'd)</u>			
W.Germany	Kgs.	72	3,104
U.S.A.	"	23	4,083
Total		255	11,102
861.919 <u>Surveying, hydrographic, navigation geophysical instruments &amp; magnetic compasses, etc, other</u>			
Finland	"	181	17,568
W.Germany	"	10	2,550
Italy	"	55	2,820
Switzerland	"	135	20,259
U.K.	"	3,186	44,754
Israel	"	15	1,050
Japan	"	69	3,130
Total		3,651	92,131
861.920 <u>Balances of a sensitivity (of 5 centigrams or better)</u>			
Czechoslovak	"	20	370
W.Germany	"	1,185	7,416
Italy	"	3,280	14,044
Netherlands	"	60	1,988
Poland	"	4,621	12,090
U.K.	"	1,376	5,117
Japan	"	45	810
Total		10,587	41,835
861.931 <u>Checking &amp; measuring instruments, appliances &amp; machines</u>			
Austria	"	1,000	2,620
Czechoslovak	"	190	1,526
Denmark	"	419	2,920
France	"	119	1,990
W.Germany	"	3,430	36,415

IMPORT

COMMODITY	QUANTITY		VALUE Eth. \$
	U N I T		

861.931 Checking & measuring instruments, appliances & machines (Cont'd)

Italy	Kgs.	4,710	39,236
Netherlands	"	58	2,277
Norway	"	96	4,252
Poland	"	4,570	10,665
Sweden	"	769	10,070
U.K.	"	8,232	27,915
U.S.S.R.	"	88	1,088
Yugoslavia	"	551	4,885
U.S.A.	"	356	62,058
China M.Land	"	1,256	2,795
Hong Kong	"	58	435
India	"	318	580
Israel	"	11,780	96,120
Japan	"	2,815	20,185
Miscel. UNS	"	80	128
Total		40,895	328,160

861.939 Drawing, mark-out & mechanical calculating instruments, draft-machines & the like

Czechoslovak	"	1,400	4,070
W. Germany	"	1,295	48,118
Netherlands	"	330	3,396
Sweden	"	42	370
Switzerland	"	16,500	300
U.K.	"	555	6,568
U.S.S.R.	"	90	2,235
Canada	"	432	10,323
U.S.A.	"	291	7,741
China M.Land	"	500	4,485
Japan	"	249	2,642
Total		21,684	90,248

COMMODITY	QUANTITY		VALUE Eth. \$
	U N I T		

861.940 Instruments, apparatus or models (for demonstration purposes)

Dahomey	Kgs.	22	480
Kenya	"	358	10,037
Sudan	"	67	1,691
Austria	"	74	2,802
Czechoslovak	"	1,175	18,495
Denmark	"	1,903	26,947
France	"	8,443	82,045
W. Germany	"	12,226	257,378
Hungary	"	140	11,108
Italy	"	41,389	58,348
Netherlands	"	871	22,240
Norway	"	259	4,320
Sweden	"	5,388	120,845
Switzerland	"	1,270	97,318
U.K.	"	9,469	207,124
U.S.S.R.	"	551	1,394
Canada	"	18	935
U.S.A.	"	25,591	369,971
Israel	"	210	4,807
Japan	"	6,905	83,952
Australia	"	15	5,129
Total		116,346	1,388,086

861.950 Mechanical appliances for testing physical properties of industrial materials

W. Germany	"	74	2,024
Italy	"	102	5,303
U.K.	"	31	1,240
Japan	"	218	10,280
Total		427	19,487

## IMPORT

COMMODITY	QUANTITY		VALUE Eth.\$
	UNIT		

861.960 Thermometers & similar instruments (for use in road motor vehicles)

V. Germany	No.	240	205
Italy	"	942	6,455
Netherlands	"	20	4,448
Japan	"	50	270
Total		1,252	11,378

861.960 Thermometers clinical

V. Germany	"	60	3,175
Italy	"	566	1,025
U.K.	"	-	1,675
Hong Kong	"	6	435
Japan	"	5,520	3,719
Total		6,152	10,029

861.969 Hydrometers, barometers, hydrometers & similar instruments

Kenya	"	-	105
Czechoslovak	"	-	2,530
France	"	1	188
V. Germany	"	75	6,740
Greece	"	100	1,580
Italy	"	1,097	16,360
Netherlands	"	16	3,779
Switzerland	"	-	90,000
U.K.	"	97	8,132
U.S.A.	"	-	2,829
Japan	"	2	13,607
Total		1,388	145,850

COMMODITY	QUANTITY		VALUE Eth.\$
	UNIT		

861.971 Instruments & appliances for measuring, checking or controlling the flow, depth, pressure or other variables of liquids or gases

Niger	Doz.	15	420
Czechoslovak	"	111	1,585
Denmark	"	45	1,990
France	"	6,614	78,752
V. Germany	"	215	2,925
Italy	"	326	9,839
Netherlands	"	59	1,525
Spain	"	11	1,320
Sweden	"	119	19,660
Switzerland	"	679	36,950
U.K.	"	1,217	38,773
Yugoslavia	"	5	725
Canada	"	35	349
U.S.A.	"	955	63,658
Israel	"	30	1,212
Japan	"	148	5,242
Miscel UNS.	"	21	378
Total		10,605	265,303

861.972 Other for use in the control of manufacturing operation

V. Germany	"	266	828
Italy	"	20	1,304
Netherlands	"	43	2,995
Total		329	5,127

861.979 Other, n.c.s.

V. Germany	"	231	1,360
Total		231	1,360

IMPORT

COMMODITY	QUANTITY		VALUE Eth.\$
	U N I T		

861.982 Instruments, other than mechanical for the control of manufacturing operation

Netherlands	Kgs.	110	2,730
Total		110	2,730

861.989 Ditto, other

U.K.	"	1	300
Total		1	300

862.300 Photographic & flashlight chemical materials

Belgium	"	4,556	9,097
Denmark	"	182	1,600
France	"	535	1,340
W.Germany	"	23,825	64,015
Poland	"	30	185
Switzerland	"	402	926
U.K.	"	448	2,210
U.S.A.	"	1,491	7,847
Japan	"	2,125	3,530
Lebanon	"	2,019	4,922
Total		35,613	95,672

862.430 Sensitized paper paperboard & cloth (not developed)

Kenya	"	76	905
Belgium	"	9,715	82,237
Denmark	"	152	1,125
France	"	7,686	89,127
W.Germany	"	46,987	346,497
Italy	"	102	1,000
Netherlands	"	790	15,073
Poland	"	1,810	7,180
U.K.	"	848	8,926
U.S.A.	"	8,339	39,878

COMMODITY	QUANTITY		VALUE Eth.\$
	U N I T		

862.430 Sensitized paper paperboard & cloth (not developed) (Cont'd)

Japan	Kgs.	13,208	101,726
Lebanon	"	4,147	22,755
Total		23,060	115,529

862.441 X-Ray film plates exposed (not developed)

Belgium	"	65	1,464
W.Germany	"	26	507
U.S.A.	"	667	6,519
Japan	"	25	1,240
Total		783	9,730

862.449 Other film A plates, (exposed not developed)

Belgium	"	800	10,035
W.Germany	"	2,908	36,590
Italy	"	40	1,430
U.K.	"	65	1,740
U.S.A.	"	588	16,430
Japan	"	1,610	13,110
Lebanon	"	701	31,623
Total		6,792	132,358

862.459 Other film A plates (exposed but not developed)

W.Germany	"	29	1,963
Netherlands	"	5	181
U.K.	"	5	1,012
Japan	"	14	799
Total		53	3,961

862.461 X-Ray film B plates, sensitized, (unexposed)

W.Germany	"	726	21,340
U.S.A.	"	618	6,072
Total		1,344	27,412

IMPORT

COMMODITY	QUANTITY		VALUE Eth.\$
	UNIT		

862.469 Other film & plates (unexposed)

	UNIT	QUANTITY	VALUE Eth.\$
Kenya	Kgs.	371	8,507
Belgium	"	1,517	15,827
France	"	35	847
W. Germany	"	9,348	154,216
Italy	"	33	3,565
Netherlands	"	179	4,918
Poland	"	40	330
Sweden	"	4	141
U.K.	"	1,137	16,138
U.S.A.	"	156	4,978
Japan	"	2,268	65,623
Lebanon	"	1,554	86,699
<b>Total</b>		<b>16,642</b>	<b>361,789</b>

864.111 Watches, decorated with jewels, pearls or semiprecious stones

	UNIT	QUANTITY	VALUE Eth.\$
Switzerland	No.	3	1,633
U.S.A.	"	1	2,375
Japan	"	318	15,268
<b>Total</b>		<b>322</b>	<b>19,276</b>

864.119 Watches, other (pocket, wrist etc.)

	UNIT	QUANTITY	VALUE Eth.\$
Belgium	"	514	4,899
France	"	113	4,413
W. Germany	"	1,205	21,146
Italy	"	249	7,080
Netherlands	"	1,500	8,505
Sweden	"	3,000	65,486
Switzerland	"	46,140	1,187,480
U.S.S.R.	"	21	695
U.S.A.	"	36	2,609
China W. Land	"	4,280	24,740
Hong Kong	"	5,150	41,999

COMMODITY	QUANTITY		VALUE Eth.\$
	UNIT		

864.119 Watches, other (pocket, wrist etc.) (Cont'd)

	UNIT	QUANTITY	VALUE Eth.\$
Israel	No.	3	150
Japan	"	3,969	160,742
Saudi Arabia	"	55	858
South Yemen	"	4	260
<b>Total</b>		<b>66,239</b>	<b>1,531,062</b>

864.120 Clocks with watch movements

	UNIT	QUANTITY	VALUE Eth.\$
W. Germany	"	2	550
Switzerland	"	4	200
China W. Land	"	500	2,350
<b>Total</b>		<b>596</b>	<b>3,100</b>

864.140 Watch cases Paris

	UNIT	QUANTITY	VALUE Eth.\$
France	Kgs.	193	6,053
W. Germany	"	2	281
Switzerland	"	4	2,558
Japan	"	7	1,820
<b>Total</b>		<b>206</b>	<b>10,712</b>

864.221 Tower & public clocks, for churches & public buildings

	UNIT	QUANTITY	VALUE Eth.\$
Italy	"	7	19,977
Switzerland	"	2	1,005
U.K.	"	5	75
China W. Land	"	190	2,485
<b>Total</b>		<b>204</b>	<b>23,542</b>

864.222 Clocks, public & tower, other

	UNIT	QUANTITY	VALUE Eth.\$
W. Germany	"	24	876
Switzerland	"	1	238
<b>Total</b>		<b>25</b>	<b>1,114</b>

864.229 Clocks, other

	UNIT	QUANTITY	VALUE Eth.\$
France	"	48	1,375
W. Germany	"	433	5,045

IMPORT

COMMODITY	QUANTITY		VALUE Eth.\$
	U N I T		

864.229 Clocks, other  
(cont'd)

Italy	No.	96	998
Netherlands	"	250	10,005
Sweden	"	4	2,292
U.K.	"	37	410
U.S.A.	"	432	2,320
China M.Land	"	4,175	30,601
India	"	240	4,170
Japan	"	78	1,057
Total		5,793	58,273

864.230 Time of day re-  
ording apparatus  
with clocks or  
watch movements

W.Germany	"	14	1,508
Italy	"	49	7,417
Sweden	"	4	2,690
Switzerland	"	4	1,950
Hong Kong	"	1	200
Total		72	13,765

864.260 Clock & watch  
cases of similar  
type & parts

France	Kgs.	5	1,515
W.Germany	"	15	2,880
Sweden	"	28	1,915
Switzerland	"	33	5,109
Hong Kong	"	35	2,210
Japan	"	4	1,094
Total		120	14,723

864.290 Clock & watch  
parts, other

Affars & Issa	"	285	400
France	"	34	1,485
Netherlands	"	4	1,025
Sweden	"	174	2,450
Switzerland	"	4	1,390
Hong Kong	"	13	1,010

COMMODITY	QUANTITY		VALUE Eth.\$
	U N I T		

864.290 Clocks & watch  
parts, other  
(Cont'd)

Japan	Kgs.	10	4,045
Total		524	11,805

891.111 Gramophones &  
record players

Affars & Issa	No.	4	290
Kenya	"	3	480
Belgium	"	25	2,381
Denmark	"	1	310
W.Germany	"	168	39,239
Netherlands	"	873	92,124
Sweden	"	2	100
U.K.	"	4	520
U.S.A.	"	7	210
Hong Kong	"	1	120
Japan	"	469	43,356
Miscel UNB.	"	5	675
Total		1,561	181,087

891.112 Tape or wire  
recorders

Cameroun	"	1	108
Affars & Issa	"	16	1,295
Kenya	"	11	6,725
Nigeria	"	2	1,015
Somalia	"	2	120
U.A.R.	"	3	120
Austria	"	221	24,855
Belgium	"	23	5,100
Denmark	"	2	325
Finland	"	2	150
W.Germany	"	504	61,115
Greece	"	3	524
Ireland	"	1	100
Italy	"	23	1,565
Netherlands	"	1,186	104,431
Norway	"	4	3,250

## IMPORT

COMMODITY	QUANTITY		VALUE Eth.\$
	U N I T		

891.112 Tape or wire  
recorders(Cont'd)

Sweden	No.	11	1,461
Switzerland	"	7	7,700
U.K.	"	30	6,513
Canada	"	1	100
U.S.A.	"	89	32,703
Hong Kong	"	300	9,906
India	"	1	250
Israel	"	15	1,297
Japan	"	19,145	1,022,406
Korea South	"	1	150
Saudi Arabia	"	98	5,795
South Yemen	"	5	280
Australia	"	378	35,479
Miscel UNS.	"	24	1,930
Total		22,159	1,336,870

891.119 Dictating machi-  
nes & other sound  
recorders & repro-  
ducers & television  
images

W.Germany	"	1	135
U.S.A.	"	1	2,255
Total		2	2,390

891.120 Other parts &  
accessories of  
gramophone,tape-  
recorders &  
sound recorders

Kenya	Kgs.	345	4,127
Sudan	"	26	335
Austria	"	3	1,720
Belgium	"	36	2,398
Denmark	"	296	31,989
W.Germany	"	68	9,547
Greece	"	160	4,494
Italy	"	39	3,236
Netherlands	"	5,006	100,166

COMMODITY	QUANTITY		VALUE Eth.\$
	U N I T		

891.120 Other parts &  
accessories of  
gramophone,tape-  
recorders & sound  
recorders(Cont'd)

Norway	Dzn.	1	145
Poland	"	50	420
Sweden	"	10	235
Switzerland	"	8	222
U.K.	"	197	6,583
Canada	"	340	4,202
U.S.A.	"	213	6,291
India	"	115	1,406
Japan	"	3,065	34,501
Total		9,978	212,017

891.210 Gramophone  
records

Comore Island	Kgs.	30	500
Kenya	"	3,191	38,177
France	"	62	2,059
W.Germany	"	317	15,738
Greece	"	1,682	14,692
Italy	"	547	8,787
Netherlands	"	272	7,725
U.K.	"	241	5,710
U.S.A.	"	1,858	32,770
India	"	173	2,550
Japan	"	1,055	7,630
Lebanon	"	356	5,732
Miscel UNS	"	4	100
Total		9,788	142,170

891.220 Tapes & wires

Austria	"	15	164
Czechoslovak	"	91	1,398
France	"	101	2,630
W.Germany	"	2,615	49,535
Greece	"	91	1,890
Italy	"	292	11,761

Nor

IMPORT

COMMODITY	QUANTITY		VALUE Eth.\$
	U N I T		

COMMODITY	QUANTITY		VALUE Eth.\$
	U N I T		

891.220 Tapes & wires  
(Cont'd)

Netherlands	Kgs.	881	18,857
Sweden	"	7	202
Switzerland	"	16	338
U.K.	"	138	2,335
Canada	"	22	588
U.S.A.	"	746	21,388
Hong Kong	"	170	3,390
India	"	106	2,321
Israel	"	35	100
Japan	"	7,361	108,017
Australia	"	12	212
Miscel UNS	"	275	2,640
Total		12,971	227,666

891.420 Stringed musical instruments, other

Italy	Kgs.	14	590
Netherlands	"	8	425
Norway	"	20	325
Portugal	"	31	1,194
China W.Land	"	50	100
Japan	"	503	2,585
Total		1,006	6,434

891.430 Musical instrument strings

W.Germany	"	117	3,434
Netherlands	"	100	1,803
Somalia	"	25	300
Total		242	5,537

891.290 Other recorded media & prepared media for sound recording

U.K.	"	33	1,278
Total		33	1,278

891.811 Pipe & Reed organs (for use in any religious body)

Japan	No.	2	2,375
Total		2	2,375

891.411 Pianos

U.S.A.	No.	5	1,270
Japan	"	3	3,545
Miscel UNS	"	1	200
Total		9	4,985

891.819 Pipe & Reed organs including harmoniums, other

Italy	"	2	1,430
Netherlands	"	-	2,220
China W.Land	"	1,800	2,290
Japan	"	6	4,388
Total		1,808	10,328

891.412 Stringed musical instruments, including harps

Netherlands	Kgs.	30	450
U.K.	"	155	2,160
Japan	"	642	2,617
Total		827	5,237

891.850 Musical instruments, wind, such as, trumpets, saxophones, cornets, etc.

U.K.	"	37	322
Japan	"	1	420
Total		38	742

891.420 Stringed musical instruments, other

Kenya	"	350	700
Finland	"	25	195
W.Germany	"	5	320

**IMPORT**

COMMODITY	QUANTITY		VALUE Eth.\$
	U N I T		

**891.852 Electrical or  
game, other**

U.S.A.	Kgs.	30	120
<b>Total</b>		<b>30</b>	<b>120</b>

**891.890 Musical instru-  
ments, n.e.s.**

U.K.	"	220	215
China W.Land	"	800	4,695
Miscel UNS	"	5	200
<b>Total</b>		<b>1,025</b>	<b>5,110</b>

**891.900 Parts & acces-  
sories of musi-  
cal instruments  
(other than  
strings)**

W.Germany	"	1	615
Italy	"	51	2,183
Netherlands	"	4	150
U.K.	"	4	345
<b>Total</b>		<b>60</b>	<b>3,293</b>

**892.110 Books, pamphlets  
& leaflets, print-  
ed**

Algeria	"	50	150
Affare & Issa	"	715	4,625
Kenya	"	2,397	31,575
Nigeria	"	28	240
Sudan	"	20	180
U.A.R.	"	4,684	17,770
Belgium	"	367	3,530
Denmark	"	233	3,118
France	"	15,866	114,832
W.Germany	"	10,386	101,253
Greece	"	132	962
Italy	"	44,159	315,530
Netherlands	"	12,198	55,181
Norway	"	57	326
Sweden	"	563	11,162

COMMODITY	QUANTITY		VALUE Eth.\$
	U N I T		

**892.110 Books, pamphlets  
& leaflets, print-  
ed (Cont'd)**

Switzerland	Kgs.	265	3,724
U.K.	"	61,393	451,811
U.S.S.R.	"	724	6,048
Europe UNS	"	1,038	151,180
U.S.A.	"	31,987	341,629
Hong Kong	"	90	410
India	"	635	4,401
Israel	"	1,939	8,643
Japan	"	5,022	91,769
Jordan	"	20	324
Korea South	"	10	100
Lebanon	"	4,121	29,014
Malaysia	"	810	4,545
Saudi Arabia	"	518	650
Singapore	"	14,792	44,402
South Yemen	"	236	170
Yemen	"	5,536	2,075
Australia	"	44	380
Miscel UNS	"	1,804	14,647
<b>Total</b>		<b>222,839</b>	<b>1,816,456</b>

**892.120 Picture books  
& painting books  
for children**

Australia	"	20	310
<b>Total</b>		<b>20</b>	<b>310</b>

**892.130 Maps & similar  
charts of all  
kinds**

France	"	671	6,009
W.Germany	"	739	4,734
Greece	"	403	160
Italy	"	1,354	2,481
Netherlands	"	75	506
U.K.	"	1,698	39,800
U.S.A.	"	44	835
<b>Total</b>		<b>4,984</b>	<b>54,525</b>

IMPORT

COMMODITY	QUANTITY		VALUE
	U N I T		

892.200 Newspapers, journals, & periodicals

Country	Unit	Quantity	Value
Kenya	Kgs.	15	200
Tanzania	"	17	165
U.A.R.	"	2,178	8,826
Denmark	"	50,000	8,870
France	"	1,412	10,042
W. Germany	"	897	3,105
Greece	"	496	2,100
Italy	"	26,912	103,418
Netherlands	"	74	265
U.K.	"	17,479	119,776
U.S.A.	"	278	615
Japan	"	152	1,435
Lebanon	"	1,477	6,040
Miscel UNS	"	1,500	3,100
<b>Total</b>		<b>102,887</b>	<b>267,957</b>

892.400 Picture post-cards & other greeting cards

Country	Unit	Quantity	Value
W. Germany	"	307	1,895
Italy	"	1,047	8,443
U.K.	"	1,080	9,210
India	"	365	4,337
Israel	"	1,717	3,575
Japan	"	132	425
<b>Total</b>		<b>4,648</b>	<b>26,885</b>

892.910 Labels (papers & paperboard)

Country	Unit	Quantity	Value
Kenya	"	43	1,579
Austria	"	50	305
Belgium	"	20,312	119,765
Denmark	"	1,398	2,108
France	"	1,007	1,314
W. Germany	"	2,816	12,040
Italy	"	321	1,315
Sweden	"	12,209	30,085
Switzerland	"	160	2,125

COMMODITY	QUANTITY		VALUE
	U N I T		

892.910 Labels (papers & paperboard) (Cont'd)

Country	Unit	Quantity	Value
U.K.	Kgs.	7,944	31,290
U.S.A.	"	136	761
China W. Land	"	225	226
Israel	"	3,900	19,090
Japan	"	6,684	12,141
<b>Total</b>		<b>57,205</b>	<b>235,404</b>

892.920 Plans & drawings (for industrial, architectural, engineering & commercial)

Country	Unit	Quantity	Value
France	"	423	14,229
W. Germany	"	38	235
Greece	"	20	737
Italy	"	285	809
Norway	"	12	325
Switzerland	"	14	780
U.K.	"	11	285
U.S.A.	"	179	273
India	"	99	190
<b>Total</b>		<b>1,092</b>	<b>19,203</b>

892.931 Cheque books (excluding traveller's cheques)

Country	Unit	Quantity	Value
Italy	"	599	4,973
<b>Total</b>		<b>599</b>	<b>4,973</b>

892.939 Postage stamps, unused, bond-certificate, lottery tickets, & other

Country	Unit	Quantity	Value
W. Germany	"	1,930	8,300
Italy	"	112	314
Spain	"	80	8,895
Sweden	"	15	1,247
Switzerland	"	2,080	135,847
U.K.	"	2,957	108,143
U.S.A.	"	1,735	6,318
<b>Total</b>		<b>8,949</b>	<b>270,084</b>

IMPORT

COMMODITY	QUANTITY		VALUE Eth.\$
	UNIT		

892.940 Calendars of any kind

	Kgs.		
Ivory Coast	46		223
Kenya	269		690
Sudan	120		160
U.A.R.	342		1,141
Czechoslovak	36		130
France	677		5,246
W.Germany	1,950		7,063
Italy	2,811		7,214
Netherlands	496		2,056
Sweden	342		251
Switzerland	730		2,305
U.K.	1,827		9,655
U.S.A.	874		2,730
China N.Land	50		149
Hong Kong	170		1,780
India	712		1,230
Israel	137		165
Japan	4,477		11,699
Lebanon	306		295
Miscel UNB	426		720
Total	16,878		54,902

892.991 Showcards, post-ers, picture books & other printed matters for advertising

Kenya	1,196		4,291
Seychelles	124		310
Sudan	40		235
Switzerland	90		1,760
U.A.R.	43		139
Austria	514		1,580
Belgium	280		770
Denmark	453		10,991
France	2,280		10,695
W.Germany	4,447		16,168
Italy	5,687		27,289

COMMODITY	QUANTITY		VALUE Eth.\$
	UNIT		

892.991 Showcards, post-ers, picture books & other printed matters for advertising  
(Cont'd)

	Kgs.		
Netherlands	1,405		6,056
Spain	4		540
Sweden	382		2,686
Switzerland	2,084		12,104
U.K.	6,748		30,080
U.S.S.R.	36		308
U.S.A.	3,221		19,006
China N.Land	57		250
India	502		990
Israel	30		160
Japan	3,237		11,035
Lebanon	430		1,480
Saudi Arabia	75		186
Australia	102		771
Miscel UNB	78		132
Total	33,537		160,012

892.992 Photographs en-largements & reproductions

Kenya	8		103
W.Germany	12		213
Italy	588		8,966
U.K.	66		375
U.S.A.	98		364
Total	772		10,021

892.999 Printed matter  
N.o.s.

Affairs & Issa	20		348
Kenya	452		807
Libya	20		1,240
Sudan	91		156
U.A.R.	955		1,965
Austria	2,516		7,395

IMPORT

COMMODITY	QUANTITY		VALUE Eth.\$
	UNIT		

892.999 Printed matter  
n.e.s.(Cont'd)

Belgium	Kgs.	397	283
Czechoslovak	"	4,987	3,685
Denmark	"	384	390
Finland	"	8	115
France	"	1,307	7,562
W.Germany	"	16,782	51,318
Greece	"	4,208	5,725
Italy	"	9,681	29,257
Netherlands	"	218	1,376
Sweden	"	38	105
Switzerland	"	764	4,260
U.K.	"	15,366	56,743
U.S.A.	"	15,043	38,235
India	"	54	150
Israel	"	2,467	11,542
Japan	"	50	414
Total		75,808	223,071

893.010 Plastic tiles  
& mosaics, for  
building pur-  
pose

Austria	"	111	2,250
Greece	"	40	1,475
Italy	"	340	2,583
Norway	"	22,093	12,225
Sweden	"	30	52,361
Canada	"	40	250
Israel	"	9,810	11,990
Japan	"	4,420	9,295
Total		36,884	92,429

893.020 Plastic rain-  
coats & capes

U.A.R.	No.	-	3,990
W.Germany	"	520	555
Italy	"	494	3,035
Sweden	"	9	7,120

COMMODITY	QUANTITY		VALUE Eth.\$
	UNIT		

893.020 Plastic rain-  
coats & capes  
(Cont'd)

Hong Kong	No.	57,660	12,731
Japan	"	-	6,520
Total		58,663	19,251

893.030 Transmission  
belts, or belt-  
ing for use with  
road motor vehi-  
cles plastic

Hong Kong	Kgs.	544	1,620
Italy	"	30	100
Total		574	1,720

893.040 Other trans-  
mission, conveyor  
or elevator  
belting plastic

W.Germany	"	135	9,400
Italy	"	1,422	6,379
Hong Kong	"	5,505	23,709
Israel	"	100	1,200
Total		7,162	40,688

893.050 Bottles, infant  
feeding, plastic

Italy	"	4,267	4,180
Canada	"	115	1,749
U.S.A.	"	3,400	20,135
Hong Kong	"	789	5,434
India	"	920	2,281
Japan	"	1,100	4,293
Total		11,291	38,134

893.060 Bottles, other  
plastic

Kenya	"	37	705
Italy	"	434	1,834
U.S.A.	"	2,049	1,747
Hong Kong	"	400	2,135
Israel	"	520	3,388
Japan	"	1,436	5,510
Total		5,076	15,399

IMPORT

COMMODITY	QUANTITY		VALUE Eth.\$
	UNIT		

89).070 Bowls, plates  
jars & other  
kitchen or table  
ware, plastic

France	Kgs.	224	1,786
W.Germany	"	4,094	14,889
Greece	"	8,560	1,310
Italy	"	6,573	24,040
Netherlands	"	171	1,490
Norway	"	1,970	7,772
U.K.	"	469	4,964
Canada	"	100	1,701
U.S.A.	"	1,962	14,383
India	"	700	1,358
Israel	"	87	380
Japan	"	4,010	8,061
Total		28,920	82,134

89).080 Sanitary fill-  
ings plastic

France	"	43,360	104,235
W.Germany	"	1,468	3,698
Greece	"	35	193
Italy	"	9,975	33,130
Netherlands	"	5	442
U.K.	"	150	629
U.S.A.	"	21	430
India	"	10,950	11,550
Israel	"	4,613	13,476
Japan	"	242	1,772
Total		70,839	169,555

89).090 Articles of art-  
ificial plastic  
materials n.s.s.

Affairs & Issa	"	34	236
Kenya	"	6,214	29,303
Sudan	"	50	250
Austria	"	7,811	21,545
Belgium	"	169	1,170
Czechoslovak	"	38,444	47,505

COMMODITY	QUANTITY		VALUE Eth.\$
	UNIT		

89).090 Articles of  
artificial  
plastic mater-  
ials n.s.s. (Cont'd)

Denmark	Kgs.	4,190	31,299
France	"	26,561	145,043
W.Germany	"	71,704	237,171
Greece	"	1,173	3,985
Hungary	"	73	180
Italy	"	83,904	334,511
Netherlands	"	23,450	64,414
Norway	"	29,770	31,255
Spain	"	695	5,565
Sweden	"	32,584	76,708
Switzerland	"	1,158	9,728
U.K.	"	72,901	184,282
Canada	"	821	7,825
U.S.A.	"	48,338	108,158
Chian W.Land	"	7,496	22,131
Formosa	"	2,109	8,216
Hong Kong	"	57,764	242,569
India	"	16,872	32,418
Israel	"	123,972	216,928
Japan	"	92,925	254,126
Kuwait	"	43	225
Lebanon	"	2,324	8,778
Malaysia	"	3,000	9,311
Pakistan	"	25	445
Saudi Arabia	"	22	115
Singapore	"	6,458	23,152
Australia	"	132	2,607
Miscel UNS	"	320	3,391
Total		763,506	2,164,545

89).091 Plastic sheets  
cut to shape  
including sponge

Kenya	"	75	2,368
U.A.R.	"	164	304
Czechoslovak	"	18,360	21,635

**IMPORT**

COMMODITY	QUANTITY		VALUE Eth.\$
	U N I T		

**893.091 Plastic sheets  
out to shape  
including sponge**

	U N I T	QUANTITY	VALUE Eth.\$
Denmark	Kgs.	642	9,447
France	"	500	225
W.Germany	"	3,597	17,428
Italy	"	6,160	20,888
Netherlands	"	15,320	28,322
Spain	"	2	100
Sweden	"	1,040	3,160
U.K.	"	3,183	18,711
U.S.A.	"	21	794
China M.Land	"	2,713	4,825
Hong Kong	"	324	875
India	"	8,211	13,010
Israel	"	94,847	165,598
Japan	"	41,693	90,257
Lebanon	"	758	3,780
<b>Total</b>		<b>197,610</b>	<b>401,727</b>

**894.120 Carriages, for  
baby**

	U N I T	QUANTITY	VALUE Eth.\$
Italy	"	47	8,219
China M.Land	"	218	6,106
Japan	"	144	1,440
<b>Total</b>		<b>409</b>	<b>15,765</b>

**894.210 Toys, wheeled,  
for riding (for  
children)**

	U N I T	QUANTITY	VALUE Eth.\$
U.K.	"	18	125
U.S.A.	"	650	180
China M.Land	"	219	586
Hong Kong	"	100	580
Japan	"	250	935
<b>Total</b>		<b>1,237</b>	<b>2,406</b>

**894.220 Dolls**

	U N I T	QUANTITY	VALUE Eth.\$
Italy	"	550	6,099
Japan	"	3,200	2,930
<b>Total</b>		<b>3,750</b>	<b>9,029</b>

COMMODITY	QUANTITY		VALUE Eth.\$
	U N I T		

**894.230 Toys, Other  
B.S.S.**

	U N I T	QUANTITY	VALUE Eth.\$
Czechoslovak	Kgs.	28,857	55,950
Denmark	"	808	7,809
France	"	290	1,639
W.Germany	"	3,669	29,904
Italy	"	14,026	93,373
Netherlands	"	742	6,327
Norway	"	14	452
U.K.	"	3,829	35,630
U.S.A.	"	196	1,320
China M.Land	"	16,043	23,297
Formosa	"	2,130	9,933
Hong Kong	"	4,350	24,560
India	"	2,883	10,517
Japan	"	16,282	101,998
Miscel UNS	"	108	145
<b>Total</b>		<b>94,227</b>	<b>412,914</b>

**894.241 Flaring cards**

	U N I T	QUANTITY	VALUE Eth.\$
U.S.A.	"	100	3,277
Miscel UNS	"	25	100
<b>Total</b>		<b>125</b>	<b>3,377</b>

**894.249 Other equipment  
for indoor games**

	U N I T	QUANTITY	VALUE Eth.\$
Italy	"	800	3,295
China M.Land	"	2,400	5,400
Hong Kong	"	219	2,105
Japan	"	800	3,270
Pakistan	"	85	980
<b>Total</b>		<b>4,304</b>	<b>15,150</b>

**894.250 Carnival arti-  
cles, christmas  
tree decoration  
& other articles  
for christmas  
festivities**

	U N I T	QUANTITY	VALUE Eth.\$
France	"	109	994
W.Germany	"	128	1,805
Italy	"	33	1,300

IMPORT

COMMODITY	QUANTITY		VALUE Eth. \$
	U N I T		

894.250 <u>Carnival arti- cles, christmas tree decoration &amp; other articles for christmas festivities</u>			
	Kgs.		
U.K.	466		3,584
Hong Kong	"	271	2,205
India	"	100	1,280
Total	1,125		11,168

894.311 <u>Blank ammunitions imported for aerial or marine naviga- tion or for use in rescue ser- vices</u>			
Hungary	"	446	8,060
U.K.	"	234	1,875
U.S.A.	"	45	1,075
Total		725	11,010

894.320 <u>Arms of other description (non-military)</u>			
Czechoslovak	"	1,592	38,299
W. Germany	"	1	106
U.K.	"	9,396	114,424
Total		10,989	152,829

894.330 <u>Parts of arms items 894.31 &amp; 894.320</u>			
W. Germany	"	1,330	23,254
Total		1,330	23,254

894.411 <u>Line-fishing rods tackles &amp; nets/ of artificial plastic materials)</u>			
Affars & Issa	"	100	100
Italy	"	116	1,840
Spain	"	25	1,927
South Yemen	"	162	3,980
Yemen	"	100	2,298
Total		503	10,145

COMMODITY	QUANTITY		VALUE Eth. \$
	U N I T		

894.419 <u>Line-fishing rods, tackles or nets, other</u>			
	Kgs.		
W. Germany		28	655
Norway	"	316	1,670
Spain	"	34	831
U.K.	"	10	300
Pakistan	"	535	4,203
Total		923	7,659

894.420 <u>Sporting &amp; out door games appa- ratus, accessories &amp; requisites</u>			
Kenya	"	621	10,001
Czechoslovak	"	9,136	21,346
France	"	625	5,126
W. Germany	"	1,732	16,713
Greece	"	14	160
Hungary	"	208	7,706
Italy	"	1,227	14,187
Netherlands	"	405	2,775
Poland	"	2,761	6,060
Spain	"	26	727
U.K.	"	2,010	26,160
U.S.A.	"	1,438	25,080
China M. Land	"	1,034	3,973
Hong Kong	"	311	3,028
India	"	1,914	12,246
Japan	"	297	1,706
Pakistan	"	4,986	63,340
Total		28,745	220,334

894.500 <u>Fairground amusements n.e.s.</u>			
W. Germany	"	127	2,205
U.S.A.	"	42	560
China M. Land	"	230	1,503
Total		399	4,268

IMPORT

COMMODITY	QUANTITY		VALUE Eth.\$
	UNIT		

COMMODITY	QUANTITY		VALUE Eth.\$
	UNIT		

895.411 Filing cabinet  
(metal)

Kenya	No.	31	7,550
Denmark	"	34	4,165
France	"	2	110
Netherlands	"	12,500	1,968
Switzerland	"	54	2,531
U.K.	"	116,557	112,775
U.S.A.	"	5	5,055
Japan	"	98	7,568
Total		129,281	141,722

895.112 Filing rack  
metal

W.Germany	"	1	194
Italy	"	1	926
U.S.A.	"	22	2,552
China M.Land	"	-	3,733
Total		24	7,405

895.113 Office equipment  
(heavy) of base  
metal n.e.s.

Italy	"	1,380	18,250
Norway	"	148	12,248
U.K.	"	14	6,550
U.S.A.	"	-	518
Japan	"	230	19,690
Total		1,772	57,256

895.121 File Fittings

W.Germany	Kge.	163	978
Netherlands	"	900	5,803
U.K.	"	1,015	3,475
Total		2,078	10,256

895.122 Paper clips

Czechoslovak	"	1,223	1,115
Italy	"	20	121
U.K.	"	724	19,576
China M.Land	"	120	945
Total		2,087	21,757

895.123 Paper staples

W.Germany	Kgs.	400	3,174
U.K.	"	3,141	8,584
U.S.A.	"	60	1,430
China M.Land	"	100	605
Total		3,701	13,813

895.126 Stationery others  
of base metal

W.Germany	"	1,023	7,785
Italy	"	9	385
U.K.	"	46,541	41,813
U.S.A.	"	12	135
Japan	"	3,400	22,024
Total		50,985	72,144

895.211 Pens fountain,  
propelling pen-  
like & the like  
of precious metal

France	Doz.	83,322	40,390
W.Germany	"	44	1,384
Italy	"	1,004	1,383
U.K.	"	250	4,485
U.S.A.	"	190	5,376
China M.Land	"	200	1,487
Japan	"	333	1,808
Total		85,343	57,053

895.212 Pens, ballpoint

France	"	134,900	284,113
W.Germany	"	762	5,353
Italy	"	287,152	142,177
Netherlands	"	64	230
Switzerland	"	91	533
U.K.	"	1,710	29,018
U.S.A.	"	1,218	29,089
China M.Land	"	120,860	64,358
Formosa	"	12,000	2,480
Japan	"	4,082	28,194
Total		364,839	547,547

## IMPORT

COMMODITY	QUANTITY		VALUE Eth.\$
	UNIT		

895.213 <u>Pencils pro-</u> <u>PELLING</u>			
W.Germany	Dos.	5	1,931
Netherlands	"	-	120
Total		5	2,051

895.214 <u>Fan holders</u>			
W.Germany	Kgs.	404	5,295
U.K.	"	205	1,031
Japan	"	350	1,050
Total		959	7,376

895.221 <u>Fountain pen</u> <u>nibs</u>			
U.K.	"	83	535
Total		83	535

895.222 <u>Fan nibs, other</u> <u>&amp; nib points</u>			
W.Germany	"	10	577
Total		10	577

895.231 <u>Lead pencils</u>			
Austria	"	34	401
Czechoslovak	"	1,423	5,658
W.Germany	"	159	2,574
Italy	"	39	703
China W.Land	"	23,598	69,518
Total		25,253	78,854

895.232 <u>Graphs</u>			
Czechoslovak	"	300	1,165
Netherlands	"	1,671	2,805
U.K.	"	80	1,675
China W.Land	"	55	365
Total		2,106	6,010

895.911 <u>Stencils &amp; cyclo-</u> <u>style ink</u>			
Kenya	"	431	221
Austria	"	2,990	20,235
Denmark	"	1,019	7,897
U.K.	"	3,580	26,855

COMMODITY	QUANTITY		VALUE Eth.\$
	UNIT		

895.911 <u>Stencils &amp;</u> <u>cyclostyle ink</u> <u>(Cont'd)</u>			
Israel	Kgs.	120	465
Japan	"	300	1,365
Total		8,500	57,038

895.912 <u>Ink other than</u> <u>printing &amp; sten-</u> <u>oil</u>			
W.Germany	"	2,428	20,155
Iceland	"	759	2,702
Italy	"	2,820	23,395
Netherlands	"	501	4,147
U.K.	"	658	2,777
China W.Land	"	241	385
Japan	"	1,510	6,022
Total		8,917	59,583

895.920 <u>Slates for</u> <u>writing</u>			
W.Germany	"	220	1,430
Japan	"	400	1,185
Total		620	2,615

895.930 <u>Date sealing or</u> <u>numbering stamps</u> <u>&amp; hand printing</u> <u>sets</u>			
W.Germany	"	38	373
U.K.	"	14	1,215
Japan	"	2	172
Total		54	1,760

895.941 <u>Typewriter &amp;</u> <u>similar ribbons</u>			
U.K.	"	4	198
Total		4	198

895.942 <u>Ribbons for type</u> <u>writer, other</u>			
Austria	"	250	19,130
W.Germany	"	43	1,087
Italy	"	721	7,314

**IMPORT**

COMMODITY	QUANTITY		VALUE Eth. \$
	UNIT		

**895.942 Ribbons for  
type writer,  
other (Cont'd)**

Netherlands	Kgs.	299	1,594
Switzerland	"	4,143	12,832
U.K.	"	259	3,781
U.S.A.	"	15	307
Japan	"	8	525
Total		5,738	46,570

**895.943 Ink-pads**

W. Germany	"	3	198
Total		3	198

**895.990 Stationery  
supplies n.e.s.**

France	"	1,897	14,104
W. Germany	"	5,088	42,354
Italy	"	3,913	12,302
Netherlands	"	40	1,211
Sweden	"	1,881	20,670
Switzerland	"	53	284
U.K.	"	8,644	54,225
Canada	"	8	305
U.S.A.	"	5,717	42,624
China M. Land	"	99	682
India	"	116	2,311
Japan	"	490	4,740
Total		27,946	195,812

**896.010 Paintings draw-  
ings & pastels**

Norway	"	73	1,820
Total		73	1,820

**896.030 Sculpture &  
statuary of  
any material**

U.S.A.	"	30	1,000
Total		30	1,000

COMMODITY	QUANTITY		VALUE Eth. \$
	UNIT		

**896.040 Postage, Revenue  
& similar stamps  
used (including  
collectors' &  
stamps)**

Switzerland	Kgs.	12	130
U.K.	"	6,719	386,324
Total		6,731	386,324

**896.050 Collections &  
collector's  
pieces of scull-  
gical, archaeol-  
ical etc. interest**

Italy	"	65	180
Total		65	180

**897.110 Medals**

Italy	"	316	8,068
U.S.A.	"	74	900
Total		388	8,968

**897.111 Jewellery, gold**

W. Germany	"	3	3,375
Total		3	3,375

**897.112 Jewellery, silver**

W. Germany	"	3	1,040
Italy	"	16	1,150
U.S.A.	"	160	6,090
Total		179	8,280

**897.121 Golden with wares**

Sweden	"	2	554
U.S.A.	"	116	12,806
Total		118	13,360

**897.122 Silversmith  
wares**

W. Germany	"	6	810
Italy	"	443	37,361
India	"	243	4,772
Total		692	42,943

**897.130 Industrial or  
laboratory appli-  
cations of precious  
metal**

Hong Kong	"	200	1,704
Total		200	1,704

**IMPORT**

COMMODITY	QUANTITY		VALUE Eth.\$
	UNIT		

**897.210 Jewellery-imitation metal**

Austria	Kgs.	2	630
Czechoslovak	"	285	4,782
France	"	28	3,259
W.Germany	"	9	17,757
Italy	"	138	946
Spain	"	185	8,408
U.K.	"	8	671
U.S.A.	"	92	1,684
China W.Land	"	146	1,717
Hong Kong	"	1,653	25,141
India	"	2,232	7,338
Japan	"	260	11,190
Pakistan	"	166	810
<b>Total</b>		<b>5,204</b>	<b>84,333</b>

**897.220 Jewellery-imitation plastic**

Czechoslovak	"	679	2,810
Italy	"	133	1,218
Hong Kong	"	1,167	6,608
India	"	3,890	19,711
Indonesia	"	140	1,038
Japan	"	3,550	5,943
<b>Total</b>		<b>9,559</b>	<b>37,328</b>

**897.230 Jewellery-imitation, other**

Sudan	"	21	500
Austria	"	8	570
Czechoslovak	"	2,310	26,753
France	"	69	146,391
W.Germany	"	1,098	11,233
Italy	"	54	5,492
Spain	"	1,009	20,685
U.K.	"	5	228
U.S.A.	"	28	1,925
China W.Land	"	150	1,129
Hong Kong	"	1,857	24,453

COMMODITY	QUANTITY		VALUE Eth.\$
	UNIT		

**897.230 Jewellery-imitation, other (Cont'd)**

India	Kgs.	18,182	29,463
Japan	"	20	265
Korea South	"	300	5,969
Saudi Arabia	"	8	m243
South Yemen	"	3	100
Australia	"	6	746
Miscel UNS	"	230	648
<b>Total</b>		<b>25,358</b>	<b>276,793</b>

**899.130 Ivory articles**

Sudan	"	101	4,020
Hong Kong	"	95	14,567
<b>Total</b>		<b>196</b>	<b>18,587</b>

**899.181 Capsules unhardened gelatin for pharmaceutical**

W.Germany	"	619	34,850
<b>Total</b>		<b>619</b>	<b>34,850</b>

**899.199 Other articles of worked animal vegetable or mineral carving or moulding materials**

Somalia	"	3,415	849
<b>Total</b>		<b>3,415</b>	<b>849</b>

**899.221 Beehives of basket work or wickerwork**

W.Germany	"	45	1,410
<b>Total</b>		<b>45</b>	<b>1,410</b>

**899.223 Basket & basket works**

China W.Land	"	3,956	8,114
Japan	"	41	932
<b>Total</b>		<b>3,997</b>	<b>9,046</b>

IMPORT

COMMODITY	QUANTITY		VALUE Eth. \$
	U N I T		

899.230 Brooms & brushes of vegetable(not mounted)

W. Germany	Kgs.	20	370
Netherlands	"	162	438
U.K.	"	782	2,412
China M. Land	"	780	1,980
<b>Total</b>		<b>1,744</b>	<b>5,200</b>

899.241 Other brooms & brushes forming specialised parts of exempted machinery

Belgium	"	348	3,215
Netherlands	"	136	2,015
U.K.	"	8	290
Japan	"	1,117	8,115
<b>Total</b>		<b>1,609</b>	<b>13,635</b>

899.242 Brush, paint

W. Germany	"	17	717
Italy	"	2,382	19,359
Netherlands	"	70	1,224
Sweden	"	2,300	22,184
China M. Land	"	315	2,190
Hong Kong	"	25	125
<b>Total</b>		<b>5,109</b>	<b>45,799</b>

899.243 Brush-mustash & beard

Czechoslovak	"	371	1,560
Italy	"	32	728
U.K.	"	130	318
China M. Land	"	1,200	5,413
<b>Total</b>		<b>1,733</b>	<b>8,019</b>

899.244 Brush-dental plate

Kenya	"	80	110
W. Germany	"	51	740
Italy	"	197	1,130

COMMODITY	QUANTITY		VALUE Eth. \$
	U N I T		

899.244 Brush-dental plate (Cont'd)

U.K.	Egs.	212	2,014
U.S.A.	"	76	386
Japan	"	233	4,971
<b>Total</b>		<b>549</b>	<b>9,351</b>

899.249 Other brooms & brushes, squares & ropes

Czechoslovak	"	6,749	15,639
France	"	66	2,360
W. Germany	"	325	3,334
Italy	"	9,243	19,407
Netherlands	"	139	1,058
U.K.	"	605	2,236
China M. Land	"	337	2,768
Japan	"	538	3,370
<b>Total</b>		<b>18,002</b>	<b>50,132</b>

899.250 Knots prepared & tufts for broom or brush making

Sweden	"	2,899	3,770
Hong Kong	"	1,200	4,957
<b>Total</b>		<b>4,099</b>	<b>10,727</b>

899.260 Feather dustlers

U.S.A.	"	40	429
<b>Total</b>		<b>40</b>	<b>429</b>

899.271 Hand sieves & hand riddles, for domestic use, of any material

Italy	"	58	1,990
U.K.	"	869	10,415
<b>Total</b>		<b>927</b>	<b>12,365</b>

899.279 Hand sieves & riddles, other

U.K.	"	800	225
<b>Total</b>		<b>800</b>	<b>225</b>

**IMPORT**

COMMODITY	QUANTITY		VALUE Eth.\$
	UNIT		

899.310 Candles, tapers  
nightlights &  
the like

Czechoslovak	Kgs.	1,650	4,165
W. Germany	"	781	4,290
Italy	"	162	1,065
U.K.	"	863	2,970
Total		3,456	12,490

899.320 Matches (exclud-  
ing Benzal mat-  
ches)

Spain	"	382	849
Switzerland	"	162	822
U.S.S.R.	"	71,845	44,097
Japan	"	170	240
Total		72,557	46,008

899.331 Liquid fuel for  
mechanical  
lighters

France	"	23	3,171
W. Germany	"	15	1,076
Italy	"	5	231
U.K.	"	819	5,002
Japan	"	124	2,072
Total		986	11,552

899.341 Mechanical  
lighters

France	"	43	3,531
W. Germany	"	112	2,109
Italy	"	9	180
U.K.	"	385	12,680
U.S.A.	"	7	537
Japan	"	195	1,373
Total		751	20,410

COMMODITY	QUANTITY		VALUE Eth.\$
	UNIT		

899.349 Other mechanical  
electric & simi-  
lar lighters &  
parts

France	Kgs.	18	3,840
W. Germany	"	9	430
Total		27	4,270

899.350 Smoking pipes  
pipe bowls &  
parts of smok-  
ing pipes

France	"	909	475
Italy	"	283	3,594
U.K.	"	39	1,455
Japan	"	90	241
Lebanon	"	95	500
Total		1,416	6,265

899.351 Ash-tray

U.A.R.	"	33	120
Austria	"	350	3,288
Czechoslovak	"	116	3,056
France	"	347	1,383
W. Germany	"	499	1,905
Italy	"	571	2,381
U.K.	"	3,086	3,114
China N. Land	"	70	280
India	"	325	1,565
Israel	"	100	1,015
Japan	"	227	305
Total		5,724	18,412

899.352 Filter for cigar  
& cigarette

France	"	12,738	197,460
Total		12,738	197,460

899.410 Umbrellas &  
sunshades

France	No.	200	4,830
W. Germany	"	15	420
Italy	"	35,019	144,377

IMPORT

COMMODITY	QUANTITY		VALUE Eth. \$
	U N I T		

899.410 Umbrellas & sunshades (Cont'd)

U.K.	No.	20	180
China M.Land	"	2,376	2,882
Japan	"	384	1,836
Total		38,014	15,525

899.421 Walking sticks of precious metal or of ivory

India	Doz.	708	5,880
Total		708	5,880

899.431 Parts of accessories for umbrellas & sunshades

Italy	Kge.	106	10,690
Turkey	"	13	130
India	"	11,835	13,590
Japan	"	15,863	72,223
Total		27,817	96,633

899.510 Powder-puffs & pads, for applying cosmetics, of any material

U.K.	"	1,312	8,555
Total		1,312	8,555

899.521 Buttons & button-blanks

Austria	"	15	1,449
Czechoslovak	"	5,101	7,547
W.Germany	"	950	11,651
Italy	"	1,409	19,118
U.S.A.	"	473	1,196
China M.Land	"	821	4,120
Hong Kong	"	2,760	31,271
India	"	35	210
Israel	"	339	2,828
Japan	"	67,012	229,523

COMMODITY	QUANTITY		VALUE Eth. \$
	U N I T		

899.521 Buttons & button-blanks (Cont'd)

Austria	Kge.	18	204
Miscel UNS	"	50	1,435
Total		78,983	310,758

899.522 Slide, cuff-links & press-fasteners of artificial plastic materials

W.Germany	"	140	1,019
Hungary	"	49	1,586
Italy	"	28	2,208
U.K.	"	85	1,500
Hong Kong	"	122	1,904
Israel	"	32	669
Japan	"	706	7,865
Total		1,162	16,751

899.529 Slide, cuff-links & press-fasteners of other materials

Czechoslovak	"	185	2,037
W.Germany	"	50	4,390
Japan	"	993	9,861
Total		1,228	16,288

899.531 Slide fasteners of artificial plastic materials

W.Germany	"	1,161	8,530
Italy	"	15	170
U.K.	"	167	303
U.S.A.	"	1,738	62,215
Japan	"	488	5,580
Total		3,569	77,000

899.539 Slide fasteners & parts, other

W.Germany	"	14	303
China M.Land	"	4,444	37,089

IMPORT

COMMODITY	QUANTITY		VALUE Eth.\$
	U N I T		

899.539 Slide fasteners  
& parts, other  
(Cont'd)

Formosa	Kgs.	540	5,861
Japan	"	2,003	21,043
Total		7,001	64,296

899.541 Combs, hair  
slides & the  
like, of plastic  
material

France	"	29	1,750
Italy	"	20	885
China W.Land	"	100	1,570
Hong Kong	"	10,260	24,820
Total		10,429	29,025

899.560 Soant & similar  
sprays of a kind  
used for toilet  
purposes

Netherlands	"	6,204	11,185
U.K.	"	1,604	3,755
Total		7,851	14,940

899.579 Tailor dummies  
& other lay  
figures (of plastic  
materials), other

W. Germany	"	13	176
U.K.	"	110	1,520
Lebanon	"	35	104
Total		173	1,800

899.610 Hearing aids

W. Germany	"	1	205
Japan	"	6	419
Total		7	624

899.620 Artificial parts  
of the body &  
fracture appli-  
cates

W. Germany	"	4	1,080
Italy	"	6	310

COMMODITY	QUANTITY		VALUE Eth.\$
	U N I T		

899.620 Artificial parts  
of the body &  
fracture appli-  
cates (Cont'd)

Switzerland	Kgs.	3	710
U.K.	"	7	595
U.S.A.	"	3	500
Total		23	3,195

899.901 Hair (human)  
dressed or  
worked & wigs  
(false hair &  
beard)

France	"	14	690
Italy	"	15	450
U.S.A.	"	7	173
China W.Land	"	5	166
Hong Kong	"	45	2,664
India	"	72	1,070
Total		158	5,213

899.931 Flowers, artificial

Italy	"	8	1,197
U.S.A.	"	176	665
Total		184	1,862

899.932 Artificial plastic  
material n.e.s.

U.K.	"	50	375
Hong Kong	"	50	1,214
Japan	"	590	3,489
Total		690	5,078

899.963 Fans & frames  
of artificial  
plastic mater-  
ials

China W.Land	"	789	2,220
Total		789	2,220

IMPORT

COMMODITY	QUANTITY		VALUE Eth. \$
	U N I T		

899.971 Vacuum flasks & vacuum vessels

Czechoslovak	No.	1,800	2,575
W. Germany	"	5,910	9,020
U.K.	"	12,431	36,946
U.S.A.	"	1,956	10,999
China M. Land	"	47,478	91,626
Japan	"	96	1,685
Pakistan	"	3,600	7,736
Total		73,271	160,587

899.972 Parts of vacuum flasks & other

China M. Land	Kgs.	40	272
Total		40	272

899.980 Parachutes & parts thereof & accessories

U.S.A.	"	5	442
Total		5	442

899.990 Catapults & similar aircraft launching gear; ground flying trainers; parts of the foregoing

W. Germany	"	10,601	9,489
Total		10,601	9,489

899.999 Manufactured articles n.e.s.

W. Germany	"	14,600	16,402
Argentina	"	7	100
Total		14,607	16,502

911.000 Postal parcels not classified according to kind

Kenya	"	16	172
Belgium	"	23	175
Denmark	"	15	304
Finland	"	11	115
France	"	167	2,610

COMMODITY	QUANTITY		VALUE Eth. \$
	U N I T		

911.000 Postal parcels not classified according to kind (Cont'd)

W. Germany	Kgs.	468	4,772
Hungary	"	40	189
Italy	"	591	8,154
Netherlands	"	54	532
Norway	"	14	201
Sweden	"	50	712
Switzerland	"	130	1,242
U.K.	"	792	2,057
Canada	"	19	306
U.S.A.	"	1,142	14,956
Hong Kong	"	12	270
India	"	13	340
Japan	"	294	3,288
Lebanon	"	8	110
Miscel UNS	"	11	134
Total		3,870	47,701

931.000 Miscellaneous articles

Affaire & Issa	"	564	1,614
Cameroun	"	4	85
Kenya	"	1,376	2,984
Rwanda	"	75	125
Somalia	"	6,264	3,634
Sudan	"	3,389	3,720
Uganda	"	41	144
Austria	"	1,891	17,123
Belgium	"	3,738	13,809
Czechoslovak	"	48,191	97,398
Denmark	"	2,551	10,430
Finland	"	195	395
France	"	6,484	55,744
W. Germany	"	108,240	381,521
Greece	"	2,337	9,198
Hungary	"	3,441	8,129

IMPORT

COMMODITY	QUANTITY		VALUE Eth.\$
	U N I T		

931.000 <u>Miscellaneous articles(Cont'd)</u>			
Italy	Kgs.	26,881	206,948
Netherlands	"	25,388	93,595
Norway	"	5,328	13,350
Poland	"	359	1,064
Spain	"	123	265
Sweden	"	1,079	11,431
Switzerland	"	5,666	15,548
U.K.	"	39,621	206,194
U.S.S.R.	"	326	686
U.S.A.	"	160,131	393,612
China W.Land	"	26,426	70,437
Hong Kong	"	1,134	6,655
India	"	4,287	36,719
Israel	"	2,321	7,647
Japan	"	13,304	93,256
Korea South	"	128	935
Lebanon	"	433	2,811
Mongolia	"	470	2,277
Pakistan	"	153	260
Saudi Arabia	"	824	4,378
Singapore	"	6,172	12,896
South Yemen	"	1,126	721
Australia	"	659	1,639
Miscel UNS	"	6,527	7,791
Total		527,857	1,799,532

931.010 <u>Passenger baggage-personal effects</u>			
Italy	"	2,665	8,685
Total		2,665	8,685

951.020 <u>Artillery weapons machine-guns &amp; military arms</u>			
Czechoslovak	No.	105	11,027
France	"	1	120
W.Germany	"	102	23,918

COMMODITY	QUANTITY		VALUE Eth.\$
	U N I T		

951.020 <u>Artillery weapons, machine-guns &amp; military arms (Cont'd)</u>			
Hungary	No.	60	11,125
Italy	"	2	135
U.K.	"	100	8,440
U.S.A.	"	4	8,047
Israel	"	11	10,765
Miscel UNS	"	2	200
Total		387	73,777

951.030 <u>Parts of arms</u>			
France	Kgs.	1,875	81,230
U.K.	"	2,670	11,403
Total		4,545	92,633

951.040 <u>Sidearms, (Bayonets, swords etc) parts thereof</u>			
U.S.A.	No.	1	212
Total		1	212

951.050 <u>Revolvers &amp; pistols</u>			
Kenya	"	8	1,374
Austria	"	8	1,135
Belgium	"	2	658
Czechoslovak	"	2,927	415,435
Denmark	"	105	13,695
France	"	23	4,695
W.Germany	"	11,002	72,775
Greece	"	1	175
Italy	"	938	83,685
Sweden	"	3	985
Switzerland	"	2	360
U.K.	"	10,849	136,721
Brazil	"	300	13,830
U.S.A.	"	912	158,039
Israel	"	2	515
Korea North	"	1	120
Saudi Arabia	"	1	150

**IMPORT**

COMMODITY	QUANTITY		VALUE Eth. \$
	U N I T		

951.050 Revolvers & pistols(Cont'd)

Australia	No.	1	140
Misecel UNS	"	6	755
Total		27,091	905,242

951.060 Bombs, grenades, torpedoes, mines, guided weapons & similar munitions of war, & parts thereof

Israel	"	114	44,550
Total		114	44,550

951.400 Sporting ammunition

Belgium	"	2,666	37,820
W.Germany	"	6,741	131,590
Iceland	"	28	1,000
Italy	"	40	145
U.K.	"	14,365	100,395
U.S.A.	"	2,937	43,043
Misecel UNS	"	15	170
Total		26,792	314,163

GRAND TOTAL 448,213,127

COMMODITY	QUANTITY		VALUE Eth. \$
	U N I T		

## NEIGHBOURING COUNTRIES

Country - Commodities	VALUE Eth.\$
-----------------------	-----------------

FR. TERR. OF AFFAIRS  
& ISSASEXPORT

Total	36,573,093
Live animals	428,961
Meat fresh or frozen	341,427
Meat dry salted smoked	285
Meat & meat preparations	725,714
Milk & cream	3,487
Butter	7,252
Cheese	8,204
Eggs	58,819
Wheat including spelt etc.	561,603
Barley	7,565
Maize	357,651
Cereals unmilled n.e.s.	1,098,735
Wheat flour meslin	52,230
Other cereals milled	9,075
Cereal flour preparations	17,227
Fresh fruit & nuts	219,276
Fruit preserved & preparations	23,136
Vegetable fresh frozen n.e.s.	1,852,428
Vegetable n.e.s.	15,582
Sugar & Honey	14,674,504
Coffee	6,382,525
Spices	62,207
Feeding for animals	69,807
Food preparation n.e.s.	4,231
Non alcoholic beverages	437
Tobacco manufactured	1,250
Hide & skins undressed	111,390
Oil seeds	168,994
Fuel wood charcoal	12,738
Cotton	28,760

Country - Commodities	VALUE Eth.\$
-----------------------	-----------------

FR. TERR. OF AFFAIRS  
& ISSAS

## EXPORT (Cont'd)

Marble stones etc.	39,097
Iron & steel scrap	24,466
Crude vegetable materials	2,358,579
Coal	1,140
Petroleum products	833,206
Compressed gas	2,542,320
Inorganic chemicals	43,270
Other inorgan chemicals	3,728
Pigments paint varnish	400
Cosmetic toilet preparations	10
Soap polish preparations	81
Chemical material n.e.s.	530
Materials of rubber	1,250
Rubber articles n.e.s.	530
Veneer plywood board	284,572
Wood manufactured	241,907
Paper pulp articles	228
Textile yarn thread	550
Cotton fabrics woven	30,469
Textile not cotton	6,622
Special textile	2,750
Textile articles n.e.s.	30,950
Carpets tapestry etc.	962
Lime cement etc.	323,036
Clay construction materials	23,240
Mineral manufactures	5,283
Glass	19,243
Building requisites	193,629
Metal containers	27,451
Outlery	69
Wire product excluding electric	475
House equipment of metal	31,321
Manufactured metal n.e.s.	1,465
Fitting heat light	4,380

Country - Commodities	VALUE Eth.\$
FR. TERR. OF AFFARS & ISSAS	
EXPORT (Cont'd)	
Furniture	87,284
Travel goods etc.	4,135
Clothing	100
Printed matter	3,578
Plastic articles n.e.s.	9,136
Office supplies n.e.s.	623
Work of art stamps	24,043
Special transactions	2,345
IMPORT - TOTAL	1,031,549
Butter	65
Cereal flour preparations	10
Fresh fruit & nuts	5,095
Non alcohol beverage	60
Alcoholic beverages	260
Pulp & waste paper	59,635
Cotton	61,625
Marble stones etc.	6,048
Iron & steel scrap	32,690
Crude vegetable materials	22,095
Petroleum products	378,959
Organic chemicals	4,642
Inorganic chemicals	30,037
Other inorganic chemicals	280
Pigments paint varnish	2,898
Medical pharmaceutical products	11,879
Cosmetic toilet preparation	47,623
Soap polish preparations	1,194
Fertiliser manufactured	19,000
Leather manufactured	25
Rubber articles n.e.s.	1,928
Wood manufactured	55,911

Country - Commodities	VALUE Eth.\$
FR. TERR. OF AFFARS & ISSAS	
IMPORT (Cont'd)	
Paper pulp articles	40
Textiles not cotton	11,785
Textile articles n.e.s.	270
Carpets tapestry etc.	235
Glass ware	14,328
Ingots slabs of iron	40,625
Iron & steel sheet	45,683
Building requisites	100
Metal containers	65,162
House equipment of metal	2,274
Manufactured metal n.e.s.	7,145
Office machines	1,430
Textile leather machinery	2,445
Machinery n.e.s.	7,150
Electric power machinery	6,240
Telecommunication apparatus	1,354
Domestic electric equipment	661
Other electric machinery	1,270
Road motor vehicles	37,606
Other road vehicles	80
Aircraft	27,656
Ships & boats	6,000
Clothing	365
Science professional instruments	1,000
Cinema films developed	-
Watches & clocks	400
Musical instruments	1,640
Printed matter	3,038
Plastic articles n.e.s.	234
Paranbulators toys games etc.	115
Special transactions	313

NEIGHBOURING COUNTRIES

Country - Commodities	VALUE Eth.\$
-----------------------	-----------------

KENYA

EXPORT

TOTAL	1,378,403
Live animals	120
Meat & meat preparations	12,374
Vegetables fresh frozen n.e.s.	14,100
Spices	1,140
Feeding for animals	70,610
Food preparations n.e.s.	80
Non alcohol beverage	5
Hides skins undressed	335,260
Other crude minerals	898,897
Crude vegetable materials	14,215
Medical pharmaceutical products	9,428
Veneer plywood board	300
Wood manufactured	132
Textile articles n.e.s.	3
Carpets tapestry etc.	6,570
Cutlery	4,350
Clothing	850
Works of art stamps	8,743
Jewellery etc.	221
Manufactures articles n.e.s.	400

KENYA

IMPORT - TOTAL	7,733,757
Meat fresh or frozen	5,905
Meat dry salted smoked	3,805
Milk & cream	8,078
Butter	34,044
Cheese	15,312
Waxes	5,200
Cereal flour preparations	4,607
Fresh fruit & nuts	1,250
Fruit preserved & preparations	23,488

Country - Commodities	VALUE Eth.\$
-----------------------	-----------------

KENYA

IMPORT (Cont'd)

Vegetables n.e.s.	695
Sugar fruit vegetable confectionery	196,830
Coffee	2,610
Chocolate & preparations	7,858
Tea	435,998
Food preparation n.e.s.	15,186
Non alcohol beverage	8,739
Other crude minerals	35
Iron & steel scrap	2,776
Non ferrous metal scrap	4,525
Crude vegetable materials	74,805
Petroleum products	3,173,519
Organic chemicals	76,890
Inorganic chemicals	121,298
Synthetic organic dyes	44,600
Dye tanning extract	142,614
Pigments paint varnish	76,396
Medical pharmaceutical products	522,804
Essential oils	246,249
Cosmetic toilet preparations	38,887
Soap polish preparations	297,290
Fertiliser manufactured	731
Explosive products	30,615
Chemical material n.e.s.	306,073
Leather manufactured	365
Materials of rubber	4,165
Rubber articles n.e.s.	90,940
Wood manufactured	12,963
Paper paperboard	170,456
Paper pulp articles	395,185
Textile yarn thread	5,951
Cotton fabrics woven	85
Textiles not cotton	135
Special textiles	8,978

## NEIGHBOURING COUNTRIES

Country - Commodities	VALUE Eth. \$
-----------------------	------------------

## KENYA

## IMPORT (Cont'd)

Textile articles n.e.s.	71,425
Lime cement etc.	475
Mineral manufactures	1,060
Glass ware	45,940
Pottery	1,305
Iron & steel bar	46,226
Iron & steel sheet	100,545
Aluminium	50
Metal containers	20,144
Nails screws nuts	426
Tools	34,921
House equipment of metal	24,519
Manufactured metal n.e.s.	33,603
Power generating machinery	377
Farming machinery	31,441
Office machines	22,791
Textile leather machinery	23,198
Machines for special industry	17,582
Machinery n.e.s.	75,761
Electric power machinery	4,066
Electric distributing equipment	4,654
Telecommunication apparatus	2,021
Domestic electric equipment	350
Other electric machinery	3,132
Road motor vehicles	35,739
Other road vehicles	100
Aircraft	48,804
Ships & boats	50
Furniture	105,341
Travel goods etc.	310
Clothing	45,549
Footwear	60
Science professional instruments	10,312
Photo cinema supplies	9,412
Cinema films developed	

Country - Commodities	VALUE Eth. \$
-----------------------	------------------

## KENYA

## IMPORT (Cont'd)

Musical instruments	50,139
Printed matter	39,313
Plastic articles n.e.s.	32,471
Perambulators toys games etc.	10,001
Office supplies n.e.s.	7,834
Manufactured articles n.e.s.	271
Postal packets n.e.s.	172
Special transactions	2,429
Arms & ammunition	1,374
Gold coins	50
Other inorganic chemicals	143,077

## SOMALIA

REPORT

TOTAL	2,304,127
Live animals	600
Meat fresh or frozen	4,400
Butter	235
Wheat including spelt etc.	6,478
Barley	705
Maize	2,200
Cereals unmilled n.e.s.	51,780
Vegetables fresh frozen n.e.s.	299,479
Coffee	150
Spices	22,484
Feeding for animals	230
Non alcohol beverage	60
Tobacco unmanufactured	253
Tobacco manufactured	45
Oil seeds	704
Crude vegetable materials	1,392,361
Veneer plywood board	74,500
Textiles not cotton	14,388

## NEIGHBOURING COUNTRIES

Country - Commodities	VALUE Eth.\$
-----------------------	-----------------

## SOMALIA

## EXPORT (Cont'd)

Textile articles n.e.s.	126,440
Carpets tapestry etc.	2,500
Textile leather machinery	1,000
Plastic articles n.e.s.	300

IMPORT - TOTAL 219,964

Fresh fruit & nuts	25
Other crude minerals	8,216
Iron & steel scrap	1,919
Crude animal material	3,395
Crude vegetable materials	43,548
Fixed vegetable oil soft	36
Cosmetic toilet preparation	153,506
Cotton fabrics woven	45
Textile articles n.e.s.	32
Glass ware	50
Building requisites	30
Metal containers	80
House equipment of metal	120
Manufactured metal nes	270
Machinery for special industry	3,505
Electric power machinery	70
Telecommunication apparatus	50
Domestic electric equipment	450
Clothing	35
Science professional instruments	50
Cinema films developed	-
Musical instruments	240
Printed matter	12
Frans toys games etc.	300
Manufactured articles n.e.s.	857
Special transactions	3,103

Country - Commodities	VALUE Eth.\$
-----------------------	-----------------

## SUDAN

## EXPORT

TOTAL	1,859,167
Live animals	1,510
Fish canned	21,175
Wheat flour meslin	5,100
Cereal flour preparations	1,100
Vegetable fresh frozen n.e.s.	944,032
Sugar & honey	975
Coffee	13,407
Spices	279,293
Food preparation n.e.s.	73
Alcoholic beverages	11,682
Textile fabric waste	400
Crude vegetable materials	27,485
Medical pharmaceutical products	600
Cosmetic toilet preparation	600
Soap polish preparations	5,550
Rubber articles n.e.s.	4,225
Veneer plywood board	13,186
Paper paperboard	175
Paper pulp articles	2,118
Cotton fabrics woven	51,698
Special textiles	5,180
Carpets tapestry etc.	8,025
Glass ware	367,996
Pottery	4,580
Outlery	1,400
House equipment of metal	4,700
Travel goods etc.	996
Clothing	44,330
Footwear	35,050
Printed matter	500
Plastic articles n.e.s.	77
Office supplies n.e.s.	1,000
Works of art stamps	950

## NEIGHBOURING COUNTRIES

Country - Commodities	VALUE Eth. \$
SUDAN	
IMPORT - TOTAL	871,355
Live animals	165
Rice	325
Cereals unmilled n.e.s.	560,557
Fresh fruit & nuts	40
Vegetables fresh frozen n.e.s.	16,971
Tea	4,667
Spices	960
Hides skins undressed	170
Oil seeds	64,196
Cotton	34,431
Textile fabric waste	117
Other crude minerals	61
Iron & steel scrap	8,170
Petroleum products	3,066
Fixed vegetable oil soft	36,396
Other fixed vegetable oil	180
Dye tanning extract	489
Medical pharmaceutical products	40,000
Soap polish preparations	10
Chemical material n.e.s.	70,282
Wood manufactured	20
Paper pulp articles	10
Textile yarn thread	20
Cotton fabrics woven	338
Textile not cotton	22
Textile articles n.e.s.	275
Line cement etc.	50
Glass ware	6
Pottery	15
Building requisites	6,020
Metal containers	2,352
House equipment of metal	68
Manufactured metal n.e.s.	1
Farming machinery	1,342

Country - Commodities	VALUE Eth. \$
SUDAN	
IMPORT (Cont'd)	
Textile leather machinery	550
Telecommunication apparatus	4,107
Other electric machinery	69
Other roadvehicles	260
Aircraft	1,777
Fittings heat light	42
Furniture	40
Clothing	36
Science professional instruments	1,491
Musical instruments	410
Printed matter	781
Plastic articles n.e.s.	250
Jewellery etc	500
Manufactured articles n.e.s.	4,090
Postal packets n.e.s.	30
Special transaction	2,910
UGANDA	
<u>REPORT</u>	
TOTAL	270
Medical pharmaceutical products	190
Printed matter	80
IMPORT - TOTAL	580,273
Cotton	580,732
Textile leather machinery	700
Domestic electric equipment	423
Aircraft	250
Printed matter	64
Special transactions	100

Country - Commodities	VALUE Eth.\$
-----------------------	-----------------

## SAUDI ARABIA

EXPORT

TOTAL	31,158,786
Live animals	7,545,787
Meat fresh or frozen	183,671
Meat & meat preparation	54,008
Milk & cream	75,244
Butter	149,464
Cheese	177,276
Eggs	3,971
Fish canned	26,347
Fresh fruit & nuts	2,804,426
Fruit preserved & preparation	48,108
Vegetable fresh frozen n.e.s.	4,934,694
Vegetables n.e.s.	37,974
Sugar & honey	30
Coffee	10,183,701
Spices	204,214
Feeding for animals	203,134
Food preparation n.e.s.	2,130
Non alcohol beverage	90
Alcoholic beverages	660
Hides skins undressed	599,532
Oil seeds	2,934,471
Cotton	6,246
Crude animal material	38,659
Crude vegetable materials	163,119
Veneer plywood board	12,805
Wood manufactured	3,916
Paper paperboard	2,887
Paper pulp articles	60,293
Carpets tapestry etc.	7,435
Lime cement etc.	501,816
Glass ware	600
Pottery	4,520

Country - Commodities	VALUE Eth.\$
-----------------------	-----------------

## SAUDI ARABIA

## EXPORT (Cont'd)

Clothing	10,962
Printed matter	200
Works of art stamps	1,785
Animals n.e.s.	174,611

## IMPORT - TOTAL 693,889

Cheese	10
Rice	835
Cereal flour preparations	80
Fresh fruit & nuts	17,075
Fruit preserved vegetable preparations	30
Sugar fruit vegetable confectionery	160
Chocolate & preparations	40
Spices	85
Food preparation n.e.s.	610
Tobacco unmanufactured	25
Tobacco manufactured	70
Crude vegetable materials	16,560
Petroleum products	473,006
Organic chemicals	4,672
Inorganic chemicals	16,035
Medical pharmaceutical products	20,272
Cosmetic toilet preparation	17,905
Soap polish preparations	3,175
Plastic materials	20,620
Chemical material n.e.s.	16,730
Rubber articles n.e.s.	4,478
Wood manufactured	705
Paper pulp articles	15
Textile yarn thread	100
Cotton fabrics woven	70
Textile not cotton	8,050
Textile articles n.e.s.	469

## NEIGHBOURING COUNTRIES

Country - Commodities	VALUE Eth. \$
-----------------------	------------------

## SAUDI ARABIA

## IMPORT (Cont'd)

Carpets tapestry etc.	9,565
Glass ware	365
Pottery	315
Iron & steel sheet	700
Metal containers	25
House equipment of metal	185
Manufactured metal n.e.s.	130
Farming machinery	4,500
Office machines	375
Textile leather machinery	335
Machinery n.e.s.	80
Telecommunication apparatus	10,095
Domestic electric equipment	140
Road motor vehicles	26,242
Aircraft	4,664
Ships & boats	2,200
Furniture	130
Travel goods etc.	45
Clothing	818
Footwear	300
Science professional instruments	50
Watches & clocks	858
Musical instruments	5,890
Printed matter	941
Plastic articles n.e.s.	115
Prisms toys games etc.	30
Jewellery etc.	283
Manufactured articles n.e.s.	25
Special transactions	2,411
Arms & ammunition	150
Gold coins	45

Country - Commodities	VALUE Eth. \$
-----------------------	------------------

## SOUTH YEMEN

EXPORT

TOTAL	2,034,611
Meat fresh or frozen	715
Meat & meat preparations	130,422
Butter	428
Cheese	120
Eggs	147,438
Wheat including spelt etc.	109,894
Cereal flour preparations	30
Fresh fruit & nuts	100
Vegetables fresh frozen n.e.s.	351,085
Sugar & honey	250
Coffee	34,868
Spices	8,234
Feeding for animals	10,080
Food preparation n.e.s.	40
Oil seeds	642,860
Fertilizers crude	205
Crude vegetable materials	47,044
Chemical material n.e.s.	400
Cotton fabrics woven	24,358
Textile not cotton	77,874
Lime cement etc.	124,110
Special transactions	30
IMPORT - TOTAL	188,364
Rice	30
Fresh fruit & nuts	175
Spices	55
Tobacco unmanufactured	25
Tobacco manufactured	30



TRADE RELATIONS  
WITH SELECTED COUNTRIES

Country - Commodities	VALUE Eth.£
-----------------------	----------------

BELGIUM

EXPORT

TOTAL	4,897,219
Meat fresh or frozen	216,665
Meat & meat preparations	205,840
Fish fresh & preserved n.e.s.	4,048
Vegetables fresh frozen n.e.s.	3,586,166
Coffee	272,822
Feeding for animals	486,146
Oil seeds	111,948
Crude vegetables materials	1,004
Paper pulp articles	2,900
Works of art stamps	544
Special transactions	20
Animals n.e.s.	9,116

IMPORT - TOTAL 9,333,449

Cereal flour preparations	472,130
Fruit preserved & preparation	5,561
Vegetable fresh frozen n.e.s.	3,044
Vegetable n.e.s.	9,389
Sugar and honey	2,587
Sugar fruit vegetable confectionery	8,870
Food preparation n.e.s.	32,410
Pulp & waste paper	7,192
Other crude minerals	16,071
Petroleum products	28,982
Organic chemicals	77,107
Inorganic chemicals	83,249
Other inorgan chemicals	23,816
Synthetic organic dyes	35,823
Dye tanning extract	29,810
Pigments paint varnish	72,214
Medical pharmaceutical products	291,412

Country - Commodities	VALUE Eth.£
-----------------------	----------------

BELGIUM

IMPORT (Cont'd)

Essential oils	228,662
Cosmetic toilet preparations	7,477
Fertiliser manufactured	3,163,450
Chemicals material n.e.s.	109,463
Leather manufactured	41,818
Materials of rubber	73,560
Rubber articles n.e.s.	25,974
Paper paperboard	13,899
Paper pulp articles	53,436
Textile yarn thread	12,441
Cotton fabrics woven	6,337
Textiles not cotton	126,510
Tulle lace ribbon	9,180
Special textiles	44,793
Textile articles n.e.s.	210
Carpets tapestry etc.	66,365
Lime cement etc.	3,363
Glass	40,813
Glass ware	111,405
Ingotz slabs of iron	108,929
Iron & steel bar	437,021
Iron & steel sheet	265,286
Hoop & strip iron	10,254
Rail track material	276,000
Iron & steel wire	16,191
Tubes pipes fittings	2,176
Castings forgings	28,245
Copper & brass	4,800
Aluminium	410
Building requisites	28,640
Metal containers	331,003
Wire product including electric	110,380
Tools	17,935
House equipment of metal	12,364
Manufactured metal n.e.s.	138,364

TRADE RELATIONS  
WITH SELECTED COUNTRIES

Country - Commodities	VALUE Eth. \$
-----------------------	------------------

**BELGIUM**

**IMPORT (Cont'd)**

Farming machinery	10,711
Office machines	5,667
Metal work machinery	1,060
Textile leather machinery	756,448
Machinery for special industry	82,480
Machinery n.e.s.	92,161
Electric power machinery	39,380
Electric distributing equipment	28,220
Telecommunication apparatus	18,467
Other electric machinery	395,933
Railway vehicles	79,886
Road motor vehicles	126,669
Aircraft	35
Ships & boats	890
Clothing	167,863
Science professional instruments	52,515
Photo cinema supplies	130,072
Cinema films developed	-
Watches & clocks	4,899
Musical instruments	10,519
Printed matter	124,403
Plastic articles n.e.s.	1,180
Office supplies n.e.s.	59
Manufactures articles n.e.s.	3,240
Postal packets n.e.s.	175
Special transactions	13,118
Arms & ammunition	38,478

**FRANCE**

**EXPORT**

TOTAL	16,646,598
Meat dry salted smoked	489,038
Fish fresh & preserved	6,650

Country - Commodities	VALUE Eth. \$
-----------------------	------------------

**FRANCE**

**EXPORT (Cont'd)**

Vegetable fresh frozen n.e.s.	5,095,998
Coffee	2,957,327
Feeding for animals	310,822
Hidee skins undressed	5,215,085
Oil seeds	815,866
Other crude minerals	36,626
Iron & steel scrap	23,167
Non ferrous metal scrap	7,655
Crude animal material	1,172,493
Crude vegetable materials	449,301
Animal vegetable oils wax	6,893
Paper pulp articles	13,057
Textile yarn thread	1,442
Carpets tapestry etc.	7,908
House equipment of metal	1,230
Printed matter	120
Works of art stamps	18,330
Animals n.e.s.	17,590
<b>IMPORT - TOTAL</b>	<b>19,852,768</b>
Live animals	707
Meat fresh or frozen	3,939
Meat dry salted smoked	5,184
Meat & meat preparations	11,818
Milk & cream	56,956
Butter	9,938
Cheese	62,021
Fish fresh & preserved	6,795
Fish canned	540
Wheat including spelt etc.	484,406
Cereal flour preparations	294,489

TRADE RELATIONS  
WITH SELECTED COUNTRIES

Country - Commodities	VALUE Eth. \$
-----------------------	------------------

FRANCE

IMPORT (Cont'd)

Dried fruits	4,196
Fruit preserved & preparation	15,343
Vegetable fresh frozen n.e.s.	9,543
Sugar & honey	35,408
Sugar fruit vegetable confectionery	746
Coffee	413
Chocolate & preparations	8,628
Tea	369
Spices	671
Food preparation n.e.s.	374,637
Non alcohol beverage	51,749
Alcoholic beverages	583,078
Tobacco manufactured	11,315
Pulp & waste paper	133,036
Cotton	1,035
Textile fabric waste	50
Fertilizers crude	23,500
Other crude minerals	30
Iron & steel scrap	6,995
Crude vegetable materials	1,090,385
Coal	31,561
Petroleum products	35,196
Compressed gas	31,846
Fixed vegetable oil soft	13,641
Other fixed vegetable oil	62,706
Organic chemicals	74,749
Inorganic chemicals	57,021
Other inorgan chemicals	87,386
Synthetic organic dyes	25,829
Dye tanning extract	71,961
Pigments paint varnish	79,986
Medical pharmaceutical products	812,117
Essential oils	33,087
Cosmetic toilet preparation	435,074

Country - Commodities	VALUE Eth. \$
-----------------------	------------------

FRANCE

IMPORT (Cont'd)

Soap polish preparations	57,431
Chemical material n.e.s.	283,381
Leather	6,764
Leather manufactured	99,733
Materials of rubber	31,437
Rubber articles n.e.s.	349,300
Veneer plywood board	5,530
Wood manufactured	5,768
Cork manufactured	1,410
Paper paperboard	165,891
Paper pulp articles	153,601
Textile yarn thread	166,547
Cotton fabrics woven	6,374
Textile not cotton	64,440
Tulle lace ribbon	10,225
Special textiles	9,434
Textile articles n.e.s.	45,763
Carpets tapestry etc.	1,914
Lime cement etc.	28,743
Clay construction materials	2,309
Mineral manufactures	2,134
Glass	328
Glass ware	468,132
Pottery	134,804
Pearls jewels etc.	8,807
Iron & steel bar	137,502
Iron & steel sheet	34,138
Rail track material	343,158
Whee pipes fittings	20,330
Copper & brass	70
Nickel	3,413
Aluminium	17,340
Misc non ferrous metal	154
Building requisites	184

TRADE RELATIONS  
WITH SELECTED COUNTRIES

Country - Commodities	VALUE Eth.\$
FRANCE	
IMPORT (Cont'd)	
Metal containers	6,060
Wire product excluding electric	3,560
Nails screws nuts	16,237
Tools	60,342
Cutlery	30,663
House equipment of metal	32,584
Manufactured metal n.e.s.	92,703
Power generating machinery	11,046
Farming machinery	87,227
Office machinery	82,326
Textile leather machinery	94,020
Machinery for special industry	181,343
Machinery n.e.s.	338,688
Electric power machinery	642,108
Electric distributing equipment	15,865
Telecommunication apparatus	55,811
Domestic electric equipment	44,535
Other electric machinery	45,325
Railway vehicles	4,534,784
Road motor vehicles	3,409,253
Other roadvehicles	60,254
Aircraft	253,177
Ships & boats	12,140
Fittings heat light	23,056
Furniture	12,803
Travel goods etc.	16,644
Clothing	262,435
Footwear	20,887
Science professional instruments	238,154
Photo cinema supplies	91,314
Cinema films developed	-
Watches & clocks	14,841
Musical instruments	4,764
Printed matter	179,501
Plastic articles n.e.s.	243,723

Country - Commodities	VALUE Eth.\$
FRANCE	
IMPORT (Cont'd)	
Prms toys games etc.	7,759
Office supplies n.e.s.	308,717
Jewellery etc.	149,650
Manufactures articles n.e.s	219,580
Postal packets n.e.s.	2,610
Special transactions	50,008
Arms & ammunition	86,083
Other coins	35
W. GERMANY	
<u>EXPORT</u>	
TOTAL	43,396,160
Live animals	363
Meat fresh or frozen	5
Fish fresh & preserved	18,050
Wheat including spelt etc.	150
Fresh fruit & nuts	100
Vegetable fresh frozen n.e.s.	18,347,345
Sugar & honey	50
Coffee	9,193,073
Spices	11,506
Feeding for animals	3,244,833
Hides skins undressed	1,422,699
Oil seeds	425,923
Wool & animal hair	23,235
Cotton	9 546,726
Marble stones etc.	130
Iron & steel scrap	7,873
Crude animal material	159,017
Crude vegetable materials	694,326
Chemical material n.e.s.	6,850
Paper pulp articles	30,613
Textile yarn thread	88,733

TRADE RELATIONS  
WITH SELECTED COUNTRIES

Country - Commodities	VALUE Eth.\$
-----------------------	-----------------

W.GERMANY

EXPORT (Cont'd)

Cotton fabrics woven	55,522
Carpets tapestry etc.	41,308
Cutlery	381
Clothing	400
Printed matter	220
Works of art stamps	37,818
Jewellery etc.	2,525
Special transactions	364
Animals n.e.s.	35,289

IMPORT - TOTAL 52,074,295

Meat fresh or frozen	2,812
Meat dry salted smoked	3,390
Meat & meat preparations	20
Milk & cream	5,165
Butter	19,942
Cheese	20,730
Fish fresh & preserved	721
Fish canned	5,406
Barley	397,730
Maize	30,310
Wheat flour meslin	500
Other cereals milled	135
Cereal flour preparations	342,922
Fresh fruit & nuts	150
Dried fruits	5
Fruit preserved & preparation	9,095
Vegetable fresh frozen n.e.s.	307,884
Sugary & honey	23,279
Sugar fruit vegetable confectionery	26,766
Chocolate & preparations	16,233
Spices	385
Feeding for animals	28
Food preparation n.e.s.	48,257

Country - Commodities	VALUE Eth.\$
-----------------------	-----------------

W.GERMANY

IMPORT (Cont'd)

Non alcohol beverage	13,484
Alcoholic beverages	28,840
Tobacco manufactured	13,270
Hides skins undressed	18
Crude rubber	128,729
Synthetic art fibres	133,263
Textile fabric waste	1,547
Fertilizere crude	33,235
Other crude minerals	29,472
Iron & steel scrap	462
Crude vegetable materials	348
Petroleum products	81,524
Compressed gas	9,834
Animal oils & fats	257,472
Fixed vegetable oil soft	710
Other fixed vegetable oil	721,450
Animal vegetable oils wax	284,783
Organic chemicals	473,893
Inorganic chemicals	742,162
Other inorgan chemicals	1,545,739
Synthetic organic dyes	2,329,721
Dye tanning extract	2,308,930
Pigments paint varnish	291,079
Medical pharmaceutical products	3,317,366
Essential oils	129,434
Cosmetic toilet preparation	197,234
Soap polish preparations	306,707
Fertilizere manufactured	829,171
Explosive products	173,274
Plastic materials	343,848
Chemical material n.e.s.	3,748,387
Leather	33,334
Leather manufactured	289,273
Materials of rubber	1,374,423

TRADE RELATIONS  
WITH SELECTED COUNTRIES

Country - Commodities	VALUE Eth.\$
-----------------------	-----------------

W.GERMANY

IMPORT (Cont'd)

Rubber articles n.e.s.	386,532
Veneer plywood board	9,500
Wood manufactured	15,137
Paper paperboard	264,091
Paper pulp articles	268,970
Textile yarn thread	89,402
Cotton fabrics woven	44,024
Textiles not cotton	467,273
Tulle lace ribbon	38,913
Special textiles	104,368
Textile articles n.e.s.	21,760
Carpets tapestry etc.	70,628
Line cement etc.	17,889
Clay construction materials	102,336
Mineral manufactures	67,890
Glass	95,987
Glass ware	91,906
Pottery	21,619
Ingots slabs of iron	457,210
Iron & steel bar	208,032
Iron & steel sheet	216,056
Iron & steel wire	323,664
Tubes pipes fittings	110,109
Copper & brass	31,418
Nickel	145
Aluminium	1,265
Lead	17,998
Tin	2,755
Misc non ferrous metal	12,725
Building requisites	100,530
Metal containers	82,920
Wire product excluding electric	599,132
Nails screws nuts	27,283
Tools	582,865

Country - Commodities	VALUE Eth.\$
-----------------------	-----------------

W.GERMANY

IMPORT (Cont'd)

Cutlery	173,460
House equipment of metal	149,661
Manufactured metal n.e.s.	664,904
Power generating machinery	458,521
Farming machinery	1,169,393
Office machines	527,706
Metal work machinery	71,982
Textile leather machinery	3,804,315
Machinery for special industry	1,047,899
Machinery n.e.s.	878,253
Electric power machinery	447,641
Electric distributing equipment	323,034
Telecommunication apparatus	347,335
Domestic electric equipment	48,239
Other electric machinery	736,337
Railway vehicles	182,676
Road motor vehicles	9,379,634
Other road vehicles	27,327
Aircraft	367,264
Ships & boats	12,300
Fittings heat light	121,204
Furniture	58,910
Travel goods etc.	69,348
Clothing	582,019
Fur clothing	8,775
Footwear	65,665
Science professional instruments	861,659
Photo cinema supplies	634,810
Cinema films developed	2,348
Watches & clocks	32,316
Musical instruments	179,761
Printed matter	206,484
Plastic articles n.e.s.	283,141
Prize toys games etc.	84,642

TRADE RELATIONS  
WITH SELECTED COUNTRIES

Country - Commodities	VALUE Eth. \$
-----------------------	------------------

W. GERMANY

IMPORT (Cont'd)

Office supplies n.e.s.	106,454
Jewellery etc.	36,500
Manufactured articles n.e.s.	116,071
Postal packets n.e.s.	4,772
Special transactions	379,583
Arms & ammunition	228,283

GREECE

EXPORT

TOTAL 7,378,554

Meat fresh or frozen	1,867,277
Meat & meat preparations	1,619,648
Vegetable fresh frozen n.e.s.	229,696
Coffee	129,466
Non alcohol beverage	8,640
Hides skins undressed	1,439,926
Oil seeds	1,591,186
Crude animal material	226,665
Crude vegetable material	95,508
Animal vegetable oils wax	161,785
Paper pulp articles	176
Carpets tapestry etc.	200
Building requisites	60
Printed matter	7,371
Works of art stamps	450
Animals n.e.s.	500

IMPORT - TOTAL 985,466

Meat fresh or frozen	11,577
Milk & cream	70
Meat & meat preparations	5,390

Country - Commodities	VALUE Eth. \$
-----------------------	------------------

GREECE

IMPORT (Cont'd)

Milk & cream	5,000
Fruit preserved & preparations	27,730
Medical pharmaceutical products	2,945
Essential oils	45
Wood manufactured	510
Textile yarn thread	2,320
Special textiles	145
Carpets tapestry etc.	12,355
Outlery	2,735
Textile leather machinery	317,209
Machinery n.e.s.	395,911
Electric power machinery	10,055
Furniture	1,471
Musical instruments	100

ITALY

EXPORT

TOTAL	38,609,648
Meat fresh or frozen	3,153,641
Meat & meat preparations	324,115
Cheese	67,515
Eggs	700
Fish fresh & preserved	7,739
Fish canned	2,472
Wheat including spelt etc.	1,745
Cereals unmilled n.e.s.	40
Vegetable fresh frozen n.e.s.	3,523,748
Coffee	3,050,995
Spices	1,723,934
Feeding for animals	748,910
Tobacco unmanufactured	35
Hides skins undressed	17,050,048
Oil seeds	5,461,037
Marble stones etc.	1,258

Country - Commodities	VALUE Eth. \$
-----------------------	------------------

Country - Commodities	VALUE Eth. \$
-----------------------	------------------

ITALY

EXPORT (Cont'd)

Iron & steel scrap	54,734
Ore non ferrous metals	74,338
Non ferrous metal scrap	6,175
Crude animal material	107,194
Crude vegetable material	87,099
Animal vegetable oils wax	35,715
Essential oils	808
Chemical material n.e.s.	41,400
Veneer plywood board	10,886
Wood manufactured	10,428
Paper paperboard	13,165
Paper pulp articles	74,149
Textile articles n.e.s.	100
Carpets tapestry etc.	19,385
House equipment of metal	300
Furniture	2,240
Clothing	29,130
Printed matter	403
Frags toys games etc.	196
Works of art stamps	23,699
Jewellery etc.	329
Animals n.e.s.	97,056
<b>IMPORT - TOTAL</b>	<b>66,594,849</b>
Live animals	1,170
Meat fresh or frozen	743
Meat dry salted smoked	14,453
Milk & cream	8,480
Butter	661
Cheese	30,538
Fish fresh & preserved	1,245
Fish canned	2,180
Rice	265
Wheat flour meslin	370
Cereal flour preparations	126,353

ITALY

IMPORT (Cont'd)

Fresh fruit & nuts	69,660
Dried fruits	18,101
Fruit preserved & preparation	67,798
Vegetable fresh frozen n.e.s.	15,320
Vegetable n.e.s.	16,876
Sugar & honey	12,816
Sugar fruit vegetable confectionery	13,368
Cocoa	330
Chocolate & preparations	181,308
Tea	5,692
Spices	13,672
Feeding for animals	8,370
Food preparation n.e.s.	31,059
Non alcohol beverage	32,318
Alcoholic beverages	153,986
Tobacco manufactured	9,520
Oil seeds	28,905
Cotton	1,130
Jute raw	3,036
Other vegetable fibres	4,085
Synthetic art fibres	156,605
Textile fabric waste	3,325
Fertilizers crude	350
Marble stones etc.	7,802
Other crude minerals	191,183
Iron & steel scrap	68,463
Crude animal material	45
Crude vegetable materials	34,715
Petroleum products	601,789
Compressed gas	8,650
Fixed vegetable oil soft	264,755
Other fixed vegetable oil	415
Organic chemicals	488,981
Inorganic chemicals	520,854
Other inorgan chemicals	399,314

TRADE RELATIONS  
WITH SELECTED COUNTRIES

Country - Commodities	VALUE Eth.\$
-----------------------	-----------------

ITALY

IMPORT (Cont'd)

Synthetic organic dyes	420,196
Dye tanning extract	299,924
Pigments paint varnish	332,135
Medical pharmaceutical products	1,694,626
Essential oils	305,353
Cosmetic toilet preparation	203,701
Soap polish preparations	1,090,539
Fertiliser manufactured	92,803
Plastic materials	916,213
Chemical material n.e.s.	939,407
Leather	12,481
Leather manufactured	632,441
Materials of rubber	1,364,427
Rubber articles n.e.s.	597,424
Veneer plywood board	222,609
Wood manufactured	106,075
Cork manufactured	65,144
Paper paperboard	302,007
Paper pulp articles	339,174
Textile yarn thread	464,339
Cotton fabrics woven	9,393
Textile not cotton	466,099
Tulle lace ribbon	205,628
Special textiles	395,812
Textile articles n.e.s.	266,954
Carpets tapestry etc.	87,798
Lime cement etc.	143,546
Clay construction materials	268,025
Mineral manufactures	93,095
Glass	203,408
Glass ware	88,691
Pottery	28,924
Pearls jewels etc.	210
Pig iron etc.	37,780

Country - Commodities	VALUE Eth.\$
-----------------------	-----------------

ITALY

IMPORT (Cont'd)

Ingots slabs of iron	514,143
Iron & steel bar	1,039,099
Iron & steel sheet	1,630,108
Iron & steel wire	23,957
Tubes pipes fittings	544,188
Castings forgings	3,390
Copper & brass	27,915
Nickel	-
Aluminium	245,472
Lead	4,705
Tin	155,189
Building requisites	131,153
Metal containers	344,187
Wire product excluding electric	700,180
Nails screws nuts	102,062
Tools	383,787
Outlery	50,079
House equipment of metal	378,403
Manufactured metal n.e.s.	1,185,088
Power generating machinery	245,945
Farming machinery	1,735,143
Office machines	462,887
Metal work machinery	188,832
Textile leather machinery	2,493,720
Machinery for special industry	1,044,504
Machinery n.e.s.	3,746,443
Electric power machinery	309,300
Electric distributing equipment	301,439
Telecommunication apparatus	31,497
Domestic electric equipment	942,500
Other electric machinery	794,455
Railway vehicles	4,705
Road motor vehicles	21,808,953
Other roadvehicles	3,282,234
Aircraft	379,070

TRADE RELATIONS  
WITH SELECTED COUNTRIES

Country - Commodities	VALUE Eth.\$
-----------------------	-----------------

ITALY

EXPORT (Cont'd)

Ships & boats	149,238
Fittings heat light	633,093
Furniture	168,039
Travel goods etc.	69,570
Clothing	902,609
Fur clothing	60
Footwear	108,547
Science professional instruments	313,517
Photo cinema supplies	6,014
Cinema films developed	-
Watches & clocks	35,472
Musical instruments	30,237
Printed matter	510,611
Plastic articles n.e.s.	430,702
Frans toys games etc.	128,491
Office supplies n.e.s.	227,796
Works of art stamps	180
Jewellery etc.	47,237
Manufactured articles n.e.s.	229,455
Postal packets n.e.s.	8,154
Special transaction	214,059
Arms & ammunition	83,965

NETHERLANDS

EXPORT

TOTAL	20,029,802
Meat fresh or frozen	250
Eggs	62,160
Fish fresh & preserved	7,594
Fresh fruit & nuts	150
Vegetable fresh frozen n.e.s.	9,579,722
Coffee	471,444
Spices	63,181
Feeding for animals	4,013,120

Country - Commodities	VALUE Eth.\$
-----------------------	-----------------

NETHERLANDS

EXPORT (Cont'd)

Hides skins undressed	4,042,250
Oil seeds	1,421,935
Other crude minerals	18,000
Iron & steel scrap	4,164
Crude vegetable materials	92,207
Animal vegetable oils wax	77,890
Leather	373
Paper pulp articles	18,000
Cotton fabrics woven	46,691
Carpets tapestry etc.	14,228
Clay construction materials	4,097
Printed matter	125
Plastic articles n.e.s.	2,479
Works of art stamps	28,169
Animals n.e.s.	61,573

IMPORT TOTAL 11,093,680

Live animals	3,240
Meat dry salted smoked	5,061
Meat & meat preparations	5,197
Milk & cream	655,877
Butter	441,884
Cheese	28,918
Fish fresh & preserved	1,680
Fish canned	42,400
Rice	85
Cereals unmilled n.e.s.	8,443
Other cereals milled	3,800
Cereal flour preparations	59,719
Dried fruits	1,165
Fruit preserved & preparation	9,075
Vegetable fresh frozen n.e.s.	13,681
Vegetable n.e.s.	370
Sugar & honey	62,770

TRADE RELATIONS  
WITH SELECTED COUNTRIES

Country - Commodities	VALUE Eth. \$
-----------------------	------------------

NETHERLANDS

IMPORT (Cont'd)

Sugar fruit vegetable confectionery	30,917
Cocoa	11,618
Chocolate & preparations	10,119
Spices	480
Margarine & shortening	32,415
Food preparation n.e.s.	98,080
Non alcohol beverage	265
Alcoholic beverages	107,228
Tobacco manufactured	9,850
Hides skins undressed	1,170
Oil seeds	12,590
Textile fabric waste	2,966
Other crude minerals	690
Iron & steel scrap	6,650
Crude vegetable materials	43,546
Petroleum products	556,284
Animal oils & fats	449
Fixed vegetable oil soft	73,414
Other fixed vegetable oil	56,201
Animal vegetable oils wax	30,145
Organic chemicals	63,058
Inorganic chemicals	74,100
Other inorgan chemicals	258,802
Synthetic organic dyes	170,689
Dye tanning extract	49,622
Pigments paint varnish	237,264
Medical pharmaceutical products	599,948
Essential oils	18,229
Cosmetic toilet preparations	28,211
Soap polish preparations	32,571
Fertiliser manufactured	130,161
Chemical material n.e.s.	1,056,245
Leather	1,795
Leather manufactured	24,856
Materials of rubber	40,184

Country - Commodities	VALUE Eth. \$
-----------------------	------------------

NETHERLANDS

IMPORT (Cont'd)

Rubber articles n.e.s.	28,120
Veneer plywood board	2,377
Wood manufactured	6,290
Paper paperboard	19,211
Paper pulp articles	37,628
Textile yarn thread	16,390
Cotton fabrics woven	19,677
Textile not cotton	83,170
Tulle lace ribbon	3,080
Special textiles	28,478
Textile articles n.e.s.	15,837
Carpets tapestry etc.	12,562
Line cement etc.	12,228
Clay construction materials	29,523
Mineral manufactures	29,454
Glass	173
Glass ware	1,093
Iron & steel bar	38,743
Iron & steel sheet	35,544
Iron & steel wire	8,920
Tubes pipes fittings	16,106
Copper & brass	8,710
Lead	422
Building requisites	5,373
Metal containers	17,893
Wire product excluding electric	12,322
Nails screws nuts	5,134
Tools	83,433
Outlery	8,014
House equipment of metal	11,247
Manufactured metal n.e.s.	209,377
Power generating machinery	41,453
Farming machinery	123,829
Office machines	10,744
Metal work machinery	9,541
Textile leather machinery	34,748

TRADE RELATIONS  
WITH SELECTED COUNTRIES

Country - Commodities	VALUE Eth.\$
-----------------------	-----------------

NETHERLANDS

IMPORT (Cont'd)

Machinery for special industry	1,251,774
Machinery n.e.s.	472,090
Electric power machinery	14,787
Electric distributing equipment	94,754
Telecommunication apparatus	664,422
Domestic electric equipment	55,700
X-Ray medical equipment	6,877
Other electric machinery	474,237
Road motor vehicles	111,999
Other roadvehicles	21,370
Aircraft	663,954
Ships & boats	133,004
Fittings heat light	34,690
Furniture	19,929
Travel goods etc.	645
Clothing	41,111
Science professional instruments	84,557
Photo cinema supplies	20,309
Cinema films developed	-
Watches & clocks	19,535
Musical instruments	328,273
Printed matter	65,495
Plastic articles n.e.s.	94,668
Frans toys games etc.	9,102
Office supplies n.e.s.	17,878
Manufactures articles n.e.s.	16,036
Postal packets n.e.s.	532
Special transactions	19,859

UNITED KINGDOM

EXPORT

TOTAL	14,820,881
Fish fresh & preserved	7,430
Fresh fruit & nuts	310

Country - Commodities	VALUE Eth.\$
-----------------------	-----------------

UNITED KINGDOM

EXPORT (Cont'd)

Vegetable fresh frozen n.e.s.	4,446,638
Coffee	495,615
Feeding for animals	333,236
Food preparation n.e.s.	15,822
Non alcohol beverage	100
Hides skins undressed	8,152,233
Oil seeds	930,094
Wool & animal hair	54,015
Iron & steel scrap	2,725
Crude animal material	53,285
Crude vegetable materials	156,948
Animal vegetable oils wax	44,500
Leather	8,146
Carpets tapestry etc.	14,611
Glass ware	680
Cutlery	1,630
House equipment of metal	307
Clothing	324
Printed matter	8,620
Works of art stamps	8,829
Jewellery etc.	140
Special transactions	514
Animals n.e.s.	84,129
IMPORT - TOTAL	41,926,604
Live animals	3,039
Meat fresh or frozen	2,440
Meat dry salted smoked	738
Meat & meat preparations	1,773
Milk & cream	40,939
Butter	6,377
Cheese	10,780
Fish canned	25,347
Wheat including spelt etc.	9,080

TRADE RELATIONS  
WITH SELECTED COUNTRIES

Country - Commodities	VALUE Eth.\$
-----------------------	-----------------

UNITED KINGDOM

IMPORT (Cont'd)

Rice	30
Maize	410
Other cereals milled	4,373
Cereal flour preparations	86,780
Fresh fruit & nuts	591
Dried fruits	18,625
Fruit preserved & preparation	73,277
Vegetable fresh frozen n.e.s.	23,953
Vegetables n.e.s.	12,125
Sugar & honey	63,110
Sugar fruit vegetable confectionery	99,703
Coffee	585
Cocoa	5,350
Chocolate & preparation	129,355
Tea	137,659
Spices	9,475
Feeding for animals	1,197
Margarine & shortening	136,803
Food preparation n.e.s.	123,668
Non alcohol beverage	75,238
Alcoholic beverages	2,837,665
Tobacco manufactured	619,152
Crude rubber	7,815
Pulp & waste paper	28,855
Wool & animal hair	95,372
Cotton	33,793
Jute raw	240,368
Synthetic art fibres	3,840
Textile fabric waste	105
Marble stones etc.	71,050
Other crude minerals	84,951
Crude vegetable materials	6,110
Petroleum products	510,154
Compressed gas	5,650
Animal oils & fats	218,338

Country - Commodities	VALUE Eth.\$
-----------------------	-----------------

UNITED KINGDOM

IMPORT (Cont'd)

Fixed vegetable oil soft	14,475
Other fixed vegetable oil	9,406
Animal vegetable oils wax	137,378
Organic chemicals	431,580
Inorganic chemicals	122,181
Other inorganic chemicals	253,473
Synthetic organic dyes	715,712
Dye tanning extract	107,554
Pigments paint varnish	269,742
Medical pharmaceutical products	2,223,691
Essential oils	95,309
Cosmetic toilet preparation	745,634
Soap polish preparations	719,118
Fertiliser manufactured	10,795
Plastic materials	17,537
Chemical material n.e.s.	1,025,241
Leather	38,171
Leather manufactured	45,545
Materials of rubber	66,744
Rubber articles n.e.s.	441,361
Veneer plywood board	23,890
Wood manufactured	4,744
Cork manufactured	150
Paper paperboard	454,434
Paper pulp articles	508,507
Textile yarn thread	1,216,846
Cotton fabrics woven	40,879
Textile not cotton	302,319
Tulle lace ribbon	40,153
Special textiles	124,244
Textile articles n.e.s.	137,140
Carpets tapestry etc.	72,713
Lime cement etc.	79,342
Clay construction materials	47,910
Mineral manufactures	7,730

TRADE RELATIONS  
WITH SELECTED COUNTRIES

Country - Commodities	VALUE Eth.\$
-----------------------	-----------------

UNITED KINGDOM

IMPORT (Cont'd)

Glass	42,099
Glass ware	96,731
Pottery	19,749
Ingots slabs of iron	25,579
Iron & steel bar	536,822
Iron & steel sheet	259,482
Rail track material	63,610
Tubes pipes fittings	58,915
Silver & platinum	11,970
Copper & brass	40,004
Nickel	55
Aluminium	7,241
Misc non ferrous metal	150
Building requisities	775,930
Metal containers	10,552
Wire product excluding electric	61,293
Nails screws nuts	16,796
Tools	144,046
Cutlery	148,184
House equipment of metal	75,291
Manufactured metal n.e.s.	619,689
Power generating machinery	274,742
Farming machinery	1,538,671
Office machines	395,432
Metal work machinery	380
Textile leather machinery	2,050,047
Machinery for special industry	993,563
Machinery n.e.s.	2,514,574
Electric power machinery	1,256,966
Electric distributing equipment	88,198
Telecommunication apparatus	266,043
Domestic electric equipment	38,978
X-Ray medical equipment	1,500
Other electric machinery	1,746,249
Railway vehicles	6,026

Country - Commodities	VALUE Eth.\$
-----------------------	-----------------

UNITED KINGDOM

IMPORT (Cont'd)

Road motor vehicles	5,695,571
Other roadvehicles	151,913
Aircraft	381,378
Ships & boats	204,392
Fittings heat light	70,226
Furniture	96,587
Travel goods etc.	23,835
Clothing	303,942
Footwear	29,165
Science professional instruments	988,401
Photo cinema supplies	29,126
Cinema films developed	-
Watches & clocks	563
Musical instruments	25,991
Printed matter	755,918
Plastic articles n.e.s.	208,666
Frane toys games etc.	182,396
Office supplies n.e.s.	318,649
Works of art stamps	386,394
Jewellery etc.	1,766
Manufactured articles n.e.s.	97,208
Postal packets n.e.s.	9,057
Special transactions	203,517
Arms & ammunition	256,974
Other coins	101,560

U.S.S.R.

EXPORT

TOTAL	6,373,173
Vegetable fresh frozen n.e.s.	2,538,154
Coffee	262,269
Hides skins undressed	877,636
Oils seeds	2,598,797
Animals n.e.s.	96,317

TRADE RELATIONS  
WITH SELECTED COUNTRIES

Country - Commodities	VALUE Eth.\$
-----------------------	-----------------

U.S.S.R.

IMPORT - TOTAL	4,881,209
Milk & cream	1,165
Fish fresh & preserved	4,590
Fish canned	10,295
Fruit preserved & preparation	5,095
Sugar & honey	270
Alcoholic beverages	4,056
Tobacco manufactured	5
Pulp & waste paper	7,760
Iron & steel scrap	18,768
Petroleum products	26,240
Fixed vegetable oil soft	780
Medical pharmaceutical products	5,440
Cosmetic toilet preparation	1,260
Soap polish preparations	1,296,991
Chemical material n.e.s.	23,397
Materials of rubber	7,810
Rubber articles n.e.s.	422,375
Veneer plywood board	13,440
Wood manufactured	35,805
Paper pulp articles	87,818
Textile yarn thread	115
Cotton fabrics woven	25
Tulle lace ribbon	320
Special textiles	8,230
Textile articles n.e.s.	290
Lime cement etc.	9,620
Glass	73,813
Ingots slabs of iron	7,000
Iron & steel sheet	460,079
Tubes pipes fittings	93,920
Copper & brass	3,762
Metal containers	20,088
Tools	44,401
House equipment of metal	23,995
Manufactured metal n.e.s.	26,774

Country - Commodities	VALUE Eth.\$
-----------------------	-----------------

U.S.S.R.

IMPORT (Cont'd)

Farming machinery	638,448
Textile leather machinery	41,286
Machinery for special industry	43,884
Machinery n.e.s.	501,471
Electric power machinery	3,732
Other electric machinery	48,426
Road motor vehicles	386,224
Other roadvehicles	176,510
Clothing	1,330
Science professional instruments	29,785
Watches & clocks	495
Musical instruments	40
Printed matter	6,334
Manufactures articles n.e.s.	44,097
Postal packets n.e.s.	35
Special transactions	266
Arms & ammunition	70
Power generating machinery	13,722

U.S.A.

REPORT

TOTAL	149,548,175
Fish fresh & preserved	21,740
Vegetable fresh frozen n.e.s.	2,102,330
Coffee	138,773,080
Spices	133,765
Food preparation n.e.s.	1,747
Hides skins undressed	2,733,398
Oil seeds	1,298,828
Crude animal material	97,240
Crude vegetable materials	82,838
Animal vegetable oils wax	1,260,471
Medical pharmaceutical products	40
Essential oils	2,214,408

TRADE RELATIONS  
WITH SELECTED COUNTRIES

Country - Commodities	VALUE Eth.\$
-----------------------	-----------------

U.S..A.

EXPORT (Cont'd)

Textile not cotton	12,828
Carpets tapestry etc.	36,888
House equipment of metal	232
Manufactured metal n.e.s.	120
Furniture	1,137
Clothing	43,931
Printed matter	1,354
Frane toys games etc.	1,310
Office supplies n.e.s.	150
Works of art stamps	135,756
Jewellery etc.	6,289
Manufactures articles n.e.s.	1,660
Animals n.e.s.	65,059

IMPORT - TOTAL 38,146,493

Road motor vehicles	50
Live animals	4,935
Meat dry salted smoked	6,505
Meat & meat preparations	7,603
Milk & cream	386,522
Butter	15,842
Cheese	14,419
Fish fresh & preserved	1,516
Fish canned	135
Wheat including spelt etc.	1,608,310
Rice	170,079
Maize	337,452
Cereals unmilled n.e.s.	13,339
Wheat flour meslin	249,445
Other cereals milled	41,420
Cereal flour preparations	231,597
Fresh fruit & nuts	1,830
Dried fruits	7,945
Fruit preserved & preparation	28,253
Vegetable fresh frozen n.e.s.	85,666

Country - Commodities	VALUE Eth.\$
-----------------------	-----------------

U.S.A.

IMPORT (Cont'd)

Vegetables n.e.s.	82,540
Sugar & honey	3,423
Sugar fruit vegetable confectionery	31,891
Coffee	2,415
Cocoa	3,698
Chocolate & preparations	28,653
Spices	45,129
Feeding for animals	5,778
Food preparation n.e.s.	53,823
Non alcohol beverage	21,072
Alcoholic beverages	9,821
Tobacco manufactured	569,020
Oil seeds	1,055
Pulp & waste paper	91,390
Cotton	1,226,505
Jute raw	850
Other vegetable fibres	8,175
Synthetic art fibres	219,855
Textile fabric waste	417
Other crude minerals	12,533
Iron & steel scrap	8,803
Crude vegetable materials	42,538
Petroleum products	2,795,631
Fixed vegetable oil soft	36,571
Other fixed vegetable oil	11,588
Organic chemicals	327,298
Inorganic chemicals	12,465
Other inorgan chemicals	54,556
Tar crude coal chemicals	590
Synthetic organic dyes	53,482
Dye tanning extract	35,247
Pigments paint varnish	90,516
Medical pharmaceutical products	819,990
Essential oils	284,602
Cosmetic toilet preparation	91,774
Soap polish preparations	79,365

TRADE RELATIONS  
WITH SELECTED COUNTRIES

Country - Commodities	VALUE Eth.\$
-----------------------	-----------------

U.S.A.

IMPORT (Cont'd)

Fertiliser manufactured	5,098,303
Explosive products	5,916
Plastic materials	39,410
Chemical materials n.e.s.	759,138
Leather	1,688
Leather manufactured	15,200
Fur skins tanned etc.	42
Materials of rubber	33,557
Rubber articles n.e.s.	316,187
Veneer plywood board	6,911
Wood manufactured	4,427
Paper paperboard	100,039
Paper pulp articles	160,573
Textile yarn thread	20,915
Cotton fabrics woven	19,420
Textiles not cotton	179,569
Tulle lace ribbon	25,526
Special textiles	3,570
Textile articles n.e.s.	10,943
Carpets tapestry etc.	16,662
Lime cement etc.	69,405
Clay construction materials	1,575
Mineral manufactures	879
Glass	72,356
Glass ware	183,330
Pottery	25,040
Ingots slabs of iron	7,945
Iron & steel bar	59,335
Iron & steel sheet	102,490
Tubes pipes fittings	140,178
Copper & brass	945
Nickel	1,476
Aluminium	20,367
Tin	39,930
Building requisities	1,123,700

Country - Commodities	VALUE Eth.\$
-----------------------	-----------------

U.S.A.

IMPORT (Cont'd)

Metal containers	132,733
Wire product excluding electric	1,180
Nails screws nuts	647
Tools	185,391
Cutlery	5,040
House equipment of metal	42,419
Manufactured metal n.e.s.	59,926
Power generating machinery	81,125
Farming machinery	1,953,336
Office machines	248,244
Metal work machinery	7,237
Textile leather machinery	228,356
Machinery for special industry	2,884,424
Machinery n.e.s.	1,047,701
Electric power machinery	281,819
Electric distributing equipment	12,070
Telecommunication apparatus	312,832
Domestic electric equipment	264,435
Other electric machinery	693,124
Railway vehicles	4,208
Road motor vehicles	5,511,437
Other roadvehicles	159,148
Aircraft	1,588,934
Ships & boats	27,247
Fittings heat light	42,404
Furniture	244,104
Travel goods etc.	22,247
Clothing	143,380
Footwear	4,290
Science professional instruments	342,121
Photo cinema supplies	81,781
Cinema films developed	-
Watches & clocks	7,304
Musical instruments	27,090
Printed matter	410,344

TRADE RELATIONS  
WITH SELECTED COUNTRIES

Country - Commodities	VALUE Eth.\$
-----------------------	-----------------

U.S.A.

IMPORT (Cont'd)

Plastic articles n.e.s.	145,727
Frane toys games etc.	31,492
Office supplies n.e.s.	87,178
Works of art stamps	1,000
Jewellery etc.	23,502
Manufactured articles n.e.s.	57,648
Postal packets n.e.s.	14,956
Special transactions	390,672
Arms & ammunition	209,341

CHINA M.LAND

EXPORT

TOTAL	15,108,653
Coffee	1,699,967
Non alcohol beverage	663
Oil seeds	12,978,987
Crude vegetable materials	420,205
Pottary	800
House equipment of metal	7,531
Printed matter	500
IMPORT - TOTAL	8,789,262
Meat dry salted smoked	855
Meat & meat preparations	1,041
Fish fresh & preserved	1,787
Fish canned	880
Cereal flour preparations	657
Fruit preserved & preparations	48,135
Vegetable fresh frozen n.e.s.	9,773
Vegetables n.e.s.	1,245
Sugar & honey	4,252

Country - Commodities	VALUE Eth.\$
-----------------------	-----------------

CHINA M.LAND

IMPORT (Cont'd)

Chocolate & preparations	135
Tea	13,082
Spices	122,155
Food preparation n.e.s.	29,385
Alcoholic beverages	375
Other crude minerals	465
Crude vegetable materials	6,524
Petroleum products	334,866
Other inorgan chemicals	755
Synthetic organic dyes	26,660
Dye tanning extract	25,323
Pigments paint varnish	59,428
Essential oils	7,410
Cosmetic toilet preparations	381,051
Soap polish preparations	6,750
Explosive products	11,058
Chemicals material n.e.s.	16,676
Leather manufactured	1,195
Materials of rubber	11,344
Rubber articles n.e.s.	217,159
Veneer plywood board	2,550
Wood manufactured	14,025
Paper paperboard	20,315
Paper pulp articles	201,937
Textile yarn thread	2,637,676
Cotton fabrics woven	2,010
Textile not cotton	144,311
Special textiles	25
Textile articles n.e.s.	103,665
Carpets tapestry etc.	8,597
Lime ceant etc.	10,931
Clay construction materials	60,320
Mineral manufactures	13,102
Glass	202,592
Glass ware	92,142

TRADE RELATIONS  
WITH SELECTED COUNTRIES

Country - Commodities	VALUE Eth. \$
-----------------------	------------------

CHINA M. LAND

IMPORT (Cont'd)

Pottery	607,491
Iron & steel bar	14,754
Iron & steel wire	6,175
Tubes pipes fittings	132,776
Building requisites	1,410
Wire product excluding electric	78,079
Nails screws nuts	152,937
Tools	61,677
Cutlery	49,720
House equipment of metal	61,930
Manufactured metal n.e.s.	475,473
Office machines	192
Textile leather machinery	95,522
Machinery for special industry	2,864
Machinery n.e.s.	58,359
Electric power machinery	6,881
Telecommunication apparatus	48,439
Domestic electric equipment	6,892
Other electric machinery	237,220
Road motor vehicles	2,958
Other roadvehicles	184,002
Fittings heat light	517,979
Furniture	23,109
Travel goods etc.	171,186
Clothing	413,669
Footwear	1,419
Science professional instruments	9,790
Watches & clocks	60,196
Musical instruments	7,085
Printed matter	625
Plastic articles n.e.s.	26,956
Prms toys games etc.	40,965
Office supplies n.e.s.	142,318
Jewelry etc.	2,846
Manufactured articles n.e.s.	160,630

Country - Commodities	VALUE Eth. \$
-----------------------	------------------

CHINA M. LAND

IMPORT (Cont'd)

Special transactions 70,113

INDIA

EXPORT

TOTAL 605

Printed matter 400

Works of art stamps 200

Special transactions 3

IMPORT - TOTAL 5,426,485

Meat fresh or frozen 145

Rice 72

Cereals unmilled n.e.s. 1,638

Cereal flour preparations 3,870

Fresh fruit & nuts 630

Dried fruits 320

Fruit preserved & preparation 345

Vegetable fresh frozen n.e.s. 245

Sugar & honey 13,095

Coffee 10

Chocolate & preparations 170

Tea 102,973

Spices 295,943

Food preparation n.e.s. 2,485

Non alcohol beverage 880

Tobacco manufactured 230

Jute raw 237,008

Fertilizere crude 2,670

Other crude minerals 4,055

Crude vegetable materials 4,230

Petroleum products 3,185

Organic chemicals 1,523

TRADE RELATIONS  
WITH SELECTED COUNTRIES

Country - Commodities	VALUE Eth \$
-----------------------	-----------------

INDIA

IMPORT (Cont'd)

Inorganic chemicals	3,767
Other inorganic chemicals	12,209
Synthetic organic dyes	31,237
Dye tanning extract	18,372
Pigments paint varnish	81,641
Medical pharmaceutical products	109,315
Essential oils	593,512
Cosmetic toilet preparation	422,277
Soap polish preparations	335
Fertiliser manufactured	4,360
Chemical material n.e.s.	25,355
Leather manufactured	1,125
Materials of rubber	1,936
Rubber articles n.e.s.	204,060
Veneer plywood board	2,935
Wood manufactured	11,228
Paper paperboard	10,120
Paper pulp articles	44,661
Textile yarn thread	426,860
Cotton fabrics woven	36,409
Textile not cotton	203,346
Tulle lace ribbon	14,878
Special textile	28,458
Textile articles n.e.s.	288,760
Mineral manufactures	1,350
Glass	7,245
Glass ware	22,723
Pottery	15
Ingot slab of iron	18,985
Tube pipes fittings	175,836
Aluminium	3,355
Building requisites	10,901
Tools	24,386
Cutlery	128,355
House equipment of metal	32,671

Country - Commodities	VALUE Eth. \$
-----------------------	------------------

INDIA

IMPORT (Cont'd)

Manufactured metal n.e.s.	103,417
Power generating machinery	313
Farming machinery	1,050
Textile leather machinery	104,098
Machinery for special industry	2,952
Machinery n.e.s.	130,472
Electric power machinery	12,167
Electric distributing equipment	4,091
Telecommunication apparatus	132,758
Domestic electric equipment	24,527
Other electric machinery	110,624
Road motor vehicles	15,041
Aircraft	10,045
Ships & boats	113,445
Fittings heat light	31,064
Furniture	16,414
Travel goods etc.	23,530
Clothing	552,638
Science professional instruments	7,631
Cinema films developed	-
Watches & clocks	4,170
Musical instruments	6,577
Printed matter	11,353
Plastic articles n.e.s.	60,617
Frane toys games etc.	24,043
Office supplies n.e.s.	2,397
Jewellery etc.	58,254
Manufactures articles n.e.s.	22,380
Postal packets n.e.s.	340
Special transactions	35,700
Other roadvehicles	2,635

TRADE RELATIONS  
WITH SELECTED COUNTRIES

Country - Commodities	VALUE Eth.\$
-----------------------	-----------------

IRAN

EXPORT

TOTAL	1,057,861
Meat & meat preparations	113,160
Vegetable fresh frozen n.e.s.	49,784
Feeding for animals	467,352
Hides skins undressed	241,825
Oil seeds	200
Crude vegetable materials	98,964
Lime cement etc.	86,576

IMPORT - TOTAL 30,026,747

Other crude minerals	2,639
Petroleum crude	19,665,125
Petroleum products	10,252,024
Organic chemicals	295
Other inorgan chemicals	3,801
Pigments paint varnish	26,175
Chemicals material n.e.s.	18,384
Rubber articles n.e.s.	20,220
Textiles not cotton	5,638
Aluminium	12,195
Metal containers	317
Railway vehicles	19,640
Aircraft	294
Cinema films developed	-

ISRAEL

EXPORT

TOTAL	9,483,671
Meat dry salted smoked	5,667
Meat & meat preparations	1,929,113
Fish fresh & preserved	138,329

Country - Commodities	VALUE Eth.\$
-----------------------	-----------------

ISRAEL

EXPORT (Cont'd)

Fish canned	7,290
Vegetable fresh frozen n.e.s.	2,333,530
Coffee	990,286
Feeding for animals	7,777
Hides skins undressed	1,179,238
Oil seeds	2,326,181
Wool & animal hair	13,554
Crude animal material	1,000
Animal vegetable oils wax	16,417
Crude vegetable materials	176,524
Chemical material n.e.s.	10,232
Veneer plywood board	33,110
Paper pulp articles	14,616
Special textiles	1,677
Carpets tapestry etc.	1,636
Lime cement etc.	785
Furniture	1,100
Animals n.e.s.	14,780

IMPORT - TOTAL 9,471,672

Live animals	25,139
Cereals unmilled n.e.s.	490
Cereal flour preparations	1,328
Fresh fruit & nuts	34,107
Fruit preserved & preparation	97,080
Vegetable fresh frozen n.e.s.	4,730
Vegetables n.e.s.	14,329
Sugar & honey	31,318
Sugar fruit vegetable confectionery	43,309
Coffee	3,233
Chocolate & preparations	3,243
Tea	71,483
Spices	27,390
Feeding for animals	35

TRADE RELATIONS  
WITH SELECTED COUNTRIES

Country - Commodities	VALUE Eth.\$
ISRAEL	
IMPORT (Cont'd)	
Food preparation n.e.s.	28,320
Non alcohol beverage	242,008
Alcoholic beverages	178
Oil seeds	202,277
Other vegetable fibres	10
Synthetic art fibres	2,165
Textile fabric waste	75
Crude vegetable materials	56,212
Petroleum products	73,569
Other fixed vegetable oil	54,990
Organic chemicals	8,730
Inorganic chemicals	71,793
Other inorganic chemicals	97,622
Synthetic organic dyes	45,891
Dye tanning extract	48,814
Pigments paint varnish	140,572
Medical pharmaceutical products	473,064
Essential oils	2,770
Cosmetic toilet preparation	46,941
Soap polish preparations	80,213
Fertiliser manufactured	51,434
Explosive products	5,196
Plastic materials	930,469
Chemical material n.e.s.	1,320,142
Leather manufactured	30,090
Materials of rubber	176,385
Rubber articles n.e.s.	340,901
Veneer plywood board	24,140
Wood manufactured	100
Paper paperboard	40,091
Paper pulp articles	204,208
Textile yarn thread	30,993
Cotton fabrics woven	170,352
Textiles not cotton	135,913

Country - Commodities	VALUE Eth.\$
ISRAEL	
IMPORT (Cont'd)	
Tulle lace ribbon	2,352
Special textiles	360,974
Textile articles n.e.s.	347,213
Carpets tapestry etc.	1,695
Lime cement etc.	4,326
Clay construction materials	130
Mineral manufactures	14,820
Glass	19,685
Glass ware	10
Pottery	7,214
Ingots slabs of iron	4,765
Iron & steel sheet	6,570
Tube pipes fittings	51,777
Aluminium	4,546
Building requisities	36,552
Wire product excluding electric	11,650
Tools	1,234
Cutlery	1,559
House equipment of metal	7,288
Manufactured metal n.e.s.	254,230
Power generating machinery	560
Farming machinery	651,384
Metal work machinery	2,460
Textile leather machinery	11,320
Machinery for special industry	259,980
Machinery n.e.s.	95,109
Electric power machinery	39,752
Electric distributing equipment	102,291
Telecommunication apparatus	262,771
Domestic electric equipment	8,605
Other electric machinery	38,389
Road motor vehicles	324,126
Other roadvehicles	22,416
Aircraft	8,749

TRADE RELATIONS  
WITH SELECTED COUNTRIES

Country - Commodities	VALUE Eth.\$
-----------------------	-----------------

ISRAEL

IMPORT (Cont'd)

Furniture	185,869
Travel goods etc.	20
Clothing	178,529
Footwear	9,290
Science professional instruments	147,758
Watches & clocks	150
Musical instruments	10,027
Printed matter	42,250
Plastic articles n.e.s.	404,366
Prms toys games etc.	62
Office supplies n.e.s.	465
Manufactures articles n.e.s.	4,427
Special transactions	6,913
Arms & ammunition	55,830

JAPAN

EXPORT

TOTAL	27,699,158
Meat & meat preparations	112,166
Fish fresh & preserved	6,922
Vegetable fresh frozen n.e.s.	3,207,613
Coffee	3,164,093
Spices	11,385
Feeding for animals	803,015
Hides skins undressed	5,183,227
Oil seeds	13,604,085
Cotton	212,105
Other crude minerals	113,756
Iron & steel scrap	1,382
Non ferrous metal scrap	3,100
Crude animal material	850
Animal vegetable oils wax	1,109,087

Country - Commodities	VALUE Eth.\$
-----------------------	-----------------

JAPAN

EXPORT (Cont'd)

Textile yarn thread	119,099
Cotton fabrics woven	10,804
Textiles not cotton	230
Special textiles	10
Lime cement etc.	50
Furniture	120
Travel goods etc.	35
Printed matter	5
Works of art stamps	1,120
Special transactions	142
Animals n.e.s.	34,747
IMPORT - TOTAL	60,393,475
Meat dry salted smoked	140
Meat & meat preparation	740
Milk & cream	218,747
Butter	495,827
Fish fresh & preserved	234
Fish canned	234,120
Rice	632
Cereals unmilled n.e.s.	1,890
Cereal flour preparations	10,643
Fresh fruit & nuts	200
Dried fruits	430
fruit preserved & preparation	4,040
Vegetable fresh frozen n.e.s.	1,437
Vegetable n.e.s.	435
Sugar & honey	1,494
Sugar fruit vegetable confectionery	11,117
Chocolate & preparations	4,779
Tea	245
Spices	672
Feeding for animals	12,004

TRADE RELATIONS  
WITH SELECTED COUNTRIES

Country - Commodities	VALUE Eth.\$
-----------------------	-----------------

JAPAN

IMPORT (Cont'd)

Food preparation n.e.s.	76,854
Alcoholic beverages	628
Tobacco manufactured	86
Cotton	1,227,235
Synthetic art fibres	1,100,320
Textile fabric waste	135
Other crude minerals	28,850
Iron & steel scrap	3,764
Crude animal material	725
Crude vegetable materials	41
Petroleum products	194,992
Compressed gas	21,321
Fixed vegetable oil soft	34,206
Other fixed vegetable oil	72,692
Animal vegetable oils wax	78,995
Organic chemicals	12,875
Inorganic chemicals	32,406
Other inorganic chemicals	178,511
Synthetic organic dyes	320,830
Dye tanning extract	328,715
Pigments paint varnish	18,510
Medical pharmaceutical products	59,662
Essential oils	81
Cosmetic toilet preparation	83,342
Soap polish preparations	22,477
Fertiliser manufactured	67,564
Explosive products	3,830
Plastic materials	119,158
Chemical material n.e.s.	249,150
Leather manufactured	270,360
Materials of rubber	720,495
Rubber articles n.e.s.	9,882,423
Wood manufactured	17,314
Paper paperboard	179,292

Country - Commodities	VALUE Eth.\$
-----------------------	-----------------

JAPAN

IMPORT (Cont'd)

Paper pulp articles	107,030
Textile yarn thread	3,758,802
Cotton fabrics woven	87,154
Textile not cotton	8,703,340
Tulle lace ribbon	137,723
Special textile	616,530
Textile articles n.e.s.	89,548
Carpets tapestry etc.	11,640
Mineral manufactures	6,068
Glass	317,161
Glass ware	71,225
Pottery	214,516
Ingots slabs of iron	101,470
Iron & steel bar	734,129
Iron & steel sheet	8,104,419
Hoop & strip iron	6,177
Tubes pipes fittings	227,430
Copper & brass	26,781
Aluminium	885
Zinc	18,820
Tin	277,264
Miscellaneous non ferrous metal	22,645
Building requisites	4,255
Metal containers	14,140
Wire product excluding electric	179,681
Nails screws nuts	18,093
Tools	95,521
Outlery	132,929
House equipment of metal	53,621
Manufactured metal n.e.s.	419,951
Power generating machinery	339,917
Farming machinery	7,780
Office machines	171,561
Metal work machinery	24,193

Country - Commodities	VALUE Eth.\$
-----------------------	-----------------

JAPAN

IMPORT (Cont'd)

Textile leather machinery	4,109,676
Machinery for special industry	200,826
Machinery n.e.s.	1,134,617
Electric power machinery	244,920
Electric distributing equipment	29,484
Telecommunication apparatus	2,689,875
Domestic electric equipment	226,738
Other electric machinery	999,628
Road motor vehicles	4,343,916
Other roadvehicles	107,742
Aircraft	1,397
Ships & boats	6,185
Fittings heat light	7,026
Travel goods etc.	23,541
Furniture	355,754
Clothing	1,131,553
Fur clothing	150
Footwear	7,378
Science professional instruments	443,646
Photo cinema supplies	188,068
Cinema films developed	-
Watches & clocks	195,937
Musical instruments	1,232,420
Printed matter	130,043
Plastic articles n.e.s.	379,936
Prms toys games etc.	110,519
Office supplies n.e.s.	89,770
Works of art stamps	30
Jewellery etc.	21,034
Manufactures articles n.e.s.	375,143
Postal packets n.e.s.	3,288
Special transactions	91,107

Country - Commodities	VALUE Eth.\$
-----------------------	-----------------

Abrasive cloths papers & similar articles.	126
Acetic, formic & oxalic acids	82
Accounting machines	150
Activated carbon & activated natural mineral products.	97
Agricultural machinery for soil preparation or cultivation	148
Agricultural tractors & parts	149
Agricultural trailers	178
Air-conditioning machines & appliances	157
Aircraft	179
Aircraft cargo transport	179
Aircraft other	179
Air pumps, vacuum pumps & air or gas compressors; fans blowers & the like others.	158
Air pumps, vacuum pumps & air or gas compressors; fan blower & the like others.	158
Aluminium, bars, rods, shapes angles & sections	134
Aluminium doors & window frames.	135
Aluminium plates & sheets (for further processing & manufacture in Ethiopia)	133
Aluminium plates & sheets other	133
Aluminium, structure complete or incomplete mobil houses hungars, hen & dog house.	135

Ambulances	176
Animal (incl. fish) fats & oils unprocessed unedible	81
Ammonia liquefied	84
Angles, shapes & sections of iron & steel	131
Anti-knock preparations, rust preventer and similar additives for mineral oils	97
Apples fresh	66
Aqueous distillates & solutions for essential oils, for use in the perfumery manufacture	90
Articles of artificial plastic materials n.e.s.	213
Articles of asbestos-cement of cellulose fibre cement & the like	125
Articles of asphalt or of similar material	125
Articles of hardened rubber (ebonite & vulcanite,) other	104
Articles of unhardened vulcanized rubber other	103
Artificial plastic materials n.e.s.	223
Artists and students colour in tablets bottles, jars & tubes	88
Ashes of mineral origin	77
Ashtrays	221
Asparagus in vinegar	68
Asparagus preserved other than in vinegar	69
Asses	61
Automatic vending machines (stamps cigarettes, chocolate & food).	162

Aviation benzine	79
B	
Bacon & ham	60
Bags, jute other (new)	121
Bags jute other (used)	121
Bags, synthetic fibres news	121
Barely	65
Barium oxide mangesium potassium (sodium & arontium hydroxide & peroxide)	85
Bars, rods, other or iron steel hollow mining drill steel	132
Bars, rods angles shapes & sections of copper	133
Bazaar butter (ghees)	63
Bed covers	121
Bed sheets	121
Beer in bottles of less than 650 cc	73
Beer in bottles of more than 650 cc in bulk	73
Beer in bottles more than 350 but less than 650 cc	73
Bells for churches of iron & steel	147
Belts, leather	192
Binoculars refracting telescopes & other astronomical instruments	199
Biscuits	64
Blankets & travelling rugs of cotton	121

Blankets & travelling rugs of wool	121	Brief cases, of artificial plastic & vulcanised fibre	186	Carbon & other copying paper including dupli- cator stencils & trans- fer paper	190
Blankets & travelling rugs, other	121	Brief cases of leather or composition leather	185	Carbonates (other & per carbonate)	85
Blankets & travelling rugs of wool mixed with synthetic fibres	121	Brief cases, of textile fabric	187	Carbon black	83
Blankets of travelling rugs of synthetic fibres	121	Broom & brush bodies & handles	106	Card board, millboard & straw board in rolls or sheets	107
Blotting pads, binders file covers, albums diaries & book covers	109	Broom & brushes of vege- table (not mounted)	220	Cards for Statistical machine	190
Blow lamps portable forges & other hand tools n.e.s.	139	Brush dental plate	220	Carnival articles christ- mas tree decoration & other articles for	215
Bobbins spools cops similar supports of paper pulp and paper board	110	Brush-mustash & beard	220	Carpets, cotton (woven)	124
Bodies (included cabs) for motor vehicles	177	Brush, paint	220	Carts & trailer wagons & parts (for the collec- tion of refuse)	178
Boiler house plant	147	Buckets, dustbins & similar appliances of iron & steel	141	Cavair (fish eggs)	62
Bolts, nuts washers etc. (bronze or brass)	138	Builders, carpentry & joinery (doors sashes & ready out parts of building	105	Cases for projectors	124
Bolts, rivets cotters & washers (iron & steel)	138	Builders requisites, sanitary ware & parts of coppers	141	Cash-registering machine	190
Bolts, rivets nuts and washers (copper)	138	Building bricks	125	Casks, barrels vats tubs buckets and other prod- ucts & parts	105
Books pamphlets & leaflets printed	209	Building material (panels boards files blocks etc.)	125	Casks boxes, cans, & similar commercial containers of iron & steel	125
Box files, letters trays, storage boxes & similar articles of paper & paper board	109	Bulldozers, angledozers & appliances	155	Cassette potash (potassium hydroxides)	84
Bread	64	Buttons & button blanks	222	Cassette soda (sodium hydrox- ides)	84
		Butter other canned	61	Cement	104
		Butter other fresh	61		
		Calcium carbide	86		
		Caramel other	68		

Ceramic hearth & wall tiles (glazed or unglazed)	126
Chalk	77
Chamagne	73
Chairs & seats & parts	183
Checking & measuring instruments, appliances & machine	201
Cheese	61
Chemical products & preparations other	98
Cheque books (excluding travellers cheque)	210
Chickens	60
Chlorides	84
Chlorine	83
Chocolate	69
Cigars, cheroots & Cigarillos	74
Cigarette paper	109
Cigarettes	74
Cinematograph projectors & sound reproducers, other	199
Cinematograph sound records	199
Cinematograph projectors sound reproducers (for use in a scientific or educational institution)	199
Clothing leather	193
Clock, watch & parts	206
Clothing accessories other n.e.s.	192
Clock and watch glasses	128
Cork for bottles & containers	106
Cotton raw	76
Cotton-wool medicated	89

Cotton yarn containing more than 10% of man-made fibres	111
Cotton yarn, grey or bleached counts over 40 & up to 60	111
Cotton fabrics white dyed or printed, other	113
Cotton waste imported for cleaning purposes	76
Cotton yarn, coloured or mercerized counts over 60	111
Cotton thread (sewing & embroidery)	112
Cotton fabrics grey (unbleached) other	113
Cotton gauze bleached	113
Coloured, silvered or gilded paper in rolls or sheets	107
Complete wooden packing cases, boxes crates, drum & similar packings	105
Corrective spectacle lenses	197
Coffee cleaning machinery	149
Cocoa powder	69
Counting-instruments other (for use in the control of manufacturing operations)	201
Coal, coke or briquettes	79
Cocnut (copra) oil	82
Coffee grading machinery	148
Coffee extracts essences concentrates & similar preparations	69
Coffee ground	69
Colouring matter n.e.s.	87

Combs, hair-slides & the like of plastic material	223
Confectionery	70
Commercial containers, of aluminium	136
Commercial container of glass	129
Conveyor, transmission or elevator belts of leather	98
Cordage	118
Cranes, teleferics pulley-tackle, belt conveyer other n.e.s.	160
Crayon	217
Crucible, cupels ingots mould for recasting metal	127
Curtains	121
Currants	65
Cycle & tricycles (not motorised)	178
D	
Date sealing or numbering stamps & hand printing sets	217
Dates, in packets	65
Dates, inbulk	65
Dextrine starch glues & Other prepared glues n.e.s.	96
Dentifrices dental powder a mouth-washes	91
Diol oil	79
Disinfectants	95
Doors, windows & fittings of iron & steel	134
Domestic washing machines & appliances	169

## D

Domestic refrigerators (electric) & parts	169
Domestic utensils of iron & steel, other	141
Domestic sewing machine & parts (including needles	153
Domestic stoves ranges cookers & similar heating elements (non electric)	141
Domestic & decorative articles of wood n.e.s.	105
Domestic cooking & heating apparatus of copper (non- electric)	141
Drawing marking out mechanical calculating instruments, drafting machines & the like	202
Duplicating, coin-sorting counting & wrapping machine	150
Dyes informs or in packings	88
Dyes hair	92
E	
Earth colours	77
Electrical coffee makers	170
Electro-mechanical domestic appliances	169
Electro mechanical hand tools	174
Electrical line telephonic & telegraphic apparatus	168
Electrical measuring, check- ing analysing or automatic- ally controlling instruments (vehicles)	173
Electric boilers, cookers & ovens & parts	169

Electric carbon	774
Electric charges	165
Electric conduit tubing	166
Electric filament lamps	172
Electric hair dryers	170
Electric generators & appli- ances	164
Electric-iron	170
Electric lamps & fittings (for road motor vehicles)	182
Electric motor	164
Electric organs (other)	202
Electric shavers & hair clippers	170
Electric sound & visual signalling apparatus other	174
Electric starting & ignition equipment for internal combustion engines	173
Electric toasters	170
Electric transformers	164
Electric wind screen wipers, defrosters & lighting equipment (for motor vehicles)	166
Electric wire, cable & bars (insulated)	165
Electricity supply metres	173
Embroidery	112
Envelopes, writing blocks, letter pads & similar paper stationery	109
Extracts, essences & concent- rates tea or mate	71

## F

Fabrics of synthetic fibres not mixed with other fibres crapes	115
Fabrics of synthetic fibres mixed with other fibres other than silk	115
Fabrics of synthetic fibres not mixed with other fibres piles & chenille fabrics	115
Fabrics of synthetic fibres other	115
Fabrics use in industrial machinery	119
Face cream powder rouges nail varnish	91
Fair ground amusements n.e.s.	215
Fertilizers	94
Filing cabinet (metal)	216
Filing rack (metal)	216
Filter blocks slabs & plates of paper-pulp	108
Flint lighter	97
Fire extinguishers	162
Fire works	94
Fish, fresh chilled or frozen	62
Fittings for doors, windows & staircases of base metal	163
Flags of textile materials	120
Fixed vegetable oils, other	82
Floor covering prepared on a base of paper or paper- board	103

Floor covering similar to linoleum (on a textile base)	123	Garage and other jacks & lifting apparatus	159	Glass ware (used for table kitchen toilet & in door decoration)	129
Flour of wheat	63	Grain elevators	160	Glass envelopes for electric lamp, valve, etc.	128
Flour of other cereals	63	Gramophone records	207	Glass rode tubes & waste	128
Fluorescent light bulbs, tubes & other electric lamps n.e.s.	172	Grain of wheat or meslin, whole rolled flaked, or ground	63	Goldsmith wares	218
Flower artificial	223	Grain of other cereals germ of other cereals whole rolled flaked or ground	63	Quillotines (paper-cutters) for use in shops & offices	153
Footwear	196	Gramophones, & records players	206	Hair, oil cream shampoo & tonic	92
Fork lift trucks (used for moving & lifting goods within a factory or plant)	160	Grinding & polishing stones (for use directly in the hand)	126	Hair-pins & curling pins, of iron & steel	144
Fountain pen nibs	217	Grinding & polishing wheels & stones for hand pedal or power operated machines	126	Hair (human) dressed or worked & wigs (false hair beard)	223
Frames, mountings & parts for spectacles	198	Gas-operated welding, brazing or surface temper- ing appliances	151	Hand bags of leather or composition leather	185
Frames with locks for hand bags trunks or the like & parts there-of base metal	143	Gas generators other	156	Hand bags of artificial plastic or vulcanised fibre	185
Fresh fruit n.e.s.	65	Gas cylinders (of iron & steel)	136	Hand bags of textile fabrics	186
Fruit jellies	66	Gas mantles	119	Handkerchiefs	191
Fruit, peel & parts of plants preserved by sugar	65	Caskets & similar joints, other	163	Handles for cutlery (of base metal)	141
Fruit preserved by freezing not containing added sugar	66	Gas natural	81	Hand tools	138
Fruit & nuts prepared or preserved n.e.s.	66	Gas oil naphtha	79	Haricot beans, dried	67
Furane burners, mechanical stockers, ash dischargers & similar appliances	157	Gasess cooking other	81	Harvesting & threshing straw & fodder presses hay or grass mowers & other winnowing machinery	149
Furniture & parts	184	Gas or liquid meters, other	201	Hardened rubber in bulk, plat- es sheets, strips rods & powder of hardened rubber	100
G		Gloves	192	Hat bodies of wool felt & furfelt	119
Garage & filling station pumps (for delivering measuring jet release products)	158	Glass fibres	128		
Garage machinery & mecha- nical appliances n.e.s.	162	Glass for sun-glasses (non- corrective)	128		

## H

Headgear	195
Heat-insulating bricks, blocks files & other	125
Hearing aids	223
Helmet military & miners & other headgears n.e.s.	196
Hooks, buckles clasps & zip-fasteners, of base metal	144
Household ware of other ceramic materials	130
Hop cones & lupulin	67
Hurricane lamps	182
Hydrogen peroxide	86
Hydrochloric acid	83
Hydrocarbon acetylenes gases in cylinder, ethylens & other	82
Hydrogenated oils & fats	82
Hydrometers, barometers hygrometers & similar instruments	203
Hygienic & pharmaceutical articles of unhardened rubbers	103
I	
Incubators	150
Incense	91
Infant food	64
Industrial & laboratory electric furnaces ovens & electric welding, brazing soldering & cutting apparatus	174
Industrial sewing machines & parts (including needles)	153

Inner garments cotton (men's boys)	190
Inner garments other fibres (women's girls & infants)	190
Inner garments (women's girls & infants)	190
Inner garments synthetic fibres (women's girls & infants)	190
Inner garments other synth- etic fibres (men's boys)	190
Inner tubes & flaps for cycles & triocycles	102
Inner tubes & flaps for mechanically propelled vehicles	102
Inner tubes & flaps, other	103
Ingot of iron & steel (imported for further processing)	130
Ingot moulding & casting machine	151
Image projectors (for use in educational institution)	200
Ink-pads	218
Ink-other than printing & stencil	217
Inorganic chemical product n.e.s.	86
Iron & steel wool including gloves of iron & steel	142
Iron & steel drums	135
Iron & steel wire (for fencing)	137

Iron & steel wire other	132
Iron & steel wire (for further manufacture or processing)	132
Insecticides & fungicides	93
Instruments for the control of manufacturing operations	203
Instruments other than mechan- ical control of manufacturing operations	204
Instruments & appliances for measuring checkings or controlling the flow depth pressure or other variable of liquids or gases	203
Instruments & apparatus or models (for demonstration purpose)	202
Insulators & fittings, (for electrical machines & appliances)	164
Invalid food	64
Invalid carriages fitted with means of mechanical propulsion (motorized or not)	214
J	
Jacks for use as accessories with road motor vehicles	139
Jams & nutwalnuts	63
Jewellery	212
Jute fabrics (bessian cloth)	114
Jute raw	74
K	
Kerosene other than jet fuel	79
Kerosene jet fuel	79

Kitchen & house hold linen n.e.s.	122	Liquid fuel for mechanical lighters	221	Machine tools for making wood cork, bone, hard artificial plastic materials & appliances	160
Knives	140	Liquid soap	93	Machinery other excavating, leveling & extracting	155
Knife blades	140	Live bulbs, tubers & the like	78	Machinery brewing & appliances	154
Knives & cutting blades for mechanical tools	139	Locks & keys	142	Machines for weighing & checking	161
Krafts paper & krafts paper board	107	Lorries truck & pick-ups	177	Machinery & mechanical applian- ces for soap industry	162
L		Lubricating greases	80	Macaroni spaghetti, noodles Vermicelli & similar products	64
Laboratory & scientific glass ware	129	Lubricating oils for aviations	80	Maize	63
Labels (paper & paper board)	210	M		Malt (incl, malt, flour)	64
Land rovers, jeeps & similar vehicles	176	Machine tools for making metals & accessories	151	Man made fibres	76
Heels	99	machines tools for making stone ceramic cements & similar materials	160	Maps & similar charts of all kinds	206
Lead, unwrought	134	Machinery for cellulose pulp paper & paper board & appliances	153	Margarine	71
Lead, bars, rods, shapes, plates, sheets, tubes pipes, powder, & flasks etc.	134	Machinery for food processing & appliances	155	Marble stone	77
Lead pencils	217	Machinery for boring, drilling n.e.s. & appliances	155	Meat & edible offals n.e.s.	60
Lemonades & flavoured water	72	Machinery glass making & lottery machines & other n.e.s.	156	Meat extracts & juices	60
Lenses & optical elements (for use in cameras) pro- jectors & other photograph apparatus)	197	Machinery for mixing, separat- ing washing earth, oils solid minerals forming foundry mould of sand & others	156	Mechanical lighters	221
Lenses; prism mirrors & optical elements other	198	Machinery, shoemaking tanning working hides or leather	152	Mechanical appliances, for testing physical propert- ies of industrial materi- als	202
Lifting mobile & handling loading apparatus	159	Machinery types setting & parts	154	Medals	218
Line fishing rods, tackle of artificial plastic materials	215	Machinery for milling grain & appliances	154	Medical, dental & veteri- nary instruments & appliances	201
Linolesum (on a textile base)	123	Machinery sugar making & appliances	154	Medicaments (incl. veteri- nary medicaments)	89
Liqueurs & cordials of an alcoholic strength not exceeding 50% by volume	74	Machinery for mineral crushing & sorting	156		

## M

Metals name plates & singnplates etc.	145	Newsprint paper in rolls or sheets	106	Other transmission conveyor or elevator belting	242
Mercury	83	Nitric acid	83	plastic	242
Metal water filter	159	Nitrites & nitrates	85	Other dairy machinery	143
Metalised yarn for use in the textile industry	112	Nitrogenous fertilizer, & fertilizers materials	94	Other salt cones	77
Metal polishing pastes & powders	93	Nitrous oxide (gas) & acid inorganic other	84	Other engines & motors	142
Microbuses & Ominibuses	176	Non-domestic apparatus for treating materials with heat or cold	157	Other electrical apparatus for making & breaking electrical circuits	145
Microphone, loud speakers & amplifiers	168	Non-domestic refrigerators & appliances	157	Other printing & writing paper in rolls or sheets	106
Microscope of all kinds	199	Oats	63	Other cork manufacturers n.e.c.	106
Milk & cream canned	61	Offices equipment of base metal	216	Other food preparations n.e.c.	72
Milk & cream fresh	61	Old clothing	76	Other wine of fresh grapes flavoured with aromatic extracts	72
Milk & cream powder or blocks	61	Outer garments synthetic fibres (knitted)	195	Other machinery for cleaning bottles cans & wrapping machinery	141
Milk & cream condensed	61	Outer garments cotton (knitted)	189	Other mechanical appliances for spraying pastes or liquids & blasting machines	142
Milk & cream evaporated	60	Outer garments other, woollen	189	Other sparkling wines	73
Mining, blasting & safety fuses	94	Outer garments other cotton men's & boys	187	Other narrow fabrics	117
Miscellaneous articles	224	Outer garments woollen (knitted)	195	Organic chemicals for industry	83
Modelling pastes dental waxes & dental impression compounds	97	Outer garments, other synthetic fibres	188	Old news paper & periodicals	73
Monumental or building stone (worked)	125	Outer tyres for aircrafts	101	Olive oil	84
Motor cycles	178	Outer tyres for cycles & triicycles	100	Oxygen (in cylinders)	83
Moulding boxes for metal foundry	163	Outer tyres for lorries & trucks	101	Paper-clips	246
N		Outer tyres for motor passenger vehicles light delivery vans & motor cycles	101	paper staples	246
Nails & tacks	137			Paper-cutting machines	133
Naphatalene	82			Paper pulp	73
Natural graphite	77				
Natural sponges	78				
Natural honey	68				
Natural yeasts & baking powders	71				
News papers, journals & periodicals	210				

Parts & accessories for umbrellas & sunshades	222	Photographic & cinematographic apparatus & equipment n.e.s. (of artificial plastic materials)	200	Plates sheets other, of iron & steel	131
Parts & accessories for road tractors	177	Photographic & flash-light chemical materials	204	Plates & sheets of iron & steel (for further processing into C.G.I. sheets)	131
Parts & accessories for road motor vehicles	180	Photographic flash bulbs	172	Plants, seeds, flowers & parts of plants	78
Parts & accessories for knitting machines	152	Picture post cards & other greeting cards	210	piston engines	147
Parts & accessories for office machine n.e.s.	151	picture books & painting books for children	209	Prepared driers	88
Parts of railway, tramway & locomotives	175	pickling preparation for metal surfaces, fluxes & other auxiliary preparation for soldering, brazing or welding	97	Prepared pigments, opacifiers enamels, glazes, lustres & all paints	88
Parts & accessories for fire engines & fire escapes	178	Pipe tobacco	221	Prepared glues	94
Parts & accessories for machine tools	161	Plastic materials in the form of emulsions	94	Printing ink	87
Passengers motor vehicles (where the net weight not exceeding 1000 Kgs)	176	Plastic materials regene- rated cellulose & arti- ficial resins other	95	Primary cells & batteries	171
Passengers motor vehicle (net weight exceeding 1000 Kgs.)	175	Plates, sheet, strip & granules of unvulcanised natural of synthetic rubber	100	Propellant powders & other prepared explosives	94
Pena-ball point	216	Plastic tiles & mosaics, for building purpose	212	Polishes & creams for footwear	93
Perfumery	91	Plastic rain coats & capes	212	Postage stamps unused, bond certificate, lottery tickets, & other	210
Perfumed wood	91	Plates, strip, rods, angles & section (prepared for use in structure of iron & steel)	135	Postal parcels not classi- fied according to kind	224
Petroleum jelly	80	Playing cards	214	Powder-puffs & pads, for applying cosmetics, of any materials	222
Petroleum crude for further refining	79	Plans & drawings (for industrial, architectural engineering & commercial)	210	Porcelain or China house hold ware	130
Fine apple	65			Pumps for liquids	157
Photographs enlargements & reproduction	211			Pure woollen fabrics, other than pile & chenille fabrics	114
Photographic cameras & flash light apparatus	199			Pure woollen pile & chenille fabrics	114

Putty & glaziers fillings	88	Rubber soles & heels	99	Smoking pipes, pipe bowls & parts of smoking pipes	221
Purses & wallets	186	Rubberised textile fabrics other than knitted	118	Smoked-salmon	62
R					
Radio	167	Ruled or squared paper & paper board in rolls or sheets	108	Spares & accessories for motor cycles	179
Radio gramophone	167	S			
Radio spare parts	167	Saddlery & other harness makers goods of artificial plastic materials	97	Spares & accessories for cycles & tricycles	179
Rails & rail truck construction materials	175	Safes, strong boxes & fittings of base metal	144	Sporting & outdoor games apparatus accessories & requisites	215
Rain-coats, rubber	196	Scissors & their blades	140	Sprayers for destruction of pests in animals & plants	191
Raisins	65	Screw, bolts & screw rings (iron & steel)	137	Spoons, forks & similar table or kitchen-ware	141
Railway & tramway goods vans goods wagons & trucks	175	Scrapers, levellers & similar road making machinery n.e.s.	155	Studs, cufflink & presfast- eners of artificial plastic	222
Razors & razor blades	140	Scarves	191	Street spraying lorries & similar vehicles	177
Register, exercise books, note books & the like	109	Soent & similar sprays of a kind used for toilet purposes	223	Stranded wire cable, cordage & rope (of iron & steel)	196
Reservoir, tank & vats	135	Showcards, posters, picture books & other printed matters for advertising	211	Stranded wire cable cordage & rope (of bronze brass or other copper alloys)	196
Rear-view mirrors (for use in road motor vehicles	128	Silver smith-ware	218	Socks & stocking	193
Refractory cements & mortars	125	Silicates	85	Stoppers, crown corks, bottle caps, seals & plugs, of base metal	145
Refractory bricks, blocks, tiles & heat insulating goods	125	Shirts, other fibres	188	Stencil & Cyclostyle ink	217
Ribbons for type writers	217	Shirts synthetic fibres	187	Steam engines other	148
Rice	62	Shirts, cotton (men's boys)	187	Statistical machines	190
Roofing tiles chimney pots & other constructional ceramic ware	125	Ships, boats & other vessels for breaking up & accessar- ies	188	Stationery supplies n.e.s.	218
Road tractors	177	Shawls	191	Starokes & similar houses sold in packets, tins or other retail packages	94

Starches & inulin, in bulk other	96	Tarpauline canvas	120	Thermometers, clinical	203
Slide fasteners of artifi- cial plastic material	272	Tea & mate	70	Thread, waxed (for manufacture of foot wear)	118
Slide fasteners & parts, other	222	Television broad cast receivers	166	Ties & cravates	191
Soldering & welding rods	145	Television cameras & transmission apparatus	168	Time of day recording apparatus with clock or watch movements	206
Sculptures & statuary of any material	218	Tents canvas	120	Tobacco extract & essences	75
Soups & broths other	71	Terpenic by products of essential oils, other	90	Tobacco, unmanufactured	75
Soups & broths containing meat	71	Terpenic by products of essential oils, for use in the manufacture of wines spirits & liquors or in the manufacture of perfumery	90	Toilet papers	110
Soups	97	Textile fabrics coated with wax	118	Toilet preparations, other	92
Sodium carbonate (Soda ash)	85	Textile transmission conveyor or elevator belts or belting	119	Tomato juice	66
Sulphuric acid	83	Textile hose piping, other	119	Tools for working in the hand of self-contained non-electric motor	160
Surveying, hydrographic navigation, geophysical instruments & magnetic compasses etc. other	6	Textile hose-piping (for use with fire-fighting equipment)	119	Torches flash lighter & other portable electric lamps	183
Synthetic tanning materials	87	Textile weaving knitting & yarn tulles & embroidery making machines	151	Towels	121
Synthetic organic dyestuffs & natural indigo	86	Textile bleaching, laundry dyeing wrapping & other machines n.e.s.	154	Toys, wheeled for riding (for children)	214
Syrups & molasses flavoured or coloured	69	Textile spinning twisting & reeling machine	151	Toys other n.e.s.	214
T		Thermometers and similar instruments (for use in road motor vehicles	203	Traps, of iron & steel	146
Table cloth	122			Transmission shafts, bearings housing, gears fly wheels etc. for use in road motor vehicles	163
Table Salt	77			Trunks of artificial plastic & vulcanised fibre	185
Tailors Summits & other lay figure (of plastic material)	223			Travel cases of leather or composition leather	185
Tannic acid & derivatives	87			Transformer oils	80
Tanning extracts of vegetables Origin	86				
Tapes & wires	207				
Tap or wire recorders	206				

Transmission Conveyory & Elevator belts of rubber other	103
Transmission belts of tubber, for use in road motor vehicles	103
Trimnings, tapes etc. not elastic	117
Tubes, pipes hollow bars & fittings of bronze of bars & of other copper alloys	133
Tubes, pipes, hollow bars & fittings of nickel	133
Tubes-pipes & fittings of iron & steel	132
Typewriters	150
Tyre, plastic or rubber- making machines	163

## U

Umbrellas & sunshades	222
Universal plates of iron & steel	131
Unvulcanised natural synthe- tic rubber, other	100

## V

Vacuum flasks & vacuum vessels	224
Varnishes, liqoueurs distempers & stamping foils	88
Vegetable products of a kind used as animal food	67
Vermouth	72
Vitamines	88
Vulcanised rubber thread cord plates sheets & tubing of unhardened vulcanised rubber	100

Wadding	119
Wadding-gauze bandages & similar impregnated or coated with pharmaceutical substance	89
Water including spa water & aerated water, ice & snow minerals	72
Water, telephone or tele- graph supply metres	201
Watches decorated with jewels pearls or semi- precious stones	205
Watches, other pocket wrist etc.	205
Wall-paper & linocrusta, window transparencies of paper	108
Wash-basins & similar sanitary fittings, of ceramic materials	181
Wash-basins & similar sanitary fittings, of iron & steel	182
Walking sticks	222
Watch straps (not including metal)	192
Wrapping paper & paper board in rolls or sheets	107
Wheat	62
Whisky	74
Weed-killer anti-sprouting products & rat poison put up for sale by retailers	95
Wire products other	137
Wire gauze netting (iron & steel)	137

Wire gauze netting (copper)	137
Woven labels badges etc.	117
Wood tar, wood furniture wood creosote, wood naphtha acetone oil	97
Wooden tool handles	104
Wooden tools, tool handles & boot & shoe lasts	104
Wooden picture frames photograph & mirror frames	105
X	
X-ray film & plates	204
X-ray apparatus & other treatment equipment	171

## Y

Yarn of man-made fibres for use in the textile industry	112
Yarn of man-made fibres other	111
Z	
Zinc, bare rods, shapes, sheets wire powder & flakes	134

