

# **Atlas of Gender and Health Indicators**

**Data from the 2011 Ethiopia Demographic  
and Health Survey**

This report summarises gender and health-related findings from the 2011 Ethiopia Demographic and Health Survey (EDHS), which was carried out under the aegis of the Ministry of Health (MOH) and was implemented by the Central Statistical Agency (CSA). The testing of the blood samples for HIV status was handled by the Ethiopian Health and Nutrition Research Institute (EHNRI). ICF International provided technical assistance as well as funding for the project through the MEASURE DHS project, a USAID-funded project providing support and technical assistance in the implementation of population and health surveys in countries worldwide. Funding for the EDHS was provided by the government of Ethiopia and various international donor organizations and governments: the United States Agency for International Development (USAID), the HIV/AIDS Prevention and Control Office (HAPCO), the United Nations Population Fund (UNFPA), the United Nations Children's Fund (UNICEF), the United Kingdom Department for International Development (DFID), and the United States Centers for Disease Control and Prevention (CDC). The opinions expressed in this report are those of the authors and do not necessarily reflect the views of donor organisations.

Additional information about the survey may be obtained from the Central Statistical Agency (CSA), P.O. Box 1143, Addis Ababa, Ethiopia; Telephone: (251) 111 55 30 11/111 15 78 41; Fax: (251) 111 55 03 34; E-mail: [csa@ethiopia.gov.et](mailto:csa@ethiopia.gov.et)

Additional information about the DHS programme may be obtained from MEASURE DHS, ICF International, 1785 Beltsville Drive, Suite 300, Calverton, MD 20705, U.S.A. Telephone: 1.301.572.0200; Fax: 1.301.572.0999; E-mail: [measuredhs@measuredhs.com](mailto:measuredhs@measuredhs.com).

Recommended citation:

ICF International. 2012. *Atlas of Gender and Health Indicators: Data from the 2011 Ethiopia Demographic and Health Survey*. Calverton, Maryland, USA: ICF International.

Cover photos courtesy of Photoshare. Left to right: © 2003 Ed Scholl, © 2004 Ian Oliver, © 2001 Hugh Rigby.

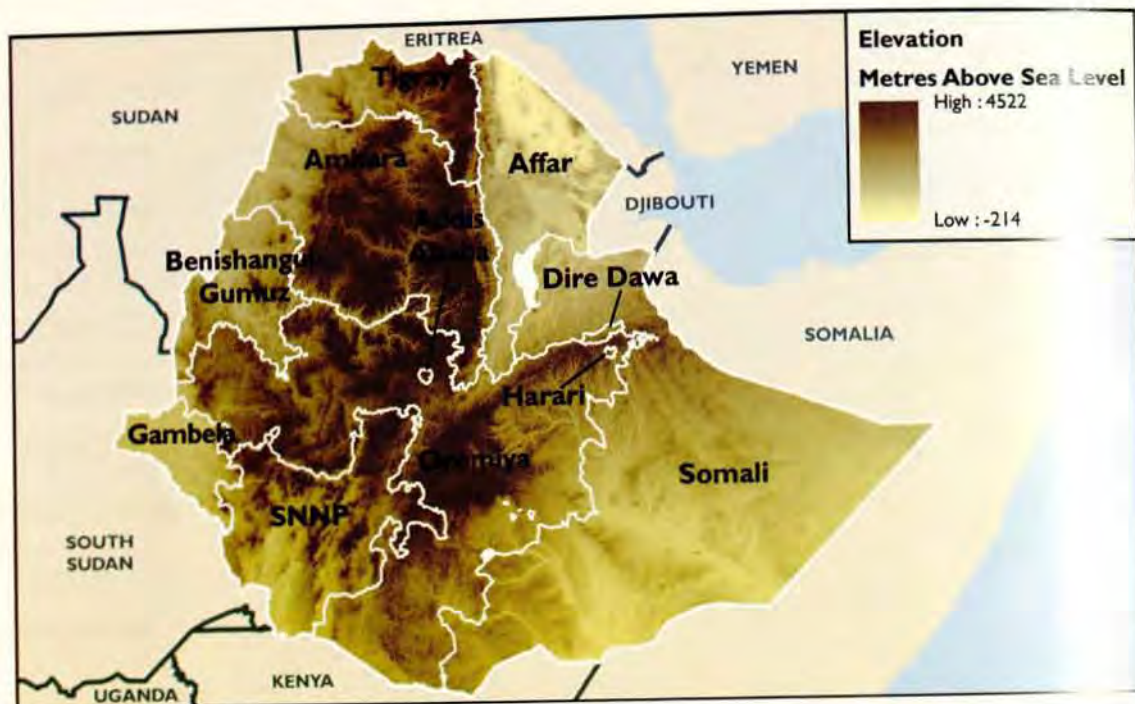


# Contents

Ethiopia DHS 2011 Regions .....	2
Employment Status .....	3
Occupation .....	4
Literacy .....	5
Educational Attainment .....	6
Exposure to Mass Media .....	7
Desire to Limit Childbearing .....	8
Polygyny .....	9
Attitudes Towards Wife Beating .....	10
Ownership of Assets .....	11
Wealth .....	12
Household Headship in the Lowest Wealth Quintile .....	13
Nutritional Status .....	14
Anaemia .....	15
Stunting .....	16
Wasting .....	17
Underweight .....	18
Comprehensive Knowledge about AIDS .....	19
HIV Prevalence .....	20
Exposure to Community Conversion Programme on HIV .....	21

# Ethiopia DHS 2011 Regions

Elevation in meters above sea level



The 2011 Ethiopia Demographic and Health Survey (EDHS) collected data from 16,515 women age 15–49 and 14,110 men age 15–59 in every region of the country. The survey sample design for the 2011 EDHS ensures that the data collected are representative at the national level, for Ethiopia’s urban and rural areas, and for each of the 11 regions.

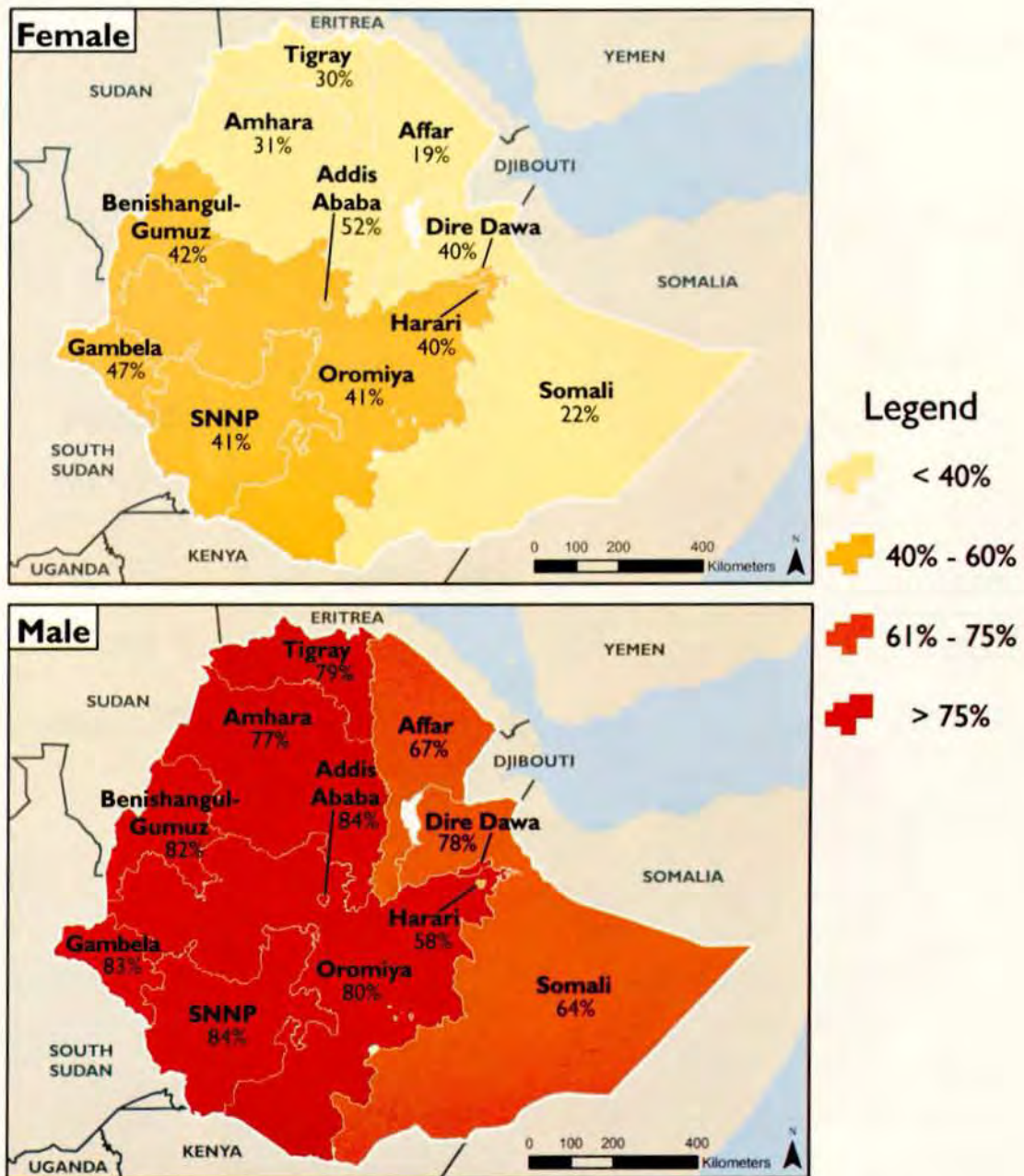
Gender equality and women’s empowerment are essential to the health of nations as well as social and economic development. The promotion of gender equality and women’s empowerment is one of the eight Millennium Development Goals, which underscores the importance of women as essential to international development efforts.

Comparing women and men on several key indicators—like educational attainment, literacy, and access to mass media—allows for assessment of gender equality in Ethiopia. Examining fertility, nutritional status, and attitudes towards wifebeating provides a picture of the status of women and girls. The maps provided in this atlas are intended to easily communicate regional differences in these key indicators of women’s status. Through maps, patterns emerge, outliers are immediately obvious, which should inform ongoing programs in Ethiopia that seek to improve the wellbeing of all Ethiopian women.

The 2007 Population and Housing Census conducted by the Central Statistical Agency (CSA) provided the sampling frame for the 2011 EDHS. The sampling frame excluded some special EAs with disputed boundaries which represent 0.1% of the total population. In this atlas these special EAs are shaded in white. The map of Ethiopia and its regional boundaries were provided by CSA. Boundaries in the map don’t have any official regional or federal endorsements.

# Employment Status

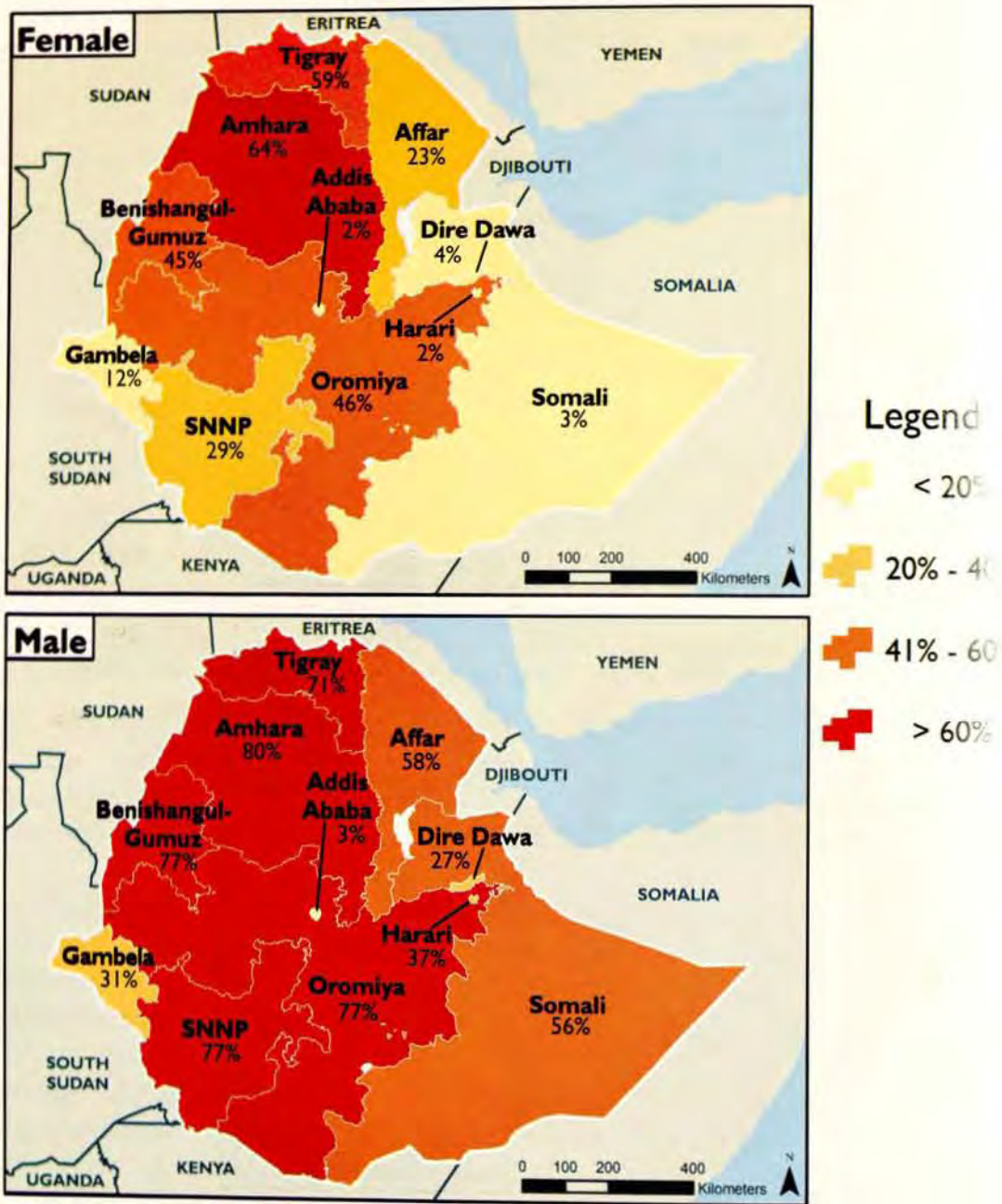
Percentage of women and men age 15-49 employed in the seven days before the survey



Men are more than twice as likely as women to be currently employed (80% versus 38%). Current employment is defined as having worked in the seven days before the survey. Women living in the Affar (19%) and Somali (22%) regions are least likely to be currently employed, compared to Addis Ababa, where over half (52%) of women are currently employed. Among men, employment is lowest in the Harari (58%) and Somali (64%) regions and highest in Addis Ababa and SNNP (84%, each).

# Occupation

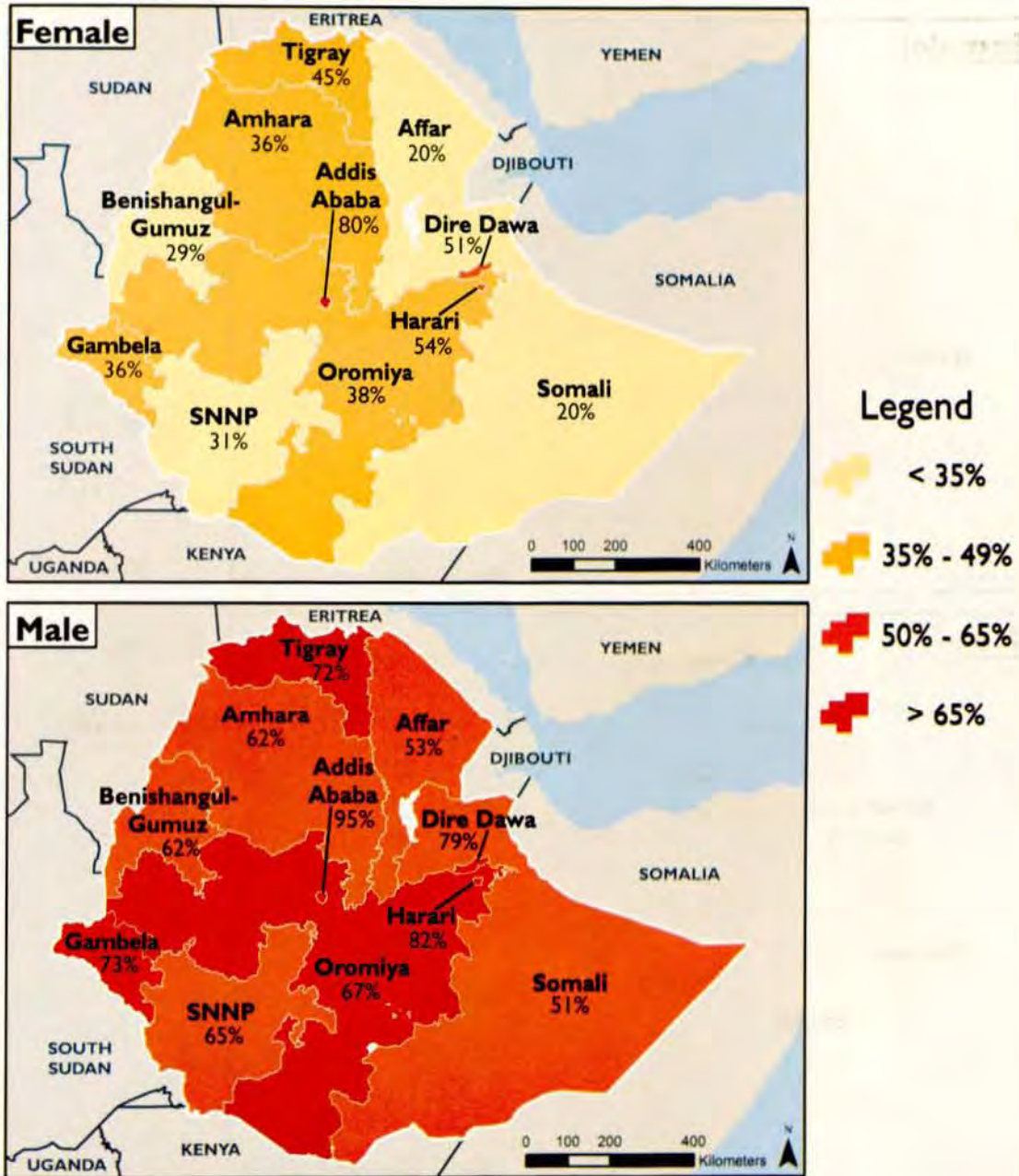
Percentage of women and men age 15-49 employed in agriculture in the 12 months before the survey



Nearly half (46%) of working women and 73% of working men are employed in agricultural occupations. In Ethiopia, agriculture is the most common source of employment for both men and women; however, one-third of working women are employed in sales and service occupations. Less than 5% of working women in Addis Ababa, Harari, Somali and Dire Dawa are employed in the agricultural sector, while agriculture is the predominant source of employment for women in the Amhara (64%) and Tigray (59%) regions. Just 3% of men in Addis Ababa are employed in the agricultural sector, while 80% of working men living in the Amhara region are employed in an agricultural occupation.

# Literacy

Percentage of women and men age 15-49 who are literate

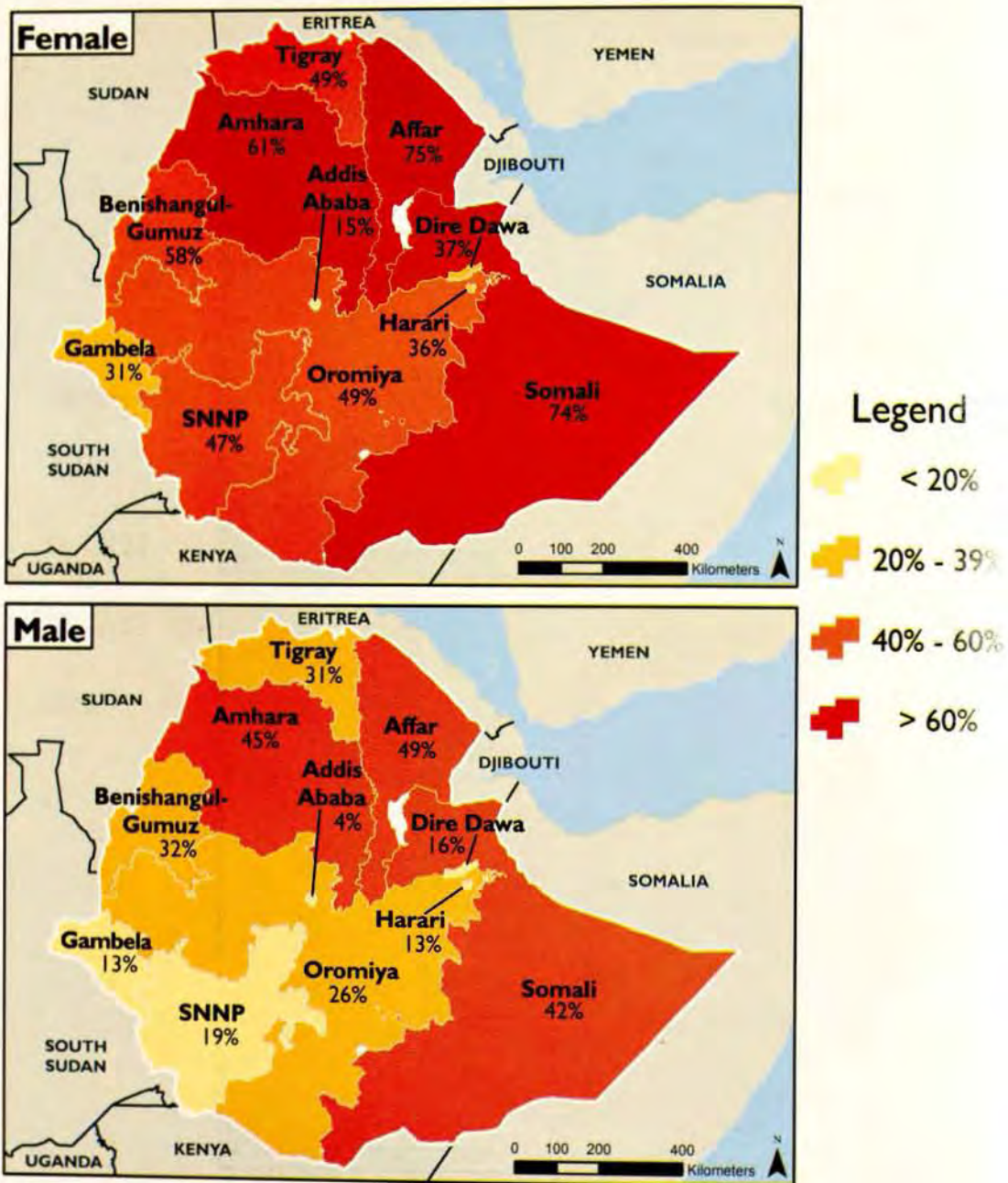


The ability to read and write gives individuals increased opportunities in life. In the EDHS literacy is defined as being able to read all or part of a sentence. Those who had never been to school and those who had not completed primary level education were asked to read sentences in the language they were mostly likely able to read. Those who had attended secondary school or higher education were assumed to be literate.

More men than women are literate in Ethiopia (67% and 38%, respectively). Women and men living in the Somali and Affar regions are least likely to be literate. Literacy is highest among women and men living in Addis Ababa and Harari.

# Educational Attainment

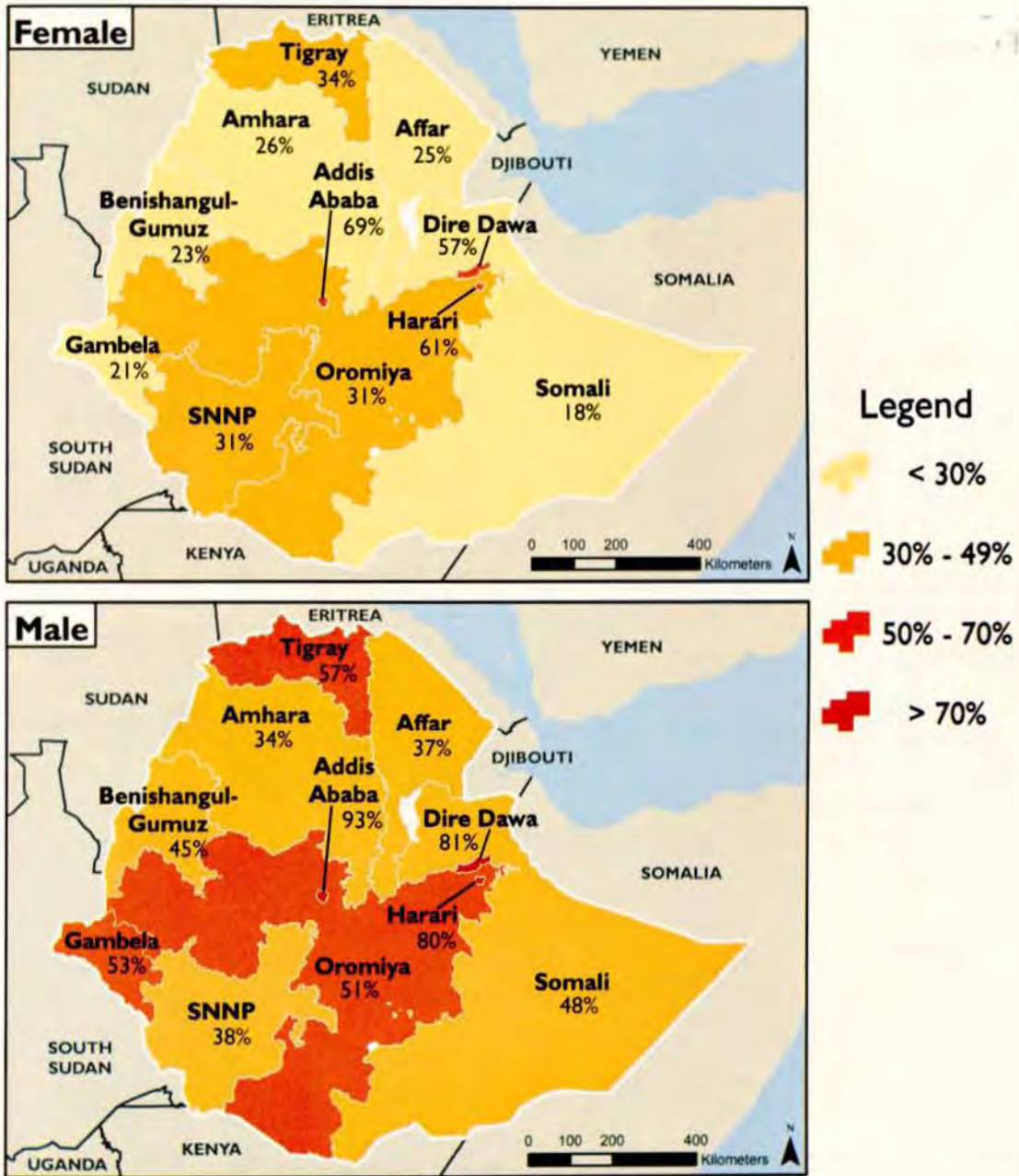
Percentage of women and men age 15-49 with no formal education



More education is associated with better health of women and children, as well as better reproductive health behaviour among women and men. Over half (51%) of Ethiopian women have never been to school, compared to 30% of men. Just 11% of women and 18% of men have secondary or higher education. Fifteen percent of women in Addis Ababa have no formal education, compared to three-quarters of women in Affar (75%) and Somali (74%). Among men, just 4% of men in Addis Ababa have no formal education, compared to 49% of men in Affar and 45% of men in Amhara.

# Exposure to Mass Media

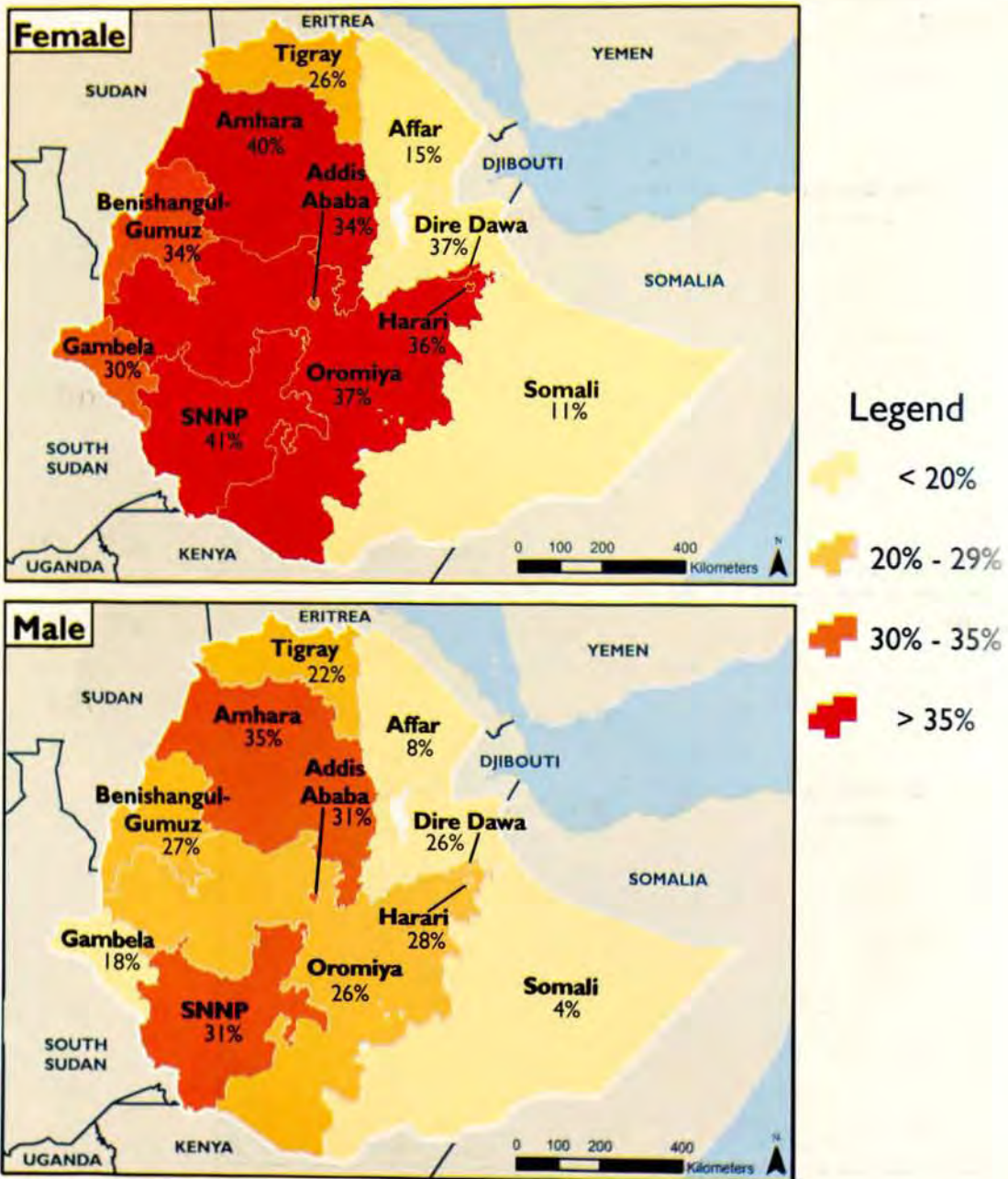
Percentage of women and men age 15-49 who are exposed to newspapers, television, or radio on a weekly basis



Access to information is essential to increasing people’s knowledge and awareness of local and national events, as well as access to potentially life-saving information on health and family planning issues. About one-third (32%) of women and 47% of men access one or more forms of mass media on a weekly basis. Women’s weekly exposure to newspapers, television, or radio ranges from a low of 18% in the Somali region to a high of 69% in Addis Ababa. Men living in the Amhara region are least likely to be exposed to mass media on a weekly basis (34%), while men living in Addis Ababa report the highest weekly exposure to mass media (93%).

# Desire to Limit Childbearing

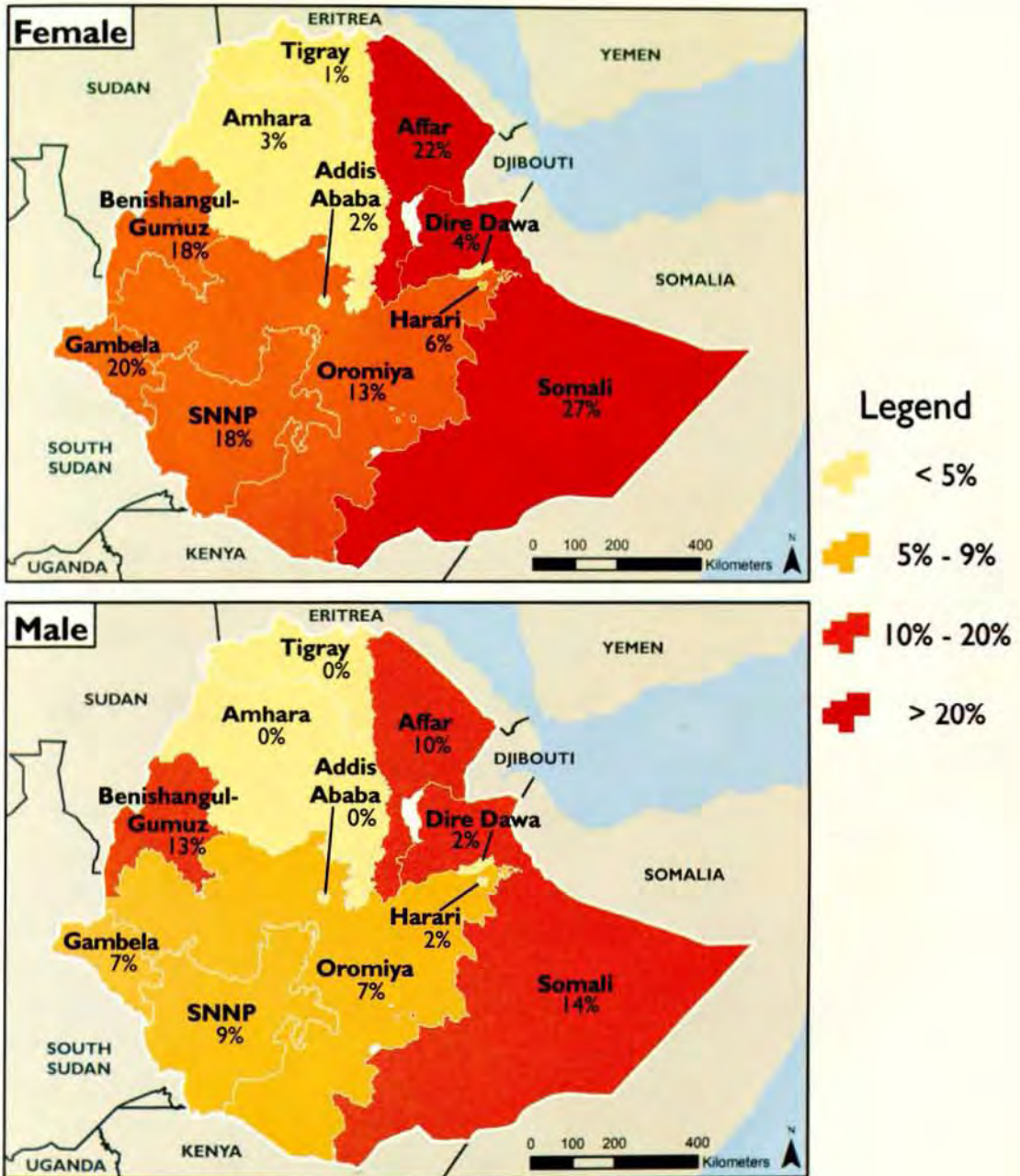
Percentage of currently married women and men age 15-49 who want no more children



On average, married men want more children than married women—5.9 children for men, compared to 4.9 children for women. Nationwide, more women want to limit childbearing than men; 37% of married women and 29% of married men age 15-49 report that they want no more children. This differential is greatest in the Dire Dawa and Gambela regions. In Dire Dawa, 37% of women want no more children, compared to 26% of men. In Gambela, 30% of women want no more children, compared to 18% of men. Among both women and men, the desire to limit childbearing is lowest in the Affar and Somali regions. The Amhara region has the largest proportion of men who want no more children (35%), while the SNNP region has the largest proportion of women who want no more children (41%).

# Polygyny

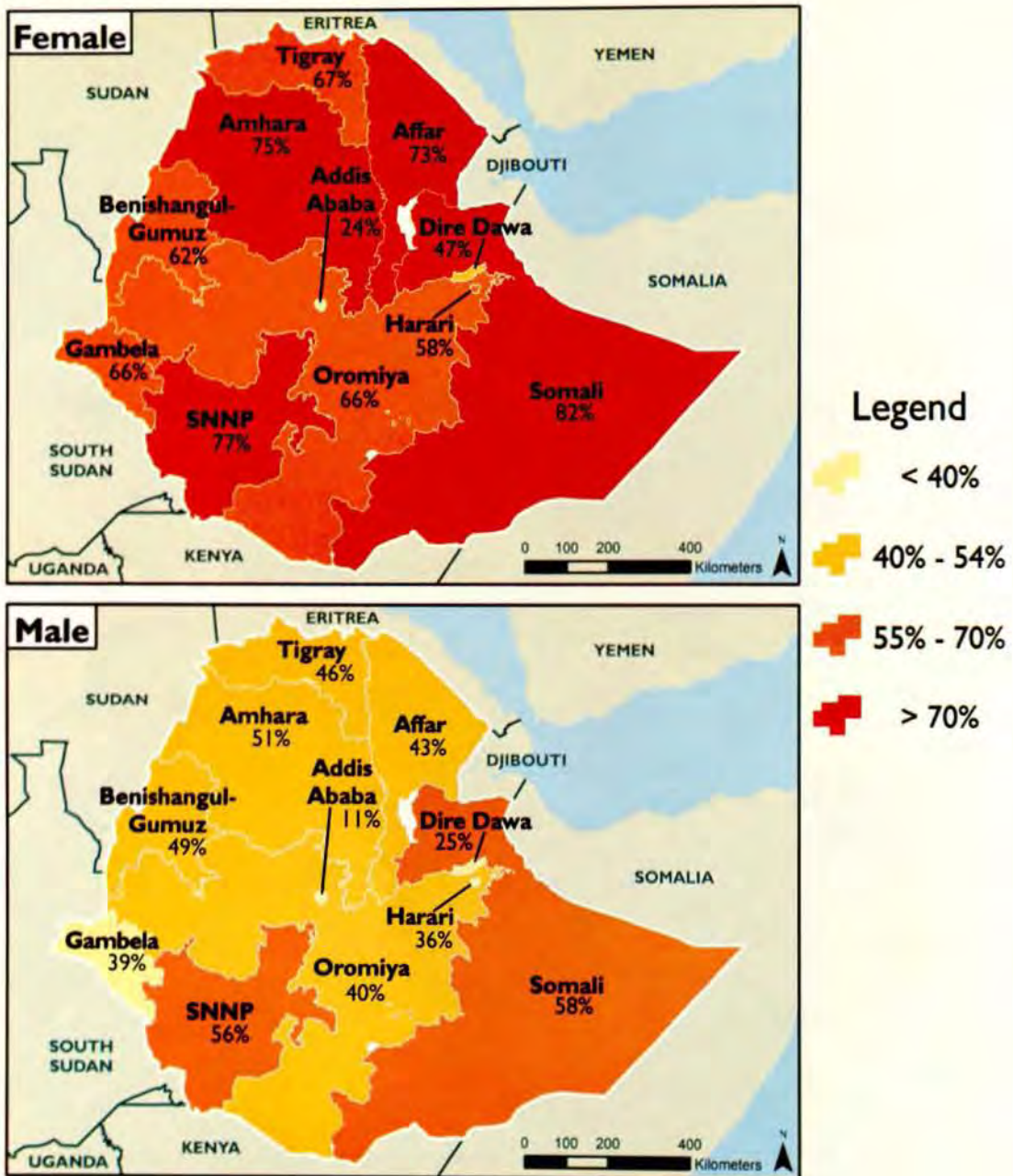
Percentage of currently married women age 15-49 with one or more co-wives and currently married men age 15-49 with more than one wife



Polygyny is the practice of having more than one wife. In Ethiopia, 1 in 9 married women report having co-wives and 5% of married men say they have two or more wives. Just 1% of women in the Tigray region have a co-wife, compared to 27% of women living in the Somali region. Among men, polygyny is lowest in Tigray, Amhara, and Addis Ababa where no men reported having more than one wife, while polygyny is highest in the Somali region (14%).

# Attitudes Toward Wife Beating

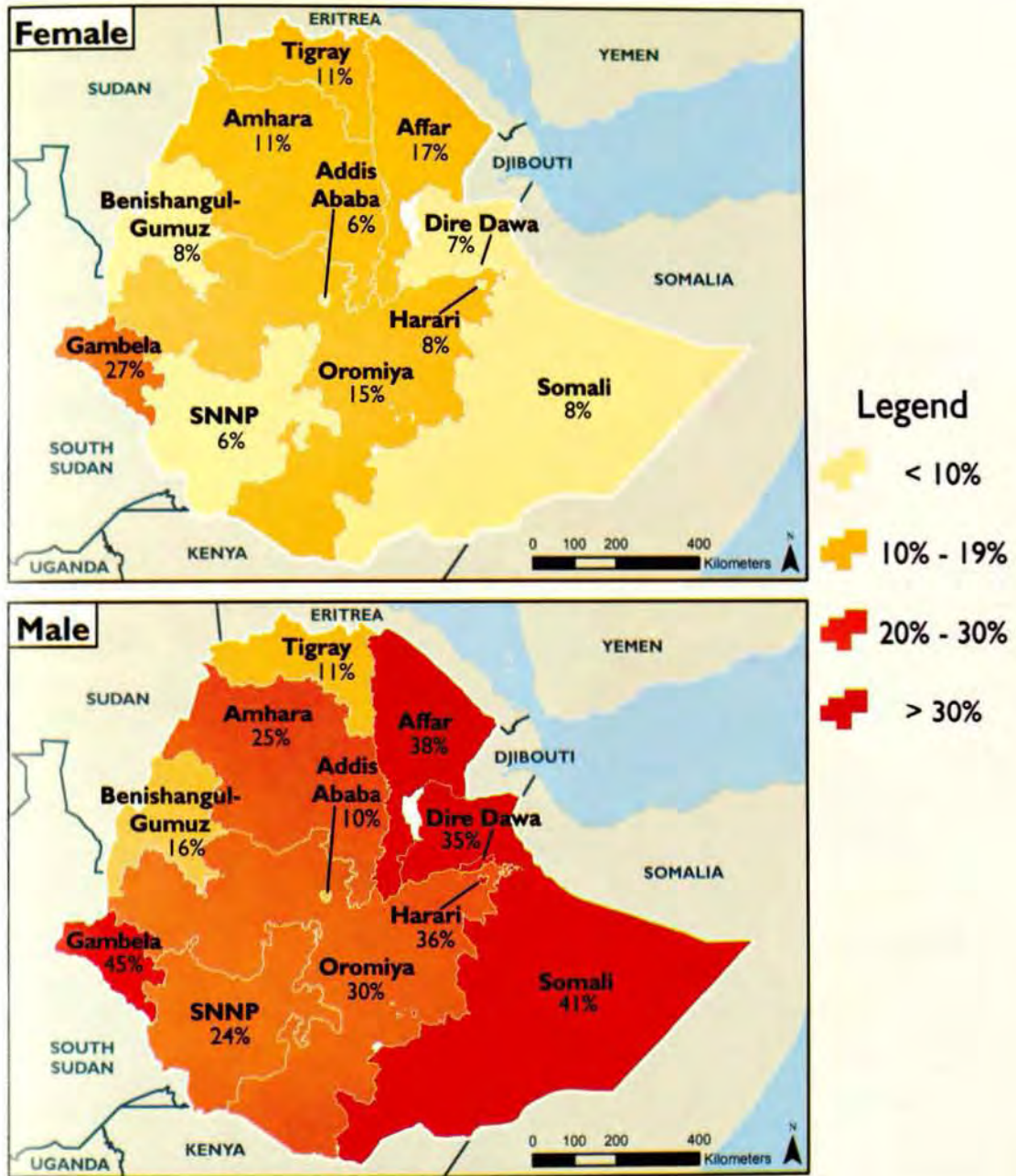
Percentage of women and men age 15-49 who agree that wife beating is justified for at least one specified reason



Violence against women has serious consequences for their mental and physical well-being, including their reproductive and sexual health. Acceptance of domestic violence signifies the lower status of women. The EDHS asked female and male respondents if they think a husband is justified in beating his wife under a series of circumstances: wife burns the food; wife argues with him; wife goes out without telling him; wife neglects the children; and wife refuses to have sex with him. More than two-thirds (68%) of women and 45% of men think that a husband is justified in beating his wife for at least one of the five specified reasons. The difference in women's and men's attitudes towards wife beating is greatest in the Affar region where 73% of women agree with at least one reason, compared to 43% of men.

# Ownership of Assets

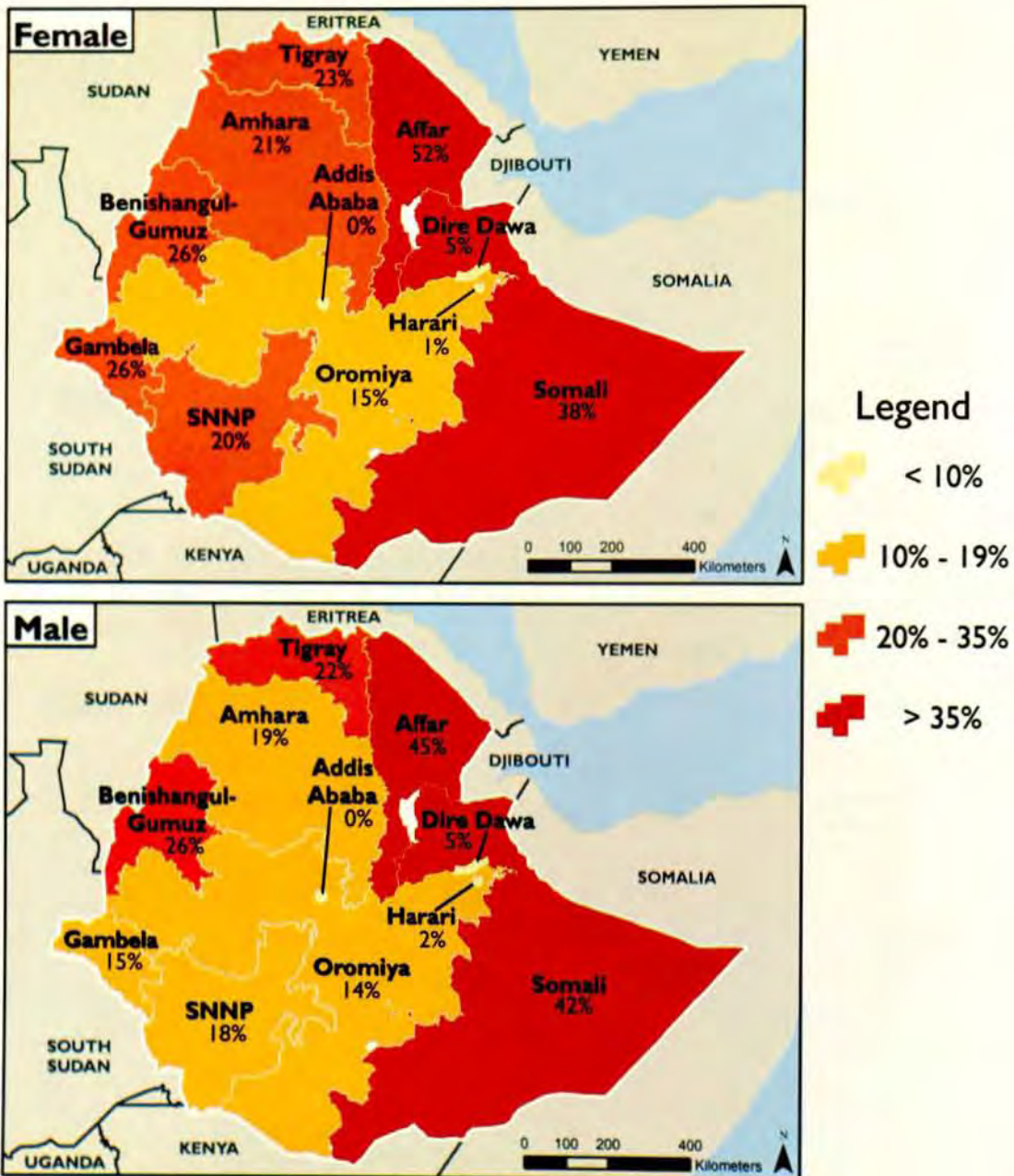
Percentage of women and men age 15-49 who own a house alone



Lack of assets makes women vulnerable to various forms of violence and affects her decisionmaking power in the family. One in 9 Ethiopian women own a house alone, compared to 1 in 4 Ethiopian men. Among women, ownership of a house ranges from a low of 6% in Addis Ababa and SNNP to a high of 27% in Gambela. Just 10% of men living in Addis Ababa own a house alone, compared to 45% of men living in Gambela.

# Wealth

Percentage of women and men age 15-49 living in households in the lowest wealth quintile

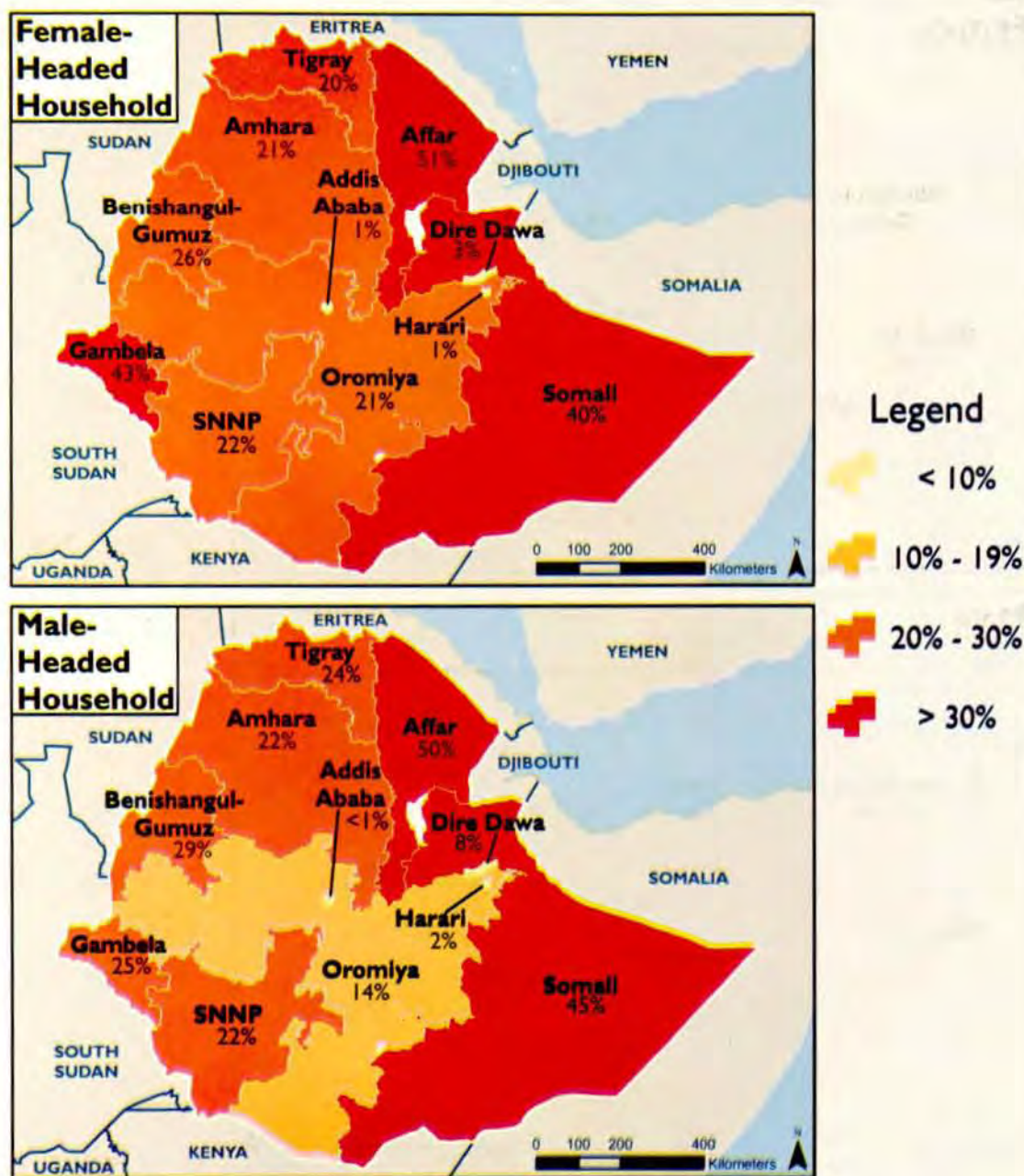


Wealth in the EDHS is measured by scoring households based on a set of characteristics including access to electricity, housing materials, and ownership of various consumer goods. Households are then ranked, from lowest score to highest score and then separated into five equal pieces (or quintiles) each representing 20% of the population.

There is nearly no difference in the proportion of women and men living in households in the lowest wealth quintile (18% versus 17%). The largest proportion of women and men living in households in the lowest wealth quintile is in the Affar region (52% and 45%, respectively). In contrast, no women or men living in Addis Ababa live in households in the lowest wealth quintile.

# Household Headship in the Lowest Wealth Quintile

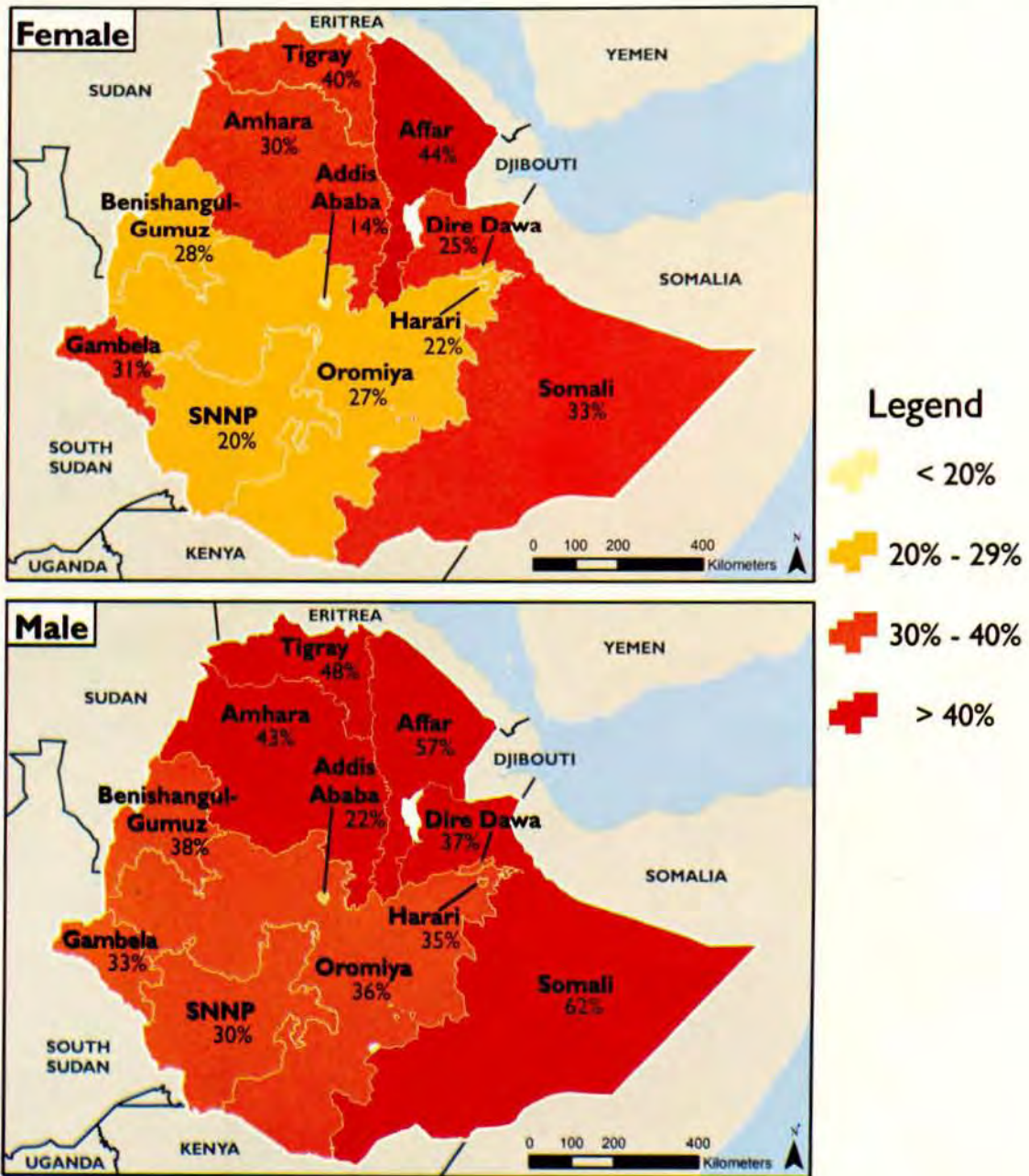
Percentage of female- or male-headed households in the lowest wealth quintile



About one-quarter (26%) of all Ethiopian households are headed by women, while the remaining 74% of households are headed by men. There is nearly no difference in the proportion of female-headed and male-headed households in the lowest wealth quintile (20% versus 19%). The region with the largest proportion of female- and male-headed households in the lowest wealth quintile is Affar (51% and 50%, respectively). Addis Ababa has the smallest proportion of female- and male-headed households in the lowest wealth quintile (1% and less than 1%). In the majority of regions the proportion of female- and male-headed households in the lowest wealth quintile is nearly equal. The exception is the Gambela region; 43% of female-headed households are in the lowest wealth quintile, compared to 25% of male-headed households.

# Nutritional Status

Percentage of women and men age 15-49 with a Body Mass Index (BMI) <18.5 (total thin)

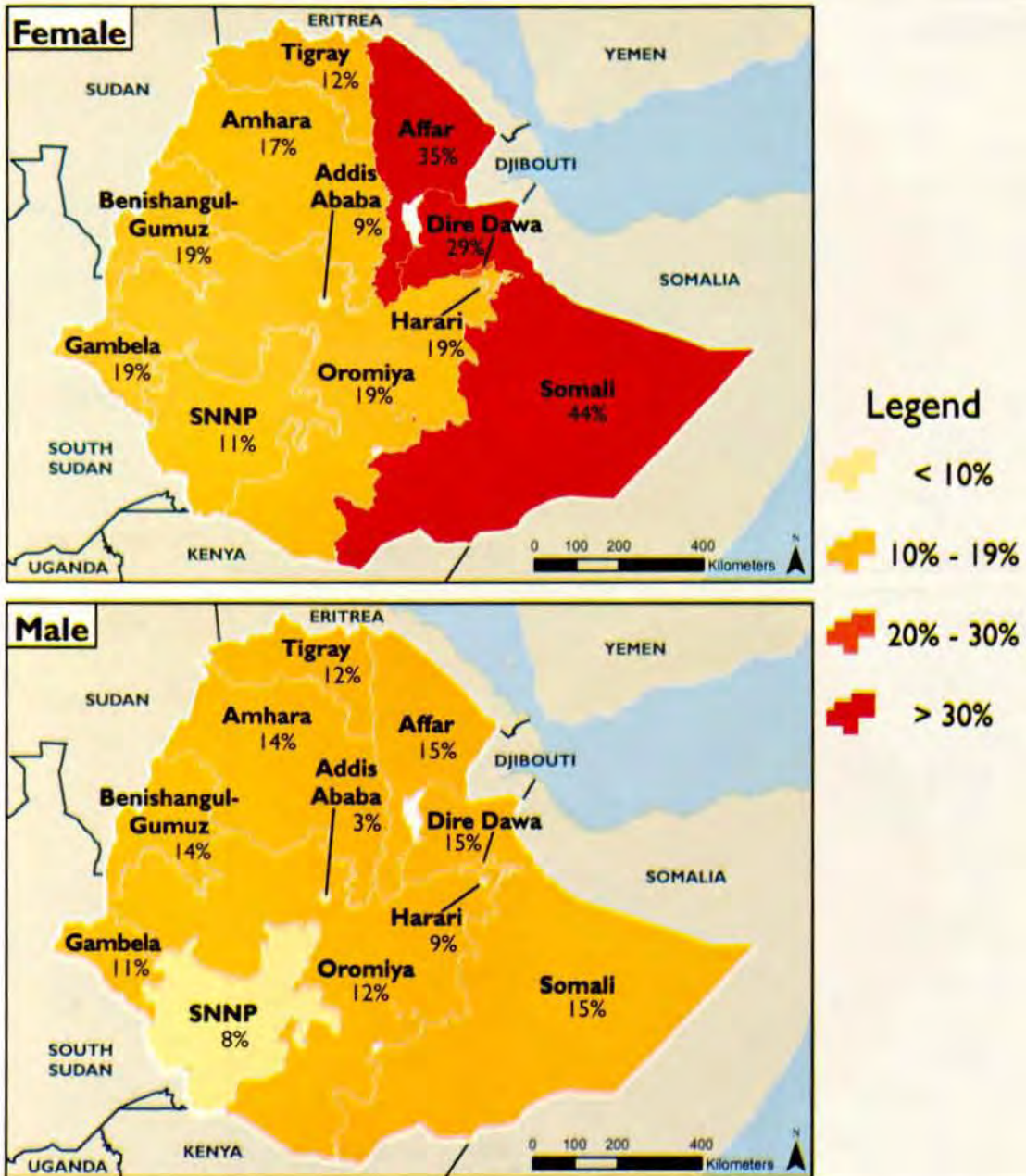


Nutritional status of women and men was assessed by taking height and weight measurements and then calculating the Body Mass Index (BMI) for each respondent. BMI is defined as weight in kilograms divided by height in meters squared ( $\text{kg}/\text{m}^2$ ). A BMI below 18.5 indicates thinness or acute undernutrition. Severe undernutrition ( $\text{BMI}<17$ ) is associated with increased mortality.

Overall, 27% of Ethiopian women and 37% of Ethiopian men are thin or undernourished. Among women, thinness ranges from a low of 14% in Addis Ababa to a high of 44% in Affar. Addis Ababa has the smallest proportion of men considered thin (22%), compared to 62% of men in the Somali region.

# Anaemia

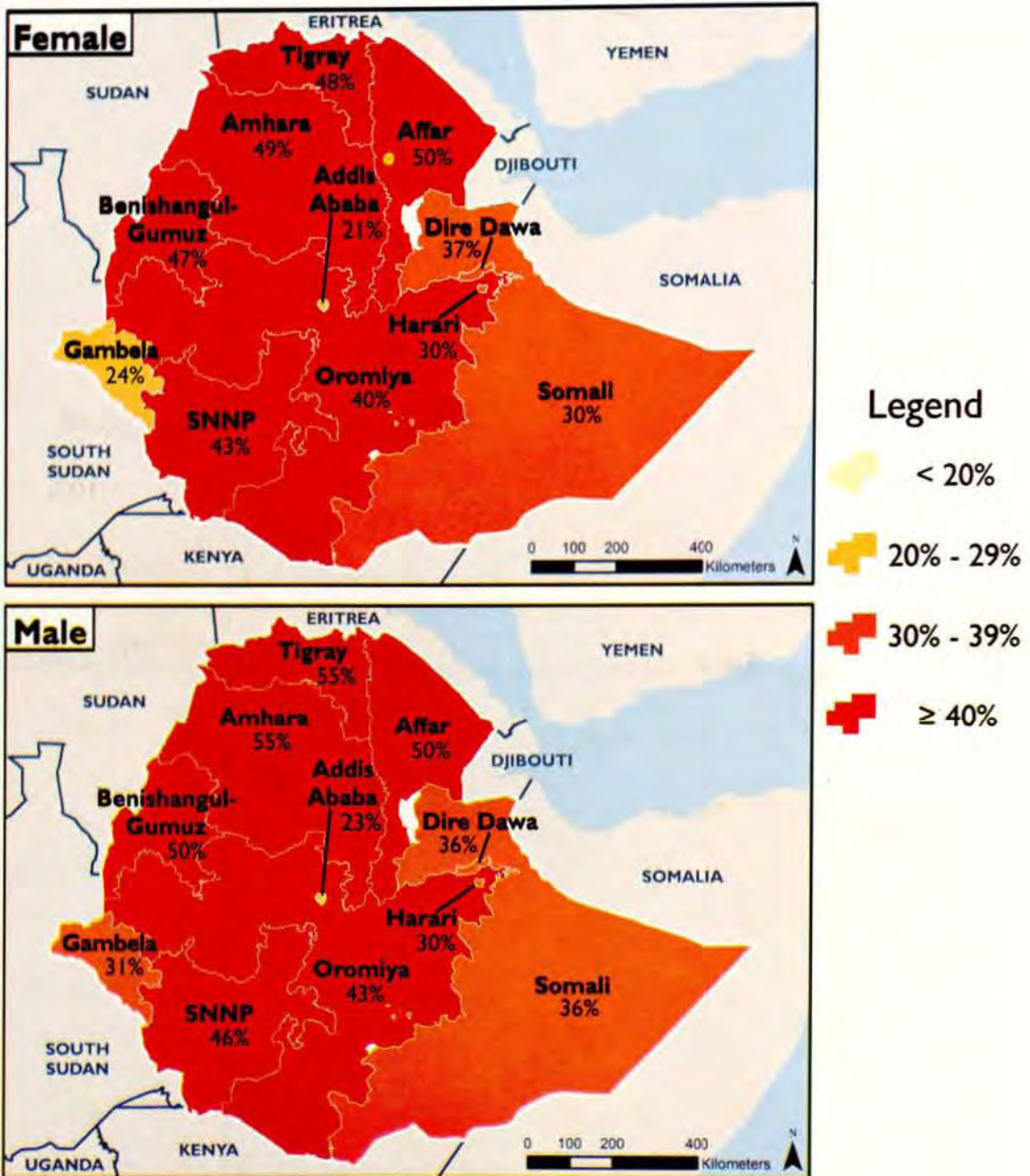
Percentage of women and men age 15-49 with any anaemia



The 2011 EDHS tested women and men's haemoglobin levels to determine the prevalence of anaemia. Anaemia has a variety of causes including: malnutrition, malaria, hookworm infection, and chronic inflammatory disorders. At the national level, 17% of women and 11% of men are anaemic. Among women, anaemia ranges from a low of 9% in Addis Ababa to a high of 44% in Somali region. Just 3% of men in Addis Ababa are anaemic, compared to 15% of men in the Affar, Dire Dawa, and Somali regions.

# Stunting

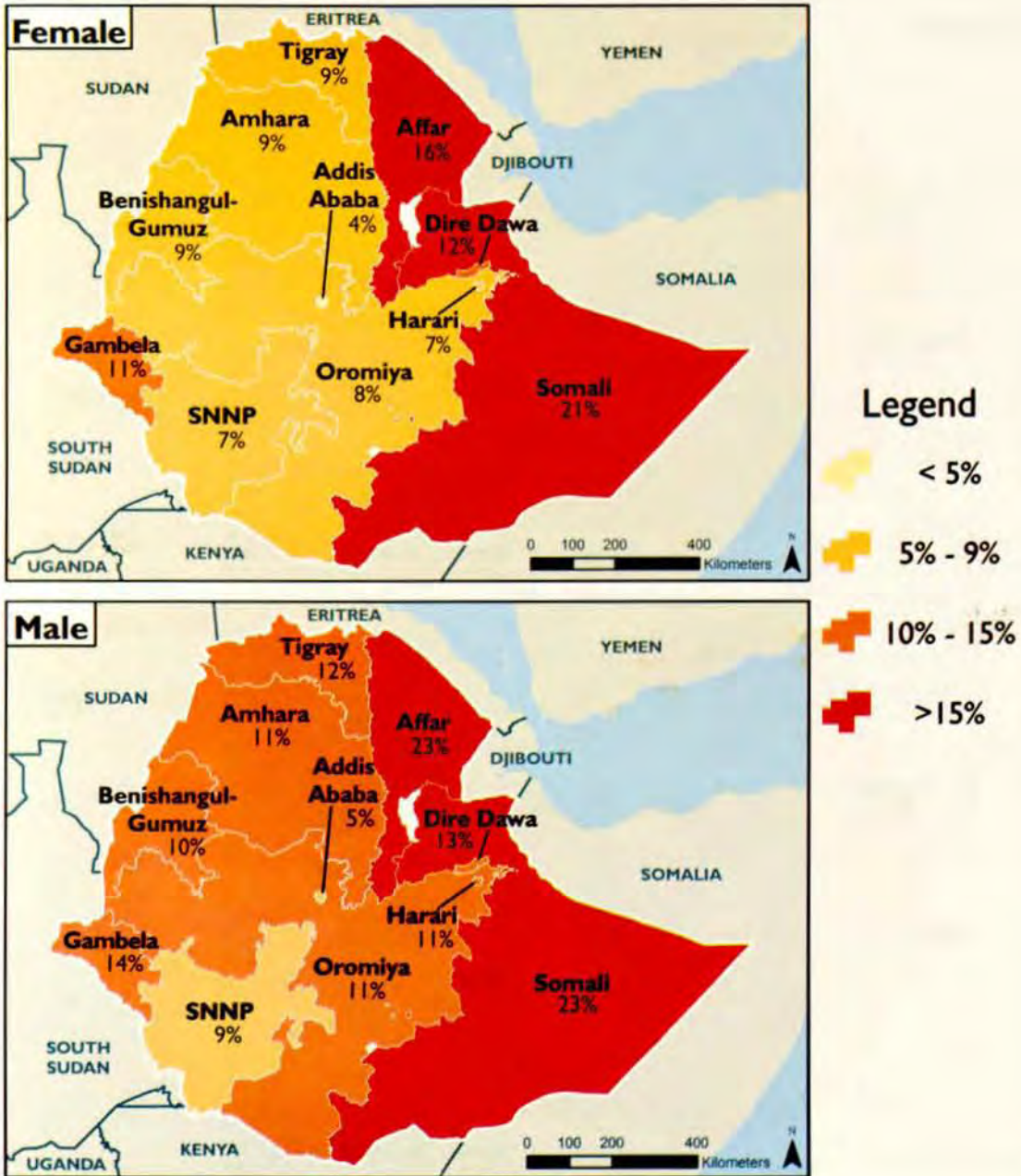
Percentage of children under age five who are stunted (too short for their age)



The nutritional status of children under age five was determined by taking height and weight measurements and then comparing to the WHO international reference standard. Stunting is a measure of chronic undernutrition. Overall, 44% of children under age five are stunted, or too short for their age. Male children are slightly more likely than female children to be stunted (46% and 43%, respectively). Among female children, stunting ranges from a low of 21% in Addis Ababa to a high of 50% in the Affar region. Stunting among male children is lowest in Addis Ababa (23%) and highest in the Tigray region (55%).

# Wasting

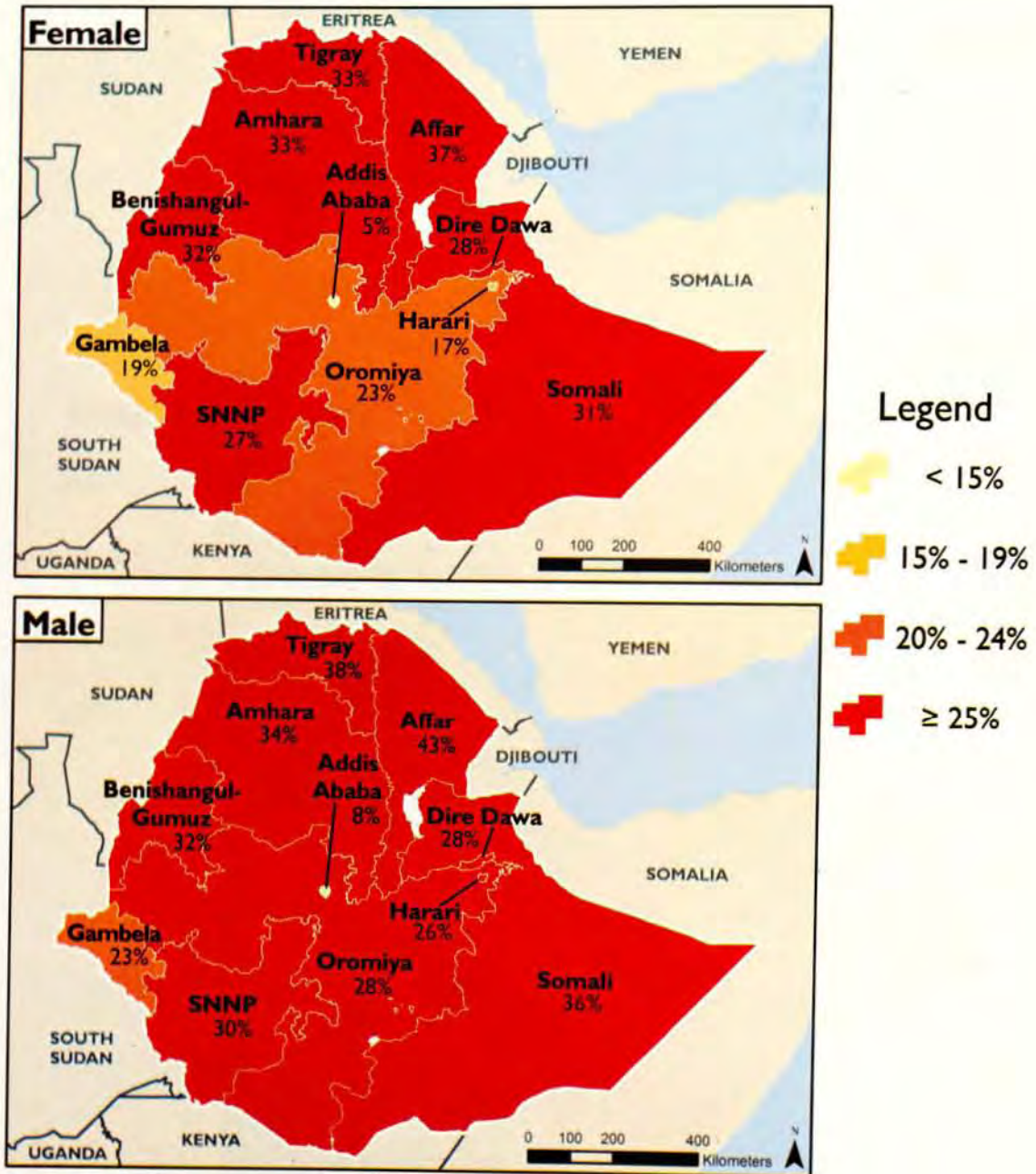
Percentage of children under age five who are wasted (too thin for their height)



Wasting (too thin for height) is a measure of acute undernutrition. One in 10 Ethiopian children under age five is wasted. Eleven percent of male children are wasted, compared to 8% of female children. Female children living in the Somali region are over five times more likely to be wasted than female children living in Addis Ababa (21% versus 4%). Similarly, male children living in the Somali and Affar regions (23%) each are more than five times more likely to be wasted than male children living in Addis Ababa (5%).

# Underweight

Percentage of children under age five who are underweight (too thin for their age)



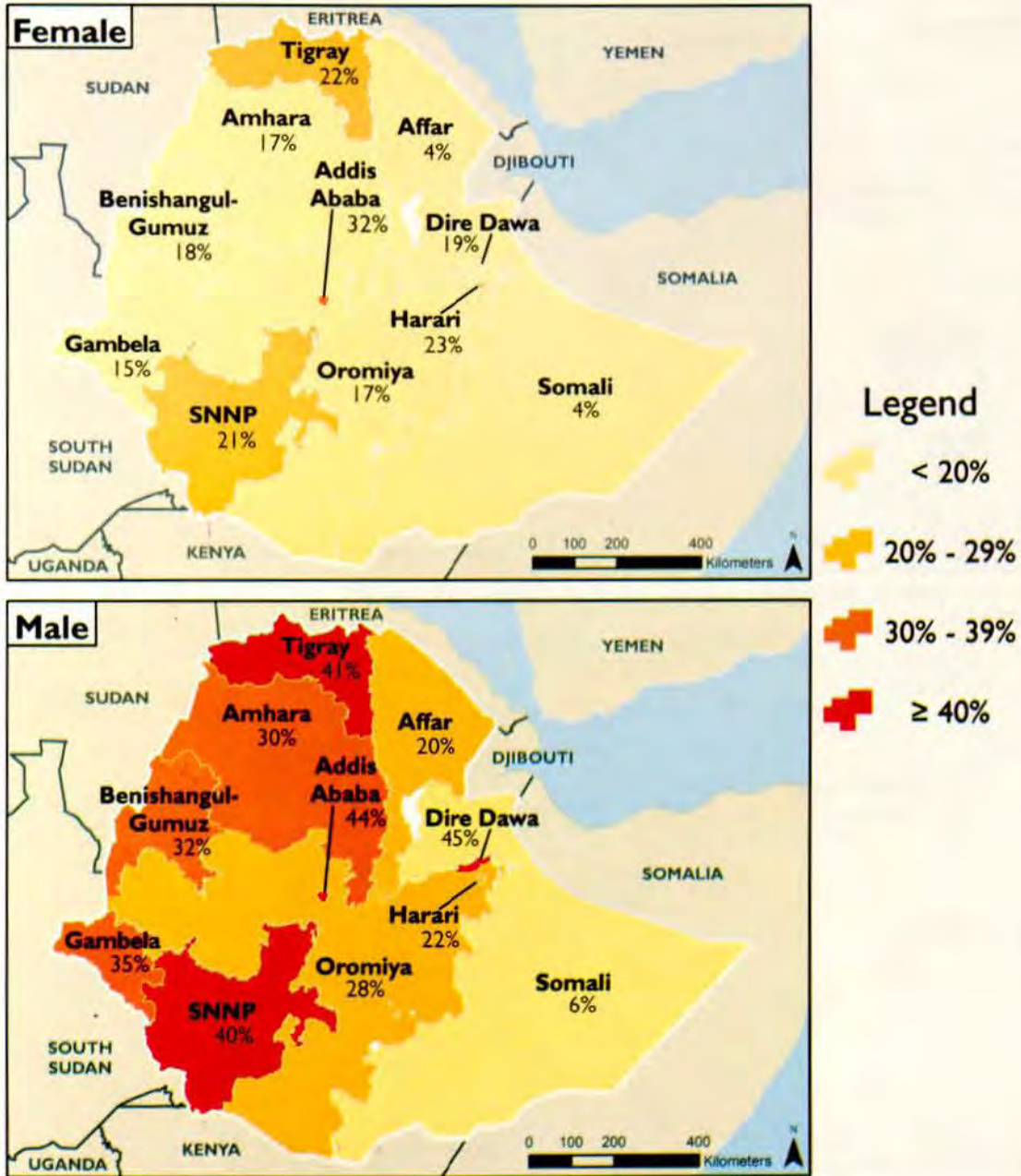
Underweight is the proportion of children who are too thin for their age. Nearly three in ten (29%) children under age five are underweight. The proportion of male children who are underweight (31%) is slightly higher than the proportion of female children (27%). Just 5% of female children living in Addis Ababa are underweight, compared to 37% in the Affar region. Among male children underweight ranges from 8% of children in Addis Ababa to 43% in the Affar region.

Handwritten notes:

75-6-7  
7-7  
8-7  
9-7  
10-7  
11-7  
12-7

# Comprehensive Knowledge about AIDS

Percentage of women and men age 15-49 with comprehensive knowledge about AIDS

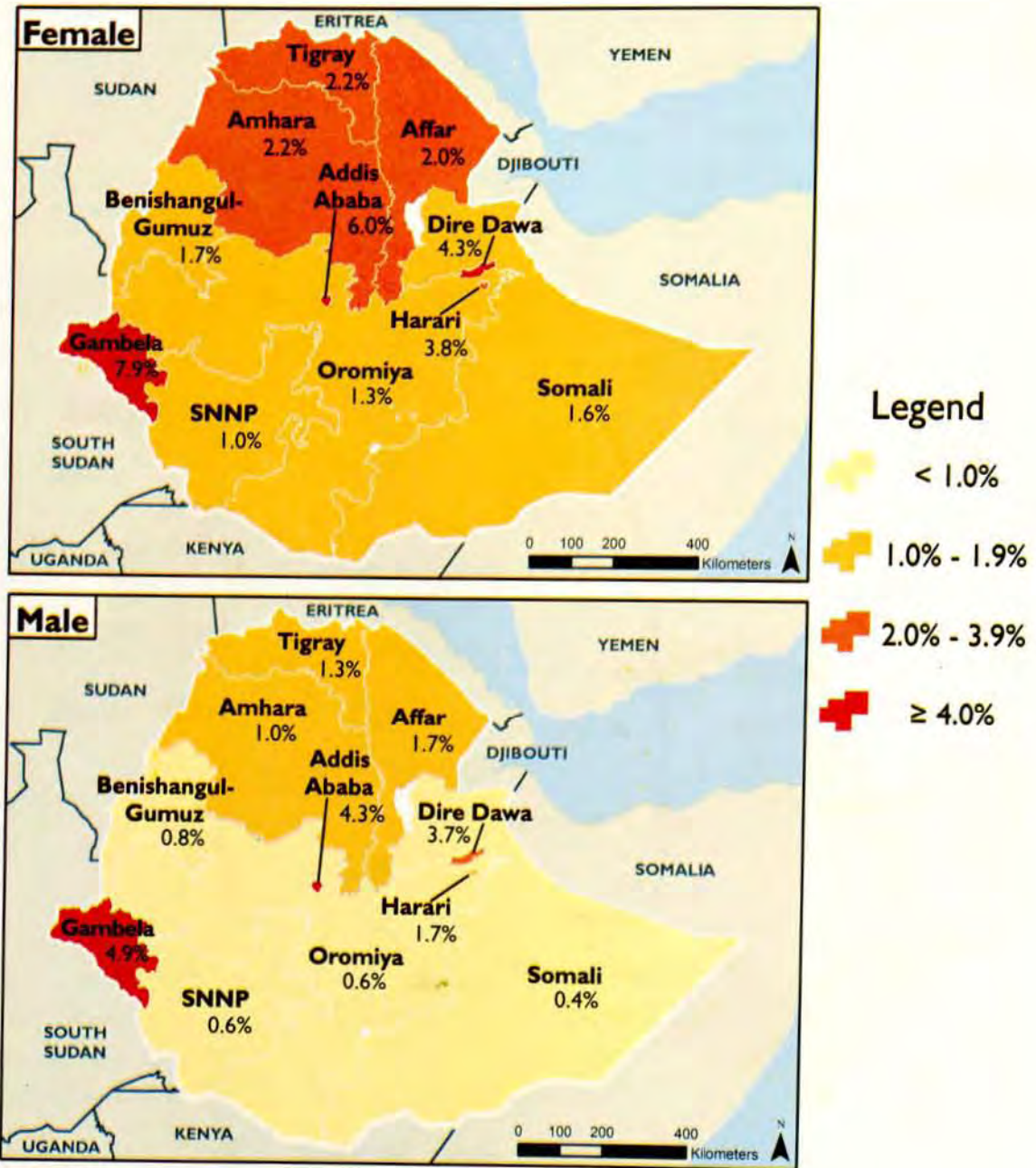


Comprehensive knowledge of AIDS means knowing that consistent use of condoms during sexual intercourse and having just one uninfected faithful partner can reduce the chance of getting HIV, knowing that a healthy-looking person can have HIV, and rejecting the two most common local misconceptions about HIV transmission—that HIV can be transmitted through mosquitoes or supernatural means.

Nineteen percent of women and 32% of men age 15-49 have comprehensive knowledge of AIDS. Women in Addis Ababa are eight times more likely to have comprehensive knowledge than women in the Affar and Somali regions (32% versus 4%, each). Six percent of men in the Somali region have comprehensive knowledge of AIDS, compared to 45% in Dire Dawa.

# HIV Prevalence

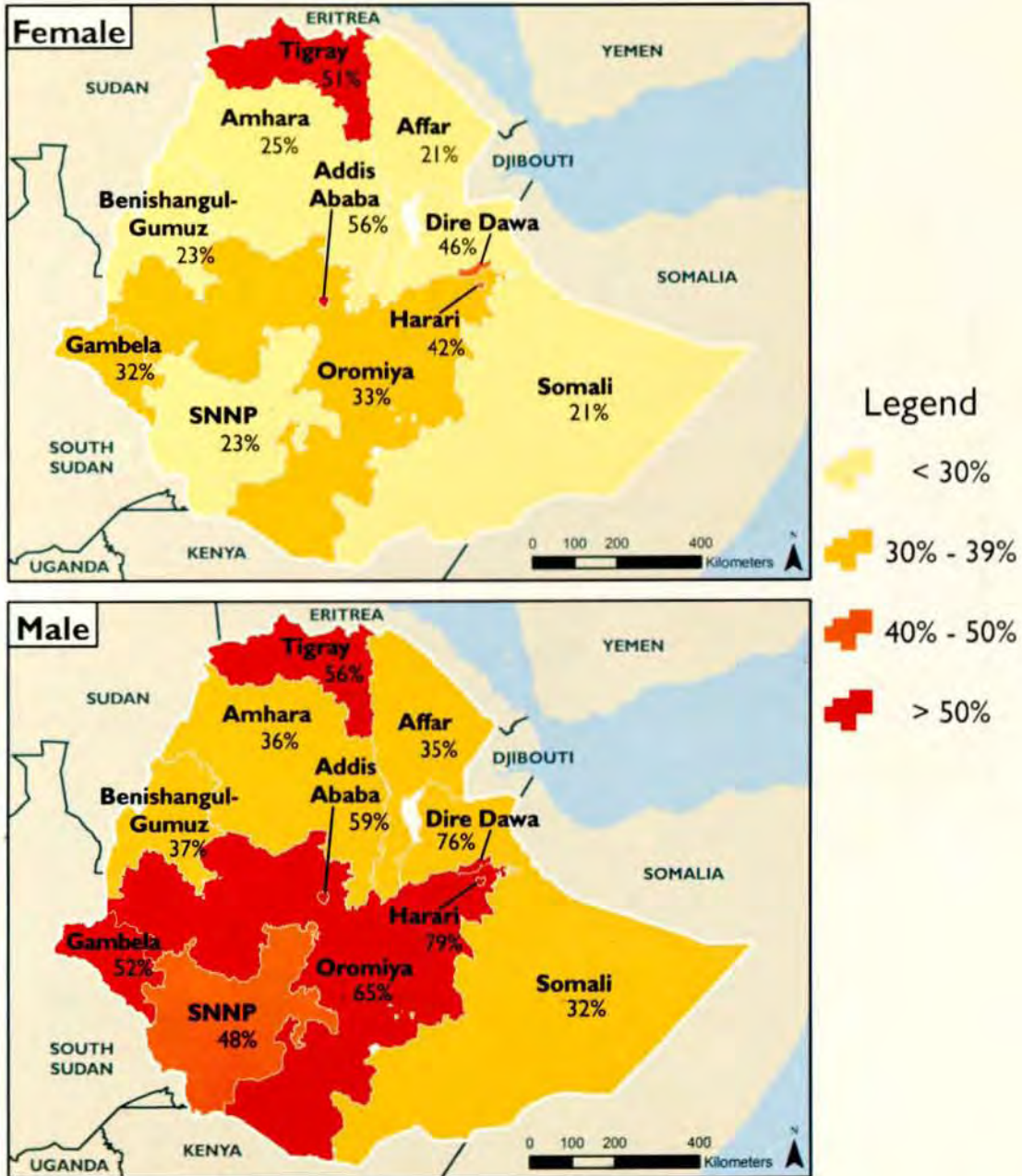
Percentage of women and men age 15-49 who are HIV-positive



Overall, 1.5% of Ethiopian adults age 15-49 are HIV-positive. Women are more likely to be infected than men (1.9% and 1.0%, respectively). Among women, HIV prevalence ranges from a low of 1.0% in the SNNP region to a high of 7.9% in Gambela. Men living in the Somali region are least likely to be infected (0.4%), while those living in Gambela are most likely to be HIV-positive (4.9%).

# Exposure to Community Conversation Programme

Percentage of women and men age 15-49 who have heard of the Community Conversation Programme



The Community Conversation (CC) programme is one of the main social mobilization tools geared towards preventing the spread of HIV within the community. It is endorsed and led by the Ministry of Health and the HIV/AIDS Prevention Control Office. The 2011 EDHS assessed the reach of the CC programme by asking respondents if they had heard of the CC programme.

Overall, 31% of women and 52% of men age 15-49 have heard of the Community Conversation programme. About one in five (21%) women in the Affar and Somali regions have heard of the CC programme, compared to 56% in Addis Ababa. Among men, exposure to the CC programme ranges from 32% of men in Somali region to 79% of men in Harari.